SCOTTISH HOSPITALS INQUIRY

Hearing commencing 26 February 2024

Bundle 13 – Miscellaneous

Volume 1

This document may contain Protected Material within the terms of Restriction Order 1 made by the Chair of the Scottish Hospitals Inquiry and dated 26 August 2021. Anyone in receipt of this document should familiarise themselves with the terms of that Restriction Order as regards the use that may be made of this material. The terms of that Restriction Order are published on the Inquiry website.

Table of Contents

1.	A46440425	Appendix 01 - ANX_EDN000088432	Page 7
2.	A46440427	Appendix 02 - ANX_EDN000208018	Page 10
3.	A46440426	Appendix 03 - ANX_EDN000301119	Page 11
4.	A46440428	Appendix 04 - ANX_EDN000079746	Page 12
5.	A46440429	Appendix 5 - MM-GC-002084	Page 16
6.	A46440430	Appendix 06 - ANX_EDN000208856	Page 19
7.	A46440431	Appendix 06.1 - ANX_EDN000208857	Page 20
8.	A46440433	Appendix 07 - ANX_EDN000209393	Page 21
9.	A46440432	Appendix 07.1 - ANX_EDN000209394	Page 22
10.	A46440434	Appendix 07.2 - ANX_EDN000209395	Page 25
11.	A46440435	Appendix 07A - ANX_EDN000199766	Page 28
12.	A46440436	Appendix 07A.1 - ANX_EDN000199767	Page 29
13.	A46440437	Appendix 08 - ANX_EDN000273257	Page 32
14.	A46440439	Appendix 08.1 - ANX_EDN000273259	Page 34
15.	A46440438	Appendix 09 - ANX_EDN000273258	Page 35
16.	A46440441	Appendix 10 - ANX_EDN000177039	Page 39
17.	A46440442	Appendix 10.1 - ANX_EDN000177040	Page 40
18.	A46440440	Appendix 10.2 - ANX_EDN000177041	Page 43
19.	A46440389	Appendix 10.3 - ANX_EDN000177042	Page 44

20.	A46440388	Appendix 10.4 - ANX_EDN000177043	Page 45
21.	A46440390	Appendix 10.5 - ANX_EDN000177044	Page 46
22.	A46440391	Appendix 10.6 - ANX_EDN000177045	Page 47
23.	A46440393	Appendix 10.7 - ANX_EDN000177046	Page 48
24.	A46440392	Appendix 11 - COG_001_1_00000001-25843	Page 49
25.	A46440394	Appendix 12 - EDI_001_1_00110530	Page 51
26.	A46440396	Appendix 12.1 - EDI_001_1_00110530-1	Page 54
27.	A46440395	Appendix 13 - COG_003_1_00000003-04723	Page 59
28.	A46440405	Appendix 14 - ANX_EDN000110700	Page 63
29.	A46440398	Appendix 14.1 - ANX_EDN000110701	Page 67
30.	A46440397	Appendix 14.2 - ANX_EDN000110702	Page 92
31.	A46440399	Appendix 15 - ANX_EDN000074985	Page 664
32.	A46440401	Appendix 15.1 - ANX_EDN000074986	Page 666
33.	A46440400	Appendix 16 - ANX_EDN000103645	Page 725
34.	A46440403	Appendix 17 - ANX_EDN000276472	Page 732
35.	A46440402	Appendix 17.1 - ANX_EDN000276473	Page 733
36.	A46440404	Appendix 17.2 - ANX_EDN000276474	Page 734
37.	A46440406	Appendix 17.3 - ANX_EDN000276475	Page 735
38.	A46440407	Appendix 17.4 - ANX_EDN000276476	Page 736
39.	A46440408	Appendix 17.5 - ANX_EDN000276477	Page 737
40.	A46440410	Appendix 17.6 - ANX_EDN000276478	Page 738
41.	A46440409	Appendix 18 - EDL_003_1_00000004-04681	Page 739
42.	A46440411	Appendix 19 - ANX_EDN000074983	Page 742
43.	A46440412	Appendix 20 - ANX_EDN000208279	Page 745

44.	A46440413	Appendix 20.1 - ANX_EDN000208280	Page 749
45.	A46440416	Appendix 21 - ANX_EDN000497477	Page 750
46.	A46440415	Appendix 21.1 - ANX_EDN0004974778	Page 753
47.	A46440414	Appendix 22 - ANX_EDN000544526	Page 754
48.	A46440414	Appendix 23 - ANX_EDN000544528	Page 757
49.	A46440417	Appendix 24 - PID_001_1_00000001-009826	Page 760
49.1		190128 IHSL.MPX Plant Rooms and Ventilation Systems	Page 761
49.2		Letter from Paul Gray - plant rooms and ventilation systems - 25 January 2019	Page 762
50.	A46440420	Appendix 25 - SIK_001_1_00000002-035641	Page 763
50.1		190131_654 - IHS Lothia Limited_Plant Rooms + Ventilation Systems	Page 764
51.	A46440422	Appendix 26 - ANX_EDN000214931	Page 765
52.	A46440419	Appendix 27 - ANX_EDN000214932	Page 766
53.	A46440421	Appendix 28 - PID_001_1_00000001-164402	Page 767
53.1		190213 - IHS Lothian Limited	Page 769
54.	A46440423	Appendix 29 - ANX_EDN000214968	Page 771
55.	A46496641	Appendix 30 - Extracts from SA - Item 07 - WW-Z4-01-PL-524-001 (2)	Page 773
56.	A46496640	Appendix 30 - Extracts from SA - Item 07 - WW-Z4-00-PL-524-002	Page 774
57.	A46496639	Appendix 30 - Extracts from SA - Item 07 - WW-Z4-00-PL-524-002 (1)	Page 775
58.	A46496642	Appendix 30 - Extracts from SA - Item 07 - WW-Z4-00-PL-524-001	Page 776
59.	A46496638	Appendix 30 - Extracts from SA - Item 07 - WW-Z4-00-PL-524-001 (1)	Page 777

60.	A46496637	Appendix 30 - Extracts from SA - Item 07 - WW-Z3-03-PL-524-001	Page 778
61.	A46496626	Appendix 30 - Extracts from SA - Item 07 - WW-Z4-01-PL-524-001	Page 779
62.	A46496627	Appendix 30 - Extracts from SA - Item 07 - WW-Z4-03-PL-524-001 (1)	Page 780
63.	A46496628	Appendix 30 - Extracts from SA - Item 07 - WW-Z4-03-PL-524-001	Page 781
64.	A46496629	Appendix 30 - Extracts from SA - Item 07 - WW-Z4-03-PL-524-002 (1)	Page 782
65.	A46496630	Appendix 30 - Extracts from SA - Item 07 - WW-Z4-03-PL-524-002	Page 783
66.	A46496631	Appendix 30 - Extracts from SA - Item 07 - G1547 Environmental Matrix Multi Bed Wards	Page 784
67.	A46496634	Appendix 30 - Extracts from SA - Item 07 - MM-GC-003999	Page 785
68.	A46496633	Appendix 30 - Extracts from SA - Item 07 - WW-SZ-XX-DC-XXX-010 (1)	Page 789
69.	A46496636	Appendix 30 - Extracts from SA - Item 07 - WW-SZ-XX-DC-XXX-010	Page 792
70.	A46496635	Appendix 30 - Extracts from SA - Item 07 - WW-Z3-03-PL-524-001 (1)	Page 796
71.	A46502723	Appendix 30 - 181212 SA Item 13 Project Co Change 051	Page 797
72.	A46502687	Appendix 30 - Techinical Schedule	Page 798
73.	A46457198	Appendix 31 - 07 Feb 2019	Page 827
74.	A46457205	Appendix 32 - Commissioning Completion Certificate	Page 828
75.	A46457203	Appendix 33 - Certificate of Practical Completion	Page 829
76.	A46457202	Appendix 34 - WID_002_1_00000007-03830	Page 830

77.	A46457206	Appendix 35 - GRC_001_1_00000001-74087 (4)	Page 832
77.1		RIE_Childrens hospital issues log-rec from IOM 25 June 2019	Page 834
78.	A46457204	Appendix 36 - First Floor GA B1 Bedroom Mark Up	Page 835
79.	A46457201	Appendix 37 - BAJ_003_1_00000007-20089-1	Page 836
79.1		Air Change Options_Critical Care_02 June 2019	Page 838
80.	A46457196	Appendix 38 - PID_002_1_00000006-37082 (1)	Page 839
80.1		Critical Care Ventilation - Interim	Page 841
80.2		Critical Care Ventilation - Permanent	Page 842
80.3		Critical Care Ventilation - Mark Up	Page 844
81.	A46457197	Appendix 39 - BAJ_003_1_00000007-04340	Page 845
82.	A46457200	Appendix 40 - PID_001_1_00000001-007859	Page 846
82.1		CC Vent Remedials_Board Change_DRAFT_Tech Spec Only	Page 849
83.	A46457199	Appendix 41 - MAJ_001_1_00000001-29141	Page 851
83.1		Draft Option 3 Instruction_IHSL 31 07 19	Page 854

From: Mr Kamil Kolodziejczyk - Mott MacDonald Ltd (Head Office UK) < [redacted] on behalf of Mr Kamil Kolodziejczyk - Mott MacDonald Ltd (Head Office UK)
Sent: 17 October 2016 11:53
To: Mr Ken Hall - Multiplex Construction Europe; BMEdinburgh DocControl - Multiplex Construction Europe; Mr David Martin - R.A.M. Asset Management Limited
Cc: Mr Darren Pike - Multiplex Construction Europe; Mr John Wales - Multiplex Construction Europe; Mr Didier Blanchet - Bouygues E&S FM; Liane Edwards-Scott - Multiplex Construction Europe; NHSL RHSC + DCN - NHS Lothian; Mr Wallace Weir - HCP Social Infractructure (UK) Limited; Mrs Kelly Bain - Mott MacDonald Ltd (Head Office UK); Clive Hall - Bouygues E&S FM; Mr Richard Hair - Bouygues E&S FM; Alison Gordon - Multiplex Construction Europe; Mr Douglas McFall - Multiplex Construction Europe
Subject: Re: G1547 RDD Review Environmental Matrix

The Board have reviewed the Environmental Matrix and still has significant concerns on items that do not appear to comply with the BCR's.

The Board notes the following general comments:

1. The Board has highlighted cells in blue and red bubble on the hard copy which require PCo review.

2. The Environmental Matrix should be updated to reflect the Production Group drawings.

3. Currently the matrix doesn't reflect the clinical lights schedule submitted through Clinical Lights Specification and Clinical Lights Technical Submittal.

4. EM shall be updated to reflect all circulation areas as per SoA.

5. Some lux levels don't appear to align with LG2.

6. Some ventilation rates don't appear to comply with BCRs. The Board would like to point that is still awaiting response from PCo to the issues raised as per MM-RFI-000172 & MM-GC-002006 relating to ventilation rates.

Some specific comments as follows:

1. See example G-D1-015 in the table - confirm filtration to physical measurement rooms.

2. Areas off the circulation area / corridor, i.e. 1-D6-060 Resus Bay, indicates transfer air but not known from where. Same principles applies to all Bays and Receptions.

3. See example 1-D7-005 in the table - indicates area of 4m2 however General Arrangement drawing shows 4.8m2. Please review this and all other similar instances.

4. See example 3-D9-009 in the table - indicates no cooling and no ventilation but filtration. Please review this and all other similar instances.

5. See example 3-D9-016 in the table - contradiction, please confirm for this and all other similar instances.

6. See example G-F1-037 in the table – only extract and filtration, please confirm for this and all other similar instances.

7. See example 1-H2-013 in the table – confirm temperature and cooling requirements for this and all other similar instances.

8. See example 1-L1-015 in the table – "via bedroom and en-suite" confirm extract rates for bedroom and en-suite.

9. All Dirty Utility rooms – please confirm dirty utility heating type and control.

10. Changing Cubicles – will be supplied with 18 deg C fresh air with no option to increase temperature. Please confirm.

11. Dictation Rooms - will be supplied with 18 deg C fresh air with no option to increase temperature. Please confirm.

12. 1-P1-067 (see table) – please confirm proposal.

13. 1-P1-090 and 1-P1-005 – should this not be other way round? Please confirm.

Whilst the Board has noted general and specific comments above, the Board reminds Project Co that unless the Board has already accepted a derogation, it is Project Co's obligation to comply with the BCR's / SHTMS etc, and the Board not commenting, does not remove that obligation on Project Co.

Regards
Kamil

From: B DocControl
Sent: 20/09/2016 1:08:11 PM BST (GMT +01:00)
To: Kelly Gordon, Kamil Kolodziejczyk, NHSL RHSC + DCN
Cc: Didier Blanchet, Richard Hair, Clive Hall, Wallace Weir, Liane Edwards-Scott, Alison Gordon, Ken Hall, Douglas McFall, Darren Pike, John Wales
Mail Number: MPX-TRANSMIT-006178
Subject: Fwd: G1547 RDD Review Environmental Matrix

Please find attached RDD documents issued electronically for information. Documents have now been put into a workflow and a hard copy will be issued for your review.

Should you have any queries please do not hesitate to contact me.

Kind Regards,

Kara

BM Edinburgh Document Control

Multiplex Construction Europe Ltd
RHSC & DCN Site Office
Little France Crescent
EDINBURGH
EH16 4TJ

T: [redacted]

From: L Johnston
Sent: 19/09/2016 3:58:48 PM BST (GMT +01:00)
To: Didier Blanchet, Richard Hair, Clive Hall, HLM Document Control, Jo Dorling, Mark Harrison, Lorraine Robertson HLM Architects, Ross Barrett HLM Architects, Eilidh Jane Simpson, Chris Youd, RHSC Document Control, James Ferry, Kieran Furley, Stacey Green, Neil Lancaster, Gavin Marsh, Gerry McDonnell, Jamie McLeish, Alison Mulrine, Gearoid Murray, Declan O'Donovan, Mark Quinn, Sinead Rogan, Brendan Rooney, Bob Violet, Jack Whittam, BMEdinburgh DocControl, Liane Edwards-Scott, Colin Grindlay, Ken Hall, Andy Kerr, Nicholas Leach, Jonathon Mays, Andrew McColl, Keith McIntee, RBG Document Control, Barry McCormack, Ryan Stokes, Lyndsey Johnston, TUV-SUD WHITTLE
Mail Number: WWHIT-TRANSMIT-000794
Subject: G1547 RDD Review Environmental Matrix

Please find attached our updated Environmental Matrix.

Regards

Lyndsey Johnston
Document Controller

TUV SUD Limited

The Venlaw Building

349 Bath Street

Glasgow

G2 4AA

United Kingdom

Tel: [redacted]

[redacted].uk

www.tuv-sud.co.uk/wallacewhittle

From: Mr Kamil Kolodziejczyk - Mott MacDonald Ltd (Head Office UK) [redacted] on behalf of Mr Kamil Kolodziejczyk - Mott MacDonald Ltd (Head Office UK)
Sent: 03 October 2016 12:20
To: Mr Ken Hall - Multiplex Construction Europe; Mr Wallace Weir - HCP Social Infractructure (UK) Limited; Mr David Martin - R.A.M. Asset Management Limited
Cc: Mr Darren Pike - Multiplex Construction Europe; Mr Colin Grindlay - Multiplex Construction Europe; Graeme Greer - Mott MacDonald Ltd (Head Office UK); Mr Brian Currie - NHS Lothian; Ms Janice Mackenzie - NHS Lothian; Ms Jackie Sansbury - NHS Lothian; Mr Ronnie Henderson - NHS Lothian
Subject: Ventilation design

Can PCo please confirm the ventilation system for the CT, MRI, Fluoroscopy & Gamma Camera rooms and the associated anaesthetic induction and recovery areas has been designed to at least 15ac/h which is a SHTM 03-01 requirements regarding anaesthetised patients. Please also confirm air flow design in these rooms accounts for the presence of anaesthetic gasses at low level and provides a clean air – flow path.

Thanks

Kamil

From: Mr Colin Grindlay - Multiplex Construction Europe [redacted] > on behalf of Mr Colin Grindlay - Multiplex Construction Europe
Sent: 11 January 2017 08:08
To: Mr Ken Hall - Multiplex Construction Europe; Mr Kamil Kolodziejczyk - Mott MacDonald Ltd (Head Office UK); Mr Wallace Weir - HCP Social Infractructure (UK) Limited; Mr David Martin - R.A.M. Asset Management Limited
Cc: Mr Brian Rutherford - Wallace Whittle; Mr Stewart McKechnie - Wallace Whittle; Mr Darren Pike - Multiplex Construction Europe; Graeme Greer - Mott MacDonald Ltd (Head Office UK); Mr Brian Currie - NHS Lothian; Ms Janice Mackenzie - NHS Lothian; Ms Jackie Sansbury - NHS Lothian; Mr John Spalding - Wallace Whittle; Mr Ronnie Henderson - NHS Lothian
Subject: Re: Ventilation design

Kamil,

Please note we will be updating the ventilation design to have 15ACH in the rooms listed below.

In addition, low level ventilation is already detailed to accommodate for presence of anaesthetic gasses.

Trust the above closes out this RFI.

Regards,

Colin

From: K Kolodziejczyk
Sent: 03/10/2016 12:19:56 PM BST (GMT +01:00)
To: Wallace Weir, Ken Hall, David Martin
Cc: Graeme Greer, Colin Grindlay, Darren Pike, Brian Currie, Ronnie Henderson, Janice Mackenzie, Jackie Sansbury
Mail Number: MM-RFI-000172
Subject: Ventilation design

Can PCo please confirm the ventilation system for the CT, MRI, Fluoroscopy & Gamma Camera rooms and the associated anaesthetic induction and recovery areas has been designed to at least 15ac/h which is a SHTM 03-01 requirements regarding anaesthetised patients. Please also confirm air flow design in these rooms accounts for the presence of anaesthetic gasses at low level and provides a clean air – flow path.

Thanks

Kamil

From: Mr Kamil Kolodziejczyk - Mott MacDonald Ltd (Head Office UK) [redacted] on behalf of Mr Kamil Kolodziejczyk - Mott MacDonald Ltd (Head Office UK)
Sent: 07 November 2016 17:47
To: Mr Ken Hall - Multiplex Construction Europe; Mr Colin Grindlay - Multiplex Construction Europe; BMEdinburgh DocControl - Multiplex Construction Europe; Mr David Martin - R.A.M. Asset Management Limited
Cc: Mr Darren Pike - Multiplex Construction Europe; Mr John Wales - Multiplex Construction Europe; Mr Didier Blanchet - Bouygues E&S FM; Mr Brian Currie - NHS Lothian; Liane Edwards-Scott - Multiplex Construction Europe; NHSL RHSC + DCN - NHS Lothian; Mr Wallace Weir - HCP Social Infractructure (UK) Limited; Mrs Kelly Bain - Mott MacDonald Ltd (Head Office UK); Clive Hall - Bouygues E&S FM; Mr Richard Hair - Bouygues E&S FM; Alison Gordon - Multiplex Construction Europe; Mr Douglas McFall - Multiplex Construction Europe
Subject: Re: G1547 RDD Review Environmental Matrix

David / Ken / Colin,

The Board have serious concerns over the upgrading Environmental Matrix to Status B considering some of the issues raised (as per MM-GC-002084) being the same as the issues that had been raised since FC. There are also concerns over the potential inaccurate information being transferred to the Room Data Sheets being submitted through RDD.

However, as requested by Project Co, the Board has upgraded the Environmental Matrix to status B, noting the Board still does not believe the Environmental Matrix and resultant design complies with the Project Agreement. Project Co's failure to comply with the BCR's / PCP's (as per MM-GC-002084) the Board believes would result in a non-compliant Facility.

The Board would suggest that Project Co resolves the non-compliant and other issues as a matter of urgency, and requests that Project Co issues a strategy for resolution of these issues.

Regards

Kamil

From: K Kolodziejczyk
Sent: 17/10/2016 11:52:44 AM BST (GMT +01:00)
To: BMEdinburgh DocControl, Ken Hall, David Martin
Cc: Didier Blanchet, Richard Hair, Clive Hall, Wallace Weir, Kelly Gordon, Liane Edwards-Scott, Alison Gordon, Douglas McFall, Darren Pike, John Wales, NHSL RHSC + DCN
Mail Number: MM-GC-002084
Subject: Re: G1547 RDD Review Environmental Matrix

The Board have reviewed the Environmental Matrix and still has significant concerns on items that do not appear to comply with the BCR's.

The Board notes the following general comments:

1. The Board has highlighted cells in blue and red bubble on the hard copy which require PCo review.

2. The Environmental Matrix should be updated to reflect the Production Group drawings.

3. Currently the matrix doesn't reflect the clinical lights schedule submitted through Clinical Lights Specification and Clinical Lights Technical Submittal.

4. EM shall be updated to reflect all circulation areas as per SoA.

5. Some lux levels don't appear to align with LG2.

6. Some ventilation rates don't appear to comply with BCRs. The Board would like to point that is still awaiting response from PCo to the issues raised as per MM-RFI-000172 & MM-GC-002006 relating to ventilation rates.

Some specific comments as follows:

1. See example G-D1-015 in the table - confirm filtration to physical measurement rooms.

2. Areas off the circulation area / corridor, i.e. 1-D6-060 Resus Bay, indicates transfer air but not known from where. Same principles applies to all Bays and Receptions.

3. See example 1-D7-005 in the table - indicates area of 4m2 however General Arrangement drawing shows 4.8m2. Please review this and all other similar instances.

4. See example 3-D9-009 in the table - indicates no cooling and no ventilation but filtration. Please review this and all other similar instances.

5. See example 3-D9-016 in the table - contradiction, please confirm for this and all other similar instances.

6. See example G-F1-037 in the table – only extract and filtration, please confirm for this and all other similar instances.

7. See example 1-H2-013 in the table – confirm temperature and cooling requirements for this and all other similar instances.

8. See example 1-L1-015 in the table – "via bedroom and en-suite" confirm extract rates for bedroom and en-suite.

9. All Dirty Utility rooms – please confirm dirty utility heating type and control.

10. Changing Cubicles – will be supplied with 18 deg C fresh air with no option to increase temperature. Please confirm.

11. Dictation Rooms - will be supplied with 18 deg C fresh air with no option to increase temperature. Please confirm.

12. 1-P1-067 (see table) – please confirm proposal.

13. 1-P1-090 and 1-P1-005 – should this not be other way round? Please confirm.

Whilst the Board has noted general and specific comments above, the Board reminds Project Co that unless the Board has already accepted a derogation, it is Project Co's obligation to comply with the BCR's / SHTMS etc, and the Board not commenting, does not remove that obligation on Project Co.

Regards
Kamil

From: B DocControl
Sent: 20/09/2016 1:08:11 PM BST (GMT +01:00)
To: Kelly Gordon, Kamil Kolodziejczyk, NHSL RHSC + DCN
Cc: Didier Blanchet, Richard Hair, Clive Hall, Wallace Weir, Liane Edwards-Scott, Alison Gordon, Ken Hall, Douglas McFall, Darren Pike, John Wales
Mail Number: MPX-TRANSMIT-006178
Subject: Fwd: G1547 RDD Review Environmental Matrix

Please find attached RDD documents issued electronically for information. Documents have now been put into a workflow and a hard copy will be issued for your review.

Should you have any queries please do not hesitate to contact me.

Kind Regards,

Kara

BM Edinburgh Document Control

Multiplex Construction Europe Ltd
RHSC & DCN Site Office
Little France Crescent
EDINBURGH
EH16 4TJ

T: [redacted]

From: L Johnston
Sent: 19/09/2016 3:58:48 PM BST (GMT +01:00)
To: Didier Blanchet, Richard Hair, Clive Hall, HLM Document Control, Jo Dorling, Mark Harrison, Lorraine Robertson HLM Architects, Ross Barrett HLM

Architects, Eilidh Jane Simpson, Chris Youd, RHSC Document Control, James Ferry, Kieran Furley, Stacey Green, Neil Lancaster, Gavin Marsh, Gerry McDonnell, Jamie McLeish, Alison Mulrine, Gearoid Murray, Declan O'Donovan, Mark Quinn, Sinead Rogan, Brendan Rooney, Bob Violet, Jack Whittam, BMEdinburgh DocControl, Liane Edwards-Scott, Colin Grindlay, Ken Hall, Andy Kerr, Nicholas Leach, Jonathon Mays, Andrew McColl, Keith McIntee, RBG Document Control, Barry McCormack, Ryan Stokes, Lyndsey Johnston, TUV-SUD WHITTLE
Mail Number: WWHIT-TRANSMIT-000794
Subject: G1547 RDD Review Environmental Matrix

Please find attached our updated Environmental Matrix.

Regards

Lyndsey Johnston
Document Controller
TUV SUD Limited
The Venlaw Building
349 Bath Street
Glasgow
G2 4AA
United Kingdom

[redacted]

[redacted]

www.tuv-sud.co.uk/wallacewhittle

RHSC and DCN
Little France
Edinburgh
Scotland United Kingdom

Mott MacDonald Ltd (Head Office UK)
20-26 Wellesley Rd
Croydon
Surrey CR9 2UL United Kingdom
Ph. +44 20 87742000

MAIL TYPE	MAIL NUMBER	REFERENCE NUMBER
General Correspondence	MM-GC-002084	WWHIT-TRANSMIT-000794

Re: G1547 RDD Review Environmental Matrix

From	Mr Kamil Kolodziejczyk - Mott MacDonald Ltd (Head Office UK)
To (3)	Mr Ken Hall - Multiplex Construction Europe (+2 more...)
Cc (11)	Mr Didier Blanchet - Bouygues E&S FM (+10 more...)
Sent	Monday, 17 October 2016 11:52:44 AM BST (GMT +01:00)
Status	N/A

ATTRIBUTES

Attribute 2	33. M&E Building Services

MESSAGE

The Board have reviewed the Environmental Matrix and still has significant concerns on items that do not appear to comply with the BCR's.

The Board notes the following general comments:

1. The Board has highlighted cells in blue and red bubble on the hard copy which require PCo review.
2. The Environmental Matrix should be updated to reflect the Production Group drawings.
3. Currently the matrix doesn't reflect the clinical lights schedule submitted through Clinical Lights Specification and Clinical Lights Technical Submittal.
4. EM shall be updated to reflect all circulation areas as per SoA.
5. Some lux levels don't appear to align with LG2.
6. Some ventilation rates don't appear to comply with BCRs. The Board would like to point that is still awaiting response from PCo to the issues raised as per MM-RFI-000172 & MM-GC-002006 relating to ventilation rates.

Some specific comments as follows:

1. See example G-D1-015 in the table - confirm filtration to physical measurement rooms.
2. Areas off the circulation area / corridor, i.e. 1-D6-060 Resus Bay, indicates transfer air but not known from where. Same principles applies to all Bays and Receptions.
3. See example 1-D7-005 in the table - indicates area of 4m2 however General Arrangement drawing shows 4.8m2. Please review this and all other similar instances.
4. See example 3-D9-009 in the table - indicates no cooling and no ventilation but filtration. Please review this and all other similar instances.
5. See example 3-D9-016 in the table - contradiction, please confirm for this and all other similar instances.

6. See example G-F1-037 in the table – only extract and filtration, please confirm for this and all other similar instances.
7. See example 1-H2-013 in the table – confirm temperature and cooling requirements for this and all other similar instances.
8. See example 1-L1-015 in the table – "via bedroom and en-suite" confirm extract rates for bedroom and en-suite.
9. All Dirty Utility rooms – please confirm dirty utility heating type and control.
10. Changing Cubicles – will be supplied with 18 deg C fresh air with no option to increase temperature. Please confirm.
11. Dictation Rooms - will be supplied with 18 deg C fresh air with no option to increase temperature. Please confirm.
12. 1-P1-067 (see table) – please confirm proposal.
13. 1-P1-090 and 1-P1-005 – should this not be other way round? Please confirm.

Whilst the Board has noted general and specific comments above, the Board reminds Project Co that unless the Board has already accepted a derogation, it is Project Co's obligation to comply with the BCR's / SHTMS etc, and the Board not commenting, does not remove that obligation on Project Co.

Regards
Kamil

From: B DocControl
Sent: 20/09/2016 1:08:11 PM BST (GMT +01:00)
To: Kelly Gordon, Kamil Kolodziejczyk, NHSL RHSC + DCN
Cc: Didier Blanchet, Richard Hair, Clive Hall, Wallace Weir, Liane Edwards-Scott, Alison Gordon, Ken Hall, Douglas McFall, Darren Pike, John Wales
Mail Number: MPX-TRANSMIT-006178
Subject: Fwd: G1547 RDD Review Environmental Matrix

Please find attached RDD documents issued electronically for information. Documents have now been put into a workflow and a hard copy will be issued for your review.

Should you have any queries please do not hesitate to contact me.

Kind Regards,

Kara
BM Edinburgh Document Control

Multiplex Construction Europe Ltd
RHSC & DCN Site Office
Little France Crescent
EDINBURGH
EH16 4TJ

T:[redacted]

From: L Johnston

Sent: 19/09/2016 3:58:48 PM BST (GMT +01:00)

To: Didier Blanchet, Richard Hair, Clive Hall, HLM Document Control, Jo Dorling, Mark Harrison, Lorraine Robertson HLM Architects, Ross Barrett HLM Architects, Eilidh Jane Simpson, Chris Youd, RHSC Document Control, James Ferry, Kieran Furley, Stacey Green, Neil Lancaster, Gavin Marsh, Gerry McDonnell, Jamie McLeish, Alison Mulrine, Gearoid Murray, Declan O'Donovan, Mark Quinn, Sinead Rogan, Brendan Rooney, Bob Violet, Jack Whittam, BMEdinburgh DocControl, Liane Edwards-Scott, Colin Grindlay, Ken Hall, Andy Kerr, Nicholas Leach, Jonathon Mays, Andrew McColl, Keith McIntee, RBG Document Control, Barry McCormack, Ryan Stokes, Lyndsey Johnston, TUV-SUD WHITTLE

Mail Number: WWHIT-TRANSMIT-000794

Subject: G1547 RDD Review Environmental Matrix

Please find attached our updated Environmental Matrix.

Regards
Lyndsey Johnston
Document Controller

TUV SUD Limited
The Venlaw Building
349 Bath Street
Glasgow
G2 4AA
United Kingdom

[redacted]

[redacted]
www.tuv-sud.co.uk/wallacewhittle

A47117341

From: Mr Brian Rutherford - Wallace Whittle [redacted] on behalf of Mr Brian Rutherford - Wallace Whittle
Sent: 31 January 2017 15:10
To: Mr Stewart McKechnie - Wallace Whittle; Mr Darren Pike - Multiplex Construction Europe; Mr Ken Hall - Multiplex Construction Europe; Mr Colin Grindlay - Multiplex Construction Europe; Mr Kamil Kolodziejczyk - Mott MacDonald Ltd (Head Office UK); Mr Brian Currie - NHS Lothian; Colin MacRae - Mott MacDonald Ltd (Head Office UK); Mr David Martin - R.A.M. Asset Management Limited; Mr Richard Hair - Bouygues E&S FM; Mr Ronnie Henderson - NHS Lothian; Dorothy Hanley - NHS Lothian
Subject: Bedroom Ventilation Key Considerations

Dear All,

Further to last weeks ventilation workshop meeting, please find enclosed a copy of our Bedroom Ventilation Key Considerations document.

Items covered as discussed and agreed.

Regards,

Brian

RHSC & DCN, Little France, Edinburgh

Bedroom Ventilation – Key Considerations

Wallace Whittle

1.0 Introduction

Following the recent Bedroom Ventilation Workshop held on site 23/01/17 we now detail Key Considerations on the items reviewed.

Single Bedroom En-Suite Ventilation

The en-suite extract within the single bedrooms is being provided at 17ac/hr, this will change the room air every 3.5 minutes thus keeping the environment fresh for the patient, staff and visitors. Whilst the shower is in operation, the room moisture content will be low due to the air change rate.
As discussed at the meeting and for comparison purposes we have reviewed CIBSE Guide B paragraph 2.3.14.2 for hotel ventilation design, this asks for 10 to15 ac/hr in the bathroom and also states some hotels choose even higher rates to minimise condensation in bathrooms and improve air quality generally.
The en-suite has been provided with twin doors with an opening size of 1810 x 2110mm. Based on the air volume of 0.054m3/s, with the doors open, the velocity entering the room would be 0.014m/s and with one door open this would be 0.028m/s.
CIBSE environmental criteria states that comfort criteria is achieved where the air velocity is maintained at 0.25m/s.

Noise

The en-suite branch ducts have been sized to minimise air noise at circa 2.5m/s and the grilles sized to provide a compliant NR value of 40, which is in line with SHTM 08-01 Acoustics.

Heat Recovery

Heat recovery is provided within all air handling units, via a thermal wheel arrangement. SHTM 03-01 paragraph 4.145 asks for 65% energy transfer efficiency. The minimum provision for the proposed air handling units on the job is 70%.

4 Bed Room Ventilation

As agreed at the workshop we have undertaken a review of the 4 bed rooms current ventilation design with the view to getting the rooms into a balance. We have looked at a compromise solution by increasing the en-suite and WC ventilation rates from 10ac/hr to 17ac/hr and decreasing the room supply air from 4ac/hr to circa 3ac/hr, which would give a room balance and still maintain supply air to provide the minimum parameters in SHTM 03-01 of 10l/s per person.
In order to achieve this we would need to undertake ductwork alterations which in some instances are quite extensive inclusive of the additional grillage on the dirty extract system as well as increasing the room grille sizes to accommodate the larger air volumes.
There is little opportunity to utilise the general extract system due to ductwork location as it does not tend to run the full length of the systems and main branch sizes, accordingly are relatively small at the duct terminations.

From: Mr Brian Rutherford - Wallace Whittle [redacted] on behalf of Mr Brian Rutherford - Wallace Whittle
Sent: 09 February 2017 11:02
To: Mr Stewart McKechnie - Wallace Whittle; Mr Darren Pike - Multiplex Construction Europe; Mr Ken Hall - Multiplex Construction Europe; Mr Colin Grindlay - Multiplex Construction Europe; Mr Kamil Kolodziejczyk - Mott MacDonald Ltd (Head Office UK); Mr Brian Currie - NHS Lothian; Colin MacRae - Mott MacDonald Ltd (Head Office UK); Mr Wallace Weir - HCP Social Infractructure (UK) Limited; Mr David Martin - R.A.M. Asset Management Limited; Mr Richard Hair - Bouygues E&S FM; Mr Ronnie Henderson - NHS Lothian; Dorothy Hanley - NHS Lothian
Subject: Multi Bed Room Ductwork Amendment Proposals

All,

Further to our Ventilation workshop on Monday, please find enclosed a copy of our Multi Bed Rooms - Ventilation Amendment Proposal to Achieve Room Balance, Proposed Solution To Rooms Identified As Being Of Concern.

As agreed we have also enclosed a set of A3 general arrangement layout drawings to be used as key plans, over marked to show specific room locations.

Regards,

Brian

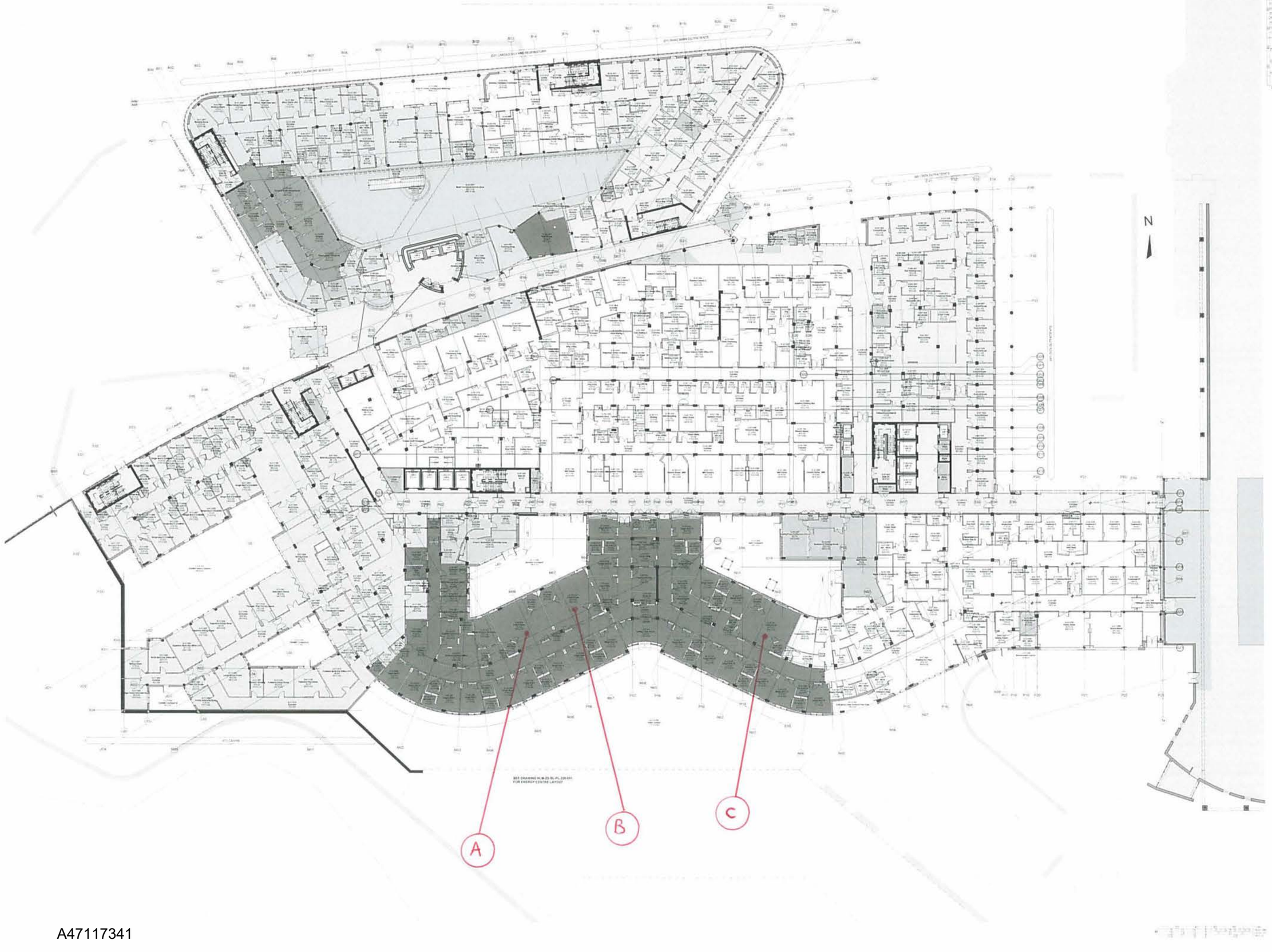

Re-provision of RHSC and DCN at Little France

NHS Lothian

GENERAL ARRANGEMENT GROUND FLOOR LAYOUT

HLM-SZ-00-PL-220-001 F

1:200 24/03/2014

FOR CONSTRUCTION

IHS LOTHIAN

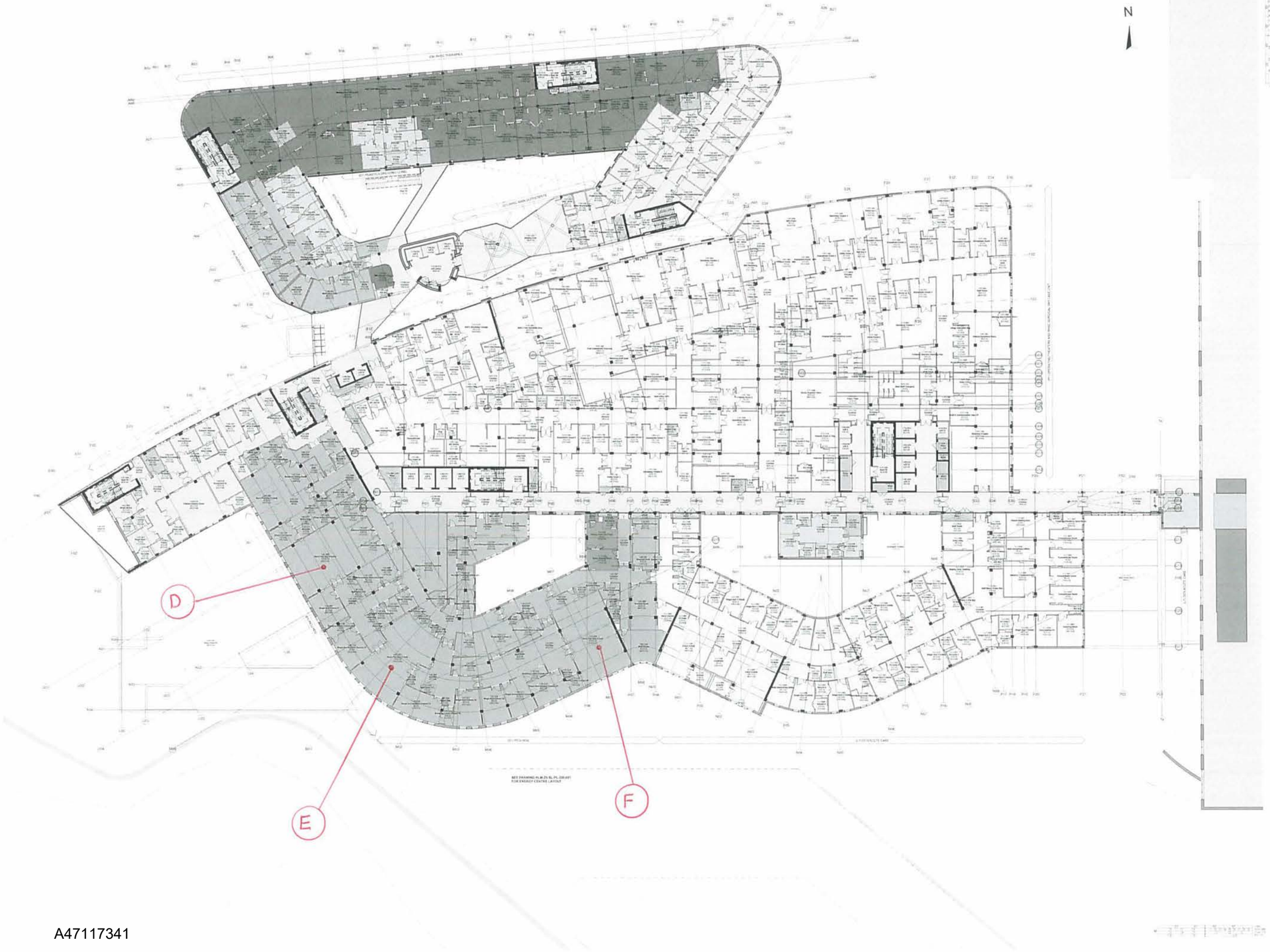

Re-provision of RHSC and DCN at Little France

NHS Lothian

GENERAL ARRANGEMENT FIRST FLOOR LAYOUT

HLM-SZ-01-PL-220-001 D

1:200 24/03/2014

FOR CONSTRUCTION

IHS LOTHIAN

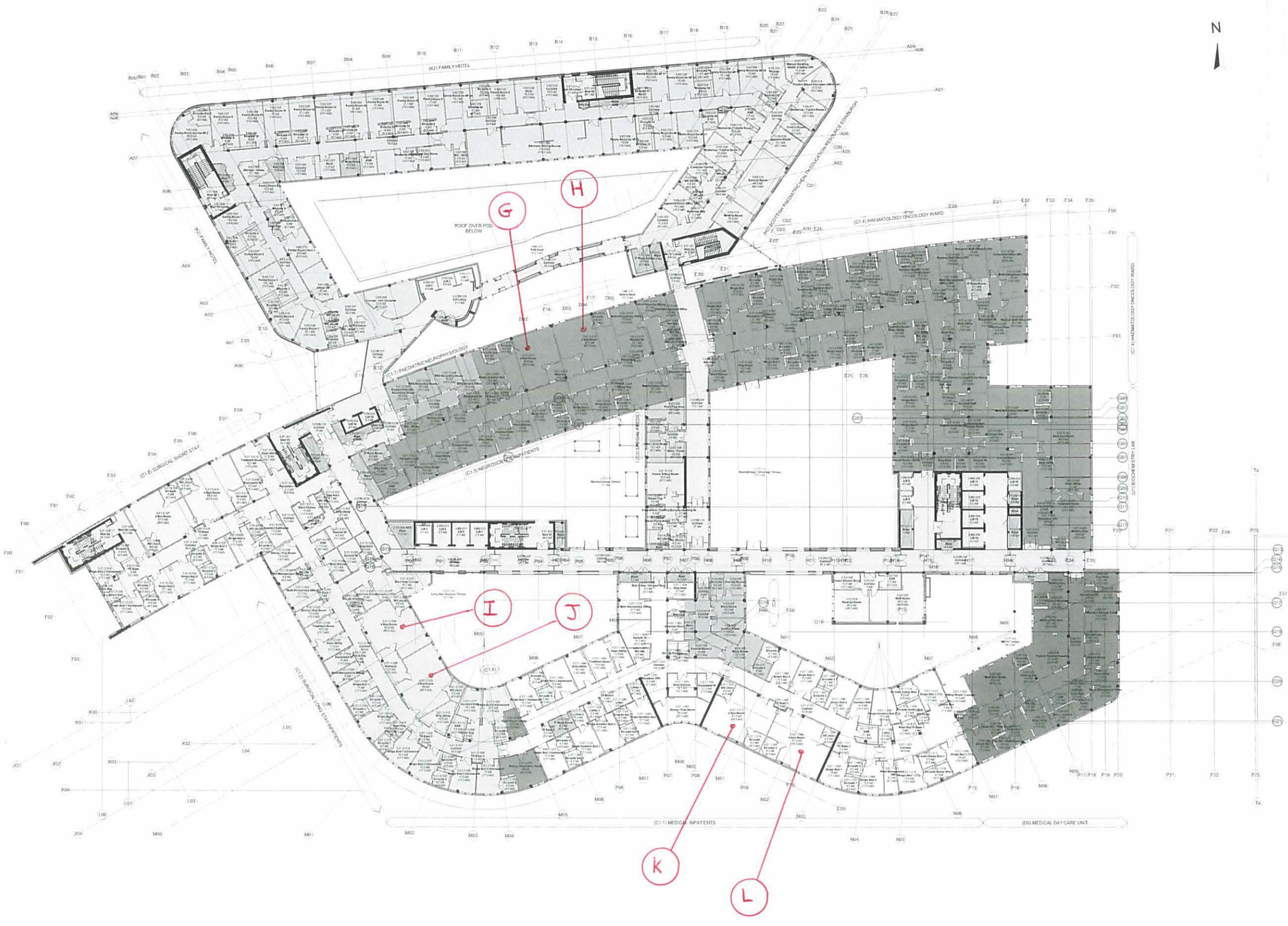

Notes

Check all dimensions on site. Do not scale from this drawing. Report any discrepancies and omissions to drawing originator. This Drawing is Copyright ©

Designer Identification of Hazard Risk

- Indicates a Residual Risk requiring a Compulsory Action
- Indicates a Residual Risk for Information
- Indicates a Residual Risk requiring a Protective Action
- Indicates a Residual Risk as a Warning

No	Description	Date	Drn	Chk
3	Updated to reflect NHS & BTCB comments	31/10/13	ELM	HLM
2	PRELIMINARY ISSUE FOR COMMENT	29/07/13	JD	HLM
1	EXTERNAL WINDOWS & PATIENT WALL SCHEME ADJUSTED TO REFLECT DEPARTMENT COMMENTS TO (C) & (C) R	19/07/13	HLM	HLM
B	Amended to reflect change requests 1/01/02 and 1/01/08 to 1 family room and C.1 & D unaltered	14/05/13	MC	HLM
A	ISSUED FOR CONSTRUCTION - Updated to reflect ongoing coordination	01/04/13	MC	HLM
09	Updated to reflect ongoing coordination. Columns updated	30/01/13	MC	HLM
07	Link to Core 2 updated. Room Names/Numbers Altered	07/11/12	JD	HLM
06	UPDATED TO REFLECT ONGOING COORDINATION	19/09/12	SCW	HLM
05	Updated to Reflect NHSL Comments and Ongoing Coordination	22/08/12	MB	HLM
04	Issued for T1 Cost Check	17/08/12	MB	LR
03	ISSUED FOR PLANNING APPLICATION	01/06/12	MB	HLM
02	ISSUED AS DRAFT FOR DESIGN	30/04/12	MB	HLM
01	PRELIMINARY ISSUED FOR COMMENT	27/04/12	JCD	HLM
Rev	Description	Date	Drn	Chk

Revisions

Project

Re-provision of RHSC and DCN at Little France

Client

NHS Lothian

Title

GENERAL ARRANGEMENT THIRD FLOOR LAYOUT

Drawing No	Revision
HLM-SZ-03-PL-220-001	E

Scale @ A0	Date
1:200	24/03/2014

Status

FOR CONSTRUCTION

IHS LOTHIAN INTEGRATED HEALTH SOLUTIONS

A47117341

Multi Bed Rooms – Ventilation Amendment Proposal to Achieve Room Balance

Wallace Whittle

Proposed Solution To Rooms Identified As Being Of Concern

Room Reference Location	Ventilation Layout Drawing Number	Room Number	Room Name	Proposed Solution
A	WW-Z4-00-PL-524-001I	G-A2-054	4 Bed Room	Reduce supply ventilation down to 2.7ac/hr, increase dirty extract for en-suite and WC from 10ac/hr to 17ac/hr, branch ductwork and grilles to be increased in size. This will achieve a balanced room pressure. Branch ducts have long runs across the width of the floor plate to get back to the main duct.
B	WW-Z4-00-PL-524-001I	G-A2-046	4 Bed Room	Reduce supply ventilation down to 2.7ac/hr, increase dirty extract for en-suite and WC from 10ac/hr to 17ac/hr, branch ductwork and grilles to be increased in size. This will achieve a balanced room pressure. Branch ducts have long runs across the width of the floor plate to get back to the main duct.
C	WW-Z4-00-PL-524-002G	G-A2-028	4 Bed Room	Reduce supply ventilation down to 2.7ac/hr, increase dirty extract for en-suite and WC from 10ac/hr to 17ac/hr, branch ductwork and grilles to be increased in size. This will achieve a balanced room pressure. Branch ducts have long runs back to the main duct within the corridor.
D	WW-Z4-01-PL-524-001H	1-B1-063	Open Plan Bay (4 beds)	Reduce supply ventilation down to 3ac/hr, introduce a general extract ductwork branch and grille and connect into the duct main branch. This will achieve a balanced room pressure. The branch duct will require to be increased in size and has a long run back to the main.
E	WW-Z4-01-PL-524-001H	1-B1-031	Open Plan Bay (4 beds)	Reduce supply ventilation down to 3ac/hr, introduce a general extract ductwork branch and grille and connect into the duct branch. This will achieve a balanced room pressure. The branch duct will require to be increased in size and has a long run back to the main.

Multi Bed Rooms – Ventilation Amendment Proposal to Achieve Room Balance

Wallace Whittle

Proposed Solution To Rooms Identified As Being Of Concern

F	WW-Z4-01-PL-524-001H	1-B1-009	Open Plan Bay (4 beds)	Reduce supply ventilation down to 3ac/hr, increase the main branch size and introduce a general extract duct branch and grille within the room. This will achieve a balanced room pressure. The branch duct will require to be increased in size and has a long run back to the main.
G	WW-Z3-03-PL-524-001F	3-C1.3-011	4 Bed Room	Reduce supply ventilation down to 3ac/hr, increase dirty extract for en-suite from 10ac/hr to 17ac/hr, branch ductwork and grille to be increased in size. Wet room to increase to 17ac/hr with new ductwork and grille being introduced and connect into the duct main. This will achieve a negative room pressure. En-suite ductwork has a long run to get back to the main, additional wet room branch is local.
H	WW-Z3-03-PL-524-001F	3-C1.3-013	4 Bed Room	Reduce supply ventilation down to 3ac/hr, increase dirty extract for en-suite from 10ac/hr to 17ac/hr, branch ductwork and grille to be increased in size. Wet room to increase to 17ac/hr with new ductwork branch and grille being introduced and connect into the duct main. This will achieve a negative room pressure. En-suite ductwork has a long run to get back to the main, additional wet room branch is local.
I	WW-Z4-03-PL-524-001F	3-C1.2-026	4 Bed Room	Reduce supply ventilation down to 3ac/hr, increase dirty extract for en-suite from 10ac/hr to 17ac/hr, branch ductwork and grille to be increased in size. Wet room to increase to 17ac/hr with new ductwork branch and grille being introduced and connect into the duct main. This will achieve a balanced room pressure. En-suite ductwork has a long run to get back to the main, additional wet room branch is local. The main ductwork will also require to be increased in size.

Multi Bed Rooms – Ventilation Amendment Proposal to Achieve Room Balance

Wallace Whittle

Proposed Solution To Rooms Identified As Being Of Concern

J	WW-Z4-03-PL-524-001F	3-C1.2-023	4 Bed Room	Reduce supply ventilation down to 3ac/hr, increase dirty extract for en-suite from 10ac/hr to 17ac/hr, branch ductwork and grille to be increased in size. Wet room to increase to 17ac/hr with new ductwork branch and grille being introduced and connect into the duct main. This will achieve a balanced room pressure. En-suite ductwork has a long run to get back to the main, additional wet room branch is local. The main ductwork will also require to be increased in size.
K	WW-Z4-03-PL-524-002F	3-C1.1-018	4 Bed Room	Reduce supply ventilation down to 2.7ac/hr, increase dirty extract for en-suite and WC from 10ac/hr to 17ac/hr, branch ductwork and grilles to be increased in size. This will achieve a balanced room pressure. The branch ducts will require to be increased in size and have a long run back to the main. The main ductwork will also require to be increased in size.
L	WW-Z4-03-PL-524-002F	3-C1.1-046	4 Bed Room	Reduce supply ventilation down to 2.7ac/hr, increase dirty extract for en-suite and WC from 10ac/hr to 17ac/hr, branch ductwork and grilles to be increased in size. This will achieve a balanced room pressure. The branch duct will require to be increased in size and have a long run back to the main. The main ductwork will also require to be increased in size.

From: Mr Brian Rutherford - Wallace Whittle [redacted] on behalf of Mr Brian Rutherford - Wallace Whittle
Sent: 23 February 2017 12:05
To: Mr Stewart McKechnie - Wallace Whittle; Mr Darren Pike - Multiplex Construction Europe; Mr Ken Hall - Multiplex Construction Europe; Mr Colin Grindlay - Multiplex Construction Europe; Mr Kamil Kolodziejczyk - Mott MacDonald Ltd (Head Office UK); Mr Brian Currie - NHS Lothian; Colin MacRae - Mott MacDonald Ltd (Head Office UK); Mr Wallace Weir - HCP Social Infractructure (UK) Limited; Mr David Martin - R.A.M. Asset Management Limited; Mr Richard Hair - Bouygues E&S FM; Mr Ronnie Henderson - NHS Lothian; Dorothy Hanley - NHS Lothian
Subject: Re: Multi Bed Room Ductwork Amendment Proposals

All,

As discussed and agreed at last Fridays Ventilation Workshop, see enclosed a copy of our General Ward - Ventilation Proposal to Achieve Room Balance with columns incorporated to identify the severity of the ventilation works and whether the ductwork has already been fabricated.

Regards,
Brian

From: B Rutherford
Sent: 09/02/2017 11:02:07 AM GMT (GMT +00:00)
To: Richard Hair, Wallace Weir, Kamil Kolodziejczyk, Colin MacRae, Colin Grindlay, Ken Hall, Darren Pike, Brian Currie, Dorothy Hanley, Ronnie Henderson, David Martin, Stewart McKechnie
Mail Number: WWHIT-GC-002421
Subject: Multi Bed Room Ductwork Amendment Proposals

All,

Further to our Ventilation workshop on Monday, please find enclosed a copy of our Multi Bed Rooms - Ventilation Amendment Proposal to Achieve Room Balance, Proposed Solution To Rooms Identified As Being Of Concern.

As agreed we have also enclosed a set of A3 general arrangement layout drawings to be used as key plans, over marked to show specific room locations.

Regards,

Brian

Wallace Whittle

General Ward – Ventilation Amendment Proposal to Achieve Room Balance

Proposed Solution To Rooms Identified As Being Of Concern

Room Reference Location	Ventilation Layout Drawing Number	Room Number	Room Description	Proposed Solution	Severity of Works			Ductwork Fabricated
					Local	Medium	Major	Yes/No
A	WW-Z4-00-PL-524-001I	G-A2-054	Multi Bed (4)	Reduce supply ventilation down to 2.7ac/hr, increase dirty extract for en-suite and WC from 10ac/hr to 17ac/hr, branch ductwork and grilles to be increased in size. This will achieve a balanced room pressure. Branch ducts have long runs across the width of the floor plate to get back to the main duct.		✓		Yes
B	WW-Z4-00-PL-524-001I	G-A2-046	Multi Bed (4)	Reduce supply ventilation down to 2.7ac/hr, increase dirty extract for en-suite and WC from 10ac/hr to 17ac/hr, branch ductwork and grilles to be increased in size. This will achieve a balanced room pressure. Branch ducts have long runs across the width of the floor plate to get back to the main duct.		✓		Yes
C	WW-Z4-00-PL-524-002G	G-A2-028	Multi Bed (4)	Reduce supply ventilation down to 2.7ac/hr, increase dirty extract for en-suite and WC from 10ac/hr to 17ac/hr, branch ductwork and grilles to be increased in size. This will achieve a balanced room pressure. Branch ducts have long runs back to the main duct within the corridor.		✓		Yes
D	WW-Z4-01-PL-524-001H	1-B1-063	Multi Bed (4)	Reduce supply ventilation down to 3ac/hr, introduce a general extract ductwork branch and grille and connect into the duct main branch. This will achieve a balanced room pressure. The branch duct will require to be increased in size and has a long run back to the main.		✓		Yes
E	WW-Z4-01-PL-524-001H	1-B1-031	Multi Bed (4)	Reduce supply ventilation down to 3ac/hr, introduce a general extract ductwork branch and grille and connect into the duct branch. This will achieve a balanced room pressure. The branch duct will require to be increased in size and has a long run back to the main.		✓		Yes
F	WW-Z4-01-PL-524-001H	1-B1-009	Multi Bed (4)	Reduce supply ventilation down to 3ac/hr, increase the main branch size and introduce a general extract duct branch and grille within the room. This will achieve a balanced room pressure. The branch duct will require to be increased in size and has a long run back to the main.		✓		Yes
G	WW-Z3-03-PL-524-001F	3-C1.3-011	Multi Bed (4)	Reduce supply ventilation down to 3ac/hr, increase dirty extract for en-suite from 10ac/hr to 17ac/hr, branch ductwork and grille to be increased in size. Wet room to increase to 17ac/hr with new ductwork and grille being introduced and connect into the duct main. This will achieve a negative room pressure. En-suite ductwork has a long run to get back to the main, additional wet room branch is local.	✓			Yes
H	WW-Z3-03-PL-524-001F	3-C1.3-013	Multi Bed (4)	Reduce supply ventilation down to 3ac/hr, increase dirty extract for en-suite from 10ac/hr to 17ac/hr, branch ductwork and grille to be increased in size. Wet room to increase to 17ac/hr with new ductwork branch and grille being introduced and connect into the duct main. This will achieve a negative room pressure. En-suite ductwork has a long run to get back to the main, additional wet room branch is local.	✓			Yes

Issue	Date	By	Checked
1	08.02.17	BR	SMcK
2	14.02.17	BR	SMcK
3	22.02.17	BR	SMcK

Wallace Whittle

General Ward – Ventilation Amendment Proposal to Achieve Room Balance

Room Reference Location	Ventilation Layout Drawing Number	Room Number	Room Description	Proposed Solution	Severity of Works			Ductwork Fabricated
					Local	Medium	Major	Yes/No
I	WW-Z4-03-PL-524-001F	3-C1.2-026	Multi Bed (4)	Reduce supply ventilation down to 3ac/hr, increase dirty extract for en-suite from 10ac/hr to 17ac/hr, branch ductwork and grille to be increased in size. Wet room to increase to 17ac/hr with new ductwork branch and grille being introduced and connect into the duct main. This will achieve a balanced room pressure. En-suite ductwork has a long run to get back to the main, additional wet room branch is local. The main ductwork will also require to be increased in size.			✓	Yes
J	WW-Z4-03-PL-524-001F	3-C1.2-023	Multi Bed (4)	Reduce supply ventilation down to 3ac/hr, increase dirty extract for en-suite from 10ac/hr to 17ac/hr, branch ductwork and grille to be increased in size. Wet room to increase to 17ac/hr with new ductwork branch and grille being introduced and connect into the duct main. This will achieve a balanced room pressure. En-suite ductwork has a long run to get back to the main, additional wet room branch is local. The main ductwork will also require to be increased in size.			✓	Yes
K	WW-Z4-03-PL-524-002F	3-C1.1-018	Multi Bed (4)	Reduce supply ventilation down to 2.7ac/hr, increase dirty extract for en-suite and WC from 10ac/hr to 17ac/hr, branch ductwork and grilles to be increased in size. This will achieve a balanced room pressure. The branch ducts will require to be increased in size and have a long run back to the main. The main ductwork will also require to be increased in size.			✓	Yes
L	WW-Z4-03-PL-524-002F	3-C1.1-046	Multi Bed (4)	Reduce supply ventilation down to 2.7ac/hr, increase dirty extract for en-suite and WC from 10ac/hr to 17ac/hr, branch ductwork and grilles to be increased in size. This will achieve a balanced room pressure. The branch duct will require to be increased in size and have a long run back to the main. The main ductwork will also require to be increased in size.			✓	Yes
M	WW-Z4-01-PL-524-001H	1-B1-065	Multi Cot (3)	Reduce supply ventilation down to 3ac/hr, introduce a general extract ductwork branch and grille and connect into the duct main branch. This will achieve a balanced room pressure. The branch duct will require to be increased in size and has a long run back to the main.		✓		Yes
T	WW-Z4-03-PL-524-002F	3-D9-022	Multi Bed (3)	Reduce supply ventilation down to 3ac/hr, increase dirty extract for en-suite from 10ac/hr to 17ac/hr, branch ductwork and grille to be increased in size. Introduce a new general extract branch and grille into the room and connect into the duct main. This will achieve a balanced room pressure. En-suite ductwork is local to the main. The general extract main ductwork is at the end of the system and will have to be extended as well as being increased in size in order to accommodate the additional volume requirements.			✓	Yes

Wallace Whittle

General Ward – Ventilation Amendment Proposal to Achieve Room Balance

Addendum - Review of Rooms Identified as Non Critical

Room Reference Location	Ventilation Layout Drawing Number	Room Number	Room Name	Proposed Solution	Severity of Works			Ductwork Fabricated
					Local	Medium	Major	Yes/No
N	WW-Z4-01-PL-524-002F	1-L1-100	Multi Bed (4)	Reduce supply ventilation down to 3ac/hr, increase dirty extract for en-suite from 10ac/hr to 17ac/hr, branch ductwork and grille to be increased in size. Introduce a new general extract branch and grille into the room and connect into the duct main. This will achieve a balanced room pressure. En-suite ductwork has a long run across the width of the floor plate to get back to the main. The general extract main ductwork is local to the room, however the main will require to be increased in size in order to accommodate the additional volume requirements.			✓	Yes
O	WW-Z4-01-PL-524-002F	1-L1-097	Multi Bed (4)	Reduce supply ventilation down to 3ac/hr, increase dirty extract for en-suite from 10ac/hr to 17ac/hr, branch ductwork and grille to be increased in size. Introduce a new general extract branch and grille into the room and connect into the duct main. This will achieve a balanced room pressure. En-suite ductwork has a long run across the width of the floor plate to get back to the main. The general extract main ductwork is local to the room, however the main will require to be increased in size in order to accommodate the additional volume requirements.			✓	Yes
P	WW-Z3-03-PL-524-001F	3-C1.8-027	Multi Bed (4)	Reduce supply ventilation down to 2.7 ac/hr, increase dirty extract for en-suite and WC from 10ac/hr to 17ac/hr, branch ductwork and grilles to be increased in size. This will achieve a balanced room pressure. Branch ducts have long runs back to the main duct which is in the corridor. The main ductwork will also require to be increased in size.			✓	Yes
Q	WW-Z3-03-PL-524-001F	3-C1.8-016	Multi Bed (4)	Reduce supply ventilation down to 2.7 ac/hr, increase dirty extract for en-suite and WC from 10ac/hr to 17ac/hr, branch ductwork and grilles to be increased in size. This will achieve a balanced room pressure. Branch ducts have long runs back to the main duct which is in the corridor. The main ductwork will also require to be increased in size.			✓	Yes
R	WW-Z3-03-PL-524-002G	3-C1.4-084	Multi Bed (4)	Reduce supply ventilation down to 3ac/hr, increase dirty extract for en-suite from 10ac/hr to 17ac/hr, branch ductwork and grille to be increased in size. Introduce a new general extract branch and grille into the room and connect into the duct main. This will achieve a balanced room pressure. The general extract main ductwork is local to the room, however the main will require to be increased in size in order to accommodate the additional volume requirements. The dirty extract main will also need increased in size.			✓	Yes
S	WW-Z3-03-PL-524-002G	3-C1.4-061	Multi Bed (6)	Reduce supply ventilation down to 3ac/hr, increase dirty extract for en-suite from 10ac/hr to 17ac/hr, branch ductwork and grille to be increased in size. Introduce a new general extract branch and grille into the room and connect into the duct main. This will achieve a balanced room pressure. The general extract main ductwork is local to the room, however the main will require to be increased in size in order to accommodate the additional volume requirements. The dirty extract main will also need increased in size.			✓	Yes

From: Mr Ken Hall - Multiplex Construction Europe [redacted] on behalf of Mr Ken Hall - Multiplex Construction Europe
Sent: 27 February 2017 10:18
To: Mr Brian Rutherford - Wallace Whittle; Mr Stewart McKechnie - Wallace Whittle; Mr Darren Pike - Multiplex Construction Europe; Mr Colin Grindlay - Multiplex Construction Europe; Mr Kamil Kolodziejczyk - Mott MacDonald Ltd (Head Office UK); Mr Brian Currie - NHS Lothian; Ms Janice Mackenzie - NHS Lothian; Colin MacRae - Mott MacDonald Ltd (Head Office UK); Mr Wallace Weir - HCP Social Infractructure (UK) Limited; Mr David Martin - R.A.M. Asset Management Limited; Mr Richard Hair - Bouygues E&S FM; Hayley Prowse - HCP Social Infractructure (UK) Limited; Mr Ronnie Henderson - NHS Lothian; Dorothy Hanley - NHS Lothian
Subject: Meeting 24.02.17: Multi Bed Room Ductwork Amendment Proposals

Confirmation of the essential / non essential room discussion recorded at the meeting last Friday 24.02.17.

Regards

Ken

From: B Rutherford
Sent: 23/02/2017 12:04:49 PM GMT (GMT +00:00)
To: Richard Hair, Wallace Weir, Kamil Kolodziejczyk, Colin MacRae, Colin Grindlay, Ken Hall, Darren Pike, Brian Currie, Dorothy Hanley, Ronnie Henderson, David Martin, Stewart McKechnie
Mail Number: WWHIT-GC-002463
Subject: Re: Multi Bed Room Ductwork Amendment Proposals

All,

As discussed and agreed at last Fridays Ventilation Workshop, see enclosed a copy of our General Ward - Ventilation Proposal to Achieve Room Balance with columns incorporated to identify the severity of the ventilation works and whether the ductwork has already been fabricated.

Regards,
Brian

From: B Rutherford
Sent: 09/02/2017 11:02:07 AM GMT (GMT +00:00)
To: Richard Hair, Wallace Weir, Kamil Kolodziejczyk, Colin MacRae, Colin Grindlay, Ken Hall, Darren Pike, Brian Currie, Dorothy Hanley, Ronnie Henderson, David Martin, Stewart McKechnie
Mail Number: WWHIT-GC-002421
Subject: Multi Bed Room Ductwork Amendment Proposals

All,

Further to our Ventilation workshop on Monday, please find enclosed a copy of our Multi Bed Rooms - Ventilation Amendment Proposal to Achieve Room Balance, Proposed Solution To Rooms Identified As Being Of Concern.

As agreed we have also enclosed a set of A3 general arrangement layout drawings to be used as key plans, over marked to show specific room locations.

Regards,

Brian

MULTIPLEX

Record of Meeting Attendance			
Project Reference		**Rev**	

Location	RHSC & DCN Site Office		
Date of Meeting	24th February 2017	Time	09.30

Topic	Bedroom Ventilation Update Meeting

Attendance List

No:	Name	Job Title	Company	Signature
1	KEN HALL	M+E MGR	MULTIPLEX	[redacted]
2	JANICE MACKENZIE	CLINICAL [redacted]	NHSL	[redacted]
3	Dorothy Hanley	COMMISSIONING	NHSC	[redacted]
4	BRIAN CAREY	PROJECT DIRECTOR	NHSL	[redacted]
5	Hayley Rouse	Project Administrator	IHSL	[redacted]
6	Colin Grindlay	M+E MANAGER	MPX	[redacted]
7	Kamil Kolodziejczyk	TA	MM	[redacted]
8	Ronnie Henderson	COMMISSIONING MANAGER	NHSL	[redacted]
[redacted]				
[redacted]	BRIAN RUTHERFORD	SENIOR ENGINEER	TOM - WW	[redacted]
11				
12				
13				
14				
15				
16				

MARKED UP AT MEETING 24/02/17

Wallace Whittle

General Ward – Ventilation Amendment Proposal to Achieve Room Balance

Proposed Solution To Rooms Identified As Being Of Concern

Room Reference Location	Ventilation Layout Drawing Number	Room Number	Room Description	Proposed Solution	Severity of Works			Ductwork Fabricated
					Local	Medium	Major	Yes/No
A	WW-Z4-00-PL-524-001I	G-A2-054	Multi Bed (4)	Reduce supply ventilation down to 2.7ac/hr, increase dirty extract for en-suite and WC from 10ac/hr to 17ac/hr, branch ductwork and grilles to be increased in size. This will achieve a balanced room pressure. Branch ducts have long runs across the width of the floor plate to get back to the main duct.		✓		Yes
B	WW-Z4-00-PL-524-001I	G-A2-046	Multi Bed (4)	Reduce supply ventilation down to 2.7ac/hr, increase dirty extract for en-suite and WC from 10ac/hr to 17ac/hr, branch ductwork and grilles to be increased in size. This will achieve a balanced room pressure. Branch ducts have long runs across the width of the floor plate to get back to the main duct.		✓		Yes
C	WW-Z4-00-PL-524-002G	G-A2-028	Multi Bed (4)	Reduce supply ventilation down to 2.7ac/hr, increase dirty extract for en-suite and WC from 10ac/hr to 17ac/hr, branch ductwork and grilles to be increased in size. This will achieve a balanced room pressure. Branch ducts have long runs back to the main duct within the corridor.		✓		Yes
D	WW-Z4-01-PL-524-001H	1-B1-063	Multi Bed (4)	Reduce supply ventilation down to 3ac/hr, introduce a general extract ductwork branch and grille and connect into the duct main branch. This will achieve a balanced room pressure. The branch duct will require to be increased in size and has a long run back to the main.		✓		Yes
E	WW-Z4-01-PL-524-001H	1-B1-031	Multi Bed (4)	Reduce supply ventilation down to 3ac/hr, introduce a general extract ductwork branch and grille and connect into the duct branch. This will achieve a balanced room pressure. The branch duct will require to be increased in size and has a long run back to the main.		✓		Yes
F	WW-Z4-01-PL-524-001H	1-B1-009	Multi Bed (4)	Reduce supply ventilation down to 3ac/hr, increase the main branch size and introduce a general extract duct branch and grille within the room. This will achieve a balanced room pressure. The branch duct will require to be increased in size and has a long run back to the main.		✓		Yes
G	WW-Z3-03-PL-524-001F	3-C1.3-011	Multi Bed (4)	Reduce supply ventilation down to 3ac/hr, increase dirty extract for en-suite from 10ac/hr to 17ac/hr, branch ductwork and grille to be increased in size. Wet room to increase to 17ac/hr with new ductwork and grille being introduced and connect into the duct main. This will achieve a negative room pressure. En-suite ductwork has a long run to get back to the main, additional wet room branch is local.	✓			Yes
H	WW-Z3-03-PL-524-001F	3-C1.3-013	Multi Bed (4)	Reduce supply ventilation down to 3ac/hr, increase dirty extract for en-suite from 10ac/hr to 17ac/hr, branch ductwork and grille to be increased in size. Wet room to increase to 17ac/hr with new ductwork branch and grille being introduced and connect into the duct main. This will achieve a negative room pressure. En-suite ductwork has a long run to get back to the main, additional wet room branch is local.	✓			Yes

Issue	Date	By	Checked
1	08.02.17	BR	SMcK
2	14.02.17	BR	SMcK
3	22.02.17	BR	SMcK

Wallace Whittle

General Ward – Ventilation Amendment Proposal to Achieve Room Balance

Room Reference Location	Ventilation Layout Drawing Number	Room Number	Room Description	Proposed Solution	Severity of Works			Ductwork Fabricated
					Local	Medium	Major	Yes/No
I	WW-Z4-03-PL-524-001F	3-C1.2-026	Multi Bed (4)	Reduce supply ventilation down to 3ac/hr, increase dirty extract for en-suite from 10ac/hr to 17ac/hr, branch ductwork and grille to be increased in size. Wet room to increase to 17ac/hr with new ductwork branch and grille being introduced and connect into the duct main. This will achieve a balanced room pressure. En-suite ductwork has a long run to get back to the main, additional wet room branch is local. The main ductwork will also require to be increased in size.			✓	Yes
J	WW-Z4-03-PL-524-001F	3-C1.2-023	Multi Bed (4)	Reduce supply ventilation down to 3ac/hr, increase dirty extract for en-suite from 10ac/hr to 17ac/hr, branch ductwork and grille to be increased in size. Wet room to increase to 17ac/hr with new ductwork branch and grille being introduced and connect into the duct main. This will achieve a balanced room pressure. En-suite ductwork has a long run to get back to the main, additional wet room branch is local. The main ductwork will also require to be increased in size.			✓	Yes
K	WW-Z4-03-PL-524-002F	3-C1.1-018	Multi Bed (4)	Reduce supply ventilation down to 2.7ac/hr, increase dirty extract for en-suite and WC from 10ac/hr to 17ac/hr, branch ductwork and grilles to be increased in size. This will achieve a balanced room pressure. The branch ducts will require to be increased in size and have a long run back to the main. The main ductwork will also require to be increased in size.			✓	Yes
L	WW-Z4-03-PL-524-002F	3-C1.1-046	Multi Bed (4)	Reduce supply ventilation down to 2.7ac/hr, increase dirty extract for en-suite and WC from 10ac/hr to 17ac/hr, branch ductwork and grilles to be increased in size. This will achieve a balanced room pressure. The branch duct will require to be increased in size and have a long run back to the main. The main ductwork will also require to be increased in size.			✓	Yes
M	WW-Z4-01-PL-524-001H	1-B1-065	Multi Cot (3)	Reduce supply ventilation down to 3ac/hr, introduce a general extract ductwork branch and grille and connect into the duct main branch. This will achieve a balanced room pressure. The branch duct will require to be increased in size and has a long run back to the main.		✓		Yes
T	WW-Z4-03-PL-524-002F	3-D9-022	Multi Bed (3)	Reduce supply ventilation down to 3ac/hr, increase dirty extract for en-suite from 10ac/hr to 17ac/hr, branch ductwork and grille to be increased in size. Introduce a new general extract branch and grille into the room and connect into the duct main. This will achieve a balanced room pressure. En-suite ductwork is local to the main. The general extract main ductwork is at the end of the system and will have to be extended as well as being increased in size in order to accommodate the additional volume requirements.			✓	Yes

Issue	Date	By	Checked
1	08.02.17	BR	SMcK
2	14.02.17	BR	SMcK
3	22.02.17	BR	SMcK

Wallace Whittle

General Ward – Ventilation Amendment Proposal to Achieve Room Balance

Addendum - Review of Rooms Identified as Non Critical

Room Reference Location	Ventilation Layout Drawing Number	Room Number	Room Name	Proposed Solution	Severity of Works			Ductwork Fabricated
					Local	Medium	Major	Yes/No
N	WW-Z4-01-PL-524-002F	1-L1-100 NOT ESSENTIAL	Multi Bed (4)	Reduce supply ventilation down to 3ac/hr, increase dirty extract for en-suite from 10ac/hr to 17ac/hr, branch ductwork and grille to be increased in size. Introduce a new general extract branch and grille into the room and connect into the duct main. This will achieve a balanced room pressure. En-suite ductwork has a long run across the width of the floor plate to get back to the main. The general extract main ductwork is local to the room, however the main will require to be increased in size in order to accommodate the additional volume requirements.			✓	Yes
O	WW-Z4-01-PL-524-002F	1-L1-097 NOT ESSENTIAL	Multi Bed (4)	Reduce supply ventilation down to 3ac/hr, increase dirty extract for en-suite from 10ac/hr to 17ac/hr, branch ductwork and grille to be increased in size. Introduce a new general extract branch and grille into the room and connect into the duct main. This will achieve a balanced room pressure. En-suite ductwork has a long run across the width of the floor plate to get back to the main. The general extract main ductwork is local to the room, however the main will require to be increased in size in order to accommodate the additional volume requirements.			✓	Yes
P	WW-Z3-03-PL-524-001F	3-C1.8-027 NOT ESSENTIAL	Multi Bed (4)	Reduce supply ventilation down to 2.7 ac/hr, increase dirty extract for en-suite and WC from 10ac/hr to 17ac/hr, branch ductwork and grilles to be increased in size. This will achieve a balanced room pressure. Branch ducts have long runs back to the main duct which is in the corridor. The main ductwork will also require to be increased in size.			✓	Yes
Q	WW-Z3-03-PL-524-001F	3-C1.8-016 NOT ESSENTIAL	Multi Bed (4)	Reduce supply ventilation down to 2.7 ac/hr, increase dirty extract for en-suite and WC from 10ac/hr to 17ac/hr, branch ductwork and grilles to be increased in size. This will achieve a balanced room pressure. Branch ducts have long runs back to the main duct which is in the corridor. The main ductwork will also require to be increased in size.			✓	Yes
R	WW-Z3-03-PL-524-002G	3-C1.4-084 NOT ESSENTIAL	Multi Bed (4)	Reduce supply ventilation down to 3ac/hr, increase dirty extract for en-suite from 10ac/hr to 17ac/hr, branch ductwork and grille to be increased in size. Introduce a new general extract branch and grille into the room and connect into the duct main. This will achieve a balanced room pressure. The general extract main ductwork is local to the room, however the main will require to be increased in size in order to accommodate the additional volume requirements. The dirty extract main will also need increased in size.			✓	Yes
S	WW-Z3-03-PL-524-002G	3-C1.4-061 NOT ESSENTIAL	Multi Bed (6)	Reduce supply ventilation down to 3ac/hr, increase dirty extract for en-suite from 10ac/hr to 17ac/hr, branch ductwork and grille to be increased in size. Introduce a new general extract branch and grille into the room and connect into the duct main. This will achieve a balanced room pressure. The general extract main ductwork is local to the room, however the main will require to be increased in size in order to accommodate the additional volume requirements. The dirty extract main will also need increased in size.			✓	Yes

From: Mr Darren Pike - Multiplex Construction Europe [redacted] on behalf of Mr Darren Pike - Multiplex Construction Europe
Sent: 12 May 2017 16:37
To: Mr Wallace Weir - HCP Social Infractructure (UK) Limited
Cc: Mr Colin Grindlay - Multiplex Construction Europe; Mr Stuart Jackson - Multiplex Construction Europe; Mr Graham Coupe - Multiplex Construction Europe; Mr David Martin - R.A.M. Asset Management Limited
Subject: Ventilation - 4 bedded wards

Wallace

Please find attached the ventilation drawings updated and write up which accommodate the Boards request to have the 4 bedded ward at a negative or balanced pressure.

Our opinion is that this amendment to the environmental conditions and operation of these rooms constitutes a change, which we anticipate being in the medium value category.

Please will can you advise how IHSL wishes for us to proceed?

Regards

Darren

Wallace Whittle

General Ward – Ventilation Amendment Proposal to Achieve Room Balance

Proposed Solution to Rooms Identified as Being of Concern

Room Reference Location	Ventilation Layout Drawing Number	Room Number	Room Description	Proposed Solution	Severity of Works			Ductwork Fabricated
					Local	Medium	Major	Yes/No
A	WW-Z4-00-PL-524-001J	G-A2-054	Multi Bed (4) Room Occupancy 9 People	Reduce supply ventilation down to 2.7ac/hr, increase dirty extract for en-suite and WC from 10ac/hr to 17ac/hr, branch ductwork and grilles to be increased in size. This will achieve a balanced room pressure. Branch ducts have long runs across the width of the floor plate to get back to the main duct. Supply & Extract Duty 119l/s. (Equates to 12 people)		✓		Yes
B	WW-Z4-00-PL-524-001J	G-A2-046	Multi Bed (4) Room Occupancy 9 People	Reduce supply ventilation down to 2.7ac/hr, increase dirty extract for en-suite and WC from 10ac/hr to 17ac/hr, branch ductwork and grilles to be increased in size. This will achieve a balanced room pressure. Branch ducts have long runs across the width of the floor plate to get back to the main duct. Supply & Extract Duty 119l/s. (Equates to 12 people)		✓		Yes
C	WW-Z4-00-PL-524-002J	G-A2-028	Multi Bed (4) Room Occupancy 9 People	Reduce supply ventilation down to 2.7ac/hr, increase dirty extract for en-suite and WC from 10ac/hr to 17ac/hr, branch ductwork and grilles to be increased in size. This will achieve a balanced room pressure. Branch ducts have long runs back to the main duct within the corridor. Supply & Extract Duty 119l/s. (Equates to 12 people)		✓		Yes
D	WW-Z4-01-PL-524-001I	1-B1-063	Multi Bed (4) Room Occupancy 13 People	Reduce supply ventilation down to 3ac/hr, introduce a general extract ductwork branch and grille and connect into the duct main branch. This will achieve a balanced room pressure. The branch duct will require to be increased in size. Supply & Extract Duty 234l/s. (Equates to 23 people)		✓		Yes
E	WW-Z4-01-PL-524-001I	1-B1-031	Multi Bed (4) Room Occupancy 13 People	Reduce supply ventilation down to 3ac/hr, introduce a general extract ductwork branch and grille and connect into the duct branch. This will achieve a balanced room pressure. The branch duct will require to be increased in size. Supply & Extract Duty 249l/s. (Equates to 25 people)		✓		Yes
F	WW-Z4-01-PL-524-001I	1-B1-009	Multi Bed (4) Room Occupancy 13 People	Reduce supply ventilation down to 3ac/hr, increase the main branch size and introduce a general extract duct branch and grille within the room. This will achieve a balanced room pressure. The branch duct will require to be increased in size. Supply & Extract Duty 258l/s. (Equates to 25 people)		✓		Yes
G	WW-Z3-03-PL-524-001G	3-C1.3-011	Multi Bed (4) Room Occupancy 12 People	Reduce supply ventilation down to 3ac/hr, increase dirty extract for en-suite from 10ac/hr to 17ac/hr, branch ductwork and grille to be increased in size. Wet room to increase to 17ac/hr with new ductwork and grille being introduced and connect into the duct main. This will achieve a balanced room pressure. En-suite ductwork has a long run to get back to the main, additional wet room branch is local. Supply & Extract Duty 130l/s. (Equates to 13 people)	✓			Yes

Wallace Whittle

General Ward – Ventilation Amendment Proposal to Achieve Room Balance

Room Reference Location	Ventilation Layout Drawing Number	Room Number	Room Description	Proposed Solution	Severity of Works			Ductwork Fabricated
					Local	Medium	Major	Yes/No
H	WW-Z3-03-PL-524-001G	3-C1.3-013	Multi Bed (4) Room Occupancy 12 People	Reduce supply ventilation down to 3ac/hr, increase dirty extract for en-suite from 10ac/hr to 17ac/hr, branch ductwork and grille to be increased in size. Wet room to increase to 17ac/hr with new ductwork branch and grille being introduced and connect into the duct main. This will achieve a balanced room pressure. En-suite ductwork has a long run to get back to the main, additional wet room branch is local. Supply & Extract Duty 130l/s. (Equates to 13 people)	✓			Yes
I	WW-Z4-03-PL-524-001G	3-C1.2-026	Multi Bed (4) Room Occupancy 12 People	Reduce supply ventilation down to 3ac/hr, increase dirty extract for en-suite from 10ac/hr to 17ac/hr, branch ductwork and grille to be increased in size. Wet room to increase to 17ac/hr with new ductwork branch and grille being introduced and connect into the duct main. This will achieve a balanced room pressure. En-suite ductwork has a long run to get back to the main, additional wet room branch is local. Supply & Extract Duty 132l/s. (Equates to 13 people)		✓		Yes
J	WW-Z4-03-PL-524-001G	3-C1.2-023	Multi Bed (4) Room Occupancy 12 People	Reduce supply ventilation down to 3ac/hr, increase dirty extract for en-suite from 10ac/hr to 17ac/hr, branch ductwork and grille to be increased in size. Wet room to increase to 17ac/hr with new ductwork branch and grille being introduced and connect into the duct main. This will achieve a balanced room pressure. En-suite ductwork has a long run to get back to the main, additional wet room branch is local. Supply & Extract Duty 133l/s. (Equates to 13 people)		✓		Yes
K	WW-Z4-03-PL-524-002G	3-C1.1-018	Multi Bed (4) Room Occupancy 13 People	Reduce supply ventilation down to 2.7ac/hr, increase dirty extract for en-suite and WC from 10ac/hr to 17ac/hr, branch ductwork and grilles to be increased in size. This will achieve a balanced room pressure. The branch ducts will require to be increased in size and have a long run back to the main. Supply & Extract Duty 130l/s. (Equates to 13 people)		✓		Yes
L	WW-Z4-03-PL-524-002G	3-C1.1-046	Multi Bed (4) Room Occupancy 13 People	Reduce supply ventilation down to 2.7ac/hr, increase dirty extract for en-suite and WC from 10ac/hr to 17ac/hr, branch ductwork and grilles to be increased in size. This will achieve a balanced room pressure. The branch duct will require to be increased in size and have a long run back to the main. Supply & Extract Duty 132l/s. (Equates to 13 people)		✓		Yes
M	WW-Z4-01-PL-524-001I	1-B1-065	Multi Cot (3) Room Occupancy 9 People	Retain the supply ventilation, introduce a general extract ductwork branch and grille and connect into the duct main branch. This will achieve a balanced room pressure. The branch duct will require to be increased in size. Supply & Extract Duty 192l/s. (Equates to 19 people)		✓		Yes
T	WW-Z4-03-PL-524-002G	3-D9-022	Multi Bed (3) Room Occupancy 9 People	Reduce supply ventilation down to 3ac/hr, increase dirty extract for en-suite from 10ac/hr to 17ac/hr, branch ductwork and grille to be increased in size. Introduce a new general extract branch and grille into the room and connect into the duct main. This will achieve a balanced room pressure. En-suite ductwork is local to the main. Supply & Extract Duty 91l/s. (Equates to 9 people)		✓		Yes

Issue	Date	By	Checked
1	08.02.17	BR	SMcK
2	14.02.17	BR	SMcK
3	22.02.17	BR	SMcK
4	11.05.17	BR	SMcK

Wallace Whittle

General Ward – Ventilation Amendment Proposal to Achieve Room Balance

Notes :-

1) Room occupancy is taken from the Clinical Output Based Specifications.
2) En-sites, shower rooms and WC's maximum air change rate is 17ac/hr, where more extract is required to achieve a room balance then general extract has been provided.
3) Bedroom ventilation is based on a fresh air rate allowance of 10l/s per person in line with SHTM 03-01.
4) Room occupancy is based on Clinical Output Specification, Patients 100%, Staff 100% and Visitors 75% to reflect the transient nature of the occupants.

Issue	Date	By	Checked
1	08.02.17	BR	SMcK
2	14.02.17	BR	SMcK
3	22.02.17	BR	SMcK
4	11.05.17	BR	SMcK

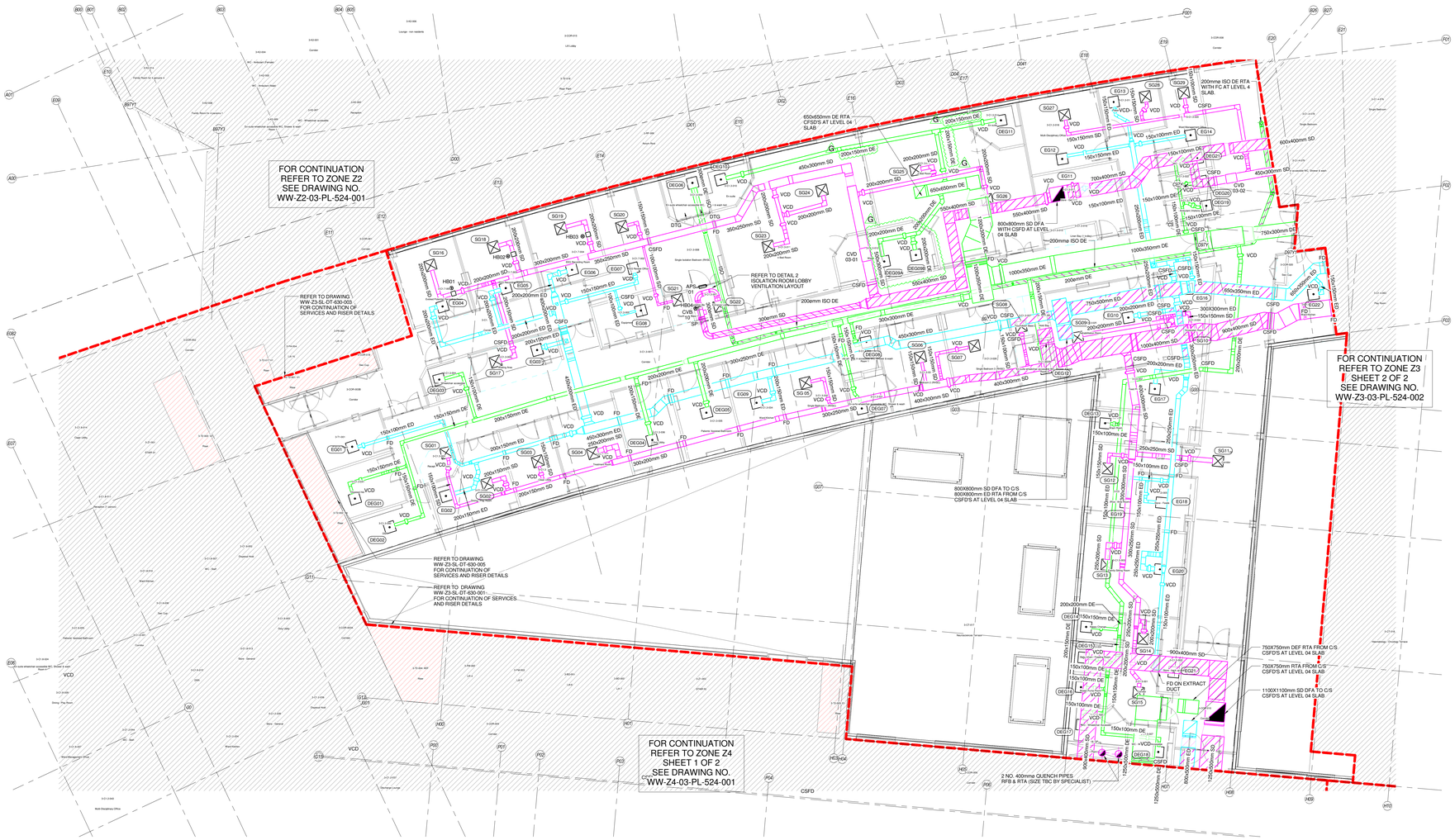

N

Notes

Check all dimensions on site. Do not scale from this drawing.
Report any discrepancies and omissions to drawing originator.
This Drawing is Copyright. ©

Designer Identification of Hazard Risk

- Indicates a Residual Risk requiring a Compulsary Action
- Indicates a Residual Risk for Information
- Indicates a Residual Risk requiring a Prohibitive Action
- Indicates a Residual Risk as a Warning

LEGEND

SG	-	SUPPLY GRILLE
EG	-	EXTRACT GRILLE
DEG	-	DIRTY EXTRACT GRILLE
VCD	-	VOLUME CONTROL DAMPER
APS	-	AIR PRESSURE STABILISER
MD	-	MOTOR CONTROL DAMPER
CSFD	-	COMBINED SMOKE & FIRE DAMPER
FD	-	FIRE DAMPER
ED	-	EXTRACT DUCT
SD	-	SUPPLY DUCT
DE	-	DIRTY EXTRACT
ISO DE	-	DIRTY ISOLATION EXTRACT
DEF	-	DIRTY EXTRACT FAN
KED	-	KITCHEN EXTRACT DUCT
FAI	-	FRESH AIR INTAKE
EX	-	EXHAUST
AHU	-	AIR HANDLING UNIT
DFA	-	DROP FROM ABOVE
DTB	-	DROP TO BELOW
DTL/L	-	DROP TO LOW LEVEL
RTH/L	-	RISE TO HIGH LEVEL
RFB	-	RISE FROM BELOW
RTA	-	RISE TO ABOVE
OS	-	OFFSET (UP OR DOWN)
	-	ATTENUATOR
CTA	-	CROSS TALK ATTENUATOR
HB	-	HEATING BATTERY
CVD	-	CONSTANT VOLUME DAMPER
CVB	-	CONSTANT VOLUME BOX
DTG	-	DOOR TRANSFER GRILLE
	-	FIRE RATED DUCTWORK
FC	-	INTUMESCENT FIRE COLLAR
DTG	-	DOOR TRANSFER GRILLE
SP	-	SPECTACLE PLATE

NOTES

1. GENERAL DUCTWORK INSTALLATION TO COMPLY WITH DW144.
2. KITCHEN DUCTWORK INSTALLATION TO COMPLY WITH DW172.
3. COMBINED SMOKE & FIRE DAMPERS TO BE LOCATED AS SHOWN. ALL DUCTWORK PENETRATIONS PASSING THROUGH FLOOR LEVEL STRUCTURAL SLABS SHALL ALSO BE PROVIDED WITH A COMBINED SMOKE & FIRE DAMPER.
4. ALL NEW GRILLES TO BE INSTALLED COMPLETE WITH PLENUM BOX WITH SIDE ENTRY SPIGOT.
5. ALL GRILLES TO BE POLYESTER POWDER COATED TO BS OR RAL COLOUR APPROVED BY ARCHITECT.
6. ALL DIMENSIONS SHOWN ARE IN MILLIMETRES.
7. ALL WORKS & COMMISSIONING TO BE CARRIED OUT IN ACCORDANCE WITH THE SPECIFICATION.
8. PROPOSED VENTILATION WORKS HAVE BEEN DESIGNED AND WILL BE INSTALLED, TAKING COGNISANCE OF THE EFFICIENCY REQUIREMENTS OF SECTION 6 OF THE TECHNICAL STANDARDS.
9. ALL FINAL CONNECTIONS TO GRILLES TO BE FLEXIBLE CONNECTION.
10. ALL DUCT MOUNTED FANS MUST BE INSTALLED WITH ANTI VIBRATION MOUNTS.
11. FLEXIBLE DUCTING SHALL NOT EXCEED 1 METRE IN LENGTH IN ACCORDANCE SHTM 03-01.
12. ISOLATION ROOM DIRTY EXTRACT DUCTWORK TO BE FIRE RATED.
13. SUPPLY DUCTWORK SERVING ISOLATION ROOMS TO BE FIRE RATED TO ENSURE CONTINUOUS OPERATION DURING FIRE ALARM ACTIVATION.
14. SUPPLY DUCTWORK BRANCH SERVING EACH ISOLATION SUITE SHALL BE FITTED WITH A COMBINED SMOKE AND FIRE DAMPER AT ENTRY TO THE LOBBY TO BE UTILIZED FOR SHUTTING THE ROOM DOWN FOR CLEANING AND MAINTENANCE.
15. FUME CUPBOARD EXTRACT DUCTWORK AND COMPONENTS SHALL BE MANUFACTURED FROM UNPLASTICISED POLYVINYL CHLORIDE (uPVC) COMPLYING WITH HVCA DOCUMENT DW154.
16. ALL FUME CUPBOARDS TO BE SUPPLIED BY OTHERS.
17. ALL PENETRATIONS TO BE SUITABLY FIRE STOPPED VIA INTUMESCENT COLLARS AS REQUIRED, THROUGH BOTH WALLS & SLABS ETC. IN LINE WITH THE ARCHITECTS CURRENT FIRE STRATEGY.
18. FUME CUPBOARD DISCHARGE TO ATMOSPHERE SHALL BE 3000mm ABOVE ROOF LEVEL IN ACCORDANCE WITH BS EN 14175.
19. THE DUCTWORK INSTALLATION HAS BEEN DESIGNED AND WILL BE INSTALLED IN ACCORDANCE WITH SHTM 03-01 'VENTILATION IN HEALTHCARE PREMISES', PART A: DESIGN AND VALIDATION.

G	09/05 2017	MULTI BED WARDS 3-C1-3-011 & 3-C1-3-013 VENTILATION SYSTEMS HAVE BEEN AMMENDED TO ACHIEVE A BALANCED ROOM PRESSURE	DM SJ	BR JS
F	05/12 2016	DRAWING UPDATED TO REFLECT CURRENT FIRE STRATEGY. TYPICAL DETAIL 2 UPDATED. VENTILATION TO ISOLATION SUITES UPDATED.	DM SJ	JS/ BR
E	29/07 2016	VENTILATION DUCTWORK REVISED WITH ALTERNATIVE ISOLATION ROOM VENTILATION SCHEME. MERCURY COMMENTS INCORPORATED.	AW/ SJ	LM/ BR
D	23/06 2016	VENTILATION DUCTWORK REVISED WITH ALTERNATIVE ISOLATION ROOM VENTILATION SCHEME.	DM/ AW	JS/ BR
C	05/02 2016	ISSUED AT REVSION C	DM/ AW	JS/ BR
B	18/01 2016	ISSUED FOR BUILDING WARRANT	DM/ SJ	JS/ BR
A	07/10 2015	ISSUED AT REVISION A	DM/ SJ	JS/ BR

Revisions

Project

Re-provision of RHSC and DCN at Little France

Client

NHS Lothian

Title

ZONE Z3 - LEVEL 03
VENTILATION DISTRIBUTION
SHEET 1 OF 2

Drawing No. — Revision

Project	Zone	Level	Type	Content	Sequence	
WW-	Z3-	03-	PL-	524-	001	G

Scale @ A0: As indicated

Date: JAN. 2015

Status: CONSTRUCTION

IHS LOTHIAN INTEGRATED HEALTH SOLUTIONS

RDD COMMENTS

ITEM	COMMENT	RESPONSE
1.	NO COMMENTS	STATUS A

* COMMENTS BASED ON WW-Z3-03-PL-524-001 Rev E - STATUS A.

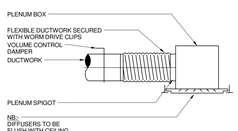

TYPICAL DETAIL 1
FLEXIBLE CONNECTION TO GRILLE PLENUM BOX
NTS

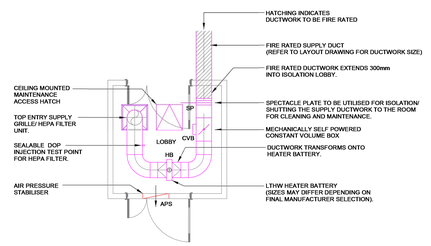

TYPICAL DETAIL 2
ISOLATION ROOM POSITIVE PRESSURE BED ACCESS LOBBY VENTILATION LAYOUT
NTS

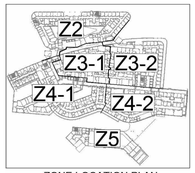

ZONE LOCATION PLAN
N.T.S.

M	A0	A1	A2	A3	A4	1:1250
	0	10	20	1 2 3 4 5 6 7 8 9		1:500/1:250
	0	5	10	1 2 3 4		1:200/1:100
	0	2.5	5	1 2 3		1:50/1:20

A47117341

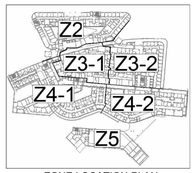

ZONE LOCATION PLAN
N.T.S.

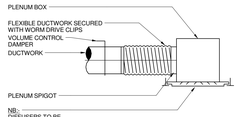

TYPICAL DETAIL 1
FLEXIBLE CONNECTION TO GRILLE PLENUM BOX
NTS

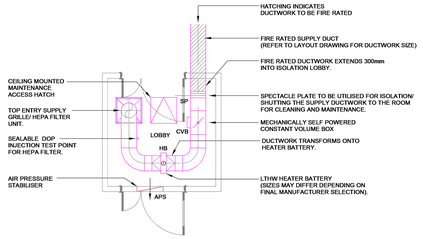

TYPICAL DETAIL 2
ISOLATION ROOM POSITIVE PRESSURE BED ACCESS LOBBY VENTILAION LAYOUT
NTS

RDD COMMENTS

ITEM	COMMENT	RESPONSE
1.	DIFFUSERS NOT SHOWN. DETAIL DIFFUSER TYPE.	DIFFUSERS ADDED. REFER TO SCHEDULES FOR DIFFUSER DETAILS
2.	CONFIRM LOBBY VENTILATION SYSTEM DESCRIPTION	BED LIFT LOBBY OMITTED. REFER TO DRAWING WW-SZ-PL-524-001 FOR DETAILS.
3.	CLARIFICATION OF DE DUCT SIZE.	DUCT SIZES AMENDED.
4.	NOTE OF COMPLIANCE WITH SHTM 03-01 TO BE ADDED TO VENT DRAWINGS	NOTE 19. ADDED
5.	TYPICAL DETAIL 2 TO BE REVIEWED.	AWAITING FEEDBACK FROM NHS INFECTIONS CONTROL. ANY COMMENTS WILL BE INCLUDED ON THE NEXT REVISION.

* COMMENTS BASED ON WW-Z4-00-PL-524-001 Rev F - STATUS B.

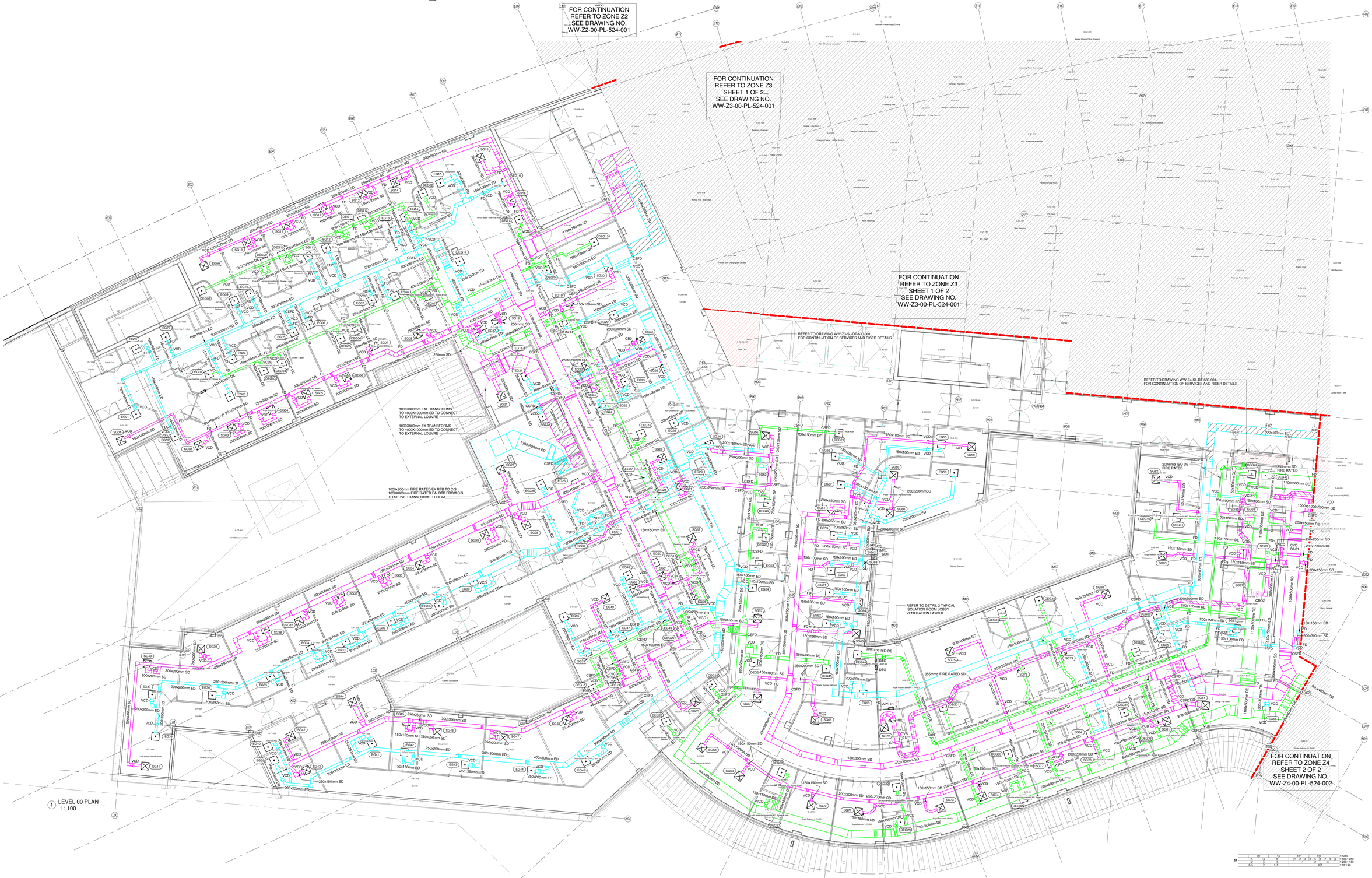

1 LEVEL 00 PLAN
1 : 100

A47117341

N

Notes

Check all dimensions on site. Do not scale from this drawing.
Report any discrepancies and omissions to drawing originator.
This Drawing is Copyright. ©

Designer Identification of Hazard Risk

- Indicates a Residual Risk requiring a Compulsary Action
- Indicates a Residual Risk for Information
- Indicates a Residual Risk requiring a Prohibitive Action
- Indicates a Residual Risk as a Warning

LEGEND

SG	-	SUPPLY GRILLE
EG	-	EXTRACT GRILLE
DEG	-	DIRTY EXTRACT GRILLE
VCD	-	VOLUME CONTROL DAMPER
APS	-	AIR PRESSURE STABILISER
MD	-	MOTOR CONTROL DAMPER
CSFD	-	COMBINED SMOKE & FIRE DAMPER
FD	-	FIRE DAMPER
ED	-	EXTRACT DUCT
SD	-	SUPPLY DUCT
DE	-	DIRTY DUCT
ISO DE	-	DIRTY ISOLATION EXTRACT
DEF	-	DIRTY EXTRACT FAN
KED	-	KITCHEN EXTRACT DUCT
FAI	-	FRESH AIR INTAKE
EX	-	EXHAUST
AHU	-	AIR HANDLING UNIT
DFA	-	DROP FROM ABOVE
DTB	-	DROP TO BELOW
DTL/L	-	DROP TO LOW LEVEL
RTH/L	-	RISE TO HIGH LEVEL
RFB	-	RISE FROM BELOW
RTA	-	RISE TO ABOVE
OS	-	OFFSET (UP OR DOWN)
	-	ATTENUATOR
CTA	-	CROSS TALK ATTENUATOR
HB	-	HEATING BATTERY
CVD	-	CONSTANT VOLUME DAMPER
CVB	-	CONSTANT VOLUME BOX
DTG	-	DOOR TRANSFER GRILLE
	-	FIRE RATED DUCTWORK
FC	-	INTUMESCENT FIRE COLLAR
DTG	-	DOOR TRANSFER GRILLE
SP	-	SPECTACLE PLATE

NOTES

1. GENERAL DUCTWORK INSTALLATION TO COMPLY WITH DW144.
2. KITCHEN DUCTWORK INSTALLATION TO COMPLY WITH DW172.
3. COMBINED SMOKE & FIRE DAMPERS TO BE LOCATED AS SHOWN. ALL DUCTWORK PENETRATIONS PASSING THROUGH FLOOR LEVEL STRUCTURAL SLABS SHALL ALSO BE PROVIDED WITH A COMBINED SMOKE & FIRE DAMPER.
4. ALL NEW GRILLES TO BE INSTALLED COMPLETE WITH PLENUM BOX WITH SIDE ENTRY SPIGOT.
5. ALL GRILLES TO BE POLYESTER POWDER COATED TO BS OR RAL COLOUR APPROVED BY ARCHITECT.
6. ALL DIMENSIONS SHOWN ARE IN MILLIMETRES.
7. ALL WORKS & COMMISSIONING TO BE CARRIED OUT IN ACCORDANCE WITH THE SPECIFICATION.
8. PROPOSED VENTILATION WORKS HAVE BEEN DESIGNED AND WILL BE INSTALLED, TAKING COGNISANCE OF THE EFFICIENCY REQUIREMENTS OF SECTION 4 OF THE TECHNICAL STANDARDS.
9. ALL FINAL CONNECTIONS TO GRILLES TO BE FLEXIBLE CONNECTION.
10. ALL DUCT MOUNTED FANS MUST BE INSTALLED WITH ANTI VIBRATION MOUNTS.
11. FLEXIBLE DUCTING SHALL NOT EXCEED 1 METRE IN LENGTH IN ACCORDANCE SHTM 03-01.
12. ISOLATION ROOM DIRTY EXTRACT DUCTWORK TO BE FIRE RATED.
13. SUPPLY DUCTWORK SERVING ISOLATION ROOMS TO BE FIRE RATED TO ENSURE CONTINUOUS OPERATION DURING FIRE ALARM ACTIVATION.
14. SUPPLY DUCTWORK BRANCH SERVING EACH ISOLATION SUITE SHALL BE FITTED WITH A COMBINED SMOKE AND FIRE DAMPER AT ENTRY TO THE LOBBY TO BE UTILIZED FOR SHUTTING THE ROOM DOWN FOR CLEANING AND MAINTENANCE.
15. FUME CUPBOARD EXTRACT DUCTWORK AND COMPONENTS SHALL BE MANUFACTURED FROM UNPLASTICISED POLYVINYL CHLORIDE (uPVC) COMPLYING WITH HVCA DOCUMENT DW154.
16. ALL FUME CUPBOARDS TO BE SUPPLIED BY OTHERS.
17. ALL PENETRATIONS TO BE SUITABLY FIRE STOPPED VIA INTUMESCENT COLLARS AS REQUIRED, THROUGH BOTH WALLS & SLABS ETC. IN LINE WITH THE ARCHITECTS CURRENT FIRE STRATEGY.
18. FUME CUPBOARD DISCHARGE TO ATMOSPHERE SHALL BE 3000mm ABOVE ROOF LEVEL IN ACCORDANCE WITH BS EN 14175.
19. THE DUCTWORK INSTALLATION HAS BEEN DESIGNED AND WILL BE INSTALLED IN ACCORDANCE WITH SHTM 03-01 'VENTILATION IN HEALTHCARE PREMISES', PART A - DESIGN AND VALIDATION.

J	09/05 2017	MULTI BED WARDS G.A2-046 & G.A2-054 VENTILATION SYSTEMS HAVE BEEN AMENDED TO ACHIEVE A BALANCED ROOM PRESSURE.	DM/ SJ BR/ JS
I	18/11 2016	DRAWING UPDATED INLINE WITH CURRENT FIRE STRATEGY. ISOLATION LOBBY UPDATED & DEPT J2 VENT UPDATED. CAMHS OPEN SPACE VENTILATION UPDATED TO SUIT PROPOSED VAULTED CEILING (ATD17.1)	DM/ AW JS/ BR
H	19/08 2016	DRAWING UPDATED IN LINE WITH CURRENT FIRE STRATEGY DRAWING. CSFD'S & FD'S ADDED.	DM/ SJ JS/ BR
G	08/08 2016	MRI ROOM, EMERGENCY EXTRACT DUCTS ADDED, HEATER BATTERY REFRENCES ADDED, BOARD COMMENTS ADDRESSED.	AM/ AW LM/ BR
F	23/06 2016	VENTILATION DUCTWORK REVISED WITH ALTERNATIVE ISOLATION ROOM VENTILATION SCHEME. INDIVIDUAL SUPPLY BRANCH TAKEN TO ISOLATION SUITE. COOLING BATTERIES ADDED. BOARD COMMENTS ADDRESSED. BED LIFT LOBBY VENTILATION OMITTED - REFER TO DRAWING WW-SZ-SL-PL-524-001 FOR DETAILS.	DM/ AW JS/ BR
E	04/03 2016	ISSUED AT REVISION E	AW/ SJ JS/ BR
D	18/01 2016	ISSUED FOR BUILDING WARRANT	DM/ SJ JS/ BR
C	15/01 2015	CAMHS DEPARTMENT UPDATED TO REFLELECT NEW ARCHITECTS LAYOUT	DM/ SJ JS/ BR
B	21/10 2015	ISSUED AT REVISION B	DM/ SJ WT/ BR
A	07/10 2015	ISSUED AT REVISION A	DM/ SJ WT/ BR
1	16/07 2015	T1 RDD ISSUE	DM/ SJ JS/ BR

Revisions

Project

Re-provision of RHSC and DCN at Little France

Client

NHS Lothian

Title

ZONE Z4 - LEVEL 00
VENTILATION DISTRIBUTION
SHEET 1 OF 2

Drawing No. — Revision

WW-Z4-00-PL-524-001 — J

Scale @ A0 — Date

As indicated — JULY. 2015

Status

CONSTRUCTION

IHS LOTHIAN
INTEGRATED HEALTH SOLUTIONS

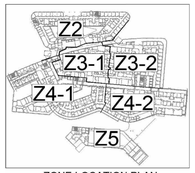

ZONE LOCATION PLAN
N.T.S.

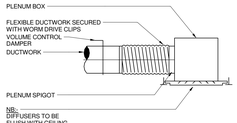

TYPICAL DETAIL 1
FLEXIBLE CONNECTION TO GRILLE PLENUM BOX
NTS

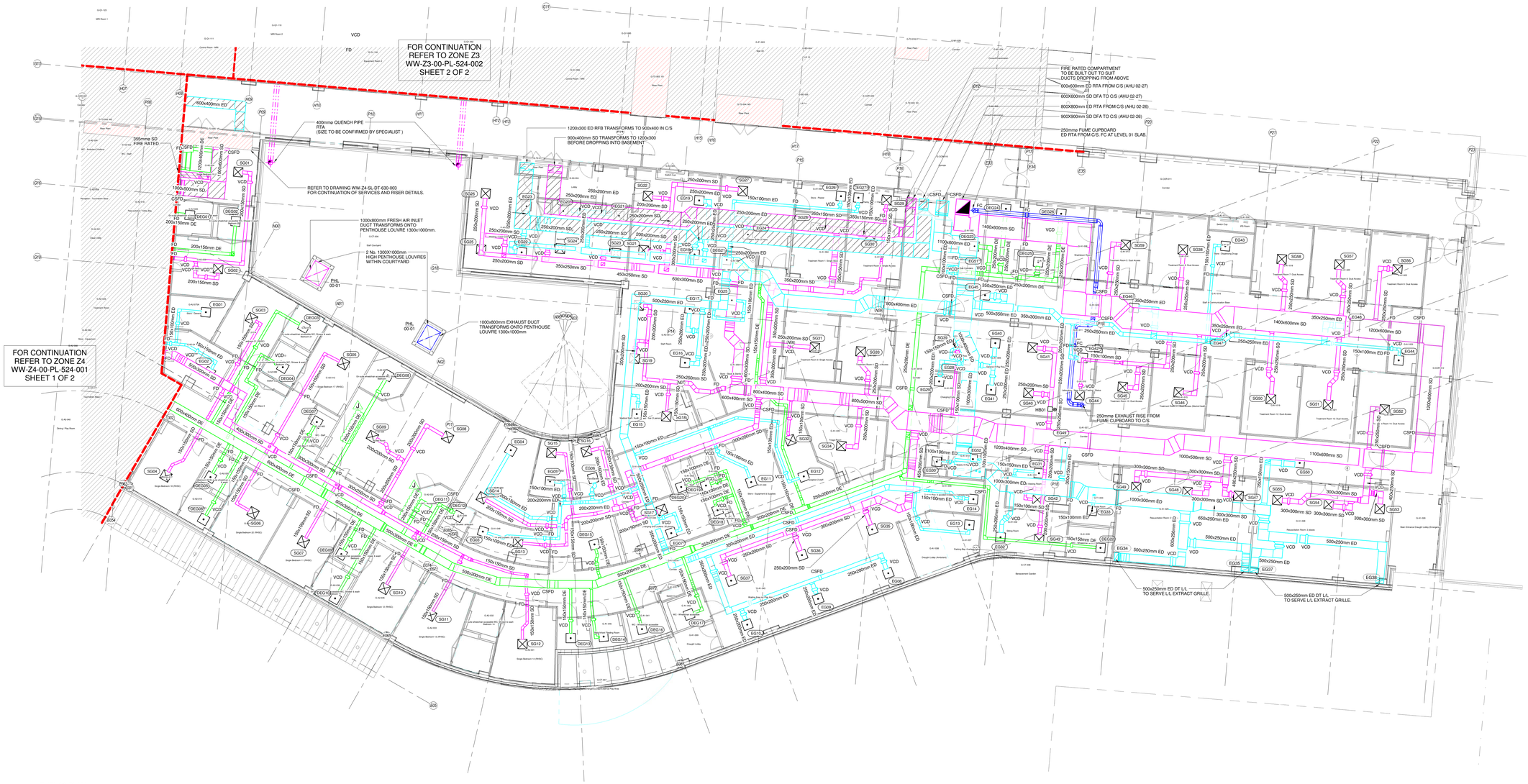

1 LEVEL 00 PLAN
1 : 100

RDD COMMENTS

ITEM	COMMENT	RESPONSE
1.	STATUS A.	NO COMMENTS.

* COMMENTS BASED ON WW-Z4-00-PL-524-002 Rev G - STATUS A.

N

Notes

Check all dimensions on site. Do not scale from this drawing.
Report any discrepancies and omissions to drawing originator.
This Drawing is Copyright. ©

Designer Identification of Hazard Risk

- Indicates a Residual Risk requiring a Compulsary Action
- Indicates a Residual Risk for Information
- Indicates a Residual Risk requiring a Prohibitive Action
- Indicates a Residual Risk as a Warning

LEGEND

SG	-	SUPPLY GRILLE
EG	-	EXTRACT GRILLE
DEG	-	DIRTY EXTRACT GRILLE
VCD	-	VOLUME CONTROL DAMPER
APS	-	AIR PRESSURE STABILISER
MD	-	MOTOR CONTROL DAMPER
CSFD	-	COMBINED SMOKE & FIRE DAMPER
FD	-	FIRE DAMPER
ED	-	EXTRACT DUCT
SD	-	SUPPLY DUCT
DE	-	DIRTY EXTRACT
ISO DE	-	DIRTY ISOLATION EXTRACT
DEF	-	DIRTY EXTRACT FAN
KED	-	KITCHEN EXTRACT DUCT
FAI	-	FRESH AIR INTAKE
EX	-	EXHAUST
AHU	-	AIR HANDLING UNIT
DFA	-	DROP FROM ABOVE
DTB	-	DROP TO BELOW
DTL/L	-	DROP TO LOW LEVEL
RTH/L	-	RISE TO HIGH LEVEL
RFB	-	RISE FROM BELOW
RTA	-	RISE TO ABOVE
OS	-	OFFSET (UP OR DOWN)
	-	ATTENUATOR
CTA	-	CROSS TALK ATTENUATOR
HB	-	HEATING BATTERY
CVD	-	CONSTANT VOLUME DAMPER
CVB	-	CONSTANT VOLUME BOX
DTG	-	DOOR TRANSFER GRILLE
	-	FIRE RATED DUCTWORK
FC	-	INTUMESCENT FIRE COLLAR
DTG	-	DOOR TRANSFER GRILLE
SP	-	SPECTACLE PLATE

NOTES

1. GENERAL DUCTWORK INSTALLATION TO COMPLY WITH DW144.
2. KITCHEN DUCTWORK INSTALLATION TO COMPLY WITH DW172.
3. COMBINED SMOKE & FIRE DAMPERS TO BE LOCATED AS SHOWN. ALL DUCTWORK PENETRATIONS PASSING THROUGH FLOOR LEVEL STRUCTURAL SLABS SHALL ALSO BE PROVIDED WITH A COMBINED SMOKE & FIRE DAMPER.
4. ALL NEW GRILLES TO BE INSTALLED COMPLETE WITH PLENUM BOX WITH SIDE ENTRY SPIGOT.
5. ALL GRILLES TO BE POLYESTER POWDER COATED TO BS OR RAL COLOUR APPROVED BY ARCHITECT.
6. ALL DIMENSIONS SHOWN ARE IN MILLIMETRES.
7. ALL WORKS & COMMISSIONING TO BE CARRIED OUT IN ACCORDANCE WITH THE SPECIFICATION.
8. PROPOSED VENTILATION WORKS HAVE BEEN DESIGNED AND WILL BE INSTALLED, TAKING COGNISANCE OF THE EFFICIENCY REQUIREMENTS OF SECTION 6 OF THE TECHNICAL STANDARDS.
9. ALL FINAL CONNECTIONS TO GRILLES TO BE FLEXIBLE CONNECTION.
10. ALL DUCT MOUNTED FANS MUST BE INSTALLED WITH ANTI VIBRATION MOUNTS.
11. FLEXIBLE DUCTING SHALL NOT EXCEED 1 METRE IN LENGTH IN ACCORDANCE SHTM 03-01.
12. ISOLATION ROOM DIRTY EXTRACT DUCTWORK TO BE FIRE RATED.
13. SUPPLY DUCTWORK SERVING ISOLATION ROOMS TO BE FIRE RATED TO ENSURE CONTINUOUS OPERATION DURING FIRE ALARM ACTIVATION.
14. SUPPLY DUCTWORK BRANCH SERVING EACH ISOLATION SUITE SHALL BE FITTED WITH A COMBINED SMOKE AND FIRE DAMPER AT ENTRY TO THE LOBBY TO BE UTILIZED FOR SHUTTING THE ROOM DOWN FOR CLEANING AND MAINTENANCE.
15. FUME CUPBOARD EXTRACT DUCTWORK AND COMPONENTS SHALL BE MANUFACTURED FROM UNPLASTICISED POLYVINYL CHLORIDE (uPVC) COMPLYING WITH HVCA DOCUMENT DW154.
16. ALL FUME CUPBOARDS TO BE SUPPLIED BY OTHERS.
17. ALL PENETRATIONS TO BE SUITABLY FIRE STOPPED VIA INTUMESCENT COLLARS AS REQUIRED, THROUGH BOTH WALLS & SLABS ETC. IN LINE WITH THE ARCHITECTS CURRENT FIRE STRATEGY.
18. FUME CUPBOARD DISCHARGE TO ATMOSPHERE SHALL BE 3000mm ABOVE ROOF LEVEL IN ACCORDANCE WITH BS EN 14175.
19. THE DUCTWORK INSTALLATION HAS BEEN DESIGNED AND WILL BE INSTALLED IN ACCORDANCE WITH SHTM 03-01 'VENTILATION IN HEALTHCARE PREMISES : PART A - DESIGN AND VALIDATION.

J	09/05 2017	MULTI BED WARD G-A2-028 VENTILATION SYSTEMS HAVE BEEN AMENDED TO ACHIEVE A BALANCED ROOM PRESSURE	DM/ SJ	BR/ JS
I	17/03 2017	UPDATED TO REFLECT CLIENT REQUIREMENTS.	SJ/ DM	JS/ BR
H	03/02 2017	UPDATED TO REFLECT CLIENT REQUIREMENTS	DM/ SJ	JS/ BR
G	18/11 2016	DRAWING UPDATED IN LINE WITH CURRENT FIRE STRATEGY DRAWING	DM/ AW	JS/ BR
F	08/09 2016	MRI ROOM, EMERGENCY EXTRACT DUCTS ADDED, HEATER BATTERY REFRENCES ADDED, BOARD COMMENTS ADDRESSED.	AM/ AW	LM/ BR
E	23/06 2016	VENTILATION DUCTWORK REVISED WITH ALTERNATIVE ISOLATION ROOM VENTILATION SCHEME	DM/ AW	JS/ BR
D	27/05 2016	ARCHITECTURAL LAYOUT REVISED TO SUIT LVC 041	DM/ AW	LM/ BR
C	04/03 2016	ISSUED AT REVISION C	AW/ SJ	JS/ BR
B	18/01 2016	ISSUED FOR BUILDING WARRANT	DM/ SJ	JS/ BR
A	20/11 2016	ISSUED AT REVISION A	DM/ SJ	JS/ BR
1	16/07 2015	T1 RDD ISSUE	AW/ SJ	JS/ BR

Revisions

Project

Re-provision of RHSC and DCN at Little France

Client

NHS Lothian

Title

ZONE Z4 - LEVEL 00
VENTILATION DISTRIBUTION
SHEET 2 OF 2

Drawing No.						Revision
Project	Zone	Level	Type	Content	Sequence	
WW-Z4-00-PL-524-002						J

Scale @ A0	Date
As indicated	JULY 2015

Status

CONSTRUCTION

IHS LOTHIAN
INTEGRATED HEALTH SOLUTIONS

| | | | | | |

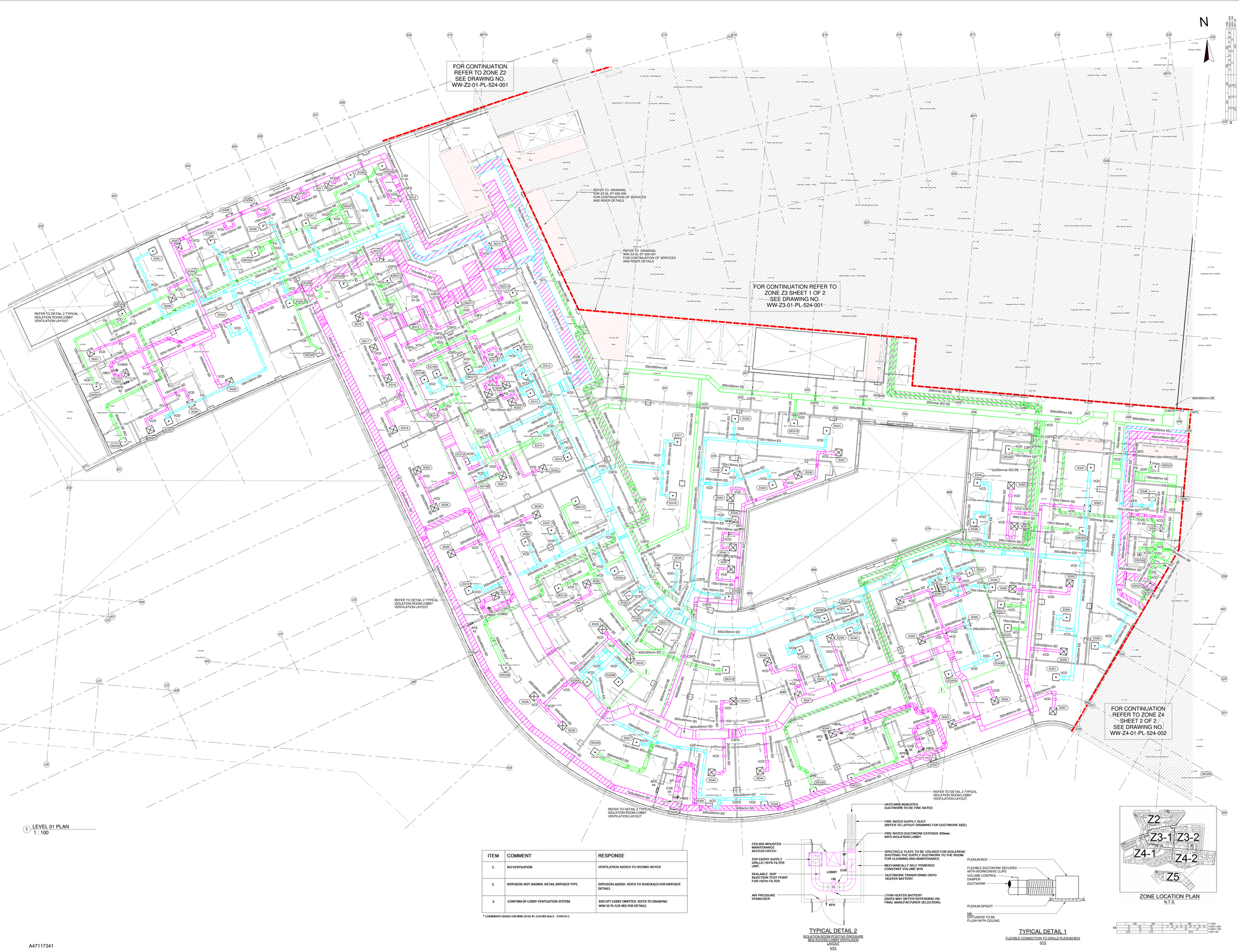

1 LEVEL 01 PLAN
1 : 100

ITEM	COMMENT	RESPONSE
1.	NO VENTILATION	VENTILATION ADDED TO ROOMS NOTED
2.	DIFFUSERS NOT SHOWN. DETAIL DIFFUSER TYPE.	DIFFUSERS ADDED. REFER TO SCHEDULES FOR DIFFUSER DETAILS
3.	CONFIRM OF LOBBY VENTILATION SYSTEM	BED LIFT LOBBY OMITTED. REFER TO DRAWING WW-SZ-PL-524-001 FOR DETAILS.

* COMMENTS BASED ON WW-Z4-03-PL-524-001 Rev E - STATUS C.

TYPICAL DETAIL 2
ISOLATION ROOM POSITIVE PRESSURE BED ACCESS LOBBY VENTILAION LAYOUT
NTS

TYPICAL DETAIL 1
FLEXIBLE CONNECTION TO GRILLE PLENUM BOX
NTS

ZONE LOCATION PLAN
N.T.S.

Notes

Check all dimensions on site. Do not scale from this drawing.
Report any discrepancies and omissions to drawing originator.
This Drawing is Copyright. ©

Designer Identification of Hazard Risk

- Indicates a Residual Risk requiring a Compulsary Action
- Indicates a Residual Risk for Information
- Indicates a Residual Risk requiring a Prohibitive Action
- Indicates a Residual Risk as a Warning

LEGEND

SG	-	SUPPLY GRILLE
EG	-	EXTRACT GRILLE
DEG	-	DIRTY EXTRACT GRILLE
VCD	-	VOLUME CONTROL DAMPER
APS	-	AIR PRESSURE STABILISER
MD	-	MOTOR CONTROL DAMPER
CSFD	-	COMBINED SMOKE & FIRE DAMPER
FD	-	FIRE DAMPER
ED	-	EXTRACT DUCT
SD	-	SUPPLY DUCT
DE	-	DIRTY EXTRACT
ISO DE	-	DIRTY ISOLATION EXTRACT
DEF	-	DIRTY EXTRACT FAN
KED	-	KITCHEN EXTRACT DUCT
FAI	-	FRESH AIR INTAKE
EX	-	EXHAUST
AHU	-	AIR HANDLING UNIT
DFA	-	DROP FROM ABOVE
DTB	-	DROP TO BELOW
DTL/L	-	DROP TO LOW LEVEL
RTH/L	-	RISE TO HIGH LEVEL
RFB	-	RISE FROM BELOW
RTA	-	RISE TO ABOVE
OS	-	OFFSET (UP OR DOWN)
	-	ATTENUATOR
CTA	-	CROSS TALK ATTENUATOR
HB	-	HEATING BATTERY
CVD	-	CONSTANT VOLUME DAMPER
CVB	-	CONSTANT VOLUME BOX
DTG	-	DOOR TRANSFER GRILLE
	-	FIRE RATED DUCTWORK
FC	-	INTUMESCENT FIRE COLLAR
DTG	-	DOOR TRANSFER GRILLE
SP	-	SPECTACLE PLATE

NOTES

1. GENERAL DUCTWORK INSTALLATION TO COMPLY WITH DW/144.
2. KITCHEN DUCTWORK INSTALLATION TO COMPLY WITH DW/172.
3. COMBINED SMOKE & FIRE DAMPERS TO BE LOCATED AS SHOWN. ALL DUCTWORK PENETRATIONS PASSING THROUGH FLOOR LEVEL STRUCTURAL SLABS SHALL ALSO BE PROVIDED WITH A COMBINED SMOKE & FIRE DAMPER.
4. ALL NEW GRILLES TO BE INSTALLED COMPLETE WITH PLENUM BOX WITH SIDE ENTRY SPIGOT.
5. ALL GRILLES TO BE POLYESTER POWDER COATED TO BS OR RAL COLOUR APPROVED BY ARCHITECT.
6. ALL DIMENSIONS SHOWN ARE IN MILLIMETRES.
7. ALL WORKS & COMMISSIONING TO BE CARRIED OUT IN ACCORDANCE WITH THE SPECIFICATION.
8. PROPOSED VENTILATION WORKS HAVE BEEN DESIGNED AND WILL BE INSTALLED, TAKING COGNISANCE OF THE EFFICIENCY REQUIREMENTS OF SECTION 6 OF THE TECHNICAL STANDARDS.
9. ALL FINAL CONNECTIONS TO GRILLES TO BE FLEXIBLE CONNECTION.
10. ALL DUCT MOUNTED FANS MUST BE INSTALLED WITH ANTI VIBRATION MOUNTS.
11. FLEXIBLE DUCTING SHALL NOT EXCEED 1 METRE IN LENGTH IN ACCORDANCE SHTM 03-01.
12. ISOLATION ROOM DIRTY EXTRACT DUCTWORK TO BE FIRE RATED.
13. SUPPLY DUCTWORK SERVING ISOLATION ROOMS TO BE FIRE RATED TO ENSURE CONTINUOUS OPERATION DURING FIRE ALARM ACTIVATION.
14. SUPPLY DUCTWORK BRANCH SERVING EACH ISOLATION SUITE SHALL BE FITTED WITH A COMBINED SMOKE AND FIRE DAMPER AT ENTRY TO THE LOBBY TO BE UTILIZED FOR SHUTTING THE ROOM DOWN FOR CLEANING AND MAINTENANCE.
15. FUME CUPBOARD EXTRACT DUCTWORK AND COMPONENTS SHALL BE MANUFACTURED FROM UNPLASTICISED POLYVINYL CHLORIDE (uPVC) COMPLYING WITH HVCA DOCUMENT DW/154.
16. ALL FUME CUPBOARDS TO BE SUPPLIED BY OTHERS.
17. ALL PENETRATIONS TO BE SUITABLY FIRE STOPPED VIA INTUMESCENT COLLARS AS REQUIRED, THROUGH BOTH WALLS & SLABS ETC. IN LINE WITH THE ARCHITECTS CURRENT FIRE STRATEGY.
18. FUME CUPBOARD DISCHARGE TO ATMOSPHERE SHALL BE 3000mm ABOVE ROOF LEVEL IN ACCORDANCE WITH BS EN 14175.
19. THE DUCTWORK INSTALLATION HAS BEEN DESIGNED AND WILL BE INSTALLED IN ACCORDANCE WITH SHTM 03-01 'VENTILATION IN HEALTHCARE PREMISES', PART A - DESIGN AND VALIDATION.

I	09/05/2017	MULTI BED WARDS 1-BI-031, 1-BI-009 & 1-BI-065 VENTILATION SYSTEMS HAVE BEEN AMENDED TO ACHIEVE A BALANCED ROOM PRESSURE	DM/SJ	BR/JS
H	18/11/2016	DRAWING UPDATED TO REFLECT CURRENT FIRE STRATEGY. TYPICAL DETAIL 2 UPDATED. VENTILATION TO ISOLATION SUITES UPDATED TO REFLECT TYPICAL DETAIL 2.	DM/AW	JS/BR
G	27/07/2016	CVD REFERENCES UPDATED	AW/SJ	JS/BR
F	23/06/2016	VENTILATION DUCTWORK REVISED WITH ALTERNATIVE ISOLATION ROOM VENTILATION SCHEME. INDIVIDUAL SUPPLY BRANCH TAKEN TO ISOLATION SUITE. BOARD COMMENTS ADDRESSED. BED LIFT LOBBY VENTILATION OMITTED - REFER TO DRAWING WW-SZ-SL-PL-524-001 FOR DETAILS.	DM/AW	LM/BR
E	04/03/2016	ISSUED AT REVISION E	AW/SJ	JS/BR
D	18/01/2016	ISSUED FOR BUILDING WARRANT	DM/SJ	JS/BR
C	13/11/2015	ISSUED AT REVISION C	DM/SJ	JS/BR
B	30/10/2015	ISSUED AT REVISION B	DM/SJ	JS/BR
A	15/10/2015	ISSUED AT REVISION A	DM/SJ	JS/BR
1	01/07/2015	T1 RDD ISSUE	DM/SJ	JS/BR

Revisions

Project

Re-provision of RHSC and DCN at Little France

Client

NHS Lothian

Title

ZONE Z4 - LEVEL 01
VENTILATION DISTRIBUTION
SHEET 1 OF 2

Drawing No.	Revision
WW-Z4-01-PL-524-001	I

Scale @ A0: As indicated
Date: JULY. 2015

Status: CONSTRUCTION

IHS LOTHIAN
INTEGRATED HEALTH SOLUTIONS

A47117341

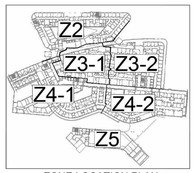

ZONE LOCATION PLAN
N.T.S.

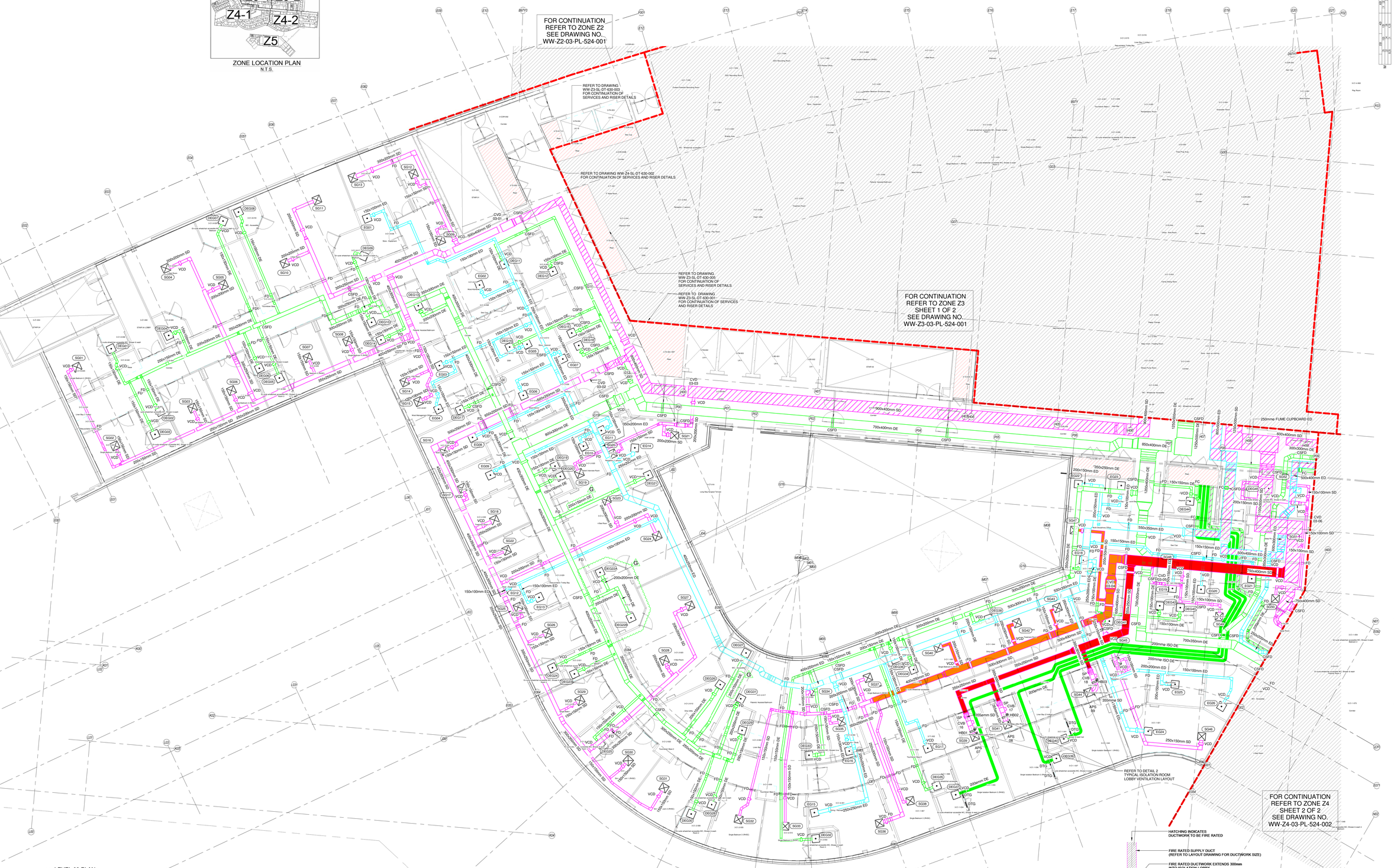

1 LEVEL 03 PLAN
1 : 100

RDD COMMENTS

ITEM	COMMENT	RESPONSE
1.	CONFIRM FIRE DAMPERS ARE NOT REQUIRED ON ISOLATION ROOM DIRTY EXTRACT DUCT	DIRTY EXTRACT DUCTS TO BE FIRE RATED. REFER TO WW-Z4-03-PL-524-003 REV D FOR UPDATED LAYOUT
2.	REVIEW FD ARRANGEMENTS TO ENSURE THEY ARE IN PLACE WHERE REQUIRED.	FIRE DAMPER ARRANGEMENTS HAVE BEEN UPDATE IN LINE WITH CURRENT FIRE STRATEGY DRAWING.

* COMMENTS BASED ON WW-Z4-03-PL-524-001 Rev E - STATUS B.

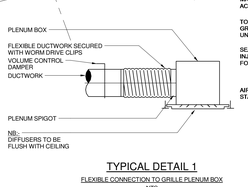

TYPICAL DETAIL 1
FLEXIBLE CONNECTION TO GRILLE PLENUM BOX
NTS

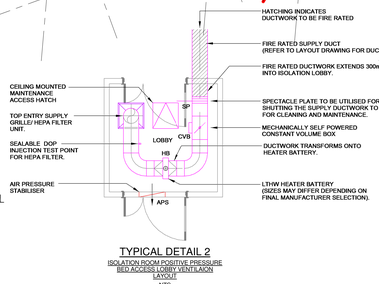

TYPICAL DETAIL 2
ISOLATION ROOM POSITIVE PRESSURE BED ACCESS LOBBY VENTILAION LAYOUT
NTS



N

Notes

Check all dimensions on site. Do not scale from this drawing.
Report any discrepancies and omissions to drawing originator.
This Drawing is Copyright ©

Designer Identification of Hazard Risk

- Indicates a Residual Risk requiring a Compulsary Action
- Indicates a Residual Risk for Information
- Indicates a Residual Risk requiring a Prohibitive Action
- Indicates a Residual Risk as a Warning

LEGEND

SG	-	SUPPLY GRILLE
EG	-	EXTRACT GRILLE
DEG	-	DIRTY EXTRACT GRILLE
VCD	-	VOLUME CONTROL DAMPER
APS	-	AIR PRESSURE STABILISER
MD	-	MOTOR CONTROL DAMPER
CSFD	-	COMBINED SMOKE & FIRE DAMPER
FD	-	FIRE DAMPER
ED	-	EXTRACT DUCT
SD	-	SUPPLY DUCT
DE	-	DIRTY EXTRACT
ISO DE	-	DIRTY ISOLATION EXTRACT
DEF	-	DIRTY EXTRACT FAN
KED	-	KITCHEN EXTRACT DUCT
FAI	-	FRESH AIR INTAKE
EX	-	EXHAUST
AHU	-	AIR HANDLING UNIT
DFA	-	DROP FROM ABOVE
DTB	-	DROP TO BELOW
DTLL	-	DROP TO LOW LEVEL
RTHL	-	RISE TO HIGH LEVEL
RFB	-	RISE FROM BELOW
RTA	-	RISE TO ABOVE
OS	-	OFFSET (UP OR DOWN)
	-	ATTENUATOR
CTA	-	CROSS TALK ATTENUATOR
HB	-	HEATING BATTERY
CVD	-	CONSTANT VOLUME DAMPER
CVB	-	CONSTANT VOLUME BOX
DTG	-	DOOR TRANSFER GRILLE
	-	FIRE RATED DUCTWORK
FC	-	INTUMESCENT FIRE COLLAR
DTG	-	DOOR TRANSFER GRILLE
SP	-	SPECTACLE PLATE

NOTES

1. GENERAL DUCTWORK INSTALLATION TO COMPLY WITH DW144.
2. KITCHEN DUCTWORK INSTALLATION TO COMPLY WITH DW172.
3. COMBINED SMOKE & FIRE DAMPERS TO BE LOCATED AS SHOWN. ALL DUCTWORK PENETRATIONS PASSING THROUGH FLOOR LEVEL STRUCTURAL SLABS SHALL ALSO BE PROVIDED WITH A COMBINED SMOKE & FIRE DAMPER.
4. ALL NEW GRILLES TO BE INSTALLED COMPLETE WITH PLENUM BOX WITH SIDE ENTRY SPIGOT.
5. ALL GRILLES TO BE POLYESTER POWDER COATED TO BS OR RAL COLOUR APPROVED BY ARCHITECT.
6. ALL DIMENSIONS SHOWN ARE IN MILLIMETRES.
7. ALL WORKS & COMMISSIONING TO BE CARRIED OUT IN ACCORDANCE WITH THE SPECIFICATION.
8. PROPOSED VENTILATION WORKS HAVE BEEN DESIGNED AND WILL BE INSTALLED, TAKING COGNISANCE OF THE EFFICIENCY REQUIREMENTS OF SECTION 6 OF THE TECHNICAL STANDARDS.
9. ALL FINAL CONNECTIONS TO GRILLES TO BE FLEXIBLE CONNECTION.
10. ALL DUCT MOUNTED FANS MUST BE INSTALLED WITH ANTI VIBRATION MOUNTS.
11. FLEXIBLE DUCTING SHALL NOT EXCEED 1 METRE IN LENGTH IN ACCORDANCE SHTM 03-01.
12. ISOLATION ROOM DIRTY EXTRACT DUCTWORK TO BE FIRE RATED.
13. SUPPLY DUCTWORK SERVING ISOLATION ROOMS TO BE FIRE RATED TO ENSURE CONTINUOUS OPERATION DURING FIRE ALARM ACTIVATION.
14. SUPPLY DUCTWORK BRANCH SERVING EACH ISOLATION ROOM TO BE FITTED WITH A COMBINED SMOKE AND FIRE DAMPER AT ENTRY TO THE LOBBY TO BE UTILISED FOR SHUTTING THE ROOM DOWN FOR CLEANING AND MAINTENANCE.
15. FUME CUPBOARD EXTRACT DUCTWORK AND COMPONENTS SHALL BE MANUFACTURED FROM UNPLASTICISED POLYVINYL CHLORIDE (UPVC) COMPLYING WITH HVCA DOCUMENT DW154.
16. ALL FUME CUPBOARDS TO BE SUPPLIED BY OTHERS.
17. ALL PENETRATIONS TO BE SUITABLY FIRE STOPPED VIA INTUMESCENT COLLARS AS REQUIRED, THROUGH BOTH WALLS & SLABS ELEC. IN LINE WITH THE ARCHITECTS CURRENT FIRE STRATEGY.
18. FUME CUPBOARD DISCHARGE TO ATMOSPHERE SHALL BE 3000mm ABOVE ROOF LEVEL IN ACCORDANCE WITH BS EN 14175.
19. THE DUCTWORK INSTALLATION HAS BEEN DESIGNED AND WILL BE INSTALLED IN ACCORDANCE WITH SHTM 03-01 VENTILATION IN HEALTHCARE PREMISES , PART A - DESIGN AND VALIDATION.

G	09/05 2017	MULTI BED WARDS 3-C1-2-0238, 3-C1-2-026 VENTILATION SYSTEMS HAVE BEEN AMENDED TO ACHIEVE A BALANCED ROOM PRESSURE.	DM SJ	BR JS
F	23/11 2016	M/C-0444, DE DUCT SIZE INCREASED,DRAWING UPDATED IN LINE WITH CURRENT FIRE STRATEGY. TYPICAL DETAIL 2 UPDATED. VENTILATION TO ISOLATION SUITE UPDATED TO SUIT.	DM AW	JS/ BR
E	19/08 2016	DRAWING UPDATED IN LINE WITH CURRENT FIRE STRATEGY DRAWING. CSFD'S & FD'S ADDED. CVD REFRENCES OMITTED.	DM AW	JS/ BR
D	23/06 2016	VENTILATION DUCTWORK REVISED WITH ALTERNATIVE ISOLATION ROOM VENTILATION SCHEME.	DM AW	JS/ BR
C	04/03 2016	ISSUED AT REVISION C	AW/ SJ	JS/ BR
B	18/01 2016	ISSUED FOR BUILDING WARRANT	DM SJ	JS/ BR
A	06/11 2015	ISSUED AT REVISION A	DM SJ	JS/ BR

Revisions

Project

Re-provision of RHSC and DCN at Little France

Client

NHS Lothian

Title

ZONE Z4 - LEVEL 03
VENTILATION DISTRIBUTION
SHEET 1 OF 2

Drawing No. — Revision

WW-Z4-03-PL-524-001 — G

Scale @ A0 — Date

As indicated — JAN. 2015

Status

CONSTRUCTION

IHS LOTHIAN
INTEGRATED HEALTH SOLUTIONS

A47117341

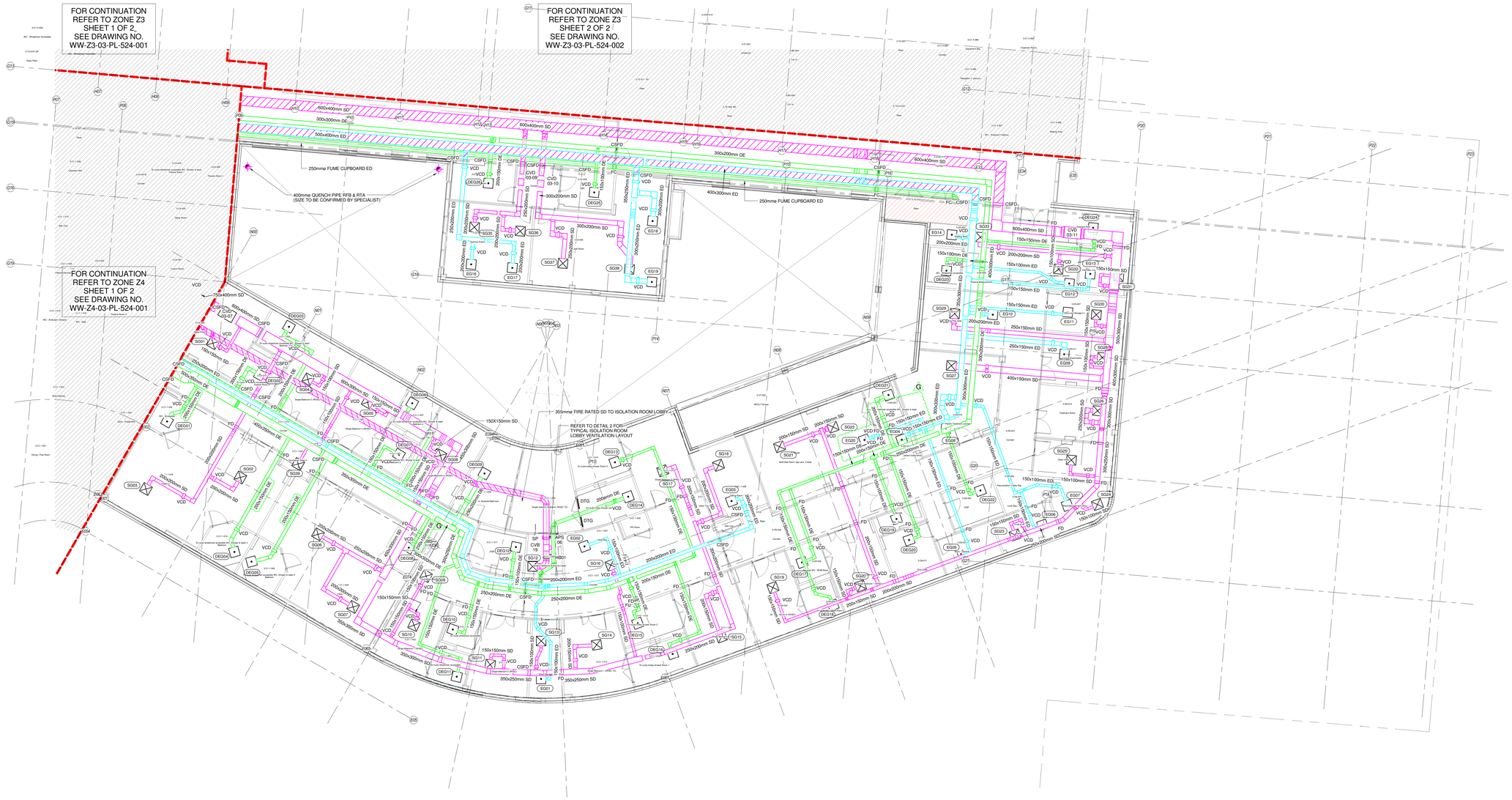
FOR CONTINUATION
REFER TO ZONE Z3
SHEET 1 OF 2
SEE DRAWING NO.
WW-Z3-03-PL-524-001
FOR CONTINUATION
REFER TO ZONE Z3
SHEET 2 OF 2
SEE DRAWING NO.
WW-Z3-03-PL-524-002
FOR CONTINUATION
REFER TO ZONE Z4
SHEET 1 OF 2
SEE DRAWING NO.
WW-Z4-03-PL-524-001
600x400mm SD
300x300mm DE
500x400mm ED
250mm FUME CUPBOARD ED
400mm QUENCH PIPE PFB & RTA
(SIZE TO BE CONFIRMED BY SPECIALIST)
300x200mm SD
400x300mm ED
250mm FUME CUPBOARD ED
700x400mm SD
600x400mm SD
150x150mm SD
REFER TO DETAIL 2 FOR
TYPICAL ISOLATION ROOM
LOBBY VENTILATION LAYOUT
355mm FIRE RATED SD TO ISOLATION ROOM LOBBY
300x200mm DE
200x200mm ED
250x200mm SD
250x200mm DE
150x100mm DE
150x100mm ED
200x150mm SD
200x150mm DE
150x150mm DE
150x150mm ED
250x150mm SD
250x150mm DE
400x150mm ED
200x200mm SD
200x200mm ED
150x100mm SD
150x100mm ED
350x250mm SD
400x300mm SD
CSFD
VCD
FD
CVD 03-09
CVD 03-10
CVD 03-11
SP
APS
CVB 19
HB01
DTG
PHE
FCU
Single Bedroom 1 (WHG) 1c
Single Bedroom 1 (WHG) 1c
Single Bedroom 1 (WHG) 1c
Multi Bed Room (4p) sink, 3 beds
Treatment Room
Equipment Store
Corridor
Waiting Area
Reception / Admin
Staff Room
Store
Cleaners Room
Linen Store
Clean Utility
Dirty Utility
Shower Room
Bathroom
Plant Room
Roof
Void
Lift
Stair
Lift Motor Room
Lift Pit
Lift Overrun
Roof Void
Roof Plant
Roof Cut
Roof Access
Roof Hatch
Roof Void
Roof Void
Roof Void

From: David Martin [redacted] on behalf of David Martin
Sent: 23 May 2017 11:06
To: GRAHAM COUPE
Subject: R.A.M-GC-000278: Bedroom Ventilation ACNXREF<b4vMp90JaD2NUweShIJJSB>

You have received a new **General Correspondence: R.A.M-GC-000278**

Project: RHSC & DCN
Type: General Correspondence
Mail Number: R.A.M-GC-000278
To: Mrs Kelly Bain, Mott MacDonald Ltd (Head Office UK)
Cc: Georgia Villaflor, HCP Social Infractructure (UK) Limited
Mr Wallace Weir, HCP Social Infractructure (UK) Limited
Graeme Greer, Mott MacDonald Ltd (Head Office UK)
Mr Kamil Kolodziejczyk, Mott MacDonald Ltd (Head Office UK)
Mr Glenn Collins, Multiplex Construction Europe
Mr Graham Coupe, Multiplex Construction Europe
Mr Colin Grindlay, Multiplex Construction Europe
Mr Stuart Jackson, Multiplex Construction Europe
Mr Darren Pike, Multiplex Construction Europe
Mr Brian Currie, NHS Lothian
From: D Martin, R.A.M. Asset Management Limited
Sent: 23/05/2017 11:06:06 AM BST (GMT +01:00)
Status: Outstanding
Response: **Respond by Tuesday, 30 May 2017**
Subject: **Bedroom Ventilation**

Kelly

Please find attached the updated ventilation drawings and associated narrative which accommodates the Boards request to have the 4 bedded ward at a negative or balanced pressure.
Our opinion is that this amendment to the environmental conditions and operation of these rooms constitutes a change for the reasons noted below.
1.0 Environmental matrix was signed off as status B with the noted design parameters that the current ventilation design represents - as per MM-GC-001398.
2.0 Full RDD ventilation zonal design pack and workshops have been through RDD and signed off.
3.0 Copy of WW design document outlining compliance with the SHTMs is attached.
We anticipate that the costs of this Change will be in the Medium Value category.
We look forward to the Board's, positive response to this request.
Kind Regards
David
David Martin
for IHSL

File Attachments
Attachments are larger than your preference of 10MB for external email - or **view this Mail on Aconex** to retrieve them
18.05.17 Bedroom Ventilation.pdf

18.05.17 G1547 SHTM 03-01 Table A1.pdf
Multiplex Construction Europe-RHSC & DCN-2017-05-12-12-18-06-449.zip

This is an automatic notification from **Aconex** .
To reply to this message, **hit the Reply button on your email program or view this Mail on Aconex. Do not edit the subject line.**

Aconex
Project success. Easy as Aconex.

This email is automatically generated by Aconex.
If you would like to turn off email messages, log into Aconex and edit your "Notifications" user preferences.

If you need assistance please contact our helpdesk at the following numbers :
UK: [redacted]
Int: [redacted]

Regards,
The Aconex Team

This email and any attachments are confidential, subject to copyright and may be privileged. No confidentiality or privilege is lost by an erroneous transmission. If you have received this email in error, please let us know by reply email and delete or destroy this email and all copies. If you are not the intended recipient of this email you must not disseminate, copy or use the information in it.

From: Kamil Kolodziejczyk [redacted]
Sent: 05 June 2017 11:55
To: Graham Coupe
Subject: MM-GC-002926: Re: Bedroom Ventilation ACNXREF<kX7RjKslKZJMzopShIJJSB>
Attachments: ADB_Multi Bed Room _4 Beds.pdf

You have received a new **General Correspondence: MM-GC-002926**

Project: RHSC & DCN
Type: General Correspondence
Mail Number: MM-GC-002926
To: Mr David Martin, R.A.M. Asset Management Limited
Cc: Georgia Villaflor, HCP Social Infractructure (UK) Limited
Mr Wallace Weir, HCP Social Infractructure (UK) Limited
Mrs Kelly Bain, Mott MacDonald Ltd (Head Office UK)
Graeme Greer, Mott MacDonald Ltd (Head Office UK)
Mr Kamil Kolodziejczyk, Mott MacDonald Ltd (Head Office UK)
Mr Glenn Collins, Multiplex Construction Europe
Mr Graham Coupe, Multiplex Construction Europe
Mr Colin Grindlay, Multiplex Construction Europe
Mr Stuart Jackson, Multiplex Construction Europe
Mr Darren Pike, Multiplex Construction Europe
Mr Brian Currie, NHS Lothian
From: K Kolodziejczyk, Mott MacDonald Ltd (Head Office UK)
Sent: 05/06/2017 11:55:02 AM BST (GMT +01:00)
Status: N/A
Subject: **Re: Bedroom Ventilation**

David,

As previously described under MM-GC-002408, the Board does not believe these updates to the environmental conditions constitutes a Board Change. Without these updates, PCo's design was not compliant with BCRs and relevant guidance, and also from a patient safety perspective, was not acceptable to the Board.

In relation to point 1 & 2 below, as per Schedule Part 8 (Review Procedure) of the Project Agreement, please note that the RDD review doesn't remove PCo's obligation under the Project Agreement, and the Board did not receive a derogation/change from PCo for an alternative design.

In terms of point 3, the WW design report states that current ventilation design for single room and general ward areas are fully compliant with SHTM 03-01, please note however that this is incorrect. PCo proposed air change rates do not align (as stated in the report) with SHTM recommendations hence, without PCo change, the design as it stands is not compliant. The Board expects to receive PCo's Change for deviation of air change rates as recommended per SHTM 03-01.

Additionally, the Board notes that PCo used wrong design criteria for the multi bed rooms. As explained by the Board at the meeting on Monday 23 January, a "ward" constitutes the total bed complement of a designated area. Multi-bed rooms are much smaller sections within a ward that allow patients to be nursed as a small group. Within Children's Services these areas are important for the purposes of clinical safety as they allow cohorting of patients who require enhanced level of nursing observation/support either because they have the same type of infection, or are at similar stages of acute post operative recovery. Additionally, these rooms aid the normal

socialisation and development of young children. Similarly, within DCN multi-bed rooms within the ward are used to cohort patients requiring enhanced levels of nursing/monitoring that is more difficult to achieve within single room environment.
Please note that Table A1 is a summary extract from the Activity Database (ADB) and as stated in the SHTM, PCo should refer to the full ADB Sheets for further details relating to multibed rooms. Please find attached, for your information, the design criteria for multibed areas.

Regards
Kamil

From: D Martin
Sent: 23/05/2017 11:06:06 AM BST (GMT +01:00)
To: Kelly Bain
Cc: Georgia Villaflor, Wallace Weir, Graeme Greer, Kamil Kolodziejczyk, Glenn Collins, Graham Coupe, Colin Grindlay, Stuart Jackson, Darren Pike, Brian Currie
Mail Number: R.A.M-GC-000278
Subject: Bedroom Ventilation

Kelly

Please find attached the updated ventilation drawings and associated narrative which accommodates the Boards request to have the 4 bedded ward at a negative or balanced pressure.
Our opinion is that this amendment to the environmental conditions and operation of these rooms constitutes a change for the reasons noted below.
1.0 Environmental matrix was signed off as status B with the noted design parameters that the current ventilation design represents - as per MM-GC-001398.
2.0 Full RDD ventilation zonal design pack and workshops have been through RDD and signed off.
3.0 Copy of WW design document outlining compliance with the SHTMs is attached.
We anticipate that the costs of this Change will be in the Medium Value category.
We look forward to the Board's, positive response to this request.
Kind Regards
David
David Martin
for IHSL

This is an automatic notification from **Aconex** .
To reply to this message, **hit the Reply button on your email program or view this Mail on Aconex. Do not edit the subject line.**

Aconex
Project success. Easy as Aconex.

This email is automatically generated by Aconex.
If you would like to turn off email messages, log into Aconex and edit your "Notifications" user preferences.

If you need assistance please contact our helpdesk at the following numbers :

UK: [redacted]

Int: [redacted]

Regards,

The Aconex Team

This email and any attachments are confidential, subject to copyright and may be privileged. No confidentiality or privilege is lost by an erroneous transmission. If you have received this email in error, please let us know by reply email and delete or destroy this email and all copies. If you are not the intended recipient of this email you must not disseminate, copy or use the information in it.

ADB	Room Data Sheet	B0405

Project:	ADB1203	Activity Database Version 1203		
Department:				
Room:	B0405	Multi-bed room: 4 beds		
Room Number:			**Revision Date:**	03/10/2011

Activities:	1) User may undress and dress in privacy. 2) Rest and relaxation or sleeping. 3) Patient may take meals or refreshments in bed, by the bed or in the sitting space. 4) Entertainment services system may be used. 5) Patient may receive visitors. 6) Clinical wash-hand basin may be used. 7) Patient records may be reviewed and recorded. 8) Electronic patient records (EPRs) may be accessed and updated. 9) Secure holding/storing of medicines for use by patient (self medication). 10) Holding/storing working supply of linen. 11) A working supply of consumables is held/stored. 12) Holding/storing patient's clothing and personal belongings. 13) Mobile hoist may be used. 14) Patient will receive therapeutic and clinical attention from healthcare staff. 15) Patient may arrive on foot in a wheelchair or on a trolley 16) Carrying out examinations and assessment of patient. 17) Women to receive visitors. 18) Consuming beverages, meals and snacks. 19) Piped medical gases, vacuum and associated equipment may be used.
Personnel:	4 x patients. 8 x others (staff and/or visitors).
Planning Relationships:	Close to social space. En-suite sanitary facilities.

Space Data:	**Area (m²):**	64.00	**Height (mm):**	2,700

Notes:

This room is based on the use of a trolley with a worktop.
It is assumed that computers will be handheld or brought into the room on a trolley.

The call repeat lamp is situated over the door outside the room.

The following items may be provided:
- a ceiling-mounted hoist;
- when used for maternity post-natal provision of a cot(s) will be required.

Outlets defined as voice or data will be the same for structured cabling solutions.

ADB	Room Environmental Data	B0405

Project:	ADB1203	Activity Database Version 1203	
Department:			
Room:	B0405	Multi-bed room: 4 beds	
Room Number:		**Revision Date:**	03/10/2011

TEMPERATURE AND VENTILATION	**Requirements**	**Notes**
Permissible Space Temerature Range(dry bulb) (degC):	18 - 28	
Heating Design Temperature (dry bulb)(degC):	22	
Minimum Air Changes (AC/hr):	6	
Ventilation Type:	S/E/N	
Pressure Relative to Adjoining Space:	Bal or -ve	
Supply Air: Final Filter Class	G4	
Permisiible Relative Humidity Range (%):		
General Notes:		

LIGHTING		
Type Of Control:	S/N	
Daytime General Service Illuminance (Lux):	100	
Daytime Specific Service Illuminance (Lux):	300	
Nighttime General Service Illuminance (Lux):	5	
Nighttime Specific Service Illuminance (Lux):	0.5	
Local Task Illuminance (Lux):	300	
Colour Rendering Required:	Y	
Colour Rendering Required Characteristics (Ra):	80	
Unified Glare Rating Limit (UGRL):	19	
Emergency Escape Route Lighting Required:	N	
Standby Lighting Grade - General Lighting:	B	
Standby Lighting Grade - Local Lighting:	A	
General Notes:		

RISK		
Clinical Risk Category:	3	
Non-clinical Business Continuity Risk Category:		
General Notes:		

NOISE		
Noise Intrusion (dB) 1hr day:		
Noise Intrusion (dB) 1hr night:		
Noise Intrusion (dB) 1hr night:		
Maximum Internal Noise from M&E Services (NR):	30	
Room Sound-insulation Parameters - Privacy:		
Room Sound-insulation Parameters - Noise Generation:		
Noise Sensitiviy:		
Sound-insulation Rating (dB D nT,w):		
General Notes:		

SAFETY/FIRE		
Maximum Surface Temperature (DegC):	43	
Domestic Hot Water Discharge Temperature (DegC):	43	
Maximum Cold Water Discharge Temperature (DegC):	20	
General Notes:		
Type of Automatic Fire Detection:	Smoke	
General Notes:		

ADB	Room Design Character	B0405

Project:	ADB1203	Activity Database Version 1203		
Department:				
Room:	B0405	Multi-bed room: 4 beds		
Room Number:			**Revision Date:**	03/10/2011

Walls:	
Floor:	
Ceiling:	
Doorsets:	Three sets of doors: 1 x 1500 mm, one & a half leaf, half glazed, obscurable; bed access. 1 x 1300 mm leaf and half with occupancy indicator (minimum, preferably 1500 mm). 1 x 1000 mm single leaf with occupancy indicator.
Windows:	Clear, solar control, privacy control.
Internal Glazing:	N/A or clear, privacy control.
Hatch:	N/A
Notes:	Finishes to comply with Performance Requirements for Building Elements Used in Healthcare Facilities 8941:0.6 England; Element 1: Floor finishes and skirtings; Element 2: Walls/Partitions; Element 3: Ceilings; Element 4: Sanitary assemblies All finishes to be selected using the "Selection Procedure for Finishes" included in 8941:06: England All finishes selected must have an appropriate risk assessment to accompany the design decision. Infection Control must be consulted as described in Performance Requirements for Building Elements Used in Healthcare Facilities 8941:0.6 England

ADB	Schedule of Components by Room	B0405

Project: ADB1203 Activity Database Version 1203
Department:
Room: B0405 Multi-bed room: 4 beds
Room Number: **Revision Date:** 03/10/2011

Quantity			Code	Description	Alt. Code	Grp
New	Trans	Total				
1		1	DOR100	Doorset, 1000mm, left hand		
1		1	DOR131	Doorset, 1300mm, right hand		
1		1	DOR157	Doorset, 1500mm, right hand, half glazed		
2		2	PAN307	SANITARY BACK-PANEL: IPS type; 700W		
2		2	BAS101	BASIN, medium, hospital pattern, vitreous china, no tap holes, no overflow, integral back outlet, 500W 400D.		1
4		4	BED025	MEDICAL SUPPLY UNIT, may include socket and parking bracket/clip for patient handset and bedside light controls		1
4		4	BED040	BED HEAD BUFFER/DOCKING device, bed and wall protection, horizontal, wall mounted, (internal clearance 1000-1400)		1
4		4	CAL007	PULL/PUSH BUTTON, staff emergency call, reset and integral/adjacent indicator lamp		1
1		1	CAL034	LAMP, repeat call, patient/staff or staff emergency or cardiac call		1
4		4	LIG005	LUMINAIRE, bedhead, dimmable, patient reading and general nursing care/examination		1
4		4	OUT002	OUTLET cable, 13 amp		1
1		1	OUT005	SOCKET outlet, switched, 13 amp, single		1
20		20	OUT010	SOCKET outlet, switched, 13 amp, twin		1
2		2	OUT049	CONNECTION UNIT, switched, 13 amp, flex outlet		1
4		4	OUT121	SOCKET outlet, computer data, single		1
9		9	OUT133	SOCKET outlet, computer data, double		1
4		4	OUT453	OUTLET, 4 kPa compressed air, medical		1
4		4	OUT470	OUTLET, oxygen, medical		1
4		4	OUT475	OUTLET, vacuum, medical		1
8		8	RAI130	RAIL, clinical equipment, wall mounted, 600mm		1
1		1	SWC025	SWITCH, light		1
2		2	TAP892	TAP, bib, 2x8 mm thermostatic mixer, automatic action, sensor operated, non-touch,		1
1		1	TRA167	TRACK, curtain, two sided, L-shape, handed version, 3600W 3200L		1
1		1	TRA168	TRACK, curtain, two sided, L-shape, 3600W 3200L		1
1		1	TRA169	TRACK, curtain, two sided, L-shape, 3600W extended x 3200L		1
1		1	TRA175	TRACK, curtain, one sided, 3600L extended		1
2		2	WAS107	TRAP, bottle, 1.1/4 in, plastic resealing.		1
4		4	BRA003	BRACKET, holder, suction unit, wall mounted		2
2		2	DIS011	DISPENSER, barrier cream, disposable single cartridge, wall mounted		2
2		2	DIS013	DISPENSER, paper towel, wall mounted		2
1		1	DIS026	DISPENSER, Medical hand sanitizer, lever action, wall mounted		2
2		2	DIS030	DISPENSER, soap, disposable single cartridge, lever action, wall mounted		2
2		2	DIS438	DISPENSER, disposable gloves set of 3 and disposable apron, wall mounted		2

ADB	Schedule of Components by Room	B0405

Project: ADB1203 Activity Database Version 1203
Department:
Room: B0405 Multi-bed room: 4 beds
Room Number: **Revision Date:** 03/10/2011

Quantity			Code	Description	Alt. Code	Grp
New	Trans	Total				
4		4	ECS015	ENTERTAINMENT/COMMUNICATION SYSTEM, bedside, adjustable arm. May include socket for patient handset.		2
8		8	HOO019	HOOK, single, small, wall mounted		2
4		4	BED015	BED variable height, two-way tilt, adjustable backrest and knee-break, built-in bed extension with mattress retainer, electrically operated, on castors, 380-780H 2260/2430L 1010W		3
4		4	CHA307	CHAIR, easy, high back, with open arms, upholstered, wipeable		3
8		8	CHA317	CHAIR, upright, upholstered, stacking, wipeable		3
3		3	HOL006	HOLDER, sack, with lid foot operated, medium, freestanding, 875H 430W 385D		3
4		4	MAT008	MATTRESS, suitable for BED015		3
1		1	SMT007	TROLLEY, modular storage, single enclosed frame, including worktop, with lockable door, with up to 5 sets of runners for 600 facing inserts, 900H 660W 500D		3
4		4	TAB073	TABLE, overbed, cantilevered		3
4		4	WAR021	ROBE-LOCKER combined, with lockable section/drawer, towel rail at rear, on castors, 1430H 610W 530D		3

From: Colin Grindlay [redacted] on behalf of Colin Grindlay
Sent: 15 June 2017 18:18
To: GRAHAM COUPE
Subject: MPX-GC-018621: Fwd: Bedroom Ventilation ACNXREF<09jdo77xHA10FwzShIJJSB>

You have received a new **General Correspondence: MPX-GC-018621**

Project: RHSC & DCN
Type: General Correspondence
Mail Number: MPX-GC-018621
To: Mr Wallace Weir, HCP Social Infractructure (UK) Limited
Mr David Martin, R.A.M. Asset Management Limited
Cc: **Mr Graham Coupe, Multiplex Construction Europe**
Mr Ken Hall, Multiplex Construction Europe
Mr Stuart Jackson, Multiplex Construction Europe
Mr George McLatchie, Multiplex Construction Europe
Mr Darren Pike, Multiplex Construction Europe
Mr Stewart McKechnie, Wallace Whittle
Mr Brian Rutherford, Wallace Whittle
From: C Grindlay, Multiplex Construction Europe
Sent: 15/06/2017 6:17:35 PM BST (GMT +01:00)
Status: N/A
Subject: **Fwd: Bedroom Ventilation**

David,

Please see response to R.A.M-GC-000280 as requested.

Multi-Bed:
Please refer to attached RDS's contained within the PA & Building Contract 'Schedule Part 6 Section 6 Room Data Sheets', in particular Page 70 Revision 18/09/2014 (Multi-Bed: 4 Beds - G-A2-054 for example) clearly states 'positive pressure relative to the adjoining space'.

In addition, attached and contained within the PA & Building Contract 'Schedule Part 6 Section 6 Environmental Matrix' further clarifies and confirms 'relative pressure of 'positive to ensuite'.

The ADB (B0405) RDS referred to in mail MM-GC-002926: Re: Bedroom Ventilation (dated: 03/10/11) is not recognised and irrelevant to the project agreement.

We therefore conclude our design fully compliant with the PA & Building Contract.

Single Bed:
As an agreed design solution for single bedrooms and noted below the Board will receive PCo's Change for deviation of air change rates as recommended per SHTM 03-01.

Regards,

Colin

From: D Martin
Sent: 05/06/2017 12:43:37 PM BST (GMT +01:00)
To: Ken Hall
Mail Number: R.A.M-GC-000280
Subject: Fwd: Bedroom Ventilation

Ken
FYI and review / response.
For some reason KK left you off the distribution list.
Can we please discuss when you have time .
Thanks
David.

From: K Kolodziejczyk
Sent: 05/06/2017 11:55:02 AM BST (GMT +01:00)
To: David Martin
Cc: Georgia Villaflor, Wallace Weir, Kelly Bain, Graeme Greer, Kamil Kolodziejczyk, Glenn Collins, Graham Coupe, Colin Grindlay, Stuart Jackson, Darren Pike, Brian Currie
Mail Number: MM-GC-002926
Subject: Re: Bedroom Ventilation

David,
As previously described under MM-GC-002408, the Board does not believe these updates to the environmental conditions constitutes a Board Change. Without these updates, PCo's design was not compliant with BCRs and relevant guidance, and also from a patient safety perspective, was not acceptable to the Board.
In relation to point 1 & 2 below, as per Schedule Part 8 (Review Procedure) of the Project Agreement, please note that the RDD review doesn't remove PCo's obligation under the Project Agreement, and the Board did not receive a derogation/change from PCo for an alternative design.
In terms of point 3, the WW design report states that current ventilation design for single room and general ward areas are fully compliant with SHTM 03-01, please note however that this is incorrect. PCo proposed air change rates do not align (as stated in the report) with SHTM recommendations hence, without PCo change, the design as it stands is not compliant. The Board expects to receive PCo's Change for deviation of air change rates as recommended per SHTM 03-01.
Additionally, the Board notes that PCo used wrong design criteria for the multi bed rooms. As explained by the Board at the meeting on Monday 23 January, a "ward" constitutes the total bed complement of a designated area. Multi-bed rooms are much smaller sections within a ward that allow patients to be nursed as a small group. Within Children's Services these areas are important for the purposes of clinical safety as they allow cohorting of patients who require enhanced level of nursing observation/support either because they have the same type of infection, or are at similar stages of acute post operative recovery. Additionally, these rooms aid the normal socialisation and development of young children. Similarly, within DCN multi-bed rooms within the ward are used to cohort patients requiring enhanced levels of nursing/monitoring that is more difficult to achieve within single room environment.
Please note that Table A1 is a summary extract from the Activity Database (ADB) and as stated in the SHTM, PCo should refer to the full ADB Sheets for further details relating to multibed rooms. Please find attached, for your information, the design criteria for multibed areas.

Regards
Kamil

From: D Martin
Sent: 23/05/2017 11:06:06 AM BST (GMT +01:00)
To: Kelly Bain
Cc: Georgia Villaflor, Wallace Weir, Graeme Greer, Kamil Kolodziejczyk, Glenn Collins, Graham Coupe, Colin Grindlay, Stuart Jackson, Darren Pike, Brian Currie
Mail Number: R.A.M-GC-000278
Subject: Bedroom Ventilation

Kelly

Please find attached the updated ventilation drawings and associated narrative which accommodates the Boards request to have the 4 bedded ward at a negative or balanced pressure.
Our opinion is that this amendment to the environmental conditions and operation of these rooms constitutes a change for the reasons noted below.
1.0 Environmental matrix was signed off as status B with the noted design parameters that the current ventilation design represents - as per MM-GC-001398.
2.0 Full RDD ventilation zonal design pack and workshops have been through RDD and signed off.
3.0 Copy of WW design document outlining compliance with the SHTMs is attached.
We anticipate that the costs of this Change will be in the Medium Value category.
We look forward to the Board's, positive response to this request.
Kind Regards
David
David Martin
for IHSL

File Attachments
Attachments are larger than the current Aconex system limit of 10MB for external email - or **view this Mail on Aconex** to retrieve them
WW-XX-XX-DC-001.pdf
HLM-SZ-SL-RD-400-001 Room Data Sheets.pdf

This is an automatic notification from **Aconex** .
To reply to this message, **hit the Reply button on your email program or view this Mail on Aconex. Do not edit the subject line.**

Aconex
Project success. Easy as Aconex.

This email is automatically generated by Aconex.
If you would like to turn off email messages, log into Aconex and edit your "Notifications" user preferences.

If you need assistance please contact our helpdesk at the following numbers :
UK: [redacted]
Int: [redacted]

Regards,
The Aconex Team

This email and any attachments are confidential, subject to copyright and may be privileged. No confidentiality or privilege is lost by an erroneous transmission. If you have received this email in error, please let us know by reply email and delete or destroy this email and all copies. If you are not the intended recipient of this email you must not disseminate, copy or use the information in it.

From: Mr David Martin - R.A.M. Asset Management Limited [redacted] on behalf of Mr David Martin - R.A.M. Asset Management Limited
Sent: 19 June 2017 16:18
To: Mr Kamil Kolodziejczyk - Mott MacDonald Ltd (Head Office UK)
Cc: Mr Darren Pike - Multiplex Construction Europe; Mr Ken Hall - Multiplex Construction Europe; Mr Colin Grindlay - Multiplex Construction Europe; Mr Stuart Jackson - Multiplex Construction Europe; Graeme Greer - Mott MacDonald Ltd (Head Office UK); Mr Brian Currie - NHS Lothian; Mr Graham Coupe - Multiplex Construction Europe; Mr Wallace Weir - HCP Social Infractructure (UK) Limited; Mrs Kelly Bain - Mott MacDonald Ltd (Head Office UK)
Subject: Fwd: Bedroom Ventilation

Kamil
4 Bed bay Ventilation.
Please find below and attached a response from Multiplex to the queries raised in your Aconex of 05/06/17 . It appears evident that the referenced BCR documents give very specific design instructions / specifications regarding the pressure regime for the 4 bed bays . Consequently we still consider that the requirements for balanced pressure to be a Board Change and as such request a Change Request to be issued.
Regards
David

From: C Grindlay
Sent: 15/06/2017 6:17:35 PM BST (GMT +01:00)
To: Wallace Weir, David Martin
Cc: Graham Coupe, Ken Hall, Stuart Jackson, George McLatchie, Darren Pike, Stewart McKechnie, Brian Rutherford
Mail Number: MPX-GC-018621
Subject: Fwd: Bedroom Ventilation

David,

Please see response to R.A.M-GC-000280 as requested.

Multi-Bed:

Please refer to attached RDS's contained within the PA & Building Contract 'Schedule Part 6 Section 6 Room Data Sheets', in particular Page 70 Revision 18/09/2014 (Multi-Bed: 4 Beds - G-A2-054 for example) clearly states 'positive pressure relative to the adjoining space'.

In addition, attached and contained within the PA & Building Contract 'Schedule Part 6 Section 6 Environmental Matrix' further clarifies and confirms 'relative pressure of 'positive to ensuite'.

The ADB (B0405) RDS referred to in mail MM-GC-002926: Re: Bedroom Ventilation (dated: 03/10/11) is not recognised and irrelevant to the project agreement.

We therefore conclude our design fully compliant with the PA & Building Contract.

Single Bed:

As an agreed design solution for single bedrooms and noted below the Board will receive PCo's Change for deviation of air change rates as recommended per SHTM 03-01.

Regards,

Colin

From: D Martin
Sent: 05/06/2017 12:43:37 PM BST (GMT +01:00)
To: Ken Hall
Mail Number: R.A.M-GC-000280
Subject: Fwd: Bedroom Ventilation

Ken
FYI and review / response.
For some reason KK left you off the distribution list.
Can we please discuss when you have time .
Thanks
David.

From: K Kolodziejczyk
Sent: 05/06/2017 11:55:02 AM BST (GMT +01:00)
To: David Martin
Cc: Georgia Villaflor, Wallace Weir, Kelly Bain, Graeme Greer, Kamil Kolodziejczyk, Glenn Collins, Graham Coupe, Colin Grindlay, Stuart Jackson, Darren Pike, Brian Currie
Mail Number: MM-GC-002926
Subject: Re: Bedroom Ventilation

David,

As previously described under MM-GC-002408, the Board does not believe these updates to the environmental conditions constitutes a Board Change. Without these updates, PCo's design was not compliant with BCRs and relevant guidance, and also from a patient safety perspective, was not acceptable to the Board.

In relation to point 1 & 2 below, as per Schedule Part 8 (Review Procedure) of the Project Agreement, please note that the RDD review doesn't remove PCo's obligation under the Project Agreement, and the Board did not receive a derogation/change from PCo for an alternative design.

In terms of point 3, the WW design report states that current ventilation design for single room and general ward areas are fully compliant with SHTM 03-01, please note however that this is incorrect. PCo proposed air change rates do not align (as stated in the report) with SHTM recommendations hence, without PCo change, the design as

it stands is not compliant. The Board expects to receive PCo's Change for deviation of air change rates as recommended per SHTM 03-01.

Additionally, the Board notes that PCo used wrong design criteria for the multi bed rooms. As explained by the Board at the meeting on Monday 23 January, a "ward" constitutes the total bed complement of a designated area. Multi-bed rooms are much smaller sections within a ward that allow patients to be nursed as a small group. Within Children's Services these areas are important for the purposes of clinical safety as they allow cohorting of patients who require enhanced level of nursing observation/support either because they have the same type of infection, or are at similar stages of acute post operative recovery. Additionally, these rooms aid the normal socialisation and development of young children. Similarly, within DCN multi-bed rooms within the ward are used to cohort patients requiring enhanced levels of nursing/monitoring that is more difficult to achieve within single room environment.

Please note that Table A1 is a summary extract from the Activity Database (ADB) and as stated in the SHTM, PCo should refer to the full ADB Sheets for further details relating to multibed rooms. Please find attached, for your information, the design criteria for multibed areas.

Regards

Kamil

From: D Martin
Sent: 23/05/2017 11:06:06 AM BST (GMT +01:00)
To: Kelly Bain
Cc: Georgia Villaflor, Wallace Weir, Graeme Greer, Kamil Kolodziejczyk, Glenn Collins, Graham Coupe, Colin Grindlay, Stuart Jackson, Darren Pike, Brian Currie
Mail Number: R.A.M-GC-000278
Subject: Bedroom Ventilation

Kelly

Please find attached the updated ventilation drawings and associated narrative which accommodates the Boards request to have the 4 bedded ward at a negative or balanced pressure.

Our opinion is that this amendment to the environmental conditions and operation of these rooms constitutes a change for the reasons noted below.

1.0 Environmental matrix was signed off as status B with the noted design parameters that the current ventilation design represents - as per MM-GC-001398.

2.0 Full RDD ventilation zonal design pack and workshops have been through RDD and signed off.

3.0 Copy of WW design document outlining compliance with the SHTMs is attached.

We anticipate that the costs of this Change will be in the Medium Value category.

We look forward to the Board's, positive response to this request.

Kind Regards

David

David Martin

for IHSL

Royal Hospital for Sick Children and Department for Clinical Neurosciences - Edinburgh

RHSC / DCN RDS Environmental Matrix

Dept Code	Index
~	Cover
~	Guidance Notes
~	Room Function Reference Sheet
A1 - A4	Front Door - A&E / Assessment Ward
B1	Critical Care / HDU / Neonatal Surgery
C1- C5	RHSC In Patient Pathway / Ward Care
D1 - D10	RHSC Ambulatory Care
E1	Pod
F1	Child and Adolescent Mental Health
G2 - G3	Clinical Support
H1 - H3	Academic
I1 - I2	Facilities / Infrastructure Support Services
J1 - J2	Patient / Family Support
K1 - K2	Family Facilities
L1 - L2	DCN In Patient Pathway / Ward Care
M1- M4	DCN Support Space
N1	DCN Out Patient Departments
P1	Combined Theatres
Q1	Combined Radiology
R1 - R2	Office / Admin Support Services
S1 - S7	Combined Facilities / Infrastructure Support Services
T1	Plant
U1	Shelled Space

Rev	By	Description	Date

Environmental Matrix - Guidance Notes

1 This workbook is prepared for the Financial Close Stage as an easier reference tool to replace ADB RDS M&E Sheets for the Environmental Criteria elements as described on these sheets.

2 The services matrices are produced from the Schedule of Accommodation Sheets.

3 The design of the HVAC systems to the theatres shall be in accordance with SHTM 03-01.

4 Where radiant panels are indicated in any room in these matrices, detailed design development may remove the need for these without detriment to environmental temperature. This design development is dependant on actual room layout - i.e. whether a room is located adjacent to an external wall, ground bearing floor, roof surface or is internal.

5 Ventilation air change rates and the use of natural ventilation in Patient Areas shall be reviewed throughout the detail design process to ensure a maximum internal temperature of 25°C (dry bulb) is not exceeded during normal occupancy. This criteria shall also apply to cellular and open plan office spaces.

6 Maximum internal temperatures listed relate to normal occupancy and Summer Design Conditions ; External Summer Conditions for Cooling Plant Selection as per SHTM2025,Enthalpy 54kJ/kgda.26deg°Cdb,19deg°C wb. External Winter Conditions as per CIBSE Guide A Table A 2.2 for locality = - 6°C for Heat Losses, and as SHTM 2025 for locality = -10°C for AHU Ventilation Plant design.

7 Examination lamp notes where listed are provisional. Detailed requirements (fixed, mobile, illumination) will be detailed on C sheets as agreed from signed off 1:50 RDS, which shall take precedence over this schedule.

8 All lighting levels are derived from CIBSE Lighting Guide LG2.

9 Colour rendering refers to CIBSE Lighting Design Guide and will be applied throughout.

"80" : Normal
"90" - Enhanced to provide close as possible match to natural light for clinical purposes

10 Thermostatic Mixing Devices - SHTM 04-01 Guidance shall be employed for specific TRV Type versus listed Area/Activity.

11 Standby Lighting to be Grade A throughout .

12 The internal temperature in naturally or mechanically ventilated rooms shall not exceed the maximum temperature as listed on these Environmental Matrices provided external summer design criteria is not exceeded .

13 Local Radiant Panel PICV's shall have adjustable sensors.

14 Local Control BMS Temperature Sensors for ducted reheat zones and chilled water cassettes for hotspots shall be provided with local range adjustment to +/- 2°C of BMS Set Point. BMS set point shall be adjustable via operator/user dialogue through formal FM

15 **Typical bedroom** - Design Criteria - SHTM 03-01 Clause 2.11 - internal temperatures in patient areas should not exceed 28°C db for more than 50 hrs per year. Appendix 1 SHTM 03-01 gives 18°C to 28°C float range. NHSL however require that the maximum internal design temperature should not exceed 25°C for more than 50 hrs per year.

HDU bed areas - Design Criteria - HBN 57 gives specific guidance as well as SHTM 03-01 - Appendix 1 for air change rates - 10ac/hr Supply, 18°C to 25°C control range. (Capability shall be provided but not at the summer and winter external ambient design extremes against the internal maximum and minimum range conditions).

The department will be comfort cooled and controlled on a zonal basis.

Central AHU to be provided with blank section for future provision of humidification.

Post theatre recovery areas - Design Criteria - SHTM 03-01 - Appendix 1 for air change rates - 15ac/hr S&E , 18°C to 25°C control range.(Capability shall be provided but not at the summer and winter external ambient design extremes against the maximum and minimum range conditions).

Critical Care areas - Design Criteria - SHTM 03-01 - Appendix 1 for air change rates - 10ac/hr Supply , 18°C to 25°C control range.(Capability shall be provided but not at the summer and winter external ambient design extremes against the maximum and minimum range conditions). NHSL may require specific rooms to have a control range up to 28°C.

Central AHU to be provided with blank section for future provision of humidification.

16 **Corridor** ventilation may be either mechanical or where the opportunity exists natural. To be determined during detailed design with due regard to clinical functionality.

17 **Single Room WC** - SHTM 03-01 Appendix 1 suggests 3ac/hr extract air change rate only. We have applied 10ac/hr extract rate to provide a more robust rate of extract.

18 **Diagnostic Rooms** - (X Ray, CT Scanner, MRI Scanners, Gamma Camera) - air change rates listed at 8ac/hr. Actual air change rate must be derived through room heat gain analysis and actual equipment guidance.

19 **Operating Theatre Laminar Flow/UCV Requirements -** Refer to Operational Policy Documents for specific theatres which require Laminar Flow/UCV canopy style ventilation solution.

20 **Small workshop Areas -** Local Extract Ventilation (LEV) unit requirement to be determined from room equipment schedules.

21 **Note that Isolation Suite ventilation solutions for this project shall follow HBN 4 Supplement 1 Section 4 Item 4.8 Guidance i.e.**
A common departmental AHU shall be employed to provide supply air ventilation (and shall therefore employ duty & standby motors).
Isolation Rooms En Suite Extracts shall be provided with an independent Isolation Room toilet extract ventilation system.
Isolation Rooms En Suite Extracts shall be provided with either externally located 3 mtr high discharge stack in a safe location or with extract filters (H14) within a safe change housing outside the building on the suction side of the fan.
Heating & Cooling Isolation Suites shall be provided via the ventilation system.

22 **Retail Provision -** Service provisions listed are Infrastructure only for future fit-out by retailer. (Fire detection shall be provided to assist completion).

23 **Comfort Cooled Fresh Air -** Where noted as such on the matrices, this means as provided via departmental air handling plant via chilled water cooling coils.

24 **Body View Room** to be provided with ceiling cassette incorporating specialist refrigeration based cooling unit to reduce room temperature to 8°C minimum +/- 2°C. Room temperature will be achieved within two hours of plant operation.
This room will have dual function capabilty, normally at 28°C design max temperature and when required go to 8°C for storage and viewing of body.

25 Anti ligature rooms (5no. off) will be treated as sealed rooms with Supply at 6ac/hr and Extract to match to achieve a balanced pressure.

26 **Single Bedroom -** The design philosophy for ventilation is for a mixed mode operation where natural vent is encouraged which has benefits both physicological with users being partly in control, and from an energy stand point where mechanical vent loading is partly reduced (2/3rds). This strategy results in zero pressure differential regime within the room where supply and extract is balanced.

Room Function Reference Sheet.

The following table details reference templates which are used to populate cells within the environmental matrix. Refer to individual department sheets for individual room environmental conditions

Room Function	Temperature		Heating		Cooling Present	Cooling	Ventilation					Safety temperatures		Safety Notes	Lighting							Notes	Medical Location
	Design Max deg C	Design Min deg C	Type	Control		Type	Type	Supply ac/hr	Extract ac/hr	Relative Pressure	Min Filtration	Surface deg C	Water deg C		Normal lux	Night lux	Local lux	Standby Grade	Colour Rendering	Control	Plane		Group
Bathroom	28	18	Adjacent Space Transfer Air	None	No	None	Central Dirty Extract	0	10	Negative	None	43	41		200	n/a	None	A	80	Presence detection	Floor 0m	See Guidance Notes	n/a
Bedroom	25	20	Radiant Panels	Remote Sensor Adj.	Yes	Comfort Cooled Fresh Air	Central Supply Air	4	0	Balanced	G4	43	41		100	5	300	A	80	switch	Bed / Trolley 1.45m	See Guidance Notes	1
Cellular / Ward Offices	25	18	Radiant Panels	Remote Sensor Adj.	Yes	Comfort Cooled Fresh Air	Central Supply and Extract	4	3	Positive	G4	43	n/a		300	n/a	None	A	80	Switch	Desk 0.75 to 0.85m	See Guidance Notes	n/a
Changing Facilities	28	18	Radiant Panels	Remote Sensor Adj.	Yes	Comfort Cooled Fresh Air	Central Supply and Extract	5	4	Positive	G4	43	41		100	n/a	None	A	80	Presence detection	Floor 0m	See Guidance Notes	n/a
Circulation Areas	28	18	Radiant Panels	Remote Sensor Adj.	No	None	None	Refer to Guidance Notes	Refer to Guidance Notes		G4	43	41		200	n/a	None	A	80	presence detection	Floor 0m	See Guidance Notes	n/a
Circulation Areas - Entrance Lobby	28	Not Controlled	Warm Air Door Curtain	BMS Adjustable Sensor	No	None	None	0	0	Balanced	None	n/a	n/a		200	n/a	None	A	80	Presence detection	Floor 0m	See Guidance Notes	n/a
Classroom	25	18	Radiant Panels	Remote Sensor Adj.	Yes	Ceiling Cassette - Chilled Water	Central Supply and Extract	4	4	Balanced	G4	43	n/a		300	n/a	None	A	80	Switch	Desk 0.75 to 0.85m	See Guidance Notes	n/a
Common room/staff room/lounge	28	18	Radiant Panels	Remote Sensor Adj.	Yes	Comfort Cooled Fresh Air	Central Supply and Extract	6	8	Negative	G4	43	41		300	n/a	None	A	80	Switch	Floor 0m	See Guidance Notes	n/a
Consulting Room	28	18	Radiant Panels	Remote Sensor Adj.	Yes	Comfort Cooled Fresh Air	Central Supply and Extract	3	3	Balanced	G4	43	41		300	n/a	1000	A	80	Switch	Bed / Trolley 1.45m	See Guidance Notes	n/a
Clean Utility	28	18	Radiant Panels	Remote Sensor Adj.	Yes	Comfort Cooled Fresh Air	Central Supply Air	6	0	Positive	G4	43	41		150	n/a	None	A	80	Presence detection	General working plane 1m	See Guidance Notes	n/a
Dirty utility	28	18	Adjacent Space Transfer Air	None	No	None	Central Dirty Extract	0	6	Negative	None	43	60		200	n/a	None	A	80	Presence detection	Floor 0m	See Guidance Notes	n/a
Diagnostic room	25	18	Warm Air - Reheat Battery	BMS Adjustable Sensor	Yes	Comfort Cooled Fresh Air	Central Supply and Extract	8	8	Balanced	F7	43	41		300	n/a	1000	A	80	switch	General working plane 1m	See Guidance Notes	1
Eating/Drinking	28	18	Radiant Panels	Remote Sensor Adj.	Yes	Comfort Cooled Fresh Air	Central Supply and Extract	4	4	Balanced	G4	43	41		300	n/a	None	A	80	Switch	Floor 0m	See Guidance Notes	n/a
Ward Kitchen	28	18	Adjacent Space Transfer Air	None	Yes	Ceiling Cassette - Chilled Water	Central General Extract	0	6	Negative	G4	n/a	60		500	n/a	None	A	80	Switch	General working plane 1m	See Guidance Notes	n/a
Small Workshop	28	18	Radiant Panels	Remote Sensor Adj.	No	None	Central Supply and Extract	4	6	Negative	G4	43	41		300	n/a	None	A	80	Switch	Desk 0.75 to 0.85m	See Guidance Notes	n/a
IT equipment (comms server)	25	18	None	None	Yes	Ceiling Cassette - Chilled Water	Central General Extract	0	2	Negative	None	n/a	n/a		300	n/a	None	A	80	Switch	Floor 0m	See Guidance Notes	n/a
Kitchen (Commercial)	28	16	None	None	Yes	Comfort Cooled Fresh Air	Central Supply and Extract	DW172 Dependant	DW172 Dependant	Negative	G4	43	60		500	n/a	None	A	80	Switch	General working plane 1m	See Guidance Notes	n/a
Laboratory	28	18	Radiant Panels	Remote Sensor Adj.	Yes	Comfort Cooled Fresh Air	Central Supply and Extract	6	6	Balanced	F7	43	60		500	n/a	None	A	80	Switch	Desk 0.75 to 0.85m	See Guidance Notes	n/a
Laundry	28	18	Adjacent Space Transfer Air	None	No	Comfort Cooled Fresh Air	Central Supply and Extract	6	10	Negative	G4	43	60		300	n/a	None	A	80	Switch	Floor 0m	See Guidance Notes	n/a
Meeting Room	25	18	Radiant Panels	Remote Sensor Adj.	Yes	Ceiling Cassette - Chilled Water	Central Supply and Extract	4	4	Balanced	G4	43	n/a		300	n/a	None	A	80	Switch	Desk 0.75 to 0.85m	See Guidance Notes	n/a
Patient Accommodation Day	25	18	Radiant Panels	Remote Sensor Adj.	Yes	Comfort Cooled Fresh Air	Central Supply Air	4	0	Positive	G4	43	41		100	n/a	None	A	80	Switch	Bed / Trolley 1.45m	See Guidance Notes	n/a
Multi-bed Wards	25	18	Radiant Panels	Remote Sensor Adj.	Yes	Comfort Cooled Fresh Air	Central Supply Air	4	0	Positive	G4	43	41		100	5	300	A	80	switch	Bed / Trolley 1.45m	See Guidance Notes	n/a
Physiotherapy Studio	28	18	Radiant Panels	Remote Sensor Adj.	Yes	Comfort Cooled Fresh Air	Central Supply and Extract	5	6	Negative	G4	43	41		300	n/a	None	A	80	Switch / Dimmer	Floor 0m	See Guidance Notes	n/a
Body View	28	8	Radiant Panels	Remote Sensor Adj.	Yes	Ceiling Cassette - Specialist Cooling	Central Supply and Extract	4	6	Negative	G4	43	n/a		300	n/a	None	A	80	Switch	Floor 0m	See Guidance Notes	n/a
Reception	28	18	Radiant Panels	Remote Sensor Adj.	Yes	Comfort Cooled Fresh Air	Central Supply Air	3	0	Positive	G4	43	n/a		300	n/a	None	A	80	Switch	Desk 0.75 to 0.85m	See Guidance Notes	n/a

query

Room Function Reference Sheet.

The following table details reference templates which are used to populate cells within the environmental matrix. Refer to individual department sheets for individual room environmental conditions

Storage Area Med Gas	28	16	Adjacent Space Transfer Air	None	No	None	Natural ventilation	0	0	Balanced	None	n/a	n/a		200	n/a	None	A	80	Presence detection	Floor 0m	See Guidance Notes	n/a
Storage Area Equipment	28	16	Radiant Panels	Remote Sensor Adj.	No	None	Central General Extract	0	3	Negative	None	43	n/a		200	n/a	None	A	80	Presence detection	Floor 0m	See Guidance Notes	n/a
Tea Making	28	18	Adjacent Space Transfer Air	None	No	None	Central General Extract	0	5	Negative	None	43	41		200	n/a	None	A	80	Presence detection	Floor 0m	See Guidance Notes	n/a
Toilet	28	18	Adjacent Space Transfer Air	None	No	None	Central Dirty Extract	0	10	Negative	None	43	41		200	n/a	None	A	80	Presence detection	Floor 0m	See Guidance Notes	n/a
Waiting Room	28	18	Radiant Panels	Remote Sensor Adj.	Yes	Comfort Cooled Fresh Air	Central Supply and Extract	5	5	Balanced	G4	43	n/a		300	n/a	None	A	80	Switch	Floor 0m	See Guidance Notes	n/a
Treatment Room	28	18	Radiant Panels	Remote Sensor Adj.	Yes	Comfort Cooled Fresh Air	Central Supply Air	10	0	Positive	F7	43	41		500	n/a	1000	A	90	Switch	Bed / Trolley 1.45m	See Guidance Notes	n/a
Isolation Lobby	25	18	Warm Air - Reheat Battery	BMS Adjustable Sensor	Yes	Comfort Cooled Fresh Air	HBN4 Dependant	HBN4 Dependant	HBN4 Dependant		F7	43	n/a		200	n/a	None	A	80	Presence detection	Floor 0m	See Guidance Notes	n/a
Resusitation Bay	25	21	Radiant Panels	BMS Adjustable Sensor	Yes	Comfort Cooled Fresh Air	Central Supply and Extract	10	6	Positive	G4	43	41		500	n/a	1000	A	80	Switch	Bed / Trolley 1.45m	See Guidance Notes	n/a
Circulation Equipment Storage Bays	28	16	Adjacent Space Transfer Air	None	No	None	Central General Extract	0	3	Negative	None	43	n/a		200	n/a	None	A	80	Presence detection	Floor 0m	See Guidance Notes	n/a
Isolation Bedroom	25	21	Adjacent Space Transfer Air	BMS Adjustable Sensor	Yes	Comfort Cooled Fresh Air	HBN4 Dependant	HBN4 Dependant	HBN4 Dependant	Balanced	F7	43	41		100	5	300	A	80	Switch	Bed / Trolley 1.45m	See Guidance Notes	1
Operating Theatre Suite	25	18	Warm Air - Reheat Battery	BMS Adjustable Sensor	Yes	Comfort Cooled Fresh Air	In line with SHTM 03-01	In line with SHTM 03-01	In line with SHTM 03-01		F7	43	n/a		500	n/a	10,000 - 100,000	A	80	Switch	Bed / Trolley 1.45m	See Guidance Notes	n/a
Disposal Hold	28	18	Adjacent Space Transfer Air	None	No	None	Central Dirty Extract	0	6	Negative	None	43	n/a		100	n/a	None	A	90	Presence detection	Floor 0m	See Guidance Notes	n/a
DSR	28	18	Adjacent Space Transfer Air	None	No	None	Central Dirty Extract	0	6	Negative	None	43	n/a		100	n/a	None	A	90	Presence detection	Floor 0m	See Guidance Notes	n/a
Resus Trolley bay	25	18	Radiant Panels	Remote Sensor Adj.	Yes	Comfort Cooled Fresh Air	Central Supply Air	0	0	Balanced	None	43	n/a		500	n/a	None	A	90	Switch	Bed / Trolley 1.45m	See Guidance Notes	n/a
Baby Feeding Room / Nappy Change	25	18	Adjacent Space Transfer Air	None	No	None	Central Dirty Extract	0	10	Negative	None	43	41		100	n/a	None	A	80	Presence detection	Floor 0m	See Guidance Notes	n/a
Relatives Overnight Stay	25	20	Radiant Panels	Remote Sensor Adj.	Yes	Comfort Cooled Fresh Air	Central Supply and Extract	4	0	Positive	G4	43	41		100	n/a	None	A	80	Switch	Bed / Trolley 1.45m	See Guidance Notes	n/a
Pantry	28	18	Radiant Panels	Remote Sensor Adj.	Yes	Comfort Cooled Fresh Air	Central Supply and Extract	6	8	Negative	G4	43	41		300	n/a	None	A	80	Switch	Floor 0m	See Guidance Notes	n/a
Linen Bay	28	16	Adjacent Space Transfer Air	None	No	None	Central Supply and Extract	0	3	Negative	None	43	n/a		200	n/a	None	A	80	Presence detection	Floor 0m	See Guidance Notes	n/a
Multi Disciplinary Work Areas	25	18	Radiant Panels	Remote Sensor Adj.	Yes	Comfort Cooled Fresh Air	Central Supply and Extract	6	4	Positive	G4	43	n/a		300	n/a	1000	A	80	Switch	Desk 0.75 to 0.85m	See Guidance Notes	n/a
Open Plan Office	25	18	Radiant Panels	Remote Sensor Adj.	Yes	Comfort Cooled Fresh Air	Central Supply and Extract	6	4	Positive	G4	43	n/a		300	n/a	None	A	80	Switch	Desk 0.75 to 0.85m	See Guidance Notes	n/a
Equipment Decontamination	28	18	Radiant Panels	Remote Sensor Adj.	Yes	Comfort Cooled Fresh Air	Central Supply Air	6	0	Positive	G4	43	41		200	n/a	None	A	80	Presence detection	General working plane 1m	See Guidance Notes	n/a
Circulation Phone Both	28	18	Radiant Panels	Remote Sensor Adj.	No	None	Central Supply and Extract	0	0	Balanced	G4	43	41		200	n/a	None	A	80	Presence detection	Floor 0m	See Guidance Notes	n/a
Recovery Bay / Recovery Room	28	20	Radiant Panels	Remote Sensor Adj.	Yes	Comfort Cooled Fresh Air	Central Supply and Extract	15	15	Balanced	G4	43	41		500	n/a	1000	A	80	switch	Bed / Trolley 1.45m	See Guidance Notes	n/a
IPS Room	Manufacturer Dependant	Manufacturer Dependant	Adjacent Space Transfer Air	None	No	None	None	0	3	Negative	None	43	n/a		200	Not Applicable	None	A	80	Switch	Floor 0m	See Guidance Notes	n/a

RHSC / DCN Environmental Matrix

Dept	Dept	Room Name	Qty		Room Function	ADB Code	Temp (max)	Temp (min)	Heating Type	Heating Control	Cooling (present)	Cooling (type)	Ventilation (type)	Supply (ac/hr)	Extract (ac/hr)	Relative pressure	Min filtration	Surface temp	Water temp	Safety Notes	Normal lux	Night lux	Local lux	Standby grade	Colour render	Control	Plane		Medical Location
					Bathroom		28	20	Adjacent Space Transfer Air	None	No	None	Central Dirty Extract	0	10	Negative	None	43	41		200	n/a	None	A	80	Presence detection	Floor 0m	See Guidance Notes	n/a
					Bedroom		25	18	Radiant Panels	Remote Sensor Adj.	Yes	Comfort Cooled Fresh Air	Natural & Central Supply Air	4	via ensuite	Balanced	G4	43	41		100	5	300	A	80	Switch / Dimmer	Bed / Trolley 1.45m	See Guidance Notes	1
					Cellular / Ward Offices		25	18	Radiant Panels	Remote Sensor Adj.	Yes	Comfort Cooled Fresh Air	Central Supply and Extract	4	4	Balanced	G4	43	n/a		300	n/a	None	A	80	Switch	Desk 0.75 to 0.85m	See Guidance Notes	n/a
					Changing Facilities		28	18	Radiant Panels	Remote Sensor Adj.	Yes	Comfort Cooled Fresh Air	Central Supply and Extract	6	10	positive to wc	G4	43	41		100	n/a	None	A	80	Presence detection	Floor 0m	See Guidance Notes	n/a
					Circulation Areas		28	18	underfloor heating / none to suit location	BMS Adjustable Sensor	No	None	Central Supply and Extract or to suit location	to suit location	to suit location	Balanced	G4	43	41		200	n/a	None	A	80	presence detection	Floor 0m	See Guidance Notes	n/a
					Circulation Areas - Entrance Lobby		28	Not Controlled	Warm Air Door Curtain	BMS Adjustable Sensor	No	None	None	0	0	Balanced	None	n/a	n/a		200	n/a	None	A	80	Presence detection	Floor 0m	See Guidance Notes	n/a
					Classroom		25	18	Radiant Panels	Remote Sensor Adj.	Yes	Ceiling Cassette - Chilled Water	Central Supply and Extract	10 l/s per person	10 l/s per person	Balanced	G4	43	41		300	n/a	None	A	80	Switch	Desk 0.75 to 0.85m	See Guidance Notes	n/a
					Common room/staff room/lounge		28	18	Radiant Panels	Remote Sensor Adj.	Yes	Comfort Cooled Fresh Air	Central Supply and Extract	6	8	Negative	G4	43	41		300	n/a	None	A	80	Switch	Floor 0m	See Guidance Notes	n/a
					Consulting Room		28	18	Radiant Panels	Remote Sensor Adj.	Yes	Comfort Cooled Fresh Air	Central Supply and Extract	3	3	Balanced	G4	43	41		300	n/a	1000	A	80	Switch	Bed / Trolley 1.45m	See Guidance Notes	1
					Clean Utility		28	18	Radiant Panels	Remote Sensor Adj.	Yes	Comfort Cooled Fresh Air	Central Supply Air	6	0	Positive	G4	43	41		150	n/a	None	A	80	Presence detection	General working plane 1m	See Guidance Notes	n/a
					Dirty utility		28	18	Adjacent Space Transfer Air	None	No	None	Central Dirty Extract	0	6	Negative	None	43	41		200	n/a	None	A	80	Presence detection	Floor 0m	See Guidance Notes	n/a
					Diagnostic room		25	18	Warm Air - Reheat Battery	BMS Adjustable Sensor	Yes	Comfort Cooled	Central Supply and Extract	to suit location	to suit location	Balanced	F7	43	41		300	n/a	1000	A	80	Switch / Dimmer	General working plane 1m	See Guidance Notes	1
					Eating/Drinking		28	18	Radiant Panels	Remote Sensor Adj.	Yes	Comfort Cooled Fresh Air	Central Supply and Extract	10 l/s per person	10 l/s per person	Balanced	G4	43	41		300	n/a	None	A	80	Switch	Floor 0m	See Guidance Notes	n/a
					Ward Kitchen		28	18	Adjacent Space Transfer Air	None	Yes	Ceiling Cassette - Chilled Water	Central General Extract	0	6	Negative	G4	n/a	60		500	n/a	None	A	80	Switch	General working plane 1m	See Guidance Notes	n/a
					Small Workshop		28	18	Radiant Panels	Remote Sensor Adj.	Yes	Comfort Cooled Fresh Air	Central Supply and Extract	4	6	Negative	G4	43	41		300	n/a	None	A	80	Switch	Desk 0.75 to 0.85m	See Guidance Notes	n/a
					IT equipment (comms server)		25	18	None	None	Yes	Ceiling Cassette - Chilled Water	Central General Extract	0	2	Negative	None	n/a	n/a		300	n/a	None	A	80	Switch	Floor 0m	See Guidance Notes	n/a
					Kitchen (Commercial)		28	16	None	None	Yes	Ceiling Cassette - Chilled Water	Central Supply and Extract	DW172 Dependant	DW172 Dependant	Negative	G4	43	60		500	n/a	None	A	80	Switch	General working plane 1m	See Guidance Notes	n/a
					Laboratory		25	18	Radiant Panels	Remote Sensor Adj.	Yes	Ceiling Cassette - Chilled Water	Central Supply and Extract	6	6	Balanced	F7	43	60		500	n/a	None	A	80	Switch	Desk 0.75 to 0.85m	See Guidance Notes	n/a
					Laundry		28	18	Adjacent Space Transfer Air	None	Yes	Comfort Cooled Fresh Air	Central Supply and Extract	6	10	Negative	G4	43	60		300	n/a	None	A	80	Switch	Floor 0m	See Guidance Notes	n/a
					Meeting Room		25	18	Radiant Panels	Remote Sensor Adj.	Yes	Ceiling Cassette - Chilled Water	Central Supply and Extract	10 l/s per person	10 l/s per person	Balanced	G4	43	n/a		300	n/a	None	A	80	Switch	Desk 0.75 to 0.85m	See Guidance Notes	n/a
					Patient Accommodation Day		25	18	Radiant Panels	Remote Sensor Adj.	Yes	Comfort Cooled Fresh Air	Central Supply Air	4	4	Balanced	G4	43	41		100	n/a	None	A	80	Switch	Bed / Trolley 1.45m	See Guidance Notes	n/a
					Multi-bed Wards		25	18	Radiant Panels	Remote Sensor Adj.	Yes	Comfort Cooled Fresh Air	Natural and Central Supply Air	4	via ensuite	positive to ensuite	G4	43	41		100	5	300	A	80	switch / dimmer	Bed / Trolley 1.45m	See Guidance Notes	n/a
					Physiotherapy Studio		28	18	Radiant Panels	Remote Sensor Adj.	Yes	Comfort Cooled Fresh Air	Central Supply and Extract	5	6	Negative	G4	43	41		300	n/a	None	A	80	Switch / Dimmer	Floor 0m	See Guidance Notes	n/a
					Body View		28	8	Radiant Panels	Remote Sensor Adj.	Yes	Ceiling Cassette - Specialist Cooling	Central Supply and Extract	4	6	Negative	G4	43	n/a		300	n/a	None	A	80	Switch / Dimmer	Floor 0m	See Guidance Notes	n/a
					Reception		28	18	Radiant Panels	Remote Sensor Adj.	Yes	Comfort Cooled Fresh Air	Central Supply Air	4	4	Balanced	G4	43	n/a		300	n/a	None	A	80	Switch	Desk 0.75 to 0.85m	See Guidance Notes	n/a
					Storage Area Med Gas		28	16	Frost protection	Room Thermostat	No	None	Natural ventilation	0	0	n/a	None	n/a	n/a		200	n/a	None	A	80	Presence detection	Floor 0m	See Guidance Notes	n/a
					Storage Area Equipment		28	16	Radiant Panels	Remote Sensor Adj.	No	None	Central General Extract	0	3	Negative	None	43	n/a		200	n/a	None	A	80	Presence detection	Floor 0m	See Guidance Notes	n/a
					Tea Making		28	18	Adjacent Space Transfer Air	None	No	None	Central General Extract	0	5	Negative	None	43	41		200	n/a	None	A	80	Presence detection	Floor 0m	See Guidance Notes	n/a
					Toilet		28	18	Adjacent Space Transfer Air	None	No	None	Central Dirty Extract	0	10	Negative	None	43	41		200	n/a	None	A	80	Presence detection	Floor 0m	See Guidance Notes	n/a
					Waiting Room		28	18	Radiant Panels	Remote Sensor Adj.	Yes	Comfort Cooled Fresh Air	Central Supply and Extract	5	5	Balanced	G4	43	n/a		300	n/a	None	A	80	Switch	Floor 0m	See Guidance Notes	n/a
					Treatment Room		28	18	Radiant Panels	Remote Sensor Adj.	Yes	Comfort Cooled Fresh Air	Central Supply Air	10	0	Positive	F7	43	41		500	n/a	1000	A	90	Switch	Bed / Trolley 1.45m	See Guidance Notes	n/a
					Isolation Lobby		25	18	Warm Air - Reheat Battery	Local / BMS Adjustable Sensor	Yes	Comfort Cooled Fresh Air	Central Supply	69	0	Positive	F7	43	n/a		200	n/a	None	A	80	Presence detection	Floor 0m	See Guidance Notes	n/a
					Resusitation Bay		25	21	Radiant Panels	Remote Sensor Adj.	Yes	Comfort Cooled Fresh Air	Central Supply and Extract	10	6	Positive	G4	43	41		500	n/a	1000	A	80	Switch	Bed / Trolley 1.45m	See Guidance Notes	n/a
					Circulation Equipment Storage Bays		28	16	Adjacent Space Transfer Air	None	No	None	Central General Extract	0	3	Negative	None	43	n/a		200	n/a	None	A	80	Presence detection	Floor 0m	See Guidance Notes	n/a
					Isolation Bedroom		25	21	Adjacent Space Transfer Air	BMS Adjustable Sensor	Yes	Comfort Cooled Fresh Air	Supply via lobby	10	0	Balanced	F7	43	41		100	5	300	A	80	Switch / Dimmer	Bed / Trolley 1.45m	See Guidance Notes	1
					Operating Theatre Suite		25	18	warm air via AHU Battery	Local / BMS Adjustable Sensor	Yes	Comfort Cooled Fresh Air	Central Supply and Extract	In line with SHTM 03-01	In line with SHTM 03-01		F7	43	41		500	n/a	10,000 - 100,000	A	80	Switch	Bed / Trolley 1.45m	See Guidance Notes	n/a
					Disposal Hold		28	18	Adjacent Space Transfer Air	None	No	None	Central Dirty Extract	0	10	Negative	None	43	n/a		100	n/a	None	A	90	Presence detection	Floor 0m	See Guidance Notes	n/a
					DSR		28	18	Adjacent Space Transfer Air	None	No	None	Central Dirty Extract	0	6	Negative	None	43	60		100	n/a	None	A	90	Presence detection	Floor 0m	See Guidance Notes	n/a
					Resus Trolley bay		28	18	Adjacent Space Transfer Air	None	No	None	None	0	0	n/a	None	43	n/a		500	n/a	None	A	90	Switch	Bed / Trolley 1.45m	See Guidance Notes	n/a
					Baby Feeding		25	18	Radiant Panels	Remote Sensor Adj.	No	None	Central Supply Air	5	0	Positive	G4	43	41		100	n/a	None	A	80	Presence detection	Floor 0m	See Guidance Notes	n/a
					Nappy Change		25	18	Radiant Panels	Remote Sensor Adj.	No	None	Central Dirty Extract	0	10	Negative	None	43	41		100	n/a	None	A	80	Presence detection	Floor 0m	See Guidance Notes	n/a
					Relatives Overnight Stay		28	20	Radiant Panels	Remote Sensor Adj.	Yes	Comfort Cooled Fresh Air	Central Supply and Extract	4	0	Positive	G4	43	41		100	n/a	None	A	80	Switch	Bed / Trolley 1.45m	See Guidance Notes	n/a
					Pantry		28	18	Radiant Panels	Remote Sensor Adj.	Yes	Comfort Cooled Fresh Air	Central Supply and Extract	6	8	Negative	G4	43	41		300	n/a	None	A	80	Switch	Floor 0m	See Guidance Notes	n/a
					Linen Bay		28	16	Adjacent Space Transfer Air	None	No	None	Central Extract	0	3	Negative	None	43	n/a		200	n/a	None	A	80	Presence detection	Floor 0m	See Guidance Notes	n/a
					Multi Disciplinary Work Areas		25	18	Radiant Panels	Remote Sensor Adj.	Yes	Comfort Cooled Fresh Air	Central Supply and Extract	4	4	Balanced	G4	43	n/a		300	n/a	1000	A	80	Switch	Desk 0.75 to 0.85m	See Guidance Notes	n/a
					Open Plan Office		25	18	Radiant Panels	Remote Sensor Adj.	Yes	Comfort Cooled Fresh Air	Central Supply and Extract	4	4	Balanced	G4	43	n/a		300	n/a	None	A	80	Switch	Desk 0.75 to 0.85m	See Guidance Notes	n/a
					Equipment Decontamination		28	18	Radiant Panels	Remote Sensor Adj.	Yes	Comfort Cooled Fresh Air	Central Supply and Extract	7	10	Negative	G4	43	41		200	n/a	None	A	80	Presence detection	General working plane 1m	See Guidance Notes	n/a
					Circulation Phone Booth		28	18	Radiant Panels	Remote Sensor Adj.	No	None	n/a	0	0	n/a	n/a	n/a	n/a		200	n/a	None	A	80	Presence detection	Floor 0m	See Guidance Notes	n/a
					Recovery Bay / Recovery Room		28	20	Radiant Panels	Remote Sensor Adj.	Yes	Comfort Cooled Fresh Air	Central Supply and Extract	15	15	Balanced	G4	43	41		500	n/a	1000	A	80	Switch / Dimmer	Bed / Trolley 1.45m	See Guidance Notes	n/a
					Staff Base		28	18	Radiant Panels	Remote Sensor Adj.	No	None	Central Supply and Extract	10l/s/per person	10l/s/per person	Balanced	G4	n/a	n/a		200/300	n/a	None	A	80	Switch / Dimmer	Desk 0.75 to 0.85m	See Guidance Notes	n/a

Dept	Dept	Room Name	Qty		Room Function	ADB Code	Temp (max)	Temp (min)	Heating Type	Heating Control	Cooling (present)	Cooling (type)	Ventilation (type)	Supply (ac/hr)	Extract (ac/hr)	Relative pressure	Min filtration	Surface temp	Water temp	Safety Notes	Normal lux	Night lux	Local lux	Standby grade	Colour render	Control	Plane		Medical Location
		Main Entrance Draught Lobby	2	10.0	Circulation Areas - Entrance Lobby	G0800-01	28	Not Controlled	Warm Air Door Curtain	BMS Adjustable Sensor	No	None	None	0	0	Balanced	None	n/a	n/a		200	n/a	None	A	80	Presence detection	Floor 0m	See Guidance Notes	n/a
		Parking Bay: 6 wheelchairs	1	4.0	Circulation Equipment Storage Bays	G0180-02	28	16	Adjacent Space Transfer Air	None	No	None	Central General Extract	0	3	Negative	None	43	n/a		200	n/a	None	A	80	Presence detection	Floor 0m	See Guidance Notes	n/a
		Parking Bay: 3 accident trolleys & 3 wheelchairs	1	12.0	Circulation Equipment Storage Bays	G0180-02	28	16	Adjacent Space Transfer Air	None	No	None	Central General Extract	0	3	Negative	None	43	n/a		200	n/a	None	A	80	Presence detection	Floor 0m	See Guidance Notes	n/a
		Reception:2 staff	1	16.0	Reception	J0132-01	28	18	Radiant Panels	Remote Sensor Adj.	Yes	Comfort Cooled Fresh Air	Central Supply Air	4	4	Balanced	G4	43	n/a		300	n/a	None	A	80	Switch	Desk 0.75 to 0.85m	See Guidance Notes	n/a
		Waiting Area inc Play Area	1	63.0	Waiting Room	J0132-02	28	18	Radiant Panels	Remote Sensor Adj.	Yes	Comfort Cooled Fresh Air	Central Supply and Extract	5	5	Balanced	G4	43	n/a		300	n/a	None	A	80	Switch	Floor 0m	See Guidance Notes	n/a
		WC - Wheelchair accessible	2	4.5	Toilet	V0922	28	18	Adjacent Space Transfer Air	None	No	None	Central Dirty Extract	0	10	Negative	None	43	41		200	n/a	None	A	80	Presence detection	Floor 0m	See Guidance Notes	n/a

RHSC / DCN Environmental Matrix

Dept	Dept	Room Name	Qty		Room Function	ADB Code	Temp (max)	Temp (min)	Heating Type	Heating Control	Cooling (present)	Cooling (type)	Ventilation (type)	Supply (ac/hr)	Extract (ac/hr)	Relative pressure	Min filtration	Surface temp	Water temp	Safety Notes	Normal lux	Night lux	Local lux	Standby grade	Colour render	Control	Plane	Medical Location	
A1	Emergency Department	Nappy Change	1	4.0	Toilet	V1131	28	18	Adjacent Space Transfer Air	None	No	None	Central Dirty Extract	0	10	Negative	None	43	41		200	n/a	None	A	80	Presence detection	Floor 0m	See Guidance Notes	n/a
		Baby Infant / Feeding Room	1	4.0	baby Feeding	S0012	25	18	Radiant Panels	Remote Sensor Adj.	No	None	Central Supply Air	5	0	Positive	G4	43	41		100	n/a	None	A	80	Presence detection	Floor 0m	See Guidance Notes	n/a
		Triage Room	1	16.0	Consulting Room	X0242-03	28	18	Radiant Panels	Remote Sensor Adj.	Yes	Comfort Cooled Fresh Air	Central Supply and Extract	3	3	Balanced	G4	43	41		300	n/a	1000	A	80	Switch	Bed / Trolley 1.45m	See Guidance Notes	1
		Treatment Room: Dual Access (Mental Health _)	10	16.0	Treatment Room	X0242-04	28	18	Radiant Panels	Remote Sensor Adj.	Yes	Comfort Cooled Fresh Air	Central Supply Air	10	0	Positive	F7	43	41		500	n/a	1000	A	90	Switch	Bed / Trolley 1.45m	See Guidance Notes	n/a
		Treatment Room: Single Access	4	14.0	Treatment Room	X0242-02	28	18	Radiant Panels	Remote Sensor Adj.	Yes	Comfort Cooled Fresh Air	Central Supply Air	10	0	Positive	F7	43	41		500	n/a	1000	A	90	Switch	Bed / Trolley 1.45m	See Guidance Notes	n/a
		WC - Wheelchair accessible	2	4.5	Toilet	V0922	28	18	Adjacent Space Transfer Air	None	No	None	Central Dirty Extract	0	10	Negative	None	43	41		200	n/a	None	A	80	Presence detection	Floor 0m	See Guidance Notes	n/a
		Plaster Suite (2 bays)	1	24.0	Consulting Room	X0206	28	18	Radiant Panels	Remote Sensor Adj.	Yes	Comfort Cooled Fresh Air	Central Supply and Extract	3	3	Balanced	G4	43	41		300	n/a	1000	A	80	Switch	Bed / Trolley 1.45m	See Guidance Notes	1
		Store - Plaster	1	6.0	Storage Area Equipment	W1585-??	28	16	Radiant Panels	Remote Sensor Adj.	No	None	Central General Extract	0	3	Negative	None	43	n/a		200	n/a	None	A	80	Presence detection	Floor 0m	See Guidance Notes	n/a
		Quiet Room	1	12.0	Cellular / Ward Offices	M0251	25	18	Radiant Panels	Remote Sensor Adj.	Yes	Comfort Cooled Fresh Air	Central Supply and Extract	4	4	Balanced	G4	43	n/a		300	n/a	None	A	80	Switch	Desk 0.75 to 0.85m	See Guidance Notes	n/a
		Supplies Base	1	10.0	Storage Area Equipment	W1585-??	28	16	Radiant Panels	Remote Sensor Adj.	No	None	Central General Extract	0	3	Negative	None	43	n/a		200	n/a	None	A	80	Presence detection	Floor 0m	See Guidance Notes	n/a
		Washdown Room	1	16.0	Dirty utility	Y0431	28	18	Adjacent Space Transfer Air	None	No	None	Central Dirty Extract	0	6	Negative	None	43	41		200	n/a	None	A	80	Presence detection	Floor 0m	See Guidance Notes	n/a
		General X-Ray Room	1	33.0	Diagnostic room	E0128	25	18	Warm Air - Reheat Battery	BMS Adjustable Sensor	Yes	Comfort Cooled	Central Supply and Extract	to suit location	to suit location	Balanced	F7	43	41		300	n/a	1000	A	80	Switch / Dimmer	General working plane 1m	See Guidance Notes	1
		Consultant Psychiatrist / Psychologist Office	1	20.5	Cellular / Ward Offices	M0251	25	18	Radiant Panels	Remote Sensor Adj.	Yes	Comfort Cooled Fresh Air	Central Supply and Extract	4	4	Balanced	G4	43	n/a		300	n/a	None	A	80	Switch	Desk 0.75 to 0.85m	See Guidance Notes	n/a
		Changing Cubicle	1	4.0	Changing Facilities	V0726	28	18	Radiant Panels	Remote Sensor Adj.	Yes	Comfort Cooled Fresh Air	Central Supply and Extract	6	10	positive to wc	G4	43	41		100	n/a	None	A	80	Presence detection	Floor 0m	See Guidance Notes	n/a
		Resuscitation Room: 2 places	2	50.0	Resusitation Bay	X0242-06	25	21	Radiant Panels	Remote Sensor Adj.	Yes	Comfort Cooled Fresh Air	Central Supply and Extract	10	6	Positive	G4	43	41		500	n/a	1000	A	80	Switch	Bed / Trolley 1.45m	See Guidance Notes	n/a
		Sitting Room	1	16.0	Common room/staff room/lounge	D1120	28	18	Radiant Panels	Remote Sensor Adj.	Yes	Comfort Cooled Fresh Air	Central Supply and Extract	6	8	Negative	G4	43	41		300	n/a	None	A	80	Switch	Floor 0m	See Guidance Notes	n/a
		WC - Wheelchair accessible	1	4.5	Toilet	V0922	28	18	Adjacent Space Transfer Air	None	No	None	Central Dirty Extract	0	10	Negative	None	43	41		200	n/a	None	A	80	Presence detection	Floor 0m	See Guidance Notes	n/a
		Body Viewing Room	1	10.0	Body View	S0027-01	28	8	Radiant Panels	Remote Sensor Adj.	Yes	Ceiling Cassette - Specialist Cooling	Central Supply and Extract	4	6	Negative	G4	43	n/a		300	n/a	None	A	80	Switch / Dimmer	Floor 0m	See Guidance Notes	n/a
		Laboratory - Near Patient Testing / Status	1	8.0	Laboratory	L1308	25	18	Radiant Panels	Remote Sensor Adj.	Yes	Ceiling Cassette - Chilled Water	Central Supply and Extract	6	6	Balanced	F7	43	60		500	n/a	None	A	80	Switch	Desk 0.75 to 0.85m	See Guidance Notes	n/a
		Dirty Utility	1	11.0	Dirty utility	Y0431	28	18	Adjacent Space Transfer Air	None	No	None	Central Dirty Extract	0	6	Negative	None	43	41		200	n/a	None	A	80	Presence detection	Floor 0m	See Guidance Notes	n/a
		Pantry - Staff / Patient	1	5.0	Pantry	P0627	28	18	Radiant Panels	Remote Sensor Adj.	Yes	Comfort Cooled Fresh Air	Central Supply and Extract	6	8	Negative	G4	43	41		300	n/a	None	A	80	Switch	Floor 0m	See Guidance Notes	n/a
		WC - Staff	2	3.0	Toilet	V1010-03	28	18	Adjacent Space Transfer Air	None	No	None	Central Dirty Extract	0	10	Negative	None	43	41		200	n/a	None	A	80	Presence detection	Floor 0m	See Guidance Notes	n/a
		Staff Shower: ambulant	2	2.5	Bathroom	V1736	28	20	Adjacent Space Transfer Air	None	No	None	Central Dirty Extract	0	10	Negative	None	43	41		200	n/a	None	A	80	Presence detection	Floor 0m	See Guidance Notes	n/a
		Male Staff Changing Room and Lockers: 20 places	1	11.5	Changing Facilities	V0726	28	18	Radiant Panels	Remote Sensor Adj.	Yes	Comfort Cooled Fresh Air	Central Supply and Extract	6	10	positive to wc	G4	43	41		100	n/a	None	A	80	Presence detection	Floor 0m	See Guidance Notes	n/a
		Female Staff Changing and Lockers: 30 places	1	16.0	Changing Facilities	V0726	28	18	Radiant Panels	Remote Sensor Adj.	Yes	Comfort Cooled Fresh Air	Central Supply and Extract	6	10	positive to wc	G4	43	41		100	n/a	None	A	80	Presence detection	Floor 0m	See Guidance Notes	n/a
		Beverage Bay	1	3.0	Tea Making	P0625	28	18	Adjacent Space Transfer Air	None	No	None	Central General Extract	0	5	Negative	None	43	41		200	n/a	None	A	80	switch	Floor 0m	See Guidance Notes	n/a
		Secretary/Filing Office	1	18.0	Cellular / Ward Offices	M0251	25	18	Radiant Panels	Remote Sensor Adj.	Yes	Comfort Cooled Fresh Air	Central Supply and Extract	4	4	Balanced	G4	43	n/a		300	n/a	None	A	80	Switch	Desk 0.75 to 0.85m	See Guidance Notes	n/a
		Ward Manager's Office	1	16.0	Cellular / Ward Offices	M0251	25	18	Radiant Panels	Remote Sensor Adj.	Yes	Comfort Cooled Fresh Air	Central Supply and Extract	4	4	Balanced	G4	43	n/a		300	n/a	None	A	80	Switch	Desk 0.75 to 0.85m	See Guidance Notes	n/a
		Admin Office	1	20.5	Cellular / Ward Offices	M0251	25	18	Radiant Panels	Remote Sensor Adj.	Yes	Comfort Cooled Fresh Air	Central Supply and Extract	4	4	Balanced	G4	43	n/a		300	n/a	None	A	80	Switch	Desk 0.75 to 0.85m	See Guidance Notes	n/a
		Interview/Meeting Room: 6 persons	1	9.0	Meeting Room	H1313-02	25	18	Radiant Panels	Remote Sensor Adj.	Yes	Ceiling Cassette - Chilled Water	Central Supply and Extract	10 l/s per person	10 l/s per person	Balanced	G4	43	n/a		300	n/a	None	A	80	Switch	Desk 0.75 to 0.85m	See Guidance Notes	n/a
		Store - Equipment & Supplies	1	18.0	Storage Area Equipment	W1585	28	16	Radiant Panels	Remote Sensor Adj.	No	None	Central General Extract	0	3	Negative	None	43	n/a		200	n/a	None	A	80	Presence detection	Floor 0m	See Guidance Notes	n/a
		Linen Bay (1 Trolley)	1	1.5	Linen Bay	W1594-01	28	16	Adjacent Space Transfer Air	None	No	None	Central Extract	0	3	Negative	None	43	n/a		200	n/a	None	A	80	Presence detection	Floor 0m	See Guidance Notes	n/a
		Store - Stock & Sterile Supplies	1	18.0	Storage Area Equipment	W1585-??	28	16	Radiant Panels	Remote Sensor Adj.	No	None	Central General Extract	0	3	Negative	None	43	n/a		200	n/a	None	A	80	Presence detection	Floor 0m	See Guidance Notes	n/a
		Store - Dispensing Drugs	1	8.0	Storage Area Equipment	W1585-??	28	16	Radiant Panels	Remote Sensor Adj.	No	None	Central General Extract	0	3	Negative	None	43	n/a		200	n/a	None	A	80	Presence detection	Floor 0m	See Guidance Notes	n/a
		Store - Major Incident / Ambulance Equipment	1	6.0	Storage Area Equipment	W1585-??	28	16	Radiant Panels	Remote Sensor Adj.	No	None	Central General Extract	0	3	Negative	None	43	n/a		200	n/a	None	A	80	Presence detection	Floor 0m	See Guidance Notes	n/a
		Store - Medical Gas Cylinders	1	3.0	Storage Area Med Gas	W1585-??	28	16	Frost protection	Room Thermostat	No	None	Natural ventilation	0	0	n/a	None	n/a	n/a		200	n/a	None	A	80	Presence detection	Floor 0m	See Guidance Notes	n/a
		Disposal Hold	1	10.0	Disposal Hold	Y0646	28	18	Adjacent Space Transfer Air	None	No	None	Central Dirty Extract	0	10	Negative	None	43	n/a		100	n/a	None	A	90	Presence detection	Floor 0m	See Guidance Notes	n/a
		DSR	1	7.0	DSR	Y1510	28	18	Adjacent Space Transfer Air	None	No	None	Central Dirty Extract	0	6	Negative	None	43	60		100	n/a	None	A	90	Presence detection	Floor 0m	See Guidance Notes	n/a
A2	Paediatric Acute Receiving Unit - 34 Beds	4 Bed Room	1	63.0	Multi-bed Wards	B0405	25	18	Radiant Panels	Remote Sensor Adj.	Yes	Comfort Cooled Fresh Air	Natural and Central Supply Air	4	via ensuite	positive to ensuite	G4	43	41		100	5	300	A	80	switch / dimmer	Bed / Trolley 1.45m	See Guidance Notes	n/a
		En-suite wheelchair-accessible WC, Shower & wash	1	6.0	Bathroom	V1643	28	20	Adjacent Space Transfer Air	None	No	None	Central Dirty Extract	0	10	Negative	None	43	41		200	n/a	None	A	80	Presence detection	Floor 0m	See Guidance Notes	n/a
		Single Bedroom	6	17.0	Bedroom	B0305-01	25	18	Radiant Panels	Remote Sensor Adj.	Yes	Comfort Cooled Fresh Air	Natural & Central Supply Air	4	via ensuite	Balanced	G4	43	41		100	5	300	A	80	Switch / Dimmer	Bed / Trolley 1.45m	See Guidance Notes	1
		En-suite wheelchair-accessible WC, Shower & wash	6	4.5	Bathroom	V1643	28	20	Adjacent Space Transfer Air	None	No	None	Central Dirty Extract	0	10	Negative	None	43	41		200	n/a	None	A	80	Presence detection	Floor 0m	See Guidance Notes	n/a
		Reception/Staff Base	1	6.0	Reception	J0132-01	28	18	Radiant Panels	Remote Sensor Adj.	Yes	Comfort Cooled Fresh Air	Central Supply Air	4	4	Balanced	G4	43	n/a		300	n/a	None	A	80	Switch	Desk 0.75 to 0.85m	See Guidance Notes	n/a
		Touchdown Base	4	2.0	staff base	T0151	28	18	Radiant Panels	Remote Sensor Adj.	No	None	Central Supply and Extract	10l/s/per person	10l/s/per person	Balanced	G4	n/a	n/a		200/300	n/a	None	A	80	Switch / Dimmer	Desk 0.75 to 0.85m	See Guidance Notes	n/a
		Single Isolation Bed Room	1	17.0	Isolation Bedroom	B0308	25	21	Adjacent Space Transfer Air	BMS Adjustable Sensor	Yes	Comfort Cooled Fresh Air	Supply via lobby	10	0	Balanced	F7	43	41		100	5	300	A	80	Switch / Dimmer	Bed / Trolley 1.45m	See Guidance Notes	1
		Isolation Bedroom Entrance Lobby	1	4.0	Isolation Lobby	G0510	25	18	Warm Air - Reheat Battery	Local / BMS Adjustable Sensor	Yes	Comfort Cooled Fresh Air	Central Supply	69	0	Positive	F7	43	n/a		200	n/a	None	A	80	Presence detection	Floor 0m	See Guidance Notes	n/a
		Single Bedroom (RHSC)	13	17.0	Bedroom	B0305-01	25	18	Radiant Panels	Remote Sensor Adj.	Yes	Comfort Cooled Fresh Air	Natural & Central Supply Air	4	via ensuite	Balanced	G4	43	41		100	5	300	A	80	Switch / Dimmer	Bed / Trolley 1.45m	See Guidance Notes	1
		En-suite wheelchair-accessible WC, Shower & wash	14	4.5	Bathroom	V1643	28	20	Adjacent Space Transfer Air	None	No	None	Central Dirty Extract	0	10	Negative	None	43	41		200	n/a	None	A	80	Presence detection	Floor 0m	See Guidance Notes	n/a
		4 Bed Room	2	58.5	Multi-bed Wards	B0405	25	18	Radiant Panels	Remote Sensor Adj.	Yes	Comfort Cooled Fresh Air	Natural and Central Supply Air	4	via ensuite	positive to ensuite	G4	43	41		100	5	300	A	80	switch / dimmer	Bed / Trolley 1.45m	See Guidance Notes	n/a
		En-suite wheelchair-accessible WC, Shower & wash	2	4.5	Bathroom	V1643	28	20	Adjacent Space Transfer Air	None	No	None	Central Dirty Extract	0	10	Negative	None	43	41		200	n/a	None	A	80	Presence detection	Floor 0m	See Guidance Notes	n/a
		Single Bedroom (RHSC)	2	17.0	Bedroom	B0305-01	25	18	Radiant Panels	Remote Sensor Adj.	Yes	Comfort Cooled Fresh Air	Natural & Central Supply Air	4	via ensuite	Balanced	G4	43	41		100	5	300	A	80	Switch / Dimmer	Bed / Trolley 1.45m	See Guidance Notes	1
		En-suite wheelchair-accessible WC, Shower & wash	2	4.5	Bathroom	V1643	28	20	Adjacent Space Transfer Air	None	No	None	Central Dirty Extract	0	10	Negative	None	43	41		200	n/a	None	A	80	Presence detection	Floor 0m	See Guidance Notes	n/a
		Patients' Assisted Bathroom	1	14.0	Bathroom	V1736	28	20	Adjacent Space Transfer Air	None	No	None	Central Dirty Extract	0	10	Negative	None	43	41		200	n/a	None	A	80	Presence detection	Floor 0m	See Guidance Notes	n/a
		Treatment Room	1	16.0	Treatment Room	X0105	28	18	Radiant Panels	Remote Sensor Adj.	Yes	Comfort Cooled Fresh Air	Central Supply Air	10	0	Positive	F7	43	41		500	n/a	1000	A	90	Switch	Bed / Trolley 1.45m	See Guidance Notes	n/a
		Dining / Play Room	1	37.0	Common room/staff room/lounge	D0608-01	28	18	Radiant Panels	Remote Sensor Adj.	Yes	Comfort Cooled Fresh Air	Central Supply and Extract	6	8	Negative	G4	43	41		300	n/a	None	A	80	Switch	Floor 0m	See Guidance Notes	n/a
		Patient Interview Room	1	9.0	Meeting Room	M0724	25	18	Radiant Panels	Remote Sensor Adj.	Yes	Ceiling Cassette - Chilled Water	Central Supply and Extract	10 l/s per person	10 l/s per person	Balanced	G4	43	n/a		300	n/a	None	A	80	Switch	Desk 0.75 to 0.85m	See Guidance Notes	n/a
		Head of Department Office	1	16.0	Cellular / Ward Offices	M0251	25	18	Radiant Panels	Remote Sensor Adj.	Yes	Comfort Cooled Fresh Air	Central Supply and Extract	4	4	Balanced	G4	43	n/a		300	n/a	None	A	80	Switch	Desk 0.75 to 0.85m	See Guidance Notes	n/a
		Laboratory / Finance Manager's Office	1	11.0	Cellular / Ward Offices	M0251	25	18	Radiant Panels	Remote Sensor Adj.	Yes	Comfort Cooled Fresh Air	Central Supply and Extract	4	4	Balanced	G4	43	n/a		300	n/a	None	A	80	Switch	Desk 0.75 to 0.85m	See Guidance Notes	n/a

RHSC / DCN Environmental Matrix

Dept	Dept	Room Name	Qty		Room Function	ADB Code	Temp (max)	Temp (min)	Heating Type	Heating Control	Cooling (present)	Cooling (type)	Ventilation (type)	Supply (ac/hr)	Extract (ac/hr)	Relative pressure	Min filtration	Surface temp	Water temp	Safety Notes	Normal lux	Night lux	Local lux	Standby grade	Colour render	Control	Plane	Medical Location	
		Senior Academic Staff Office	6	11.0	Cellular / Ward Offices	M0251	25	18	Radiant Panels	Remote Sensor Adj.	Yes	Comfort Cooled Fresh Air	Central Supply and Extract	4	4	Balanced	G4	43	n/a		300	n/a	None	A	80	Switch	Desk 0.75 to 0.85m	See Guidance Notes	n/a
		16 Person Office	1	80.0	Cellular / Ward Offices	M0251	25	18	Radiant Panels	Remote Sensor Adj.	Yes	Comfort Cooled Fresh Air	Central Supply and Extract	4	4	Balanced	G4	43	n/a		300	n/a	None	A	80	Switch	Desk 0.75 to 0.85m	See Guidance Notes	n/a
		WC - Staff	2	3.0	Toilet	V1010-03	28	18	Adjacent Space Transfer Air	None	No	None	Central Dirty Extract	0	10	Negative	None	43	41		200	n/a	None	A	80	Presence detection	Floor 0m	See Guidance Notes	n/a
		WC - Visitors	1	3.0	Toilet	V1010-02	28	18	Adjacent Space Transfer Air	None	No	None	Central Dirty Extract	0	10	Negative	None	43	41		200	n/a	None	A	80	Presence detection	Floor 0m	See Guidance Notes	n/a
		Clean Utility	1	12.0	Clean Utility	T0101	28	18	Radiant Panels	Remote Sensor Adj.	Yes	Comfort Cooled Fresh Air	Central Supply Air	6	0	Positive	G4	43	41		150	n/a	None	A	80	Presence detection	General working plane 1m	See Guidance Notes	n/a
		Dirty Utility	1	14.0	Dirty utility	Y0431	28	18	Adjacent Space Transfer Air	None	No	None	Central Dirty Extract	0	6	Negative	None	43	41		200	n/a	None	A	80	Presence detection	Floor 0m	See Guidance Notes	n/a
		Pantry	1	10.0	Pantry	P0627	28	18	Radiant Panels	Remote Sensor Adj.	Yes	Comfort Cooled Fresh Air	Central Supply and Extract	6	8	Negative	G4	43	41		300	n/a	None	A	80	Switch	Floor 0m	See Guidance Notes	n/a
		Resuscitation Trolley Bay	1	1.0	Resus Trolley bay	G0180-01	28	18	Adjacent Space Transfer Air	None	No	None	None	0	0	n/a	None	43	n/a		500	n/a	None	A	80	switch	Floor 0m	See Guidance Notes	n/a
		Linen Bay (1 Trolley)	2	1.5	Storage Area Equipment	W1585-??	28	16	Radiant Panels	Remote Sensor Adj.	No	None	Central General Extract	0	3	Negative	None	43	n/a		200	n/a	None	A	80	Presence detection	Floor 0m	See Guidance Notes	n/a
		Store - General	1	12.0	Storage Area Equipment	W1585	28	16	Radiant Panels	Remote Sensor Adj.	No	None	Central General Extract	0	3	Negative	None	43	n/a		200	n/a	None	A	80	Presence detection	Floor 0m	See Guidance Notes	n/a
		Store - Equipment	1	6.0	Storage Area Equipment	W1585	28	16	Radiant Panels	Remote Sensor Adj.	No	None	Central General Extract	0	3	Negative	None	43	n/a		200	n/a	None	A	80	Presence detection	Floor 0m	See Guidance Notes	n/a
		Hoist Bay	1	3.0	Circulation Equipment Storage Bays	G0180-03	28	16	Adjacent Space Transfer Air	None	No	None	Central General Extract	0	3	Negative	None	43	n/a		200	n/a	None	A	80	Presence detection	Floor 0m	See Guidance Notes	n/a
		DSR	1	7.0	DSR	Y1510	28	18	Adjacent Space Transfer Air	None	No	None	Central Dirty Extract	0	6	Negative	None	43	60		100	n/a	None	A	90	Presence detection	Floor 0m	See Guidance Notes	n/a
		Ward Kitchen	1	12.0	Ward Kitchen	P0627-01	28	18	Adjacent Space Transfer Air	None	Yes	Ceiling Cassette - Chilled Water	Central General Extract	0	6	Negative	G4	n/a	60		500	n/a	None	A	80	Switch	General working plane 1m	See Guidance Notes	n/a
		Disposal Hold	1	10.0	Disposal Hold	Y0646	28	18	Adjacent Space Transfer Air	None	No	None	Central Dirty Extract	0	10	Negative	None	43	n/a		100	n/a	None	A	90	Presence detection	Floor 0m	See Guidance Notes	n/a
A3	PARU / Emergency / Radiology Shared Support	Meeting / Case Conference Room	1	32.0	Meeting Room	H1313-03	25	18	Radiant Panels	Remote Sensor Adj.	Yes	Ceiling Cassette - Chilled Water	Central Supply and Extract	10 l/s per person	10 l/s per person	Balanced	G4	43	n/a		300	n/a	None	A	80	Switch	Desk 0.75 to 0.85m	See Guidance Notes	n/a
		Seminar & Training Room	1	32.0	Meeting Room	H1313-03	25	18	Radiant Panels	Remote Sensor Adj.	Yes	Ceiling Cassette - Chilled Water	Central Supply and Extract	10 l/s per person	10 l/s per person	Balanced	G4	43	n/a		300	n/a	None	A	80	Switch	Desk 0.75 to 0.85m	See Guidance Notes	n/a
		Staff Room	1	80.0	Common room/staff room/lounge	D0608-03	28	18	Radiant Panels	Remote Sensor Adj.	Yes	Comfort Cooled Fresh Air	Central Supply and Extract	6	8	Negative	G4	43	41		300	n/a	None	A	80	Switch	Floor 0m	See Guidance Notes	n/a
		Waiting Area (Visitors)	1	16.5	Waiting Room	J0132-02	28	18	Radiant Panels	Remote Sensor Adj.	Yes	Comfort Cooled Fresh Air	Central Supply and Extract	5	5	Balanced	G4	43	n/a		300	n/a	None	A	80	Switch	Floor 0m	See Guidance Notes	n/a
		WC - Wheelchair accessible	1	4.5	Toilet	V0922	28	18	Adjacent Space Transfer Air	None	No	None	Central Dirty Extract	0	10	Negative	None	43	41		200	n/a	None	A	80	Presence detection	Floor 0m	See Guidance Notes	n/a
		Public Telephone Booth	1	2.0	Circulation Phone Booth	G0710	28	18	Adjacent Space Transfer Air	None	No	None	n/a	0	0	n/a	n/a	n/a	n/a		200	n/a	None	A	80	Presence detection	Floor 0m	See Guidance Notes	n/a
		Reception	1	7.0	Reception	J0132-01	28	18	Radiant Panels	Remote Sensor Adj.	Yes	Comfort Cooled Fresh Air	Central Supply Air	4	4	Balanced	G4	43	n/a		300	n/a	None	A	80	Switch	Desk 0.75 to 0.85m	See Guidance Notes	n/a
		Office - 4 person	1	20.0	Cellular / Ward Offices	M0251	25	18	Radiant Panels	Remote Sensor Adj.	Yes	Comfort Cooled Fresh Air	Central Supply and Extract	4	4	Balanced	G4	43	n/a		300	n/a	None	A	80	Switch	Desk 0.75 to 0.85m	See Guidance Notes	n/a
		Staff Base	1	12.0	Cellular / Ward Offices	M0251	25	18	Radiant Panels	Remote Sensor Adj.	Yes	Comfort Cooled Fresh Air	Central Supply and Extract	4	4	Balanced	G4	43	n/a		300	n/a	None	A	80	Switch	Desk 0.75 to 0.85m	See Guidance Notes	n/a
		Single Bed Isolation Cubicle	2	26.0	Isolation Bedroom	B1401-01	25	21	Adjacent Space Transfer Air	BMS Adjustable Sensor	Yes	Comfort Cooled Fresh Air	Supply via lobby	10	0	Balanced	F7	43	41		100	5	300	A	80	Switch / Dimmer	Bed / Trolley 1.45m	See Guidance Notes	1
		Gowning Lobby	2	6.0	Isolation Lobby	G0510	25	18	Warm Air - Reheat Battery	Local / BMS Adjustable Sensor	Yes	Comfort Cooled Fresh Air	Central Supply	69	0	Positive	F7	43	n/a		200	n/a	None	A	80	Presence detection	Floor 0m	See Guidance Notes	n/a
		Single Bed Cubicle	2	26.0	Bedroom	B1401	25	18	Radiant Panels	Remote Sensor Adj.	Yes	Comfort Cooled Fresh Air	Natural & Central Supply Air	4	via ensuite	Balanced	G4	43	41		100	5	300	A	80	Switch / Dimmer	Bed / Trolley 1.45m	See Guidance Notes	1
		Open Plan Bay (4 beds)	1	104.0	Multi-bed Wards	B1609-01	25	18	Radiant Panels	Remote Sensor Adj.	Yes	Comfort Cooled Fresh Air	Natural and Central Supply Air	4	via ensuite	positive to ensuite	G4	43	41		100	5	300	A	80	switch / dimmer	Bed / Trolley 1.45m	See Guidance Notes	n/a
		Staff Base	1	4.0	Cellular / Ward Offices	M0251	25	18	Radiant Panels	Remote Sensor Adj.	Yes	Comfort Cooled Fresh Air	Central Supply and Extract	4	4	Balanced	G4	43	n/a		300	n/a	None	A	80	Switch	Desk 0.75 to 0.85m	See Guidance Notes	n/a
		Single Bed Cubicle	1	26.0	Bedroom	B1401	25	18	Radiant Panels	Remote Sensor Adj.	Yes	Comfort Cooled Fresh Air	Natural & Central Supply Air	4	via ensuite	Balanced	G4	43	41		100	5	300	A	80	Switch / Dimmer	Bed / Trolley 1.45m	See Guidance Notes	1
		Single Bed Isolation Cubicle	1	26.0	Isolation Bedroom	B1401-01	25	21	Adjacent Space Transfer Air	BMS Adjustable Sensor	Yes	Comfort Cooled Fresh Air	Supply via lobby	10	0	Balanced	F7	43	41		100	5	300	A	80	Switch / Dimmer	Bed / Trolley 1.45m	See Guidance Notes	1
		Gowning Lobby	1	6.0	Isolation Lobby	G0510	25	18	Warm Air - Reheat Battery	Local / BMS Adjustable Sensor	Yes	Comfort Cooled Fresh Air	Central Supply	69	0	Positive	F7	43	n/a		200	n/a	None	A	80	Presence detection	Floor 0m	See Guidance Notes	n/a
		Open Plan Bay (4 beds)	1	80.0	Multi-bed Wards	B1609-01	25	18	Radiant Panels	Remote Sensor Adj.	Yes	Comfort Cooled Fresh Air	Natural and Central Supply Air	4	via ensuite	positive to ensuite	G4	43	41		100	5	300	A	80	switch / dimmer	Bed / Trolley 1.45m	See Guidance Notes	n/a
		Patients' Assisted Bathroom	1	14.0	Bathroom	V1736	28	20	Adjacent Space Transfer Air	None	No	None	Central Dirty Extract	0	10	Negative	None	43	41		200	n/a	None	A	80	Presence detection	Floor 0m	See Guidance Notes	n/a
		Staff Base	1	6.0	Cellular / Ward Offices	M0251	25	18	Radiant Panels	Remote Sensor Adj.	Yes	Comfort Cooled Fresh Air	Central Supply and Extract	4	4	Balanced	G4	43	n/a		300	n/a	None	A	80	Switch	Desk 0.75 to 0.85m	See Guidance Notes	n/a
		Single Bed Cubicle	1	15.0	Bedroom	B1401	25	18	Radiant Panels	Remote Sensor Adj.	Yes	Comfort Cooled Fresh Air	Natural & Central Supply Air	4	via ensuite	Balanced	G4	43	41		100	5	300	A	80	Switch / Dimmer	Bed / Trolley 1.45m	See Guidance Notes	1
		En-suite wheelchair-accessible WC, Shower & wash	1	4.5	Bathroom	V1643	28	20	Adjacent Space Transfer Air	None	No	None	Central Dirty Extract	0	10	Negative	None	43	41		200	n/a	None	A	80	Presence detection	Floor 0m	See Guidance Notes	n/a
		Open Plan Bay (3 cots)	1	45.0	Multi-bed Wards	B1407-01	25	18	Radiant Panels	Remote Sensor Adj.	Yes	Comfort Cooled Fresh Air	Natural and Central Supply Air	4	via ensuite	positive to ensuite	G4	43	41		100	5	300	A	80	switch / dimmer	Bed / Trolley 1.45m	See Guidance Notes	n/a
		Staff Base	1	4.0	Cellular / Ward Offices	M0251	25	18	Radiant Panels	Remote Sensor Adj.	Yes	Comfort Cooled Fresh Air	Central Supply and Extract	4	4	Balanced	G4	43	n/a		300	n/a	None	A	80	Switch	Desk 0.75 to 0.85m	See Guidance Notes	n/a
		Single Cot Cubicle	1	26.0	Bedroom	B1421	25	18	Radiant Panels	Remote Sensor Adj.	Yes	Comfort Cooled Fresh Air	Natural & Central Supply Air	4	via ensuite	Balanced	G4	43	41		100	5	300	A	80	Switch / Dimmer	Bed / Trolley 1.45m	See Guidance Notes	1
		Single Bed Isolation Cubicle	1	26.0	Isolation Bedroom	B1401-01	25	21	Adjacent Space Transfer Air	BMS Adjustable Sensor	Yes	Comfort Cooled Fresh Air	Supply via lobby	10	0	Balanced	F7	43	41		100	5	300	A	80	Switch / Dimmer	Bed / Trolley 1.45m	See Guidance Notes	1
		Gowning Lobby	1	6.0	Isolation Lobby	G0510	25	18	Warm Air - Reheat Battery	Local / BMS Adjustable Sensor	Yes	Comfort Cooled Fresh Air	Central Supply	69	0	Positive	F7	43	n/a		200	n/a	None	A	80	Presence detection	Floor 0m	See Guidance Notes	n/a
		Open Plan Bay (4 beds)	1	104.0	Multi-bed Wards	B1609-02	25	18	Radiant Panels	Remote Sensor Adj.	Yes	Comfort Cooled Fresh Air	Natural and Central Supply Air	4	via ensuite	positive to ensuite	G4	43	41		100	5	300	A	80	switch / dimmer	Bed / Trolley 1.45m	See Guidance Notes	n/a
		Clean Utility	1	18.0	Clean Utility	T0101	28	18	Radiant Panels	Remote Sensor Adj.	Yes	Comfort Cooled Fresh Air	Central Supply Air	6	0	Positive	G4	43	41		150	n/a	None	A	80	Presence detection	General working plane 1m	See Guidance Notes	n/a
		Clean Utility	1	8.0	Clean Utility	T0101	28	18	Radiant Panels	Remote Sensor Adj.	Yes	Comfort Cooled Fresh Air	Central Supply Air	6	0	Positive	G4	43	41		150	n/a	None	A	80	Presence detection	General working plane 1m	See Guidance Notes	n/a
		Clean Utility	1	8.0	Clean Utility	T0101	28	18	Radiant Panels	Remote Sensor Adj.	Yes	Comfort Cooled Fresh Air	Central Supply Air	6	0	Positive	G4	43	41		150	n/a	None	A	80	Presence detection	General working plane 1m	See Guidance Notes	n/a
		Dirty Utility	1	19.0	Dirty utility	Y0431	28	18	Adjacent Space Transfer Air	None	No	None	Central Dirty Extract	0	6	Negative	None	43	41		200	n/a	None	A	80	Presence detection	Floor 0m	See Guidance Notes	n/a
		Dirty Utility	1	14.0	Dirty utility	Y0431	28	18	Adjacent Space Transfer Air	None	No	None	Central Dirty Extract	0	6	Negative	None	43	41		200	n/a	None	A	80	Presence detection	Floor 0m	See Guidance Notes	n/a
B1	PICU and HDU's - 24 Beds	Laboratory	1	10.0	Laboratory	L1804	25	18	Radiant Panels	Remote Sensor Adj.	Yes	Ceiling Cassette - Chilled Water	Central Supply and Extract	6	6	Balanced	F7	43	60		500	n/a	None	A	80	Switch	Desk 0.75 to 0.85m	See Guidance Notes	n/a
		Disposal Hold	1	10.0	Disposal Hold	Y0646	28	18	Adjacent Space Transfer Air	None	No	None	Central Dirty Extract	0	10	Negative	None	43	n/a		100	n/a	None	A	90	Presence detection	Floor 0m	See Guidance Notes	n/a
		DSR	1	7.0	DSR	Y1510	28	18	Adjacent Space Transfer Air	None	No	None	Central Dirty Extract	0	6	Negative	None	43	60		100	n/a	None	A	90	Presence detection	Floor 0m	See Guidance Notes	n/a
		Pantry / Milk Store	1	10.0	Pantry	P0627	28	18	Radiant Panels	Remote Sensor Adj.	Yes	Comfort Cooled Fresh Air	Central Supply and Extract	6	8	Negative	G4	43	41		300	n/a	None	A	80	Switch	Floor 0m	See Guidance Notes	n/a
		Baby Infant / Feeding Room	1	5.0	Baby Feeding	S0012	25	18	Radiant Panels	Remote Sensor Adj.	No	None	Central Supply Air	5	0	Positive	G4	43	41		100	n/a	None	A	80	Presence detection	Floor 0m	See Guidance Notes	n/a
		Play Specialist Base & Store	1	8.0	Storage Area Equipment	W1585-??	28	16	Radiant Panels	Remote Sensor Adj.	No	None	Central General Extract	0	3	Negative	None	43	n/a		200	n/a	None	A	80	Presence detection	Floor 0m	See Guidance Notes	n/a
		WC - Staff	3	3.0	Toilet	V1010-03	28	18	Adjacent Space Transfer Air	None	No	None	Central Dirty Extract	0	10	Negative	None	43	41		200	n/a	None	A	80	Presence detection	Floor 0m	See Guidance Notes	n/a
		Relatives' Sitting Room	1	18.5	Common room/staff room/lounge	D1120	28	18	Radiant Panels	Remote Sensor Adj.	Yes	Comfort Cooled Fresh Air	Central Supply and Extract	6	8	Negative	G4	43	41		300	n/a	None	A	80	Switch	Floor 0m	See Guidance Notes	n/a
		WC - Relatives	1	3.0	Toilet	V1010	28	18	Adjacent Space Transfer Air	None	No	None	Central Dirty Extract	0	10	Negative	None	43	41		200	n/a	None	A	80	Presence detection	Floor 0m	See Guidance Notes	n/a

RHSC / DCN Environmental Matrix

Dept	Dept	Room Name	Qty		Room Function	ADB Code	Temp (max)	Temp (min)	Heating Type	Heating Control	Cooling (present)	Cooling (type)	Ventilation (type)	Supply (ac/hr)	Extract (ac/hr)	Relative pressure	Min filtration	Surface temp	Water temp	Safety Notes	Normal lux	Night lux	Local lux	Standby grade	Colour render	Control	Plane	Medical Location	
		Relative Overnight Stay Room	2	10.0	Relatives Overnight Stay	D1311	28	20	Radiant Panels	Remote Sensor Adj.	Yes	Comfort Cooled Fresh Air	Central Supply and Extract	4	0	Positive	G4	43	41		100	n/a	None	A	80	Switch	Bed / Trolley 1.45m	See Guidance Notes	n/a
		En-suite wheelchair-accessible WC, Shower & wash	1	6.0	Bathroom	V1643	28	20	Adjacent Space Transfer Air	None	No	None	Central Dirty Extract	0	10	Negative	None	43	41		200	n/a	None	A	80	Presence detection	Floor 0m	See Guidance Notes	n/a
		En-suite wheelchair-accessible WC, Shower & wash	1	4.5	Bathroom	V1643	28	20	Adjacent Space Transfer Air	None	No	None	Central Dirty Extract	0	10	Negative	None	43	41		200	n/a	None	A	80	Presence detection	Floor 0m	See Guidance Notes	n/a
		Quiet / Interview Room	1	9.0	Meeting Room	M0724	25	18	Radiant Panels	Remote Sensor Adj.	Yes	Ceiling Cassette - Chilled Water	Central Supply and Extract	10 l/s per person	10 l/s per person	Balanced	G4	43	n/a		300	n/a	None	A	80	Switch	Desk 0.75 to 0.85m	See Guidance Notes	n/a
		Family Interview Room	1	12.0	Meeting Room	M0724	25	18	Radiant Panels	Remote Sensor Adj.	Yes	Ceiling Cassette - Chilled Water	Central Supply and Extract	10 l/s per person	10 l/s per person	Balanced	G4	43	n/a		300	n/a	None	A	80	Switch	Desk 0.75 to 0.85m	See Guidance Notes	n/a
		Bulk Supplies Store	1	55.0	Storage Area Equipment	W1585-??	28	16	Radiant Panels	Remote Sensor Adj.	No	None	Central General Extract	0	3	Negative	None	43	n/a		200	n/a	None	A	80	Presence detection	Floor 0m	See Guidance Notes	n/a
		Store - Equipment	1	40.0	Storage Area Equipment	W1585	28	16	Radiant Panels	Remote Sensor Adj.	No	None	Central General Extract	0	3	Negative	None	43	n/a		200	n/a	None	A	80	Presence detection	Floor 0m	See Guidance Notes	n/a
		Bed/Patient Chair / Buggy Storage	1	8.0	Storage Area Equipment	W1585-??	28	16	Radiant Panels	Remote Sensor Adj.	No	None	Central General Extract	0	3	Negative	None	43	n/a		200	n/a	None	A	80	Presence detection	Floor 0m	See Guidance Notes	n/a
		Retrieval Equipment Store	1	15.0	Storage Area Equipment	W1585-??	28	16	Radiant Panels	Remote Sensor Adj.	No	None	Central General Extract	0	3	Negative	None	43	n/a		200	n/a	None	A	80	Presence detection	Floor 0m	See Guidance Notes	n/a
		Equipment Service Room	1	24.0	Small Workshop	L1804	28	18	Radiant Panels	Remote Sensor Adj.	Yes	Comfort Cooled Fresh Air	Central Supply and Extract	4	6	Negative	G4	43	41		300	n/a	None	A	80	Switch	Desk 0.75 to 0.85m	See Guidance Notes	n/a
		Linen Bay (1 Trolley)	2	1.5	Linen Bay	W1594-01	28	16	Adjacent Space Transfer Air	None	No	None	Central Extract	0	3	Negative	None	43	n/a		200	n/a	None	A	80	Presence detection	Floor 0m	See Guidance Notes	n/a
		Gas Cylinder Store	2	2.0	Storage Area Med Gas	W1585-??	28	16	Frost protection	Room Thermostat	No	None	Natural ventilation	0	0	n/a	None	n/a	n/a		200	n/a	None	A	80	Presence detection	Floor 0m	See Guidance Notes	n/a
		Cardiac Echo/ECG Bay	1	4.0	Circulation Equipment Storage Bays	G0180-06	28	16	Adjacent Space Transfer Air	None	No	None	Central General Extract	0	3	Negative	None	43	n/a		200	n/a	None	A	80	Presence detection	Floor 0m	See Guidance Notes	n/a
		Mobile X-Ray / Ultrasound Bay	1	4.0	Circulation Equipment Storage Bays	G0180-06	28	16	Adjacent Space Transfer Air	None	No	None	Central General Extract	0	3	Negative	None	43	n/a		200	n/a	None	A	80	Presence detection	Floor 0m	See Guidance Notes	n/a
		X-Ray Processing	1	8.0	Diagnostic room	L1804	25	18	Warm Air - Reheat Battery	BMS Adjustable Sensor	Yes	Comfort Cooled	Central Supply and Extract	to suit location	to suit location	Balanced	F7	43	41		300	n/a	1000	A	80	Switch / Dimmer	General working plane 1m	See Guidance Notes	1
		Hoist Bay	1	3.0	Circulation Equipment Storage Bays	G0180-03	28	16	Adjacent Space Transfer Air	None	No	None	Central General Extract	0	3	Negative	None	43	n/a		200	n/a	None	A	80	Presence detection	Floor 0m	See Guidance Notes	n/a
		Resuscitation Trolley Bay	4	1.0	Circulation Equipment Storage Bays	G0180-01	28	16	Adjacent Space Transfer Air	None	No	None	Central General Extract	0	3	Negative	None	43	n/a		200	n/a	None	A	80	Presence detection	Floor 0m	See Guidance Notes	n/a
		On call consultant	1	10.0	Cellular / Ward Offices	M0251	25	18	Radiant Panels	Remote Sensor Adj.	Yes	Comfort Cooled Fresh Air	Central Supply and Extract	4	4	Balanced	G4	43	n/a		300	n/a	None	A	80	Switch	Desk 0.75 to 0.85m	See Guidance Notes	n/a
		Retrieval Team	1	12.0	Cellular / Ward Offices	M0251	25	18	Radiant Panels	Remote Sensor Adj.	Yes	Comfort Cooled Fresh Air	Central Supply and Extract	4	4	Balanced	G4	43	n/a		300	n/a	None	A	80	Switch	Desk 0.75 to 0.85m	See Guidance Notes	n/a
		Senior Nursing Office	1	10.0	Cellular / Ward Offices	M0251	25	18	Radiant Panels	Remote Sensor Adj.	Yes	Comfort Cooled Fresh Air	Central Supply and Extract	4	4	Balanced	G4	43	n/a		300	n/a	None	A	80	Switch	Desk 0.75 to 0.85m	See Guidance Notes	n/a
		Multidisciplinary Work Area PICU	1	15.0	Multi Disciplinary Work Areas	M0254	25	18	Radiant Panels	Remote Sensor Adj.	Yes	Comfort Cooled Fresh Air	Central Supply and Extract	4	4	Balanced	G4	43	n/a		300	n/a	1000	A	80	Switch	Desk 0.75 to 0.85m	See Guidance Notes	n/a
		Multidisciplinary Work Area HDU	1	15.0	Multi Disciplinary Work Areas	M0254	25	18	Radiant Panels	Remote Sensor Adj.	Yes	Comfort Cooled Fresh Air	Central Supply and Extract	4	4	Balanced	G4	43	n/a		300	n/a	1000	A	80	Switch	Desk 0.75 to 0.85m	See Guidance Notes	n/a
		Seminar Room	1	37.5	Meeting Room	H1313-03	25	18	Radiant Panels	Remote Sensor Adj.	Yes	Ceiling Cassette - Chilled Water	Central Supply and Extract	10 l/s per person	10 l/s per person	Balanced	G4	43	n/a		300	n/a	None	A	80	Switch	Desk 0.75 to 0.85m	See Guidance Notes	n/a
		IPS Room	1	2.0	IPS Room	Engineering	Manufacturer Dependant	Manufacturer Dependant	None	None	No	None	Central General Extract	0	3	Negative	None	43	n/a	0	n/a	n/a	None	A	80	Presence detection	Floor 0m	See Guidance Notes	n/a
		IPS Room	1	3.0	IPS Room	Engineering	Manufacturer Dependant	Manufacturer Dependant	None	None	No	None	Central General Extract	0	3	Negative	None	43	n/a	0	n/a	n/a	None	A	80	Presence detection	Floor 0m	See Guidance Notes	n/a
		Staff Room	1	32.0	Common room/staff room/lounge	D0608-03	28	18	Radiant Panels	Remote Sensor Adj.	Yes	Comfort Cooled Fresh Air	Central Supply and Extract	6	8	Negative	G4	43	41		300	n/a	None	A	80	Switch	Floor 0m	See Guidance Notes	n/a
		Reception / Staff Base	1	3.0	Reception	J0132-01	28	18	Radiant Panels	Remote Sensor Adj.	Yes	Comfort Cooled Fresh Air	Central Supply Air	4	4	Balanced	G4	43	n/a		300	n/a	None	A	80	Switch	Desk 0.75 to 0.85m	See Guidance Notes	n/a
		Single Bedroom	5	17.0	Bedroom	B0305-01	25	18	Radiant Panels	Remote Sensor Adj.	Yes	Comfort Cooled Fresh Air	Natural & Central Supply Air	4	via ensuite	Balanced	G4	43	41		100	5	300	A	80	Switch / Dimmer	Bed / Trolley 1.45m	See Guidance Notes	1
		Single Isolation Bedroom	3	17.0	Isolation Bedroom	B0308	25	21	Adjacent Space Transfer Air	BMS Adjustable Sensor	Yes	Comfort Cooled Fresh Air	Supply via lobby	10	0	Balanced	F7	43	41		100	5	300	A	80	Switch / Dimmer	Bed / Trolley 1.45m	See Guidance Notes	1
		Isolation Bedroom Entrance Lobby	3	4.0	Isolation Lobby	G0510	25	18	Warm Air - Reheat Battery	Local / BMS Adjustable Sensor	Yes	Comfort Cooled Fresh Air	Central Supply	69	0	Positive	F7	43	n/a		200	n/a	None	A	80	Presence detection	Floor 0m	See Guidance Notes	n/a
		En-suite wheelchair-accessible WC, Shower & wash	8	4.5	Bathroom	V1643	28	20	Adjacent Space Transfer Air	None	No	None	Central Dirty Extract	0	10	Negative	None	43	41		200	n/a	None	A	80	Presence detection	Floor 0m	See Guidance Notes	n/a
		4 Bed Room	2	58.5	Multi-bed Wards	B0405	25	18	Radiant Panels	Remote Sensor Adj.	Yes	Comfort Cooled Fresh Air	Natural and Central Supply Air	4	via ensuite	positive to ensuite	G4	43	41		100	5	300	A	80	switch / dimmer	Bed / Trolley 1.45m	See Guidance Notes	n/a
		WC	2	4.5	Toilet	V1010	28	18	Adjacent Space Transfer Air	None	No	None	Central Dirty Extract	0	10	Negative	None	43	41		200	n/a	None	A	80	Presence detection	Floor 0m	See Guidance Notes	n/a
		En-suite wheelchair-accessible WC, Shower & wash	2	6.0	Bathroom	V1643	28	20	Adjacent Space Transfer Air	None	No	None	Central Dirty Extract	0	10	Negative	None	43	41		200	n/a	None	A	80	Presence detection	Floor 0m	See Guidance Notes	n/a
		Single Bedroom (RHSC)	3	19.0	Bedroom	B0305-01	25	18	Radiant Panels	Remote Sensor Adj.	Yes	Comfort Cooled Fresh Air	Natural & Central Supply Air	4	via ensuite	Balanced	G4	43	41		100	5	300	A	80	Switch / Dimmer	Bed / Trolley 1.45m	See Guidance Notes	1
		Single Isolation Bedroom (RHSC)	1	19.0	Isolation Bedroom	B0308	25	21	Adjacent Space Transfer Air	BMS Adjustable Sensor	Yes	Comfort Cooled Fresh Air	Supply via lobby	10	0	Balanced	F7	43	41		100	5	300	A	80	Switch / Dimmer	Bed / Trolley 1.45m	See Guidance Notes	1
		Isolation Bedroom Entrance Lobby	1	4.0	Isolation Lobby	G0510	25	18	Warm Air - Reheat Battery	Local / BMS Adjustable Sensor	Yes	Comfort Cooled Fresh Air	Central Supply	69	0	Positive	F7	43	n/a		200	n/a	None	A	80	Presence detection	Floor 0m	See Guidance Notes	n/a
		En-suite trolley shower	4	8.5	Bathroom	V1643	28	20	Adjacent Space Transfer Air	None	No	None	Central Dirty Extract	0	10	Negative	None	43	41		200	n/a	None	A	80	Presence detection	Floor 0m	See Guidance Notes	n/a
		Sitting Room / Lounge	1	16.0	Common room/staff room/lounge	D1120	28	18	Radiant Panels	Remote Sensor Adj.	Yes	Comfort Cooled Fresh Air	Central Supply and Extract	6	8	Negative	G4	43	41		300	n/a	None	A	80	Switch	Floor 0m	See Guidance Notes	n/a
		Single Bedroom	3	17.0	Bedroom	B0305-01	25	18	Radiant Panels	Remote Sensor Adj.	Yes	Comfort Cooled Fresh Air	Natural & Central Supply Air	4	via ensuite	Balanced	G4	43	41		100	5	300	A	80	Switch / Dimmer	Bed / Trolley 1.45m	See Guidance Notes	1
		En-suite wheelchair-accessible WC, Shower & wash	3	4.5	Bathroom	V1643	28	20	Adjacent Space Transfer Air	None	No	None	Central Dirty Extract	0	10	Negative	None	43	41		200	n/a	None	A	80	Presence detection	Floor 0m	See Guidance Notes	n/a
		Patients' Assisted Bathroom	1	14.0	Bathroom	V1736	28	20	Adjacent Space Transfer Air	None	No	None	Central Dirty Extract	0	10	Negative	None	43	41		200	n/a	None	A	80	Presence detection	Floor 0m	See Guidance Notes	n/a
		Treatment Room	1	16.0	Treatment Room	X0105	28	18	Radiant Panels	Remote Sensor Adj.	Yes	Comfort Cooled Fresh Air	Central Supply Air	10	0	Positive	F7	43	41		500	n/a	1000	A	90	Switch	Bed / Trolley 1.45m	See Guidance Notes	n/a
C1.1	Medical Inpatients - 23 Beds	Clean Utility	1	12.0	Clean Utility	T0101	28	18	Radiant Panels	Remote Sensor Adj.	Yes	Comfort Cooled Fresh Air	Central Supply Air	6	0	Positive	G4	43	41		150	n/a	None	A	80	Presence detection	General working plane 1m	See Guidance Notes	n/a
		Resuscitation Trolley Bay	1	1.0	Resus Trolley bay	G0180-01	28	18	Adjacent Space Transfer Air	None	No	None	None	0	0	n/a	None	43	n/a		500	n/a	None	A	90	Switch	Bed / Trolley 1.45m	See Guidance Notes	n/a
		Dirty Utility	1	14.0	Dirty utility	Y0431	28	18	Adjacent Space Transfer Air	None	No	None	Central Dirty Extract	0	6	Negative	None	43	41		200	n/a	None	A	80	Presence detection	Floor 0m	See Guidance Notes	n/a
		Touchdown Base	2	10.0	staff base	T0151	28	18	Radiant Panels	Remote Sensor Adj.	No	None	Central Supply and Extract	10l/s/per person	10l/s/per person	Balanced	G4	n/a	n/a		200/300	n/a	None	A	80	Switch / Dimmer	Desk 0.75 to 0.85m	See Guidance Notes	n/a
		Ward Management Office	1	9.0	Cellular / Ward Offices	M0251	25	18	Radiant Panels	Remote Sensor Adj.	Yes	Comfort Cooled Fresh Air	Central Supply and Extract	4	4	Balanced	G4	43	n/a		300	n/a	None	A	80	Switch	Desk 0.75 to 0.85m	See Guidance Notes	n/a
		Multi-disciplinary Office	1	18.0	Multi Disciplinary Work Areas	M0254	25	18	Radiant Panels	Remote Sensor Adj.	Yes	Comfort Cooled Fresh Air	Central Supply and Extract	4	4	Balanced	G4	43	n/a		300	n/a	None	A	80	Switch	Desk 0.75 to 0.85m	See Guidance Notes	n/a
		Patient Interview Room	1	9.0	Meeting Room	M0724	25	18	Radiant Panels	Remote Sensor Adj.	Yes	Ceiling Cassette - Chilled Water	Central Supply and Extract	10 l/s per person	10 l/s per person	Balanced	G4	43	n/a		300	n/a	None	A	80	Switch	Desk 0.75 to 0.85m	See Guidance Notes	n/a
		WC - Staff	2	3.0	Toilet	V1010-03	28	18	Adjacent Space Transfer Air	None	No	None	Central Dirty Extract	0	10	Negative	None	43	41		200	n/a	None	A	80	Presence detection	Floor 0m	See Guidance Notes	n/a
		WC - Visitors	1	3.0	Toilet	V1010-02	28	18	Adjacent Space Transfer Air	None	No	None	Central Dirty Extract	0	10	Negative	None	43	41		200	n/a	None	A	80	Presence detection	Floor 0m	See Guidance Notes	n/a
		Dining / Play Room	1	20.0	Eating/Drinking	D0608-01	28	18	Radiant Panels	Remote Sensor Adj.	Yes	Comfort Cooled Fresh Air	Central Supply and Extract	10 l/s per person	10 l/s per person	Balanced	G4	43	41		300	n/a	None	A	80	Switch	Floor 0m	See Guidance Notes	n/a
		Pantry	1	8.0	Pantry	P0627	28	18	Radiant Panels	Remote Sensor Adj.	Yes	Comfort Cooled Fresh Air	Central Supply and Extract	6	8	Negative	G4	43	41		300	n/a	None	A	80	Switch	Floor 0m	See Guidance Notes	n/a
		Linen Bay (1 Trolley)	1	3.0	Linen Bay	W1594-01	28	16	Adjacent Space Transfer Air	None	No	None	Central Extract	0	3	Negative	None	43	n/a		200	n/a	None	A	80	Presence detection	Floor 0m	See Guidance Notes	n/a
		Store - back up clothing	1	4.0	Storage Area Equipment	W1585-??	28	16	Radiant Panels	Remote Sensor Adj.	No	None	Central General Extract	0	3	Negative	None	43	n/a		200	n/a	None	A	80	Presence detection	Floor 0m	See Guidance Notes	n/a
		Store - General	1	18.0	Storage Area Equipment	W1585	28	16	Radiant Panels	Remote Sensor Adj.	No	None	Central General Extract	0	3	Negative	None	43	n/a		200	n/a	None	A	80	Presence detection	Floor 0m	See Guidance Notes	n/a

RHSC / DCN Environmental Matrix

Dept	Dept	Room Name	Qty		Room Function	ADB Code	Temp (max)	Temp (min)	Heating Type	Heating Control	Cooling (present)	Cooling (type)	Ventilation (type)	Supply (ac/hr)	Extract (ac/hr)	Relative pressure	Min filtration	Surface temp	Water temp	Safety Notes	Normal lux	Night lux	Local lux	Standby grade	Colour render	Control	Plane	Medical Location	
		Store - Equipment	1	10.0	Storage Area Equipment	W1585	28	16	Radiant Panels	Remote Sensor Adj.	No	None	Central General Extract	0	3	Negative	None	43	n/a		200	n/a	None	A	80	Presence detection	Floor 0m	See Guidance Notes	n/a
		Hoist Bay	1	3.0	Circulation Equipment Storage Bays	G0180-03	28	16	Adjacent Space Transfer Air	None	No	None	Central General Extract	0	3	Negative	None	43	n/a		200	n/a	None	A	80	Presence detection	Floor 0m	See Guidance Notes	n/a
		Disposal Hold	1	10.0	Disposal Hold	Y0646	28	18	Adjacent Space Transfer Air	None	No	None	Central Dirty Extract	0	10	Negative	None	43	n/a		100	n/a	None	A	90	Presence detection	Floor 0m	See Guidance Notes	n/a
		Ward kitchen	1	12.0	Ward Kitchen	P0627-01	28	18	Adjacent Space Transfer Air	None	Yes	Ceiling Cassette - Chilled Water	Central General Extract	0	6	Negative	G4	n/a	60		500	n/a	None	A	80	Switch	General working plane 1m	See Guidance Notes	n/a
		Mobile X-Ray/Ultrasound Bay	1	4.0	Circulation Equipment Storage Bays	G0180-06	28	16	Adjacent Space Transfer Air	None	No	None	Central General Extract	0	3	Negative	None	43	n/a		200	n/a	None	A	80	Presence detection	Floor 0m	See Guidance Notes	n/a
		IPS Room	1	1.8	IPS Room	Engineering	Manufacturer Dependant	Manufacturer Dependant	None	None	No	None	Central General Extract	0	3	Negative	None	43	n/a	0	n/a	n/a	None	A	80	Presence detection	Floor 0m	See Guidance Notes	n/a
		DSR	1	7.0	DSR	Y1510	28	18	Adjacent Space Transfer Air	None	No	None	Central Dirty Extract	0	6	Negative	None	43	60		100	n/a	None	A	90	Presence detection	Floor 0m	See Guidance Notes	n/a
C1.2	Surgical Long Stay Inpatients 15 Beds	Reception / Staff Base	1	3.0	Reception	J0132-01	28	18	Radiant Panels	Remote Sensor Adj.	Yes	Comfort Cooled Fresh Air	Central Supply Air	4	4	Balanced	G4	43	n/a		300	n/a	None	A	80	Switch	Desk 0.75 to 0.85m	See Guidance Notes	n/a
		Single Bedroom	2	17.0	Bedroom	B0305-01	25	18	Radiant Panels	Remote Sensor Adj.	Yes	Comfort Cooled Fresh Air	Natural & Central Supply Air	4	via ensuite	Balanced	G4	43	41		100	5	300	A	80	Switch / Dimmer	Bed / Trolley 1.45m	See Guidance Notes	1
		En-suite wheelchair-accessible WC, Shower & wash	2	4.5	Bathroom	V1643	28	20	Adjacent Space Transfer Air	None	No	None	Central Dirty Extract	0	10	Negative	None	43	41		200	n/a	None	A	80	Presence detection	Floor 0m	See Guidance Notes	n/a
		4 Bed Room	2	58.5	Multi-bed Wards	B0405	25	18	Radiant Panels	Remote Sensor Adj.	Yes	Comfort Cooled Fresh Air	Natural and Central Supply Air	4	via ensuite	positive to ensuite	G4	43	41		100	5	300	A	80	switch / dimmer	Bed / Trolley 1.45m	See Guidance Notes	n/a
		WC	2	4.5	Toilet	V1010	28	18	Adjacent Space Transfer Air	None	No	None	Central Dirty Extract	0	10	Negative	None	43	41		200	n/a	None	A	80	Presence detection	Floor 0m	See Guidance Notes	n/a
		Wetroom	1	14.0	Bathroom	V1736	28	20	Adjacent Space Transfer Air	None	No	None	Central Dirty Extract	0	10	Negative	None	43	41		200	n/a	None	A	80	Presence detection	Floor 0m	See Guidance Notes	n/a
		Single Bedroom (RHSC)	5	17.0	Bedroom	B0305-01	25	18	Radiant Panels	Remote Sensor Adj.	Yes	Comfort Cooled Fresh Air	Natural & Central Supply Air	4	via ensuite	Balanced	G4	43	41		100	5	300	A	80	Switch / Dimmer	Bed / Trolley 1.45m	See Guidance Notes	1
		En-suite wheelchair-accessible WC, Shower & wash	5	4.5	Bathroom	V1643	28	20	Adjacent Space Transfer Air	None	No	None	Central Dirty Extract	0	10	Negative	None	43	41		200	n/a	None	A	80	Presence detection	Floor 0m	See Guidance Notes	n/a
		Discharge Lounge	1	20.0	Common room/staff room/lounge	D1135	28	18	Radiant Panels	Remote Sensor Adj.	Yes	Comfort Cooled Fresh Air	Central Supply and Extract	6	8	Negative	G4	43	41		300	n/a	None	A	80	Switch	Floor 0m	See Guidance Notes	n/a
		Patients' Assisted Bathroom	1	14.0	Bathroom	V1736	28	20	Adjacent Space Transfer Air	None	No	None	Central Dirty Extract	0	10	Negative	None	43	41		200	n/a	None	A	80	Presence detection	Floor 0m	See Guidance Notes	n/a
		Treatment Room	1	16.0	Treatment Room	X0105	28	18	Radiant Panels	Remote Sensor Adj.	Yes	Comfort Cooled Fresh Air	Central Supply Air	10	0	Positive	F7	43	41		500	n/a	1000	A	90	Switch	Bed / Trolley 1.45m	See Guidance Notes	n/a
		Clean Utility	1	12.0	Clean Utility	T0101	28	18	Radiant Panels	Remote Sensor Adj.	Yes	Comfort Cooled Fresh Air	Central Supply Air	6	0	Positive	G4	43	41		150	n/a	None	A	80	Presence detection	General working plane 1m	See Guidance Notes	n/a
		Resuscitation Trolley Bay	1	1.0	Resus Trolley bay	G0180-01	28	18	Adjacent Space Transfer Air	None	No	None	None	0	0	n/a	None	43	n/a		500	n/a	None	A	90	Switch	Bed / Trolley 1.45m	See Guidance Notes	n/a
		Dirty Utility	1	14.0	Dirty utility	Y0431	28	18	Adjacent Space Transfer Air	None	No	None	Central Dirty Extract	0	6	Negative	None	43	41		200	n/a	None	A	80	Presence detection	Floor 0m	See Guidance Notes	n/a
		Touchdown Base	1	3.0	staff base	T0151	28	18	Radiant Panels	Remote Sensor Adj.	No	None	Central Supply and Extract	10l/s/per person	10l/s/per person	Balanced	G4	n/a	n/a		200/300	n/a	None	A	80	Switch / Dimmer	Desk 0.75 to 0.85m	See Guidance Notes	n/a
		Ward Management Office	1	10.0	Cellular / Ward Offices	M0251	25	18	Radiant Panels	Remote Sensor Adj.	Yes	Comfort Cooled Fresh Air	Central Supply and Extract	4	4	Balanced	G4	43	n/a		300	n/a	None	A	80	Switch	Desk 0.75 to 0.85m	See Guidance Notes	n/a
		Multi-Disciplinary Office	1	18.0	Multi Disciplinary Work Areas	M0254	25	18	Radiant Panels	Remote Sensor Adj.	Yes	Comfort Cooled Fresh Air	Central Supply and Extract	4	4	Balanced	G4	43	n/a		300	n/a	None	A	80	Switch	Desk 0.75 to 0.85m	See Guidance Notes	n/a
		Patient Interview Room	1	9.0	Meeting Room	M0724	25	18	Radiant Panels	Remote Sensor Adj.	Yes	Ceiling Cassette - Chilled Water	Central Supply and Extract	10 l/s per person	10 l/s per person	Balanced	G4	43	n/a		300	n/a	None	A	80	Switch	Desk 0.75 to 0.85m	See Guidance Notes	n/a
		WC - Staff	2	3.0	Toilet	V1010-03	28	18	Adjacent Space Transfer Air	None	No	None	Central Dirty Extract	0	10	Negative	None	43	41		200	n/a	None	A	80	Presence detection	Floor 0m	See Guidance Notes	n/a
		WC - Visitors	1	3.0	Toilet	V1010-02	28	18	Adjacent Space Transfer Air	None	No	None	Central Dirty Extract	0	10	Negative	None	43	41		200	n/a	None	A	80	Presence detection	Floor 0m	See Guidance Notes	n/a
		Dining / Play Room	1	13.0	Eating/Drinking	D0608-01	28	18	Radiant Panels	Remote Sensor Adj.	Yes	Comfort Cooled Fresh Air	Central Supply and Extract	10 l/s per person	10 l/s per person	Balanced	G4	43	41		300	n/a	None	A	80	Switch	Floor 0m	See Guidance Notes	n/a
		Pantry	1	8.0	Pantry	P0627	28	18	Radiant Panels	Remote Sensor Adj.	Yes	Comfort Cooled Fresh Air	Central Supply and Extract	6	8	Negative	G4	43	41		300	n/a	None	A	80	Switch	Floor 0m	See Guidance Notes	n/a
		Linen Bay (1 Trolley)	1	1.5	Linen Bay	W1594-01	28	16	Adjacent Space Transfer Air	None	No	None	Central Extract	0	3	Negative	None	43	n/a		200	n/a	None	A	80	Presence detection	Floor 0m	See Guidance Notes	n/a
		Store - back up clothing	1	4.0	Storage Area Equipment	W1585-??	28	16	Radiant Panels	Remote Sensor Adj.	No	None	Central General Extract	0	3	Negative	None	43	n/a		200	n/a	None	A	80	Presence detection	Floor 0m	See Guidance Notes	n/a
		Store - General	1	12.0	Storage Area Equipment	W1585	28	16	Radiant Panels	Remote Sensor Adj.	No	None	Central General Extract	0	3	Negative	None	43	n/a		200	n/a	None	A	80	Presence detection	Floor 0m	See Guidance Notes	n/a
		Store - Equipment	1	10.0	Storage Area Equipment	W1585	28	16	Radiant Panels	Remote Sensor Adj.	No	None	Central General Extract	0	3	Negative	None	43	n/a		200	n/a	None	A	80	Presence detection	Floor 0m	See Guidance Notes	n/a
		Hoist Bay	1	3.0	Circulation Equipment Storage Bays	G0180-03	28	16	Adjacent Space Transfer Air	None	No	None	Central General Extract	0	3	Negative	None	43	n/a		200	n/a	None	A	80	Presence detection	Floor 0m	See Guidance Notes	n/a
		Disposal Hold	1	10.0	Disposal Hold	Y0646	28	18	Adjacent Space Transfer Air	None	No	None	Central Dirty Extract	0	10	Negative	None	43	n/a		100	n/a	None	A	90	Presence detection	Floor 0m	See Guidance Notes	n/a
		Ward kitchen	1	12.0	Ward Kitchen	P0627-01	28	18	Adjacent Space Transfer Air	None	Yes	Ceiling Cassette - Chilled Water	Central General Extract	0	6	Negative	G4	n/a	60		500	n/a	None	A	80	Switch	General working plane 1m	See Guidance Notes	n/a
		DSR	1	7.0	DSR	Y1510	28	18	Adjacent Space Transfer Air	None	No	None	Central Dirty Extract	0	6	Negative	None	43	60		100	n/a	None	A	90	Presence detection	Floor 0m	See Guidance Notes	n/a
C1.3	Neuroscience Inpatients - 12 Beds	Reception / Staff Base	1	3.0	Reception	J0132-01	28	18	Radiant Panels	Remote Sensor Adj.	Yes	Comfort Cooled Fresh Air	Central Supply Air	4	4	Balanced	G4	43	n/a		300	n/a	None	A	80	Switch	Desk 0.75 to 0.85m	See Guidance Notes	n/a
		Waiting Area	1	10.0	Waiting Room	J0132-02	28	18	Radiant Panels	Remote Sensor Adj.	Yes	Comfort Cooled Fresh Air	Central Supply and Extract	5	5	Balanced	G4	43	n/a		300	n/a	None	A	80	Switch	Floor 0m	See Guidance Notes	n/a
		Single Bedroom (RHSC)	3	17.0	Bedroom	B0305-01	25	18	Radiant Panels	Remote Sensor Adj.	Yes	Comfort Cooled Fresh Air	Natural & Central Supply Air	4	via ensuite	Balanced	G4	43	41		100	5	300	A	80	Switch / Dimmer	Bed / Trolley 1.45m	See Guidance Notes	1
		Single Isolation Bedroom (RHSC)	1	17.0	Isolation Bedroom	B0308	25	21	Adjacent Space Transfer Air	BMS Adjustable Sensor	Yes	Comfort Cooled Fresh Air	Supply via lobby	10	0	Balanced	F7	43	41		100	5	300	A	80	Switch / Dimmer	Bed / Trolley 1.45m	See Guidance Notes	1
		Isolation Bedroom Entrance Lobby	1	4.0	Isolation Lobby	G0510	25	18	Warm Air - Reheat Battery	Local / BMS Adjustable Sensor	Yes	Comfort Cooled Fresh Air	Central Supply	69	0	Positive	F7	43	n/a		200	n/a	None	A	80	Presence detection	Floor 0m	See Guidance Notes	n/a
		En-suite wheelchair-accessible WC, Shower & wash	4	4.5	Bathroom	V1643	28	20	Adjacent Space Transfer Air	None	No	None	Central Dirty Extract	0	10	Negative	None	43	41		200	n/a	None	A	80	Presence detection	Floor 0m	See Guidance Notes	n/a
		4 Bed Room	2	58.5	Multi-bed Wards	B0405	25	18	Radiant Panels	Remote Sensor Adj.	Yes	Comfort Cooled Fresh Air	Natural and Central Supply Air	4	via ensuite	positive to ensuite	G4	43	41		100	5	300	A	80	switch / dimmer	Bed / Trolley 1.45m	See Guidance Notes	n/a
		Wetroom	1	14.0	Bathroom	V1736	28	20	Adjacent Space Transfer Air	None	No	None	Central Dirty Extract	0	10	Negative	None	43	41		200	n/a	None	A	80	Presence detection	Floor 0m	See Guidance Notes	n/a
		Patients' Assisted Bathroom	1	14.0	Bathroom	V1736	28	20	Adjacent Space Transfer Air	None	No	None	Central Dirty Extract	0	10	Negative	None	43	41		200	n/a	None	A	80	Presence detection	Floor 0m	See Guidance Notes	n/a
		Treatment Room	1	16.0	Treatment Room	X0105	28	18	Radiant Panels	Remote Sensor Adj.	Yes	Comfort Cooled Fresh Air	Central Supply Air	10	0	Positive	F7	43	41		500	n/a	1000	A	90	Switch	Bed / Trolley 1.45m	See Guidance Notes	n/a
		Clean Utility	1	12.0	Clean Utility	T0101	28	18	Radiant Panels	Remote Sensor Adj.	Yes	Comfort Cooled Fresh Air	Central Supply Air	6	0	Positive	G4	43	41		150	n/a	None	A	80	Presence detection	General working plane 1m	See Guidance Notes	n/a
		Resuscitation Trolley Bay	1	1.0	Resus Trolley bay	G0180-01	28	18	Adjacent Space Transfer Air	None	No	None	None	0	0	n/a	None	43	n/a		500	n/a	None	A	90	Switch	Bed / Trolley 1.45m	See Guidance Notes	n/a
		Dirty Utility	1	14.0	Dirty utility	Y0431	28	18	Adjacent Space Transfer Air	None	No	None	Central Dirty Extract	0	6	Negative	None	43	41		200	n/a	None	A	80	Presence detection	Floor 0m	See Guidance Notes	n/a
		Touchdown Base	2	2.0	staff base	T0151	28	18	Radiant Panels	Remote Sensor Adj.	No	None	Central Supply and Extract	10l/s/per person	10l/s/per person	Balanced	G4	n/a	n/a		200/300	n/a	None	A	80	Switch / Dimmer	Desk 0.75 to 0.85m	See Guidance Notes	n/a
		Patient Interview Room	1	9.0	Meeting Room	M0724	25	18	Radiant Panels	Remote Sensor Adj.	Yes	Ceiling Cassette - Chilled Water	Central Supply and Extract	10 l/s per person	10 l/s per person	Balanced	G4	43	n/a		300	n/a	None	A	80	Switch	Desk 0.75 to 0.85m	See Guidance Notes	n/a
		Ward Management Office	2	9.0	Cellular / Ward Offices	M0251	25	18	Radiant Panels	Remote Sensor Adj.	Yes	Comfort Cooled Fresh Air	Central Supply and Extract	4	4	Balanced	G4	43	n/a		300	n/a	None	A	80	Switch	Desk 0.75 to 0.85m	See Guidance Notes	n/a
		Multi-Disciplinary Office	2	18.0	Multi Disciplinary Work Areas	M0254	25	18	Radiant Panels	Remote Sensor Adj.	Yes	Comfort Cooled Fresh Air	Central Supply and Extract	4	4	Balanced	G4	43	n/a		300	n/a	None	A	80	Switch	Desk 0.75 to 0.85m	See Guidance Notes	n/a
		WC - Staff	2	3.0	Toilet	V1010	28	18	Adjacent Space Transfer Air	None	No	None	Central Dirty Extract	0	10	Negative	None	43	41		200	n/a	None	A	80	Presence detection	Floor 0m	See Guidance Notes	n/a
		WC - Visitors	1	3.0	Toilet	V1010	28	18	Adjacent Space Transfer Air	None	No	None	Central Dirty Extract	0	10	Negative	None	43	41		200	n/a	None	A	80	Presence detection	Floor 0m	See Guidance Notes	n/a
		Dining / Play Room	1	16.0	Eating/Drinking	D0608-01	28	18	Radiant Panels	Remote Sensor Adj.	Yes	Comfort Cooled Fresh Air	Central Supply and Extract	10 l/s per person	10 l/s per person	Balanced	G4	43	41		300	n/a	None	A	80	Switch	Floor 0m	See Guidance Notes	n/a
		Pantry	1	8.0	Pantry	P0627	28	18	Radiant Panels	Remote Sensor Adj.	Yes	Comfort Cooled Fresh Air	Central Supply and Extract	6	8	Negative	G4	43	41		300	n/a	None	A	80	Switch	Floor 0m	See Guidance Notes	n/a
		Linen Bay	1	1.5	Linen Bay	W1594-01	28	16	Adjacent Space Transfer Air	None	No	None	Central Extract	0	3	Negative	None	43	n/a		200	n/a	None	A	80	Presence detection	Floor 0m	See Guidance Notes	n/a

RHSC / DCN Environmental Matrix

Dept	Dept	Room Name	Qty		Room Function	ADB Code	Temp (max)	Temp (min)	Heating Type	Heating Control	Cooling (present)	Cooling (type)	Ventilation (type)	Supply (ac/hr)	Extract (ac/hr)	Relative pressure	Min filtration	Surface temp	Water temp	Safety Notes	Normal lux	Night lux	Local lux	Standby grade	Colour render	Control	Plane	Medical Location	
		Store - General	1	16.0	Storage Area Equipment	W1585	28	16	Radiant Panels	Remote Sensor Adj.	No	None	Central General Extract	0	3	Negative	None	43	n/a		200	n/a	None	A	80	Presence detection	Floor 0m	See Guidance Notes	n/a
		Store - Equipment	1	10.0	Storage Area Equipment	W1585	28	16	Radiant Panels	Remote Sensor Adj.	No	None	Central General Extract	0	3	Negative	None	43	n/a		200	n/a	None	A	80	Presence detection	Floor 0m	See Guidance Notes	n/a
		Hoist Bay	1	3.0	Circulation Equipment Storage Bays	G0180-03	28	16	Adjacent Space Transfer Air	None	No	None	Central General Extract	0	3	Negative	None	43	n/a		200	n/a	None	A	80	Presence detection	Floor 0m	See Guidance Notes	n/a
		Disposal Hold	1	10.0	Disposal Hold	Y0646	28	18	Adjacent Space Transfer Air	None	No	None	Central Dirty Extract	0	10	Negative	None	43	n/a		100	n/a	None	A	90	Presence detection	Floor 0m	See Guidance Notes	n/a
		Ward Kitchen	1	12.0	Ward Kitchen	P0627-01	28	18	Adjacent Space Transfer Air	None	Yes	Ceiling Cassette - Chilled Water	Central General Extract	0	6	Negative	G4	n/a	60		500	n/a	None	A	80	Switch	General working plane 1m	See Guidance Notes	n/a
		DSR	1	7.0	DSR	Y1510	28	18	Adjacent Space Transfer Air	None	No	None	Central Dirty Extract	0	6	Negative	None	43	60		100	n/a	None	A	90	Presence detection	Floor 0m	See Guidance Notes	n/a
		Snoezelen Room	1	12.0	Consulting Room	C0224-??	28	18	Radiant Panels	Remote Sensor Adj.	Yes	Comfort Cooled Fresh Air	Central Supply and Extract	3	3	Balanced	G4	43	41		300	n/a	1000	A	80	Switch	Bed / Trolley 1.45m	See Guidance Notes	1
		WC Accessible	2	4.5	Toilet	V0922	28	18	Adjacent Space Transfer Air	None	No	None	Central Dirty Extract	0	10	Negative	None	43	41		200	n/a	None	A	80	Presence detection	Floor 0m	See Guidance Notes	n/a
		Rehabilitation Room	1	30.0	Consulting Room	C0224-??	28	18	Radiant Panels	Remote Sensor Adj.	Yes	Comfort Cooled Fresh Air	Central Supply and Extract	3	3	Balanced	G4	43	41		300	n/a	1000	A	80	Switch	Bed / Trolley 1.45m	See Guidance Notes	1
		Waiting Area	1	12.0	Waiting Room	J0132-02	28	18	Radiant Panels	Remote Sensor Adj.	Yes	Comfort Cooled Fresh Air	Central Supply and Extract	5	5	Balanced	G4	43	n/a		300	n/a	None	A	80	Switch	Floor 0m	See Guidance Notes	n/a
		Reception / Staff Base	1	3.0	Reception	J0132-01	28	18	Radiant Panels	Remote Sensor Adj.	Yes	Comfort Cooled Fresh Air	Central Supply Air	4	4	Balanced	G4	43	n/a		300	n/a	None	A	80	Switch	Desk 0.75 to 0.85m	See Guidance Notes	n/a
		Touchdown Base	1	2.0	staff base	T0151	28	18	Radiant Panels	Remote Sensor Adj.	No	None	Central Supply and Extract	10l/s/per person	10l/s/per person	Balanced	G4	n/a	n/a		200/300	n/a	None	A	80	Switch / Dimmer	Desk 0.75 to 0.85m	See Guidance Notes	n/a
		Single Bedroom (RHSC)	3	17.0	Bedroom	B0305-01	25	18	Radiant Panels	Remote Sensor Adj.	Yes	Comfort Cooled Fresh Air	Natural & Central Supply Air	4	via ensuite	Balanced	G4	43	41		100	5	300	A	80	Switch / Dimmer	Bed / Trolley 1.45m	See Guidance Notes	1
		Single Isolation Bedroom (RHSC)	4	17.0	Isolation Bedroom	B0308	25	21	Adjacent Space Transfer Air	BMS Adjustable Sensor	Yes	Comfort Cooled Fresh Air	Supply via lobby	10	0	Balanced	F7	43	41		100	5	300	A	80	Switch / Dimmer	Bed / Trolley 1.45m	See Guidance Notes	1
		Isolation Bedroom Entrance Lobby	4	4.0	Isolation Lobby	G0510	25	18	Warm Air - Reheat Battery	Local / BMS Adjustable Sensor	Yes	Comfort Cooled Fresh Air	Central Supply	69	0	Positive	F7	43	n/a		200	n/a	None	A	80	Presence detection	Floor 0m	See Guidance Notes	n/a
		En-suite wheelchair-accessible WC, Shower & wash	7	4.5	Bathroom	V1643	28	20	Adjacent Space Transfer Air	None	No	None	Central Dirty Extract	0	10	Negative	None	43	41		200	n/a	None	A	80	Presence detection	Floor 0m	See Guidance Notes	n/a
		Patients' Assisted Bathroom	1	14.0	Bathroom	V1736	28	20	Adjacent Space Transfer Air	None	No	None	Central Dirty Extract	0	10	Negative	None	43	41		200	n/a	None	A	80	Presence detection	Floor 0m	See Guidance Notes	n/a
		Multi Bed Room: day care, 4 beds & 2 chairs	1	72.5	Multi-bed Wards	B0405-01	25	18	Radiant Panels	Remote Sensor Adj.	Yes	Comfort Cooled Fresh Air	Natural and Central Supply Air	4	via ensuite	positive to ensuite	G4	43	41		100	5	300	A	80	switch / dimmer	Bed / Trolley 1.45m	See Guidance Notes	n/a
		Single Bedroom (RHSC)	3	17.0	Bedroom	B0305-01	25	18	Radiant Panels	Remote Sensor Adj.	Yes	Comfort Cooled Fresh Air	Natural & Central Supply Air	4	via ensuite	Balanced	G4	43	41		100	5	300	A	80	Switch / Dimmer	Bed / Trolley 1.45m	See Guidance Notes	1
		En-suite wheelchair-accessible WC, Shower & wash	4	4.5	Bathroom	V1643	28	20	Adjacent Space Transfer Air	None	No	None	Central Dirty Extract	0	10	Negative	None	43	41		200	n/a	None	A	80	Presence detection	Floor 0m	See Guidance Notes	n/a
		Treatment Room	1	12.0	Treatment Room	X0105	28	18	Radiant Panels	Remote Sensor Adj.	Yes	Comfort Cooled Fresh Air	Central Supply Air	10	0	Positive	F7	43	41		500	n/a	1000	A	90	Switch	Bed / Trolley 1.45m	See Guidance Notes	n/a
		Clean Utility	1	16.0	Clean Utility	T0101	28	18	Radiant Panels	Remote Sensor Adj.	Yes	Comfort Cooled Fresh Air	Central Supply Air	6	0	Positive	G4	43	41		150	n/a	None	A	80	Presence detection	General working plane 1m	See Guidance Notes	n/a
		Single Bedroom	3	17.0	Bedroom	B0305-01	25	18	Radiant Panels	Remote Sensor Adj.	Yes	Comfort Cooled Fresh Air	Natural & Central Supply Air	4	via ensuite	Balanced	G4	43	41		100	5	300	A	80	Switch / Dimmer	Bed / Trolley 1.45m	See Guidance Notes	1
		En-suite wheelchair-accessible WC, Shower & wash	3	4.5	Bathroom	V1643	28	20	Adjacent Space Transfer Air	None	No	None	Central Dirty Extract	0	10	Negative	None	43	41		200	n/a	None	A	80	Presence detection	Floor 0m	See Guidance Notes	n/a
C1.4	Haematology / Oncology Inpatients & Daycases - 17 Beds & 2 Chairs	Kitchen/ Lounge/Social Space	1	25.0	Common room/staff room/lounge	D1120-02	28	18	Radiant Panels	Remote Sensor Adj.	Yes	Comfort Cooled Fresh Air	Central Supply and Extract	6	8	Negative	G4	43	41		300	n/a	None	A	80	Switch	Floor 0m	See Guidance Notes	n/a
		Quiet Study Room	1	10.0	Cellular / Ward Offices	M0251	25	18	Radiant Panels	Remote Sensor Adj.	Yes	Comfort Cooled Fresh Air	Central Supply and Extract	4	4	Balanced	G4	43	n/a		300	n/a	None	A	80	Switch	Desk 0.75 to 0.85m	See Guidance Notes	n/a
		Treatment / Clean Utility	1	18.0	Treatment Room	X0105-??	28	18	Radiant Panels	Remote Sensor Adj.	Yes	Comfort Cooled Fresh Air	Central Supply Air	10	0	Positive	F7	43	41		500	n/a	1000	A	90	Switch	Bed / Trolley 1.45m	See Guidance Notes	n/a
		Resuscitation Trolley Bay	1	1.0	Circulation Equipment Storage Bays	G0180-01	28	16	Adjacent Space Transfer Air	None	No	None	Central General Extract	0	3	Negative	None	43	n/a		200	n/a	None	A	80	Presence detection	Floor 0m	See Guidance Notes	n/a
		Hoist Bay	1	3.0	Circulation Equipment Storage Bays	G0180-03	28	16	Adjacent Space Transfer Air	None	No	None	Central General Extract	0	3	Negative	None	43	n/a		200	n/a	None	A	80	Presence detection	Floor 0m	See Guidance Notes	n/a
		Dirty Utility	1	14.0	Dirty utility	Y0431	28	18	Adjacent Space Transfer Air	None	No	None	Central Dirty Extract	0	6	Negative	None	43	41		200	n/a	None	A	80	Presence detection	Floor 0m	See Guidance Notes	n/a
		Complementary Therapy Room	1	10.0	Consulting Room	X0613	28	18	Radiant Panels	Remote Sensor Adj.	Yes	Comfort Cooled Fresh Air	Central Supply and Extract	3	3	Balanced	G4	43	41		300	n/a	1000	A	80	Switch	Bed / Trolley 1.45m	See Guidance Notes	1
		Ward Management Office	1	10.0	Cellular / Ward Offices	M0251	25	18	Radiant Panels	Remote Sensor Adj.	Yes	Comfort Cooled Fresh Air	Central Supply and Extract	4	4	Balanced	G4	43	n/a		300	n/a	None	A	80	Switch	Desk 0.75 to 0.85m	See Guidance Notes	n/a
		Consultant Office (5 person)	1	25.0	Cellular / Ward Offices	M0251	25	18	Radiant Panels	Remote Sensor Adj.	Yes	Comfort Cooled Fresh Air	Central Supply and Extract	4	4	Balanced	G4	43	n/a		300	n/a	None	A	80	Switch	Desk 0.75 to 0.85m	See Guidance Notes	n/a
		Medical Staff Office	1	20.0	Cellular / Ward Offices	M0251	25	18	Radiant Panels	Remote Sensor Adj.	Yes	Comfort Cooled Fresh Air	Central Supply and Extract	4	4	Balanced	G4	43	n/a		300	n/a	None	A	80	Switch	Desk 0.75 to 0.85m	See Guidance Notes	n/a
		Nursing Staff Office	1	15.0	Cellular / Ward Offices	M0251	25	18	Radiant Panels	Remote Sensor Adj.	Yes	Comfort Cooled Fresh Air	Central Supply and Extract	4	4	Balanced	G4	43	n/a		300	n/a	None	A	80	Switch	Desk 0.75 to 0.85m	See Guidance Notes	n/a
		Multi-Disciplinary Office	1	18.0	Multi Disciplinary Work Areas	M0254	25	18	Radiant Panels	Remote Sensor Adj.	Yes	Comfort Cooled Fresh Air	Central Supply and Extract	4	4	Balanced	G4	43	n/a		300	n/a	None	A	80	Switch	Desk 0.75 to 0.85m	See Guidance Notes	n/a
		Research Staff Office	1	19.0	Cellular / Ward Offices	M0251	25	18	Radiant Panels	Remote Sensor Adj.	Yes	Comfort Cooled Fresh Air	Central Supply and Extract	4	4	Balanced	G4	43	n/a		300	n/a	None	A	80	Switch	Desk 0.75 to 0.85m	See Guidance Notes	n/a
		WC - Staff	2	3.0	Toilet	V1010	28	18	Adjacent Space Transfer Air	None	No	None	Central Dirty Extract	0	10	Negative	None	43	41		200	n/a	None	A	80	Presence detection	Floor 0m	See Guidance Notes	n/a
		WC - Visitors	1	3.0	Toilet	V1010	28	18	Adjacent Space Transfer Air	None	No	None	Central Dirty Extract	0	10	Negative	None	43	41		200	n/a	None	A	80	Presence detection	Floor 0m	See Guidance Notes	n/a
		Play Room	1	25.0	Common room/staff room/lounge	H1322-01	28	18	Radiant Panels	Remote Sensor Adj.	Yes	Comfort Cooled Fresh Air	Central Supply and Extract	6	8	Negative	G4	43	41		300	n/a	None	A	80	Switch	Floor 0m	See Guidance Notes	n/a
		Pantry	1	8.0	Pantry	P0627	28	18	Radiant Panels	Remote Sensor Adj.	Yes	Comfort Cooled Fresh Air	Central Supply and Extract	6	8	Negative	G4	43	41		300	n/a	None	A	80	Switch	Floor 0m	See Guidance Notes	n/a
		Linen Bay (1 Trolley)	1	1.5	Linen Bay	W1594-01	28	16	Adjacent Space Transfer Air	None	No	None	Central Extract	0	3	Negative	None	43	n/a		200	n/a	None	A	80	Presence detection	Floor 0m	See Guidance Notes	n/a
		Store - General	1	10.0	Storage Area Equipment	W1585	28	16	Radiant Panels	Remote Sensor Adj.	No	None	Central General Extract	0	3	Negative	None	43	n/a		200	n/a	None	A	80	Presence detection	Floor 0m	See Guidance Notes	n/a
		Ward Kitchen	1	12.0	Ward Kitchen	P0627-01	28	18	Adjacent Space Transfer Air	None	Yes	Ceiling Cassette - Chilled Water	Central General Extract	0	6	Negative	G4	n/a	60		500	n/a	None	A	80	Switch	General working plane 1m	See Guidance Notes	n/a
		Store - Equipment	1	10.0	Storage Area Equipment	W1585	28	16	Radiant Panels	Remote Sensor Adj.	No	None	Central General Extract	0	3	Negative	None	43	n/a		200	n/a	None	A	80	Presence detection	Floor 0m	See Guidance Notes	n/a
		Pharmacy Base	1	9.0	Consulting Room	T0151	28	18	Radiant Panels	Remote Sensor Adj.	Yes	Comfort Cooled Fresh Air	Central Supply and Extract	3	3	Balanced	G4	43	41		300	n/a	1000	A	80	Switch	Bed / Trolley 1.45m	See Guidance Notes	1
		Patient Interview Room	1	9.0	Meeting Room	M0724	25	18	Radiant Panels	Remote Sensor Adj.	Yes	Ceiling Cassette - Chilled Water	Central Supply and Extract	10 l/s per person	10 l/s per person	Balanced	G4	43	n/a		300	n/a	None	A	80	Switch	Desk 0.75 to 0.85m	See Guidance Notes	n/a
		Family Sitting Room	1	27.0	Common room/staff room/lounge	D1120	28	18	Radiant Panels	Remote Sensor Adj.	Yes	Comfort Cooled Fresh Air	Central Supply and Extract	6	8	Negative	G4	43	41		300	n/a	None	A	80	Switch	Floor 0m	See Guidance Notes	n/a
		Breast Pump Room	1	4.0	Baby Feeding	S0012	25	18	Radiant Panels	Remote Sensor Adj.	No	None	Central Supply Air	5	0	Positive	G4	43	41		100	n/a	None	A	80	Presence detection	Floor 0m	See Guidance Notes	n/a
C1.5	Med / Surg / Neuro / Haemo Shared Support	Nappy Change	1	4.0	Nappy Change	V1131	25	18	Radiant Panels	Remote Sensor Adj.	No	None	Central Dirty Extract	0	10	Negative	None	43	41		100	n/a	None	A	80	Presence detection	Floor 0m	See Guidance Notes	n/a
		Baby Infant / Feeding Room	1	4.0	Baby Feeding	S0012	25	18	Radiant Panels	Remote Sensor Adj.	No	None	Central Supply Air	5	0	Positive	G4	43	41		100	n/a	None	A	80	Presence detection	Floor 0m	See Guidance Notes	n/a
		WC-Wheelchair Accessible	2	4.5	Toilet	V0922	28	18	Adjacent Space Transfer Air	None	No	None	Central Dirty Extract	0	10	Negative	None	43	41		200	n/a	None	A	80	Presence detection	Floor 0m	See Guidance Notes	n/a
C1.6	Adolescent Shared Accommodation	Dining / Recreation Room	1	26.0	Common room/staff room/lounge	D0608-01	28	18	Radiant Panels	Remote Sensor Adj.	Yes	Comfort Cooled Fresh Air	Central Supply and Extract	6	8	Negative	G4	43	41		300	n/a	None	A	80	Switch	Floor 0m	See Guidance Notes	n/a
		Quiet Room / Study	1	10.0	Cellular / Ward Offices	M0251	25	18	Radiant Panels	Remote Sensor Adj.	Yes	Comfort Cooled Fresh Air	Central Supply and Extract	4	4	Balanced	G4	43	n/a		300	n/a	None	A	80	Switch	Desk 0.75 to 0.85m	See Guidance Notes	n/a
C1.7	Paediatric Neurophysiology	EEG Recording Room	2	16.0	Diagnostic room	X0125	25	18	Warm Air - Reheat Battery	BMS Adjustable Sensor	Yes	Comfort Cooled	Central Supply and Extract	to suit location	to suit location	Balanced	F7	43	41		300	n/a	1000	A	80	Switch / Dimmer	General working plane 1m	See Guidance Notes	1
		Evoked Potential Recording Room	1	16.0	Diagnostic room	C0800	25	18	Warm Air - Reheat Battery	BMS Adjustable Sensor	Yes	Comfort Cooled	Central Supply and Extract	to suit location	to suit location	Balanced	F7	43	41		300	n/a	1000	A	80	Switch / Dimmer	General working plane 1m	See Guidance Notes	1
		EEG Review Room	1	15.0	Cellular / Ward Offices	M0251	25	18	Radiant Panels	Remote Sensor Adj.	Yes	Comfort Cooled Fresh Air	Central Supply and Extract	4	4	Balanced	G4	43	n/a		300	n/a	None	A	80	Switch	Desk 0.75 to 0.85m	See Guidance Notes	n/a
		Reception Desk/Staff Base	1	3.0	Reception	J0132-01	28	18	Radiant Panels	Remote Sensor Adj.	Yes	Comfort Cooled Fresh Air	Central Supply Air	4	4	Balanced	G4	43	n/a		300	n/a	None	A	80	Switch	Desk 0.75 to 0.85m	See Guidance Notes	n/a

RHSC / DCN Environmental Matrix

Dept	Dept	Room Name	Qty		Room Function	ADB Code	Temp (max)	Temp (min)	Heating Type	Heating Control	Cooling (present)	Cooling (type)	Ventilation (type)	Supply (ac/hr)	Extract (ac/hr)	Relative pressure	Min filtration	Surface temp	Water temp	Safety Notes	Normal lux	Night lux	Local lux	Standby grade	Colour render	Control	Plane	Medical Location	
C1.8	Surgical Short Stay Inpatients 14 Beds	Dining / Play Room	1	15.0	Eating/Drinking	D0608-01	28	18	Radiant Panels	Remote Sensor Adj.	Yes	Comfort Cooled Fresh Air	Central Supply and Extract	10 l/s per person	10 l/s per person	Balanced	G4	43	41		300	n/a	None	A	80	Switch	Floor 0m	See Guidance Notes	n/a
		Single Bedroom	4	17.0	Bedroom	B0305-01	25	18	Radiant Panels	Remote Sensor Adj.	Yes	Comfort Cooled Fresh Air	Natural & Central Supply Air	4	via ensuite	Balanced	G4	43	41		100	5	300	A	80	Switch / Dimmer	Bed / Trolley 1.45m	See Guidance Notes	1
		En-suite Shower / WC / WHB	4	4.5	Bathroom	V1643	28	20	Adjacent Space Transfer Air	None	No	None	Central Dirty Extract	0	10	Negative	None	43	41		200	n/a	None	A	80	Presence detection	Floor 0m	See Guidance Notes	n/a
		4 Bed Room	2	58.5	Multi-bed Wards	B0405	25	18	Radiant Panels	Remote Sensor Adj.	Yes	Comfort Cooled Fresh Air	Natural and Central Supply Air	4	via ensuite	positive to ensuite	G4	43	41		100	5	300	A	80	switch / dimmer	Bed / Trolley 1.45m	See Guidance Notes	n/a
		En-suite Shower / WC / WHB	2	6.0	Bathroom	V1643	28	20	Adjacent Space Transfer Air	None	No	None	Central Dirty Extract	0	10	Negative	None	43	41		200	n/a	None	A	80	Presence detection	Floor 0m	See Guidance Notes	n/a
		Single Bedroom (RHSC)	2	17.0	Bedroom	B0305-01	25	18	Radiant Panels	Remote Sensor Adj.	Yes	Comfort Cooled Fresh Air	Natural & Central Supply Air	4	via ensuite	Balanced	G4	43	41		100	5	300	A	80	Switch / Dimmer	Bed / Trolley 1.45m	See Guidance Notes	1
		En-suite wheelchair-accessible WC, Shower & wash	2	4.5	Bathroom	V1643	28	20	Adjacent Space Transfer Air	None	No	None	Central Dirty Extract	0	10	Negative	None	43	41		200	n/a	None	A	80	Presence detection	Floor 0m	See Guidance Notes	n/a
		Patient Assisted Bathroom	1	14.0	Bathroom	V1736	28	20	Adjacent Space Transfer Air	None	No	None	Central Dirty Extract	0	10	Negative	None	43	41		200	n/a	None	A	80	Presence detection	Floor 0m	See Guidance Notes	n/a
		Treatment Room	1	16.0	Treatment Room	X0105	28	18	Radiant Panels	Remote Sensor Adj.	Yes	Comfort Cooled Fresh Air	Central Supply Air	10	0	Positive	F7	43	41		500	n/a	1000	A	90	Switch	Bed / Trolley 1.45m	See Guidance Notes	n/a
		Ward Management Office	1	9.0	Cellular / Ward Offices	M0251	25	18	Radiant Panels	Remote Sensor Adj.	Yes	Comfort Cooled Fresh Air	Central Supply and Extract	4	4	Balanced	G4	43	n/a		300	n/a	None	A	80	Switch	Desk 0.75 to 0.85m	See Guidance Notes	n/a
		Touchdown Base	1	2.0	staff base	T0151	28	18	Radiant Panels	Remote Sensor Adj.	No	None	Central Supply and Extract	10l/s/per person	10l/s/per person	Balanced	G4	n/a	n/a		200/300	n/a	None	A	80	Switch / Dimmer	Desk 0.75 to 0.85m	See Guidance Notes	n/a
		Staff WC	1	3.0	Toilet	V1010	28	18	Adjacent Space Transfer Air	None	No	None	Central Dirty Extract	0	10	Negative	None	43	41		200	n/a	None	A	80	Presence detection	Floor 0m	See Guidance Notes	n/a
		WC - Visitors	1	3.0	Toilet	V1010	28	18	Adjacent Space Transfer Air	None	No	None	Central Dirty Extract	0	10	Negative	None	43	41		200	n/a	None	A	80	Presence detection	Floor 0m	See Guidance Notes	n/a
		Clean Utility	1	12.0	Clean Utility	T0101	28	18	Radiant Panels	Remote Sensor Adj.	Yes	Comfort Cooled Fresh Air	Central Supply Air	6	0	Positive	G4	43	41		150	n/a	None	A	80	Presence detection	General working plane 1m	See Guidance Notes	n/a
		Dirty Utility	1	14.0	Dirty utility	Y0431	28	18	Adjacent Space Transfer Air	None	No	None	Central Dirty Extract	0	6	Negative	None	43	41		200	n/a	None	A	80	Presence detection	Floor 0m	See Guidance Notes	n/a
		Ward Kitchen	1	12.0	Ward Kitchen	P0627-01	28	18	Adjacent Space Transfer Air	None	Yes	Ceiling Cassette - Chilled Water	Central General Extract	0	6	Negative	G4	n/a	60		500	n/a	None	A	80	Switch	General working plane 1m	See Guidance Notes	n/a
		Resuscitation Trolley Bay	1	1.0	Circulation Equipment Storage Bays	G0180-01	28	16	Adjacent Space Transfer Air	None	No	None	Central General Extract	0	3	Negative	None	43	n/a		200	n/a	None	A	80	Presence detection	Floor 0m	See Guidance Notes	n/a
		Linen Bay (1 Trolley)	1	1.5	Linen Bay	W1594-01	28	16	Adjacent Space Transfer Air	None	No	None	Central Extract	0	3	Negative	None	43	n/a		200	n/a	None	A	80	Presence detection	Floor 0m	See Guidance Notes	n/a
		Store - General	1	10.0	Storage Area Equipment	W1585	28	16	Radiant Panels	Remote Sensor Adj.	No	None	Central General Extract	0	3	Negative	None	43	n/a		200	n/a	None	A	80	Presence detection	Floor 0m	See Guidance Notes	n/a
		Store - Equipment	1	10.0	Storage Area Equipment	W1585	28	16	Radiant Panels	Remote Sensor Adj.	No	None	Central General Extract	0	3	Negative	None	43	n/a		200	n/a	None	A	80	Presence detection	Floor 0m	See Guidance Notes	n/a
		Disposal Hold	1	10.0	Disposal Hold	Y0646	28	18	Adjacent Space Transfer Air	None	No	None	Central Dirty Extract	0	10	Negative	None	43	n/a		100	n/a	None	A	90	Presence detection	Floor 0m	See Guidance Notes	n/a
		WC Wheelchair Accessible	2	4.5	Toilet	V0922	28	18	Adjacent Space Transfer Air	None	No	None	Central Dirty Extract	0	10	Negative	None	43	41		200	n/a	None	A	80	Presence detection	Floor 0m	See Guidance Notes	n/a
		DSR	1	7.0	DSR	Y1510	28	18	Adjacent Space Transfer Air	None	No	None	Central Dirty Extract	0	6	Negative	None	43	60		100	n/a	None	A	90	Presence detection	Floor 0m	See Guidance Notes	n/a
C2	Wards Support Areas	Staff Room	1	48.0	Common room/staff room/lounge	D0608-03	28	18	Radiant Panels	Remote Sensor Adj.	Yes	Comfort Cooled Fresh Air	Central Supply and Extract	6	8	Negative	G4	43	41		300	n/a	None	A	80	Switch	Floor 0m	See Guidance Notes	n/a
		DSR	1	7.0	DSR	Y1510	28	18	Adjacent Space Transfer Air	None	No	None	Central Dirty Extract	0	6	Negative	None	43	60		100	n/a	None	A	90	Presence detection	Floor 0m	See Guidance Notes	n/a
		Seminar Room	1	25.0	Meeting Room	H1313-03	25	18	Radiant Panels	Remote Sensor Adj.	Yes	Ceiling Cassette - Chilled Water	Central Supply and Extract	10 l/s per person	10 l/s per person	Balanced	G4	43	n/a		300	n/a	None	A	80	Switch	Desk 0.75 to 0.85m	See Guidance Notes	n/a
C3	Special Feeds Unit	Food Prep Area	1	24.0	Ward Kitchen	P0627-01	28	18	Adjacent Space Transfer Air	None	Yes	Ceiling Cassette - Chilled Water	Central General Extract	0	6	Negative	G4	n/a	60		500	n/a	None	A	80	Switch	General working plane 1m	See Guidance Notes	n/a
		Store - Feeds	1	8.0	Storage Area Equipment	W1585-??	28	16	Radiant Panels	Remote Sensor Adj.	No	None	Central General Extract	0	3	Negative	None	43	n/a		200	n/a	None	A	80	Presence detection	Floor 0m	See Guidance Notes	n/a
		Office Ante Room	1	9.0	Cellular / Ward Offices	M0251	25	18	Radiant Panels	Remote Sensor Adj.	Yes	Comfort Cooled Fresh Air	Central Supply and Extract	4	4	Balanced	G4	43	n/a		300	n/a	None	A	80	Switch	Desk 0.75 to 0.85m	See Guidance Notes	n/a
		Wash Room	1	5.0	Bathroom	V1736	28	20	Adjacent Space Transfer Air	None	No	None	Central Dirty Extract	0	10	Negative	None	43	41		200	n/a	None	A	80	Presence detection	Floor 0m	See Guidance Notes	n/a
C4	Sleep Lab	Sleep Room	2	15.0	Bedroom	B0704	25	18	Radiant Panels	Remote Sensor Adj.	Yes	Comfort Cooled Fresh Air	Natural & Central Supply Air	4	via ensuite	Balanced	G4	43	41		100	5	300	A	80	Switch / Dimmer	Bed / Trolley 1.45m	See Guidance Notes	1
		En-suite wheelchair-accessible WC, Shower & wash	2	6.0	Bathroom	V1643	28	20	Adjacent Space Transfer Air	None	No	None	Central Dirty Extract	0	10	Negative	None	43	41		200	n/a	None	A	80	Presence detection	Floor 0m	See Guidance Notes	n/a
		Parents Room	2	10.0	Bedroom	D1311	25	18	Radiant Panels	Remote Sensor Adj.	Yes	Comfort Cooled Fresh Air	Natural & Central Supply Air	4	via ensuite	positive to ensuite	G4	43	41		100	5	300	A	80	Switch / Dimmer	Bed / Trolley 1.45m	See Guidance Notes	1
		Control Room	1	15.0	Cellular / Ward Offices	M0251	25	18	Radiant Panels	Remote Sensor Adj.	Yes	Comfort Cooled Fresh Air	Central Supply and Extract	4	4	Balanced	G4	43	n/a		300	n/a	None	A	80	Switch	Desk 0.75 to 0.85m	See Guidance Notes	n/a
		Store	1	6.0	Storage Area Equipment	W1585	28	16	Radiant Panels	Remote Sensor Adj.	No	None	Central General Extract	0	3	Negative	None	43	n/a		200	n/a	None	A	80	Presence detection	Floor 0m	See Guidance Notes	n/a
C5	Classrooms	Primary Classroom	1	18.0	Classroom	H1313-03	25	18	Radiant Panels	Remote Sensor Adj.	Yes	Ceiling Cassette - Chilled Water	Central Supply and Extract	10 l/s per person	10 l/s per person	Balanced	G4	43	41		300	n/a	None	A	80	Switch	Desk 0.75 to 0.85m	See Guidance Notes	n/a
		Upper Primary Classroom	1	18.0	Classroom	H1313-03	25	18	Radiant Panels	Remote Sensor Adj.	Yes	Ceiling Cassette - Chilled Water	Central Supply and Extract	10 l/s per person	10 l/s per person	Balanced	G4	43	41		300	n/a	None	A	80	Switch	Desk 0.75 to 0.85m	See Guidance Notes	n/a
		Secondary Classroom	1	18.0	Classroom	H1313-03	25	18	Radiant Panels	Remote Sensor Adj.	Yes	Ceiling Cassette - Chilled Water	Central Supply and Extract	10 l/s per person	10 l/s per person	Balanced	G4	43	41		300	n/a	None	A	80	Switch	Desk 0.75 to 0.85m	See Guidance Notes	n/a
		Resource Storage	1	10.0	Storage Area Equipment	W1585-??	28	16	Radiant Panels	Remote Sensor Adj.	No	None	Central General Extract	0	3	Negative	None	43	n/a		200	n/a	None	A	80	Presence detection	Floor 0m	See Guidance Notes	n/a
		Administration Area	1	15.0	Cellular / Ward Offices	M0251	25	18	Radiant Panels	Remote Sensor Adj.	Yes	Comfort Cooled Fresh Air	Central Supply and Extract	4	4	Balanced	G4	43	n/a		300	n/a	None	A	80	Switch	Desk 0.75 to 0.85m	See Guidance Notes	n/a
		WC Ambulant	1	3.0	Toilet	V1010	28	18	Adjacent Space Transfer Air	None	No	None	Central Dirty Extract	0	10	Negative	None	43	41		200	n/a	None	A	80	Presence detection	Floor 0m	See Guidance Notes	n/a
		WC - Wheelchair accessible	1	4.5	Toilet	V0922	28	18	Adjacent Space Transfer Air	None	No	None	Central Dirty Extract	0	10	Negative	None	43	41		200	n/a	None	A	80	Presence detection	Floor 0m	See Guidance Notes	n/a
		Store	1	3.0	Storage Area Equipment	W1585	28	16	Radiant Panels	Remote Sensor Adj.	No	None	Central General Extract	0	3	Negative	None	43	n/a		200	n/a	None	A	80	Presence detection	Floor 0m	See Guidance Notes	n/a
		Consult/Examination	10	15.5	Consulting Room	C0224-01	28	18	Radiant Panels	Remote Sensor Adj.	Yes	Comfort Cooled Fresh Air	Central Supply and Extract	3	3	Balanced	G4	43	41		300	n/a	1000	A	80	Switch	Bed / Trolley 1.45m	See Guidance Notes	1
		Child Protection Room	1	24.0	Consulting Room	C0224-??	28	18	Radiant Panels	Remote Sensor Adj.	Yes	Comfort Cooled Fresh Air	Central Supply and Extract	3	3	Balanced	G4	43	41		300	n/a	1000	A	80	Switch	Bed / Trolley 1.45m	See Guidance Notes	1
		Consult/Examination (Child Protection)	1	15.5	Consulting Room	C0224-?	28	18	Radiant Panels	Remote Sensor Adj.	Yes	Comfort Cooled Fresh Air	Central Supply and Extract	3	3	Balanced	G4	43	41		300	n/a	1000	A	80	Switch	Bed / Trolley 1.45m	See Guidance Notes	1
		Consult/Multi-Disciplinary	1	24.0	Consulting Room	C0217	28	18	Radiant Panels	Remote Sensor Adj.	Yes	Comfort Cooled Fresh Air	Central Supply and Extract	3	3	Balanced	G4	43	41		300	n/a	1000	A	80	Switch	Bed / Trolley 1.45m	See Guidance Notes	1
		Treatment Room (with prep area)	1	16.0	Treatment Room	X0105-01	28	18	Radiant Panels	Remote Sensor Adj.	Yes	Comfort Cooled Fresh Air	Central Supply Air	10	0	Positive	F7	43	41		500	n/a	1000	A	90	Switch	Bed / Trolley 1.45m	See Guidance Notes	n/a
		Plaster Suite (3 bays)	1	40.0	Consulting Room	X0206	28	18	Radiant Panels	Remote Sensor Adj.	Yes	Comfort Cooled Fresh Air	Central Supply and Extract	3	3	Balanced	G4	43	41		300	n/a	1000	A	80	Switch	Bed / Trolley 1.45m	See Guidance Notes	1
		Store: Plaster	1	6.0	Storage Area Equipment	W1585-??	28	16	Radiant Panels	Remote Sensor Adj.	No	None	Central General Extract	0	3	Negative	None	43	n/a		200	n/a	None	A	80	Presence detection	Floor 0m	See Guidance Notes	n/a
		Orthotics Workshop	1	16.0	Small Workshop	K0420	28	18	Radiant Panels	Remote Sensor Adj.	Yes	Comfort Cooled Fresh Air	Central Supply and Extract	4	6	Negative	G4	43	41		300	n/a	None	A	80	Switch	Desk 0.75 to 0.85m	See Guidance Notes	n/a
		Equipment / General Store	1	6.0	Storage Area Equipment	W1585	28	16	Radiant Panels	Remote Sensor Adj.	No	None	Central General Extract	0	3	Negative	None	43	n/a		200	n/a	None	A	80	Presence detection	Floor 0m	See Guidance Notes	n/a
		Store Room	1	8.0	Storage Area Equipment	W1585-??	28	16	Radiant Panels	Remote Sensor Adj.	No	None	Central General Extract	0	3	Negative	None	43	n/a		200	n/a	None	A	80	Presence detection	Floor 0m	See Guidance Notes	n/a
		Physical Measurement	2	3.5	Consulting Room	C0522-02	28	18	Radiant Panels	Remote Sensor Adj.	Yes	Comfort Cooled Fresh Air	Central Supply and Extract	3	3	Balanced	G4	43	41		300	n/a	1000	A	80	Switch	Bed / Trolley 1.45m	See Guidance Notes	1
		Infant Measuring Room	1	6.0	Consulting Room	C0522-02	28	18	Radiant Panels	Remote Sensor Adj.	Yes	Comfort Cooled Fresh Air	Central Supply and Extract	3	3	Balanced	G4	43	41		300	n/a	1000	A	80	Switch	Bed / Trolley 1.45m	See Guidance Notes	1
		Mobile Hoist Bay	1	3.0	Circulation Equipment Storage Bays	G0180-03	28	16	Adjacent Space Transfer Air	None	No	None	Central General Extract	0	3	Negative	None	43	n/a		200	n/a	None	A	80	Presence detection	Floor 0m	See Guidance Notes	n/a
		Clean Utility	1	8.0	Clean Utility	T0101	28	18	Radiant Panels	Remote Sensor Adj.	Yes	Comfort Cooled Fresh Air	Central Supply Air	6	0	Positive	G4	43	41		150	n/a	None	A	80	Presence detection	General working plane 1m	See Guidance Notes	n/a
		Dirty Utility	1	11.0	Dirty utility	Y0431	28	18	Adjacent Space Transfer Air	None	No	None	Central Dirty Extract	0	6	Negative	None	43	41		200	n/a	None	A	80	Presence detection	Floor 0m	See Guidance Notes	n/a
		DSR	1	7.0	DSR	Y1510	28	18	Adjacent Space Transfer Air	None	No	None	Central Dirty Extract	0	6	Negative	None	43	60		100	n/a	None	A	90	Presence detection	Floor 0m	See Guidance Notes	n/a
		Disposal Hold	1	10.0	Disposal Hold	Y0646	28	18	Adjacent Space Transfer Air	None	No	None	Central Dirty Extract	0	10	Negative	None	43	n/a		100	n/a	None	A	90	Presence detection	Floor 0m	See Guidance Notes	n/a

RHSC / DCN Environmental Matrix

Dept	Dept	Room Name	Qty		Room Function	ADB Code	Temp (max)	Temp (min)	Heating Type	Heating Control	Cooling (present)	Cooling (type)	Ventilation (type)	Supply (ac/hr)	Extract (ac/hr)	Relative pressure	Min filtration	Surface temp	Water temp	Safety Notes	Normal lux	Night lux	Local lux	Standby grade	Colour render	Control	Plane	Medical Location	
D1	RHSC Main Outpatients Department	Resuscitation Trolley Bay	1	1.0	Resus Trolley bay	G0180-01	28	18	Adjacent Space Transfer Air	None	No	None	None	0	0	n/a	None	43	n/a		500	n/a	None	A	90	Switch	Bed / Trolley 1.45m	See Guidance Notes	n/a
		Phlebotomy Room	1	8.0	Consulting Room	C0224-??	28	18	Radiant Panels	Remote Sensor Adj.	Yes	Comfort Cooled Fresh Air	Central Supply and Extract	3	3	Balanced	G4	43	41		300	n/a	1000	A	80	Switch	Bed / Trolley 1.45m	See Guidance Notes	1
		Specimen/ Disabled WC	1	4.5	Toilet	V0922	28	18	Adjacent Space Transfer Air	None	No	None	Central Dirty Extract	0	10	Negative	None	43	41		200	n/a	None	A	80	Presence detection	Floor 0m	See Guidance Notes	n/a
		Linen Bay	1	1.5	Linen Bay	W1594-01	28	16	Adjacent Space Transfer Air	None	No	None	Central Extract	0	3	Negative	None	43	n/a		200	n/a	None	A	80	Presence detection	Floor 0m	See Guidance Notes	n/a
		Pantry	1	8.0	Pantry	P0627	28	18	Radiant Panels	Remote Sensor Adj.	Yes	Comfort Cooled Fresh Air	Central Supply and Extract	6	8	Negative	G4	43	41		300	n/a	None	A	80	Switch	Floor 0m	See Guidance Notes	n/a
		Staff WC	2	3.0	Toilet	V1010	28	18	Adjacent Space Transfer Air	None	No	None	Central Dirty Extract	0	10	Negative	None	43	41		200	n/a	None	A	80	Presence detection	Floor 0m	See Guidance Notes	n/a
		WC - Fully accessible changing room	1	7.0	Toilet	V0922-01	28	18	Adjacent Space Transfer Air	None	No	None	Central Dirty Extract	0	10	Negative	None	43	41		200	n/a	None	A	80	Presence detection	Floor 0m	See Guidance Notes	n/a
		Baby Infant / Feeding Room	1	4.0	Baby Feeding	S0012	25	18	Radiant Panels	Remote Sensor Adj.	No	None	Central Supply Air	5	0	Positive	G4	43	41		100	n/a	None	A	80	Presence detection	Floor 0m	See Guidance Notes	n/a
		Nappy Change	1	4.0	Nappy Change	V1131	25	18	Radiant Panels	Remote Sensor Adj.	No	None	Central Dirty Extract	0	10	Negative	None	43	41		100	n/a	None	A	80	Presence detection	Floor 0m	See Guidance Notes	n/a
		Sub Waiting Area (incl supervised play) with Nurse Base	1	46	Waiting Room	J0132-02	28	18	Radiant Panels	Remote Sensor Adj.	Yes	Comfort Cooled Fresh Air	Central Supply and Extract	5	5	Balanced	G4	43	n/a		300	n/a	None	A	80	Switch	Floor 0m	See Guidance Notes	n/a
		Sub Waiting Area	1	3.5	Waiting Room		28	18	Radiant Panels	Remote Sensor Adj.	Yes	Comfort Cooled Fresh Air	Central Supply and Extract	5	5	Balanced	G4	43	n/a		300	n/a	None	A	80	Switch	Floor 0m	See Guidance Notes	n/a
		Reception	1	3.0	Reception	J0132-01	28	18	Radiant Panels	Remote Sensor Adj.	Yes	Comfort Cooled Fresh Air	Central Supply Air	4	4	Balanced	G4	43	n/a		300	n/a	None	A	80	Switch	Desk 0.75 to 0.85m	See Guidance Notes	n/a
		WC wheelchair accessible	2	4.5	Toilet	V0922	28	18	Adjacent Space Transfer Air	None	No	None	Central Dirty Extract	0	10	Negative	None	43	41		200	n/a	None	A	80	Presence detection	Floor 0m	See Guidance Notes	n/a
		Consult/Examination	4	15.5	Consulting Room	C0224-01	28	18	Radiant Panels	Remote Sensor Adj.	Yes	Comfort Cooled Fresh Air	Central Supply and Extract	3	3	Balanced	G4	43	41		300	n/a	1000	A	80	Switch	Bed / Trolley 1.45m	See Guidance Notes	1
		Consult/Examination (Ophthalmology)	1	15.5	Consulting Room	C0224-?	28	18	Radiant Panels	Remote Sensor Adj.	Yes	Comfort Cooled Fresh Air	Central Supply and Extract	3	3	Balanced	G4	43	41		300	n/a	1000	A	80	Switch	Bed / Trolley 1.45m	See Guidance Notes	1
		Consult/Multi-Disciplinary	1	24.0	Consulting Room	C0217	28	18	Radiant Panels	Remote Sensor Adj.	Yes	Comfort Cooled Fresh Air	Central Supply and Extract	3	3	Balanced	G4	43	41		300	n/a	1000	A	80	Switch	Bed / Trolley 1.45m	See Guidance Notes	1
		Equipment / General Store	1	8.0	Storage Area Equipment	W1585	28	16	Radiant Panels	Remote Sensor Adj.	No	None	Central General Extract	0	3	Negative	None	43	n/a		200	n/a	None	A	80	Presence detection	Floor 0m	See Guidance Notes	n/a
		Play Therapy (inc messy play) Room	1	18.0	Common room/staff room/lounge	H1322-01	28	18	Radiant Panels	Remote Sensor Adj.	Yes	Comfort Cooled Fresh Air	Central Supply and Extract	6	8	Negative	G4	43	41		300	n/a	None	A	80	Switch	Floor 0m	See Guidance Notes	n/a
		Physical Measurement	2	3.5	Consulting Room	C0522-02	28	18	Radiant Panels	Remote Sensor Adj.	Yes	Comfort Cooled Fresh Air	Central Supply and Extract	3	3	Balanced	G4	43	41		300	n/a	1000	A	80	Switch	Bed / Trolley 1.45m	See Guidance Notes	1
		Infant Measuring Room	1	6.0	Consulting Room	C0522-02	28	18	Radiant Panels	Remote Sensor Adj.	Yes	Comfort Cooled Fresh Air	Central Supply and Extract	3	3	Balanced	G4	43	41		300	n/a	1000	A	80	Switch	Bed / Trolley 1.45m	See Guidance Notes	1
		Shower Room	1	5.0	Bathroom	V1643	28	20	Adjacent Space Transfer Air	None	No	None	Central Dirty Extract	0	10	Negative	None	43	41		200	n/a	None	A	80	Presence detection	Floor 0m	See Guidance Notes	n/a
		Mobile Hoist Bay	1	3.0	Circulation Equipment Storage Bays	G0180-03	28	16	Adjacent Space Transfer Air	None	No	None	Central General Extract	0	3	Negative	None	43	n/a		200	n/a	None	A	80	Presence detection	Floor 0m	See Guidance Notes	n/a
		Consult/Examination (Cleft)	2	18.0	Consulting Room	C0224-?	28	18	Radiant Panels	Remote Sensor Adj.	Yes	Comfort Cooled Fresh Air	Central Supply and Extract	3	3	Balanced	G4	43	41		300	n/a	1000	A	80	Switch	Bed / Trolley 1.45m	See Guidance Notes	1
		Consult/Examination (ENT)	3	17.0	Consulting Room	C0224-?	28	18	Radiant Panels	Remote Sensor Adj.	Yes	Comfort Cooled Fresh Air	Central Supply and Extract	3	3	Balanced	G4	43	41		300	n/a	1000	A	80	Switch	Bed / Trolley 1.45m	See Guidance Notes	1
		Store Room	1	1.0	Storage Area Equipment	W1585-??	28	16	Radiant Panels	Remote Sensor Adj.	No	None	Central General Extract	0	3	Negative	None	43	n/a		200	n/a	None	A	80	Presence detection	Floor 0m	See Guidance Notes	n/a
		Treatment Room (with prep area)	2	16.0	Treatment Room	X0105-01	28	18	Radiant Panels	Remote Sensor Adj.	Yes	Comfort Cooled Fresh Air	Central Supply Air	10	0	Positive	F7	43	41		500	n/a	1000	A	90	Switch	Bed / Trolley 1.45m	See Guidance Notes	n/a
		Clean Utility	1	8.0	Clean Utility	T0101	28	18	Radiant Panels	Remote Sensor Adj.	Yes	Comfort Cooled Fresh Air	Central Supply Air	6	0	Positive	G4	43	41		150	n/a	None	A	80	Presence detection	General working plane 1m	See Guidance Notes	n/a
		Dirty Utility	1	11.0	Dirty utility	Y0431	28	18	Adjacent Space Transfer Air	None	No	None	Central Dirty Extract	0	6	Negative	None	43	41		200	n/a	None	A	80	Presence detection	Floor 0m	See Guidance Notes	n/a
		DSR	1	7.0	DSR	Y1510	28	18	Adjacent Space Transfer Air	None	No	None	Central Dirty Extract	0	6	Negative	None	43	60		100	n/a	None	A	90	Presence detection	Floor 0m	See Guidance Notes	n/a
		Disposal Hold	1	10.0	Disposal Hold	Y0646	28	18	Adjacent Space Transfer Air	None	No	None	Central Dirty Extract	0	10	Negative	None	43	n/a		100	n/a	None	A	90	Presence detection	Floor 0m	See Guidance Notes	n/a
		Resuscitation Trolley Bay	1	1.0	Circulation Equipment Storage Bays	G0180-01	28	16	Adjacent Space Transfer Air	None	No	None	Central General Extract	0	3	Negative	None	43	n/a		200	n/a	None	A	80	Presence detection	Floor 0m	See Guidance Notes	n/a
		Phlebotomy Room	1	8.0	Consulting Room	C0224-??	28	18	Radiant Panels	Remote Sensor Adj.	Yes	Comfort Cooled Fresh Air	Central Supply and Extract	3	3	Balanced	G4	43	41		300	n/a	1000	A	80	Switch	Bed / Trolley 1.45m	See Guidance Notes	1
		Linen Bay (1 Trolley)	1	1.5	Linen Bay	W1594-01	28	16	Adjacent Space Transfer Air	None	No	None	Central Extract	0	3	Negative	None	43	n/a		200	n/a	None	A	80	Presence detection	Floor 0m	See Guidance Notes	n/a
		Staff WC	1	3.0	Toilet	V1010	28	18	Adjacent Space Transfer Air	None	No	None	Central Dirty Extract	0	10	Negative	None	43	41		200	n/a	None	A	80	Presence detection	Floor 0m	See Guidance Notes	n/a
		Baby Infant / Feeding Room	1	4.0	Baby Feeding	S0012	25	18	Radiant Panels	Remote Sensor Adj.	No	None	Central Supply Air	5	0	Positive	G4	43	41		100	n/a	None	A	80	Presence detection	Floor 0m	See Guidance Notes	n/a
		Nappy Change	1	4.0	Nappy Change	V1131	25	18	Radiant Panels	Remote Sensor Adj.	No	None	Central Dirty Extract	0	10	Negative	None	43	41		100	n/a	None	A	80	Presence detection	Floor 0m	See Guidance Notes	n/a
		Outpatients Management Office	1	9.0	Cellular / Ward Offices	M0251	25	18	Radiant Panels	Remote Sensor Adj.	Yes	Comfort Cooled Fresh Air	Central Supply and Extract	4	4	Balanced	G4	43	n/a		300	n/a	None	A	80	Switch	Desk 0.75 to 0.85m	See Guidance Notes	n/a
		Meeting Room	1	15.0	Meeting Room	H1313-03	25	18	Radiant Panels	Remote Sensor Adj.	Yes	Ceiling Cassette - Chilled Water	Central Supply and Extract	10 l/s per person	10 l/s per person	Balanced	G4	43	n/a		300	n/a	None	A	80	Switch	Desk 0.75 to 0.85m	See Guidance Notes	n/a
D2	Cardiology & Respiratory	Waiting Area	1	9.0	Waiting Room	J0132-02	28	18	Radiant Panels	Remote Sensor Adj.	Yes	Comfort Cooled Fresh Air	Central Supply and Extract	5	5	Balanced	G4	43	n/a		300	n/a	None	A	80	Switch	Floor 0m	See Guidance Notes	n/a
		Store/ Equipment	1	9.0	Storage Area Equipment	W1585	28	16	Radiant Panels	Remote Sensor Adj.	No	None	Central General Extract	0	3	Negative	None	43	n/a		200	n/a	None	A	80	Presence detection	Floor 0m	See Guidance Notes	n/a
		WC Staff	1	4.5	Toilet	V1010-03	28	18	Adjacent Space Transfer Air	None	No	None	Central Dirty Extract	0	10	Negative	None	43	41		200	n/a	None	A	80	Presence detection	Floor 0m	See Guidance Notes	n/a
		DSR	1	7.0	DSR	Y1510	28	18	Adjacent Space Transfer Air	None	No	None	Central Dirty Extract	0	6	Negative	None	43	60		100	n/a	None	A	90	Presence detection	Floor 0m	See Guidance Notes	n/a
		Physical Measurement	1	3.5	Consulting Room	C0522-02	28	18	Radiant Panels	Remote Sensor Adj.	Yes	Comfort Cooled Fresh Air	Central Supply and Extract	3	3	Balanced	G4	43	41		300	n/a	1000	A	80	Switch	Bed / Trolley 1.45m	See Guidance Notes	1
		ECG Procedure Room	1	12.0	Consulting Room	C0718-??	28	18	Radiant Panels	Remote Sensor Adj.	Yes	Comfort Cooled Fresh Air	Central Supply and Extract	3	3	Balanced	G4	43	41		300	n/a	1000	A	80	Switch	Bed / Trolley 1.45m	See Guidance Notes	1
		Echocardiography Room	1	20.0	Diagnostic room	C0712	25	18	Warm Air - Reheat Battery	BMS Adjustable Sensor	Yes	Comfort Cooled	Central Supply and Extract	to suit location	to suit location	Balanced	F7	43	41		300	n/a	1000	A	80	Switch / Dimmer	General working plane 1m	See Guidance Notes	1
		Exercise Tolerance Test Room	1	20.0	Consulting Room	C0718-01	28	18	Radiant Panels	Remote Sensor Adj.	Yes	Comfort Cooled Fresh Air	Central Supply and Extract	3	3	Balanced	G4	43	41		300	n/a	1000	A	80	Switch	Bed / Trolley 1.45m	See Guidance Notes	1
		Admin Office	1	12.0	Cellular / Ward Offices	M0251	25	18	Radiant Panels	Remote Sensor Adj.	Yes	Comfort Cooled Fresh Air	Central Supply and Extract	4	4	Balanced	G4	43	n/a		300	n/a	None	A	80	Switch	Desk 0.75 to 0.85m	See Guidance Notes	n/a
		Lung Function Laboratory	1	28.0	Treatment Room	C0718-02	28	18	Radiant Panels	Remote Sensor Adj.	Yes	Comfort Cooled Fresh Air	Central Supply Air	10	0	Positive	F7	43	41		500	n/a	1000	A	90	Switch	Bed / Trolley 1.45m	See Guidance Notes	n/a
		Exercise Room/Lung Function Laboratory	1	22.0	Treatment Room	C0715	28	18	Radiant Panels	Remote Sensor Adj.	Yes	Comfort Cooled Fresh Air	Central Supply Air	10	0	Positive	F7	43	41		500	n/a	1000	A	90	Switch	Bed / Trolley 1.45m	See Guidance Notes	n/a
		Admin Office	1	15.0	Cellular / Ward Offices	M0251	25	18	Radiant Panels	Remote Sensor Adj.	Yes	Comfort Cooled Fresh Air	Central Supply and Extract	4	4	Balanced	G4	43	n/a		300	n/a	None	A	80	Switch	Desk 0.75 to 0.85m	See Guidance Notes	n/a
		Domiciliary Sleep Studies	1	12.0	Consulting Room	C0224-03	28	18	Radiant Panels	Remote Sensor Adj.	Yes	Comfort Cooled Fresh Air	Central Supply and Extract	3	3	Balanced	G4	43	41		300	n/a	1000	A	80	Switch	Bed / Trolley 1.45m	See Guidance Notes	1
D3	Orthoptics	Staff Office	1	12.0	Cellular / Ward Offices	M0251	25	18	Radiant Panels	Remote Sensor Adj.	Yes	Comfort Cooled Fresh Air	Central Supply and Extract	4	4	Balanced	G4	43	n/a		300	n/a	None	A	80	Switch	Desk 0.75 to 0.85m	See Guidance Notes	n/a
		Parking Bay: pushchairs	1	2.0	Circulation Equipment Storage Bays	G0180-06	28	16	Adjacent Space Transfer Air	None	No	None	Central General Extract	0	3	Negative	None	43	n/a		300	n/a	None	A	80	Switch	Desk 0.75 to 0.85m	See Guidance Notes	n/a
		WC & handwash: specimen; wheelchair	1	4.5	Toilet	V0922	28	18	Adjacent Space Transfer Air	None	No	None	Central Dirty Extract	0	10	Negative	None	43	41		200	n/a	None	A	80	Presence detection	Floor 0m	See Guidance Notes	n/a
		Examination Room: Fields test	1	16.0	Consulting Room	C0143	28	18	Radiant Panels	Remote Sensor Adj.	Yes	Comfort Cooled Fresh Air	Central Supply and Extract	3	3	Balanced	G4	43	41		300	n/a	1000	A	80	Switch	Bed / Trolley 1.45m	See Guidance Notes	1
		C/E Orthoptic (6 metre room)	4	15.5	Consulting Room	C0230	28	18	Radiant Panels	Remote Sensor Adj.	Yes	Comfort Cooled Fresh Air	Central Supply and Extract	3	3	Balanced	G4	43	41		300	n/a	1000	A	80	Switch	Bed / Trolley 1.45m	See Guidance Notes	1
		DSR	1	7.0	DSR	Y1510	28	18	Adjacent Space Transfer Air	None	No	None	Central Dirty Extract	0	6	Negative	None	43	60		100	n/a	None	A	90	Presence detection	Floor 0m	See Guidance Notes	n/a
		Waiting Area	1	13.5	Waiting Room	J0132-02	28	18	Radiant Panels	Remote Sensor Adj.	Yes	Comfort Cooled Fresh Air	Central Supply and Extract	5	5	Balanced	G4	43	n/a		300	n/a	None	A	80	Switch	Floor 0m	See Guidance Notes	n/a
		Waiting Area	1	3.5	Waiting Room	J0132-02	28	18	Radiant Panels	Remote Sensor Adj.	Yes	Comfort Cooled Fresh Air	Central Supply and Extract	5	5	Balanced	G4	43	n/a		300	n/a	None	A	80	Switch	Floor 0m	See Guidance Notes	n/a

RHSC / DCN Environmental Matrix

Dept	Dept	Room Name	Qty		Room Function	ADB Code	Temp (max)	Temp (min)	Heating Type	Heating Control	Cooling (present)	Cooling (type)	Ventilation (type)	Supply (ac/hr)	Extract (ac/hr)	Relative pressure	Min filtration	Surface temp	Water temp	Safety Notes	Normal lux	Night lux	Local lux	Standby grade	Colour render	Control	Plane	Medical Location	
D4	Audiology	Testing/Clinic Rooms	2	21.0	Consulting Room	C0515	28	18	Radiant Panels	Remote Sensor Adj.	Yes	Comfort Cooled Fresh Air	Central Supply and Extract	3	3	Balanced	G4	43	41		300	n/a	1000	A	80	Switch	Bed / Trolley 1.45m	See Guidance Notes	1
		Obs/Control	2	8.0	Diagnostic room	C0516	25	18	Warm Air - Reheat Battery	BMS Adjustable Sensor	Yes	Comfort Cooled	Central Supply and Extract	to suit location	to suit location	Balanced	F7	43	41		300	n/a	1000	A	80	Switch / Dimmer	General working plane 1m	See Guidance Notes	1
		ABR Room	1	16.0	Treatment Room	C0517	28	18	Radiant Panels	Remote Sensor Adj.	Yes	Comfort Cooled Fresh Air	Central Supply Air	10	0	Positive	F7	43	41		500	n/a	1000	A	90	Switch	Bed / Trolley 1.45m	See Guidance Notes	n/a
		Test Room	1	16.0	Treatment Room	C0517-01	28	18	Radiant Panels	Remote Sensor Adj.	Yes	Comfort Cooled Fresh Air	Central Supply Air	10	0	Positive	F7	43	41		500	n/a	1000	A	90	Switch	Bed / Trolley 1.45m	See Guidance Notes	n/a
		Work Room	1	12.0	Small Workshop	L1804	28	18	Radiant Panels	Remote Sensor Adj.	Yes	Comfort Cooled Fresh Air	Central Supply and Extract	4	6	Negative	G4	43	41		300	n/a	None	A	80	Switch	Desk 0.75 to 0.85m	See Guidance Notes	n/a
		Mould Room	1	9.0	Small Workshop	L1804	28	18	Radiant Panels	Remote Sensor Adj.	Yes	Comfort Cooled Fresh Air	Central Supply and Extract	4	6	Negative	G4	43	41		300	n/a	None	A	80	Switch	Desk 0.75 to 0.85m	See Guidance Notes	n/a
		Store	1	15.0	Storage Area Equipment	W1585	28	16	Radiant Panels	Remote Sensor Adj.	No	None	Central General Extract	0	3	Negative	None	43	n/a		200	n/a	None	A	80	Presence detection	Floor 0m	See Guidance Notes	n/a
		Shared Staff Office	1	32.8	Cellular / Ward Offices	M0251	25	18	Radiant Panels	Remote Sensor Adj.	Yes	Comfort Cooled Fresh Air	Central Supply and Extract	4	4	Balanced	G4	43	n/a		300	n/a	None	A	80	Switch	Desk 0.75 to 0.85m	See Guidance Notes	n/a
D5	Paediatric Dentistry	Surgeries (standard)	3	18.0	Operating Theatre Suite	C0903	25	18	warm air via AHU Battery	Local / BMS Adjustable Sensor	Yes	Comfort Cooled Fresh Air	Central Supply and Extract	In line with SHTM 03-01	In line with SHTM 03-01		F7	43	41		500	n/a	10,000 - 100,000	A	80	Switch	Bed / Trolley 1.45m	See Guidance Notes	n/a
		Surgery (multi-disciplinary)	1	20.0	Operating Theatre Suite	N0106-01	25	18	warm air via AHU Battery	Local / BMS Adjustable Sensor	Yes	Comfort Cooled Fresh Air	Central Supply and Extract	In line with SHTM 03-01	In line with SHTM 03-01		F7	43	41		500	n/a	10,000 - 100,000	A	80	Switch	Bed / Trolley 1.45m	See Guidance Notes	n/a
		Recovery	1	10.0	Recovery Bay / Recovery Room	C0522-04	28	20	Radiant Panels	Remote Sensor Adj.	Yes	Comfort Cooled Fresh Air	Central Supply and Extract	15	15	Balanced	G4	43	41		500	n/a	1000	A	80	Switch / Dimmer	Bed / Trolley 1.45m	See Guidance Notes	n/a
		Laboratory	1	10.0	Laboratory	L1804	25	18	Radiant Panels	Remote Sensor Adj.	Yes	Ceiling Cassette - Chilled Water	Central Supply and Extract	6	6	Balanced	F7	43	60		500	n/a	None	A	80	Switch	Desk 0.75 to 0.85m	See Guidance Notes	n/a
		Clean Utility / Dental Store	1	23.0	Clean Utility	T0101	28	18	Radiant Panels	Remote Sensor Adj.	Yes	Comfort Cooled Fresh Air	Central Supply Air	6	0	Positive	G4	43	41		150	n/a	None	A	80	Presence detection	General working plane 1m	See Guidance Notes	n/a
		Dirty Utility	1	11.0	Dirty utility	Y0431	28	18	Adjacent Space Transfer Air	None	No	None	Central Dirty Extract	0	6	Negative	None	43	41		200	n/a	None	A	80	Presence detection	Floor 0m	See Guidance Notes	n/a
		Mobile Inter-oral Storage	1	6.0	Storage Area Equipment	W1585-??	28	16	Radiant Panels	Remote Sensor Adj.	No	None	Central General Extract	0	3	Negative	None	43	n/a		200	n/a	None	A	80	Presence detection	Floor 0m	See Guidance Notes	n/a
D6	RHSC Therapies	Rehabilitation Room	4	30.0	Treatment Room	X0208-01	28	18	Radiant Panels	Remote Sensor Adj.	Yes	Comfort Cooled Fresh Air	Central Supply Air	10	0	Positive	F7	43	41		500	n/a	1000	A	90	Switch	Bed / Trolley 1.45m	See Guidance Notes	n/a
		Rehabilitation Room (inc CV equip)	1	39.0	Treatment Room	X0208-02	28	18	Radiant Panels	Remote Sensor Adj.	Yes	Comfort Cooled Fresh Air	Central Supply Air	10	0	Positive	F7	43	41		500	n/a	1000	A	90	Switch	Bed / Trolley 1.45m	See Guidance Notes	n/a
		Changing Cubicles	2	4.0	Changing Facilities	V0726	28	18	Radiant Panels	Remote Sensor Adj.	Yes	Comfort Cooled Fresh Air	Central Supply and Extract	6	10	positive to wc	G4	43	41		100	n/a	None	A	80	Presence detection	Floor 0m	See Guidance Notes	n/a
		Standard Treatment Room	3	15.0	Treatment Room	X0105	28	18	Radiant Panels	Remote Sensor Adj.	Yes	Comfort Cooled Fresh Air	Central Supply Air	10	0	Positive	F7	43	41		500	n/a	1000	A	90	Switch	Bed / Trolley 1.45m	See Guidance Notes	n/a
		Treatment Room (OT equip)	1	20.0	Treatment Room	X0105	28	18	Radiant Panels	Remote Sensor Adj.	Yes	Comfort Cooled Fresh Air	Central Supply Air	10	0	Positive	F7	43	41		500	n/a	1000	A	90	Switch	Bed / Trolley 1.45m	See Guidance Notes	n/a
		Infant Measuring Room	1	6.0	Consulting Room	C0522-02	28	18	Radiant Panels	Remote Sensor Adj.	Yes	Comfort Cooled Fresh Air	Central Supply and Extract	3	3	Balanced	G4	43	41		300	n/a	1000	A	80	Switch	Bed / Trolley 1.45m	See Guidance Notes	1
		Standard Distraction Free Treatment Room	2	15.0	Consulting Room	C0110-01	28	18	Radiant Panels	Remote Sensor Adj.	Yes	Comfort Cooled Fresh Air	Central Supply and Extract	3	3	Balanced	G4	43	41		300	n/a	1000	A	80	Switch	Bed / Trolley 1.45m	See Guidance Notes	1
		Large Distraction Free Treatment Room	1	20.0	Consulting Room	C0110-01	28	18	Radiant Panels	Remote Sensor Adj.	Yes	Comfort Cooled Fresh Air	Central Supply and Extract	3	3	Balanced	G4	43	41		300	n/a	1000	A	80	Switch	Bed / Trolley 1.45m	See Guidance Notes	1
		Dietetic Clinic Room	2	12.0	Diagnostic room	C0224-02	25	18	Warm Air - Reheat Battery	BMS Adjustable Sensor	Yes	Comfort Cooled	Central Supply and Extract	to suit location	to suit location	Balanced	F7	43	41		300	n/a	1000	A	80	Switch / Dimmer	General working plane 1m	See Guidance Notes	1
		Splinting / Casting Room	1	18.0	Consulting Room	X0206-01	28	18	Radiant Panels	Remote Sensor Adj.	Yes	Comfort Cooled Fresh Air	Central Supply and Extract	3	3	Balanced	G4	43	41		300	n/a	1000	A	80	Switch	Bed / Trolley 1.45m	See Guidance Notes	1
		management office	1	20.5	Cellular / Ward Offices	M0251	25	18	Radiant Panels	Remote Sensor Adj.	Yes	Comfort Cooled Fresh Air	Central Supply and Extract	4	4	Balanced	G4	43	n/a		300	n/a	None	A	80	Switch	Desk 0.75 to 0.85m	See Guidance Notes	n/a
		Staff Office - All specialties (39 person)	1	159.0	Open Plan Office	M0132-01	25	18	Radiant Panels	Remote Sensor Adj.	Yes	Comfort Cooled Fresh Air	Central Supply and Extract	4	4	Balanced	G4	43	n/a		300	n/a	None	A	80	Switch	Desk 0.75 to 0.85m	See Guidance Notes	n/a
		Meeting Room - 4 person	1	6.0	Meeting Room	H1313-01	25	18	Radiant Panels	Remote Sensor Adj.	Yes	Ceiling Cassette - Chilled Water	Central Supply and Extract	10 l/s per person	10 l/s per person	Balanced	G4	43	n/a		300	n/a	None	A	80	Switch	Desk 0.75 to 0.85m	See Guidance Notes	n/a
		Meeting Room - 6 person	1	9.0	Meeting Room	H1313-02	25	18	Radiant Panels	Remote Sensor Adj.	Yes	Ceiling Cassette - Chilled Water	Central Supply and Extract	10 l/s per person	10 l/s per person	Balanced	G4	43	n/a		300	n/a	None	A	80	Switch	Desk 0.75 to 0.85m	See Guidance Notes	n/a
		Dictation/ 1:1/Phone Booth	1	4.2	Cellular / Ward Offices	M0251-01	25	18	Radiant Panels	Remote Sensor Adj.	Yes	Comfort Cooled Fresh Air	Central Supply and Extract	4	4	Balanced	G4	43	n/a		300	n/a	None	A	80	Switch	Desk 0.75 to 0.85m	See Guidance Notes	n/a
		A&C Staff Office/Appliance Officer	1	12.0	Cellular / Ward Offices	M0251	25	18	Radiant Panels	Remote Sensor Adj.	Yes	Comfort Cooled Fresh Air	Central Supply and Extract	4	4	Balanced	G4	43	n/a		300	n/a	None	A	80	Switch	Desk 0.75 to 0.85m	See Guidance Notes	n/a
		WC - Staff	2	3.0	Toilet	V1010	28	18	Adjacent Space Transfer Air	None	No	None	Central Dirty Extract	0	10	Negative	None	43	41		200	n/a	None	A	80	Presence detection	Floor 0m	See Guidance Notes	n/a
		Reception	1	6.0	Reception	J0132-01	28	18	Radiant Panels	Remote Sensor Adj.	Yes	Comfort Cooled Fresh Air	Central Supply Air	4	4	Balanced	G4	43	n/a		300	n/a	None	A	80	Switch	Desk 0.75 to 0.85m	See Guidance Notes	n/a
		Waiting Play Area	1	33.0	Waiting Room	J0132-02	28	18	Radiant Panels	Remote Sensor Adj.	Yes	Comfort Cooled Fresh Air	Central Supply and Extract	5	5	Balanced	G4	43	n/a		300	n/a	None	A	80	Switch	Floor 0m	See Guidance Notes	n/a
		WC - Wheelchair accessible	1	4.5	Toilet	V0922	28	18	Adjacent Space Transfer Air	None	No	None	Central Dirty Extract	0	10	Negative	None	43	41		200	n/a	None	A	80	Presence detection	Floor 0m	See Guidance Notes	n/a
		WC - assisted (large+changing)	1	12.3	Toilet	V0922-01	28	18	Adjacent Space Transfer Air	None	No	None	Central Dirty Extract	0	10	Negative	None	43	41		200	n/a	None	A	80	Presence detection	Floor 0m	See Guidance Notes	n/a
		Store - OT	1	4.0	Storage Area Equipment	W1585-??	28	16	Radiant Panels	Remote Sensor Adj.	No	None	Central General Extract	0	3	Negative	None	43	n/a		200	n/a	None	A	80	Presence detection	Floor 0m	See Guidance Notes	n/a
		Store - OT	1	16.5	Storage Area Equipment	W1585-??	28	16	Radiant Panels	Remote Sensor Adj.	No	None	Central General Extract	0	3	Negative	None	43	n/a		200	n/a	None	A	80	Presence detection	Floor 0m	See Guidance Notes	n/a
		Store - OT	1	2.0	Storage Area Equipment	W1585-??	28	16	Radiant Panels	Remote Sensor Adj.	No	None	Central General Extract	0	3	Negative	None	43	n/a		200	n/a	None	A	80	Presence detection	Floor 0m	See Guidance Notes	n/a
		Store - SALT	1	8.0	Storage Area Equipment	W1585-??	28	16	Radiant Panels	Remote Sensor Adj.	No	None	Central General Extract	0	3	Negative	None	43	n/a		200	n/a	None	A	80	Presence detection	Floor 0m	See Guidance Notes	n/a
		Store - Dietetic	1	8.0	Storage Area Equipment	W1585-??	28	16	Radiant Panels	Remote Sensor Adj.	No	None	Central General Extract	0	3	Negative	None	43	n/a		200	n/a	None	A	80	Presence detection	Floor 0m	See Guidance Notes	n/a
		Store - Dietetic	1	1.0	Storage Area Equipment	W1585-??	28	16	Radiant Panels	Remote Sensor Adj.	No	None	Central General Extract	0	3	Negative	None	43	n/a		200	n/a	None	A	80	Presence detection	Floor 0m	See Guidance Notes	n/a
		Store - Dietetic	1	1.5	Storage Area Equipment	W1585-??	28	16	Radiant Panels	Remote Sensor Adj.	No	None	Central General Extract	0	3	Negative	None	43	n/a		200	n/a	None	A	80	Presence detection	Floor 0m	See Guidance Notes	n/a
		Store - Physio	1	4.0	Storage Area Equipment	W1585-??	28	16	Radiant Panels	Remote Sensor Adj.	No	None	Central General Extract	0	3	Negative	None	43	n/a		200	n/a	None	A	80	Presence detection	Floor 0m	See Guidance Notes	n/a
		Store - Physio	1	8.0	Storage Area Equipment	W1585-??	28	16	Radiant Panels	Remote Sensor Adj.	No	None	Central General Extract	0	3	Negative	None	43	n/a		200	n/a	None	A	80	Presence detection	Floor 0m	See Guidance Notes	n/a
		Store - Physio	1	24.5	Storage Area Equipment	W1585-??	28	16	Radiant Panels	Remote Sensor Adj.	No	None	Central General Extract	0	3	Negative	None	43	n/a		200	n/a	None	A	80	Presence detection	Floor 0m	See Guidance Notes	n/a
		Store - Physio	1	8.5	Storage Area Equipment	W1585-??	28	16	Radiant Panels	Remote Sensor Adj.	No	None	Central General Extract	0	3	Negative	None	43	n/a		200	n/a	None	A	80	Presence detection	Floor 0m	See Guidance Notes	n/a
		Store - Physio	1	6.0	Storage Area Equipment	W1585-??	28	16	Radiant Panels	Remote Sensor Adj.	No	None	Central General Extract	0	3	Negative	None	43	n/a		200	n/a	None	A	80	Presence detection	Floor 0m	See Guidance Notes	n/a
		Store - Physio	1	3.5	Storage Area Equipment	W1585-??	28	16	Radiant Panels	Remote Sensor Adj.	No	None	Central General Extract	0	3	Negative	None	43	n/a		200	n/a	None	A	80	Presence detection	Floor 0m	See Guidance Notes	n/a
		Store - Physio	1	13.5	Storage Area Equipment	W1585-??	28	16	Radiant Panels	Remote Sensor Adj.	No	None	Central General Extract	0	3	Negative	None	43	n/a		200	n/a	None	A	80	Presence detection	Floor 0m	See Guidance Notes	n/a
		Store - TIP	1	4.5	Storage Area Equipment	W1585-??	28	16	Radiant Panels	Remote Sensor Adj.	No	None	Central General Extract	0	3	Negative	None	43	n/a		200	n/a	None	A	80	Presence detection	Floor 0m	See Guidance Notes	n/a
		Equipment Decontamination	1	10.0	Equipment Decontamination	Y0335	28	18	Radiant Panels	Remote Sensor Adj.	Yes	Comfort Cooled Fresh Air	Central Supply and Extract	7	10	Negative	G4	43	41		200	n/a	None	A	80	Presence detection	General working plane 1m	See Guidance Notes	n/a
		Pantry	1	8.0	Pantry	P0627	28	18	Radiant Panels	Remote Sensor Adj.	Yes	Comfort Cooled Fresh Air	Central Supply and Extract	6	8	Negative	G4	43	41		300	n/a	None	A	80	Switch	Floor 0m	See Guidance Notes	n/a
		Linen Bay	1	1.5	Linen Bay	W1594-01	28	16	Adjacent Space Transfer Air	None	No	None	Central Extract	0	3	Negative	None	43	n/a		200	n/a	None	A	80	Presence detection	Floor 0m	See Guidance Notes	n/a
		WC - Staff	1	3.0	Toilet	V1010	28	18	Adjacent Space Transfer Air	None	No	None	Central Dirty Extract	0	10	Negative	None	43	41		200	n/a	None	A	80	Presence detection	Floor 0m	See Guidance Notes	n/a
		DSR	1	7.0	DSR	Y1510	28	18	Adjacent Space Transfer Air	None	No	None	Central Dirty Extract	0	6	Negative	None	43	60		100	n/a	None	A	90	Presence detection	Floor 0m	See Guidance Notes	n/a
		Disposal Hold	1	10.0	Disposal Hold	Y0646	28	18	Adjacent Space Transfer Air	None	No	None	Central Dirty Extract	0	10	Negative	None	43	n/a		100	n/a	None	A	90	Presence detection	Floor 0m	See Guidance Notes	n/a
		Dressings / DopplerStore	1	4.0	Storage Area Equipment	W1585-??	28	16	Radiant Panels	Remote Sensor Adj.	No	None	Central General Extract	0	3	Negative	None	43	n/a		200	n/a	None	A	80	Presence detection	Floor 0m	See Guidance Notes	n/a

RHSC / DCN Environmental Matrix

Dept	Dept	Room Name	Qty		Room Function	ADB Code	Temp (max)	Temp (min)	Heating Type	Heating Control	Cooling (present)	Cooling (type)	Ventilation (type)	Supply (ac/hr)	Extract (ac/hr)	Relative pressure	Min filtration	Surface temp	Water temp	Safety Notes	Normal lux	Night lux	Local lux	Standby grade	Colour render	Control	Plane	Medical Location	
D7	Plastics Dressings Clinic	Sluice	1	6.0	Dirty utility	Y0431	28	18	Adjacent Space Transfer Air	None	No	None	Central Dirty Extract	0	6	Negative	None	43	41		200	n/a	None	A	80	Presence detection	Floor 0m	See Guidance Notes	n/a
		Single Telephone Booth	1	4.0	Circulation Areas	G0710	28	18	underfloor heating / none to suit location	BMS Adjustable Sensor	No	None	to suit location	to suit location	to suit location	Balanced	G4	43	41		200	n/a	None	A	80	presence detection	Floor 0m	See Guidance Notes	n/a
		Dressings Room (Burns)	2	16.0	Consulting Room	X0242	28	18	Radiant Panels	Remote Sensor Adj.	Yes	Comfort Cooled Fresh Air	Central Supply and Extract	3	3	Balanced	G4	43	41		300	n/a	1000	A	80	Switch	Bed / Trolley 1.45m	See Guidance Notes	1
		Assisted Bathroom	1	14.0	Bathroom	V1736	28	20	Adjacent Space Transfer Air	None	No	None	Central Dirty Extract	0	10	Negative	None	43	41		200	n/a	None	A	80	Presence detection	Floor 0m	See Guidance Notes	n/a
D8	Social Work	Open Plan Area	1	45.1	Waiting Room	J0132-02	28	18	Radiant Panels	Remote Sensor Adj.	Yes	Comfort Cooled Fresh Air	Central Supply and Extract	5	5	Balanced	G4	43	n/a		300	n/a	None	A	80	Switch	Floor 0m	See Guidance Notes	n/a
		Interview Room	1	9.0	Meeting Room	M0724	25	18	Radiant Panels	Remote Sensor Adj.	Yes	Ceiling Cassette - Chilled Water	Central Supply and Extract	10 l/s per person	10 l/s per person	Balanced	G4	43	n/a		300	n/a	None	A	80	Switch	Desk 0.75 to 0.85m	See Guidance Notes	n/a
D9	Medical Day Care Unit - 5 Beds	Reception: 2 staff	1	3.0	Reception	J0132-01	28	18	Radiant Panels	Remote Sensor Adj.	Yes	Comfort Cooled Fresh Air	Central Supply Air	4	4	Balanced	G4	43	n/a		300	n/a	None	A	80	Switch	Desk 0.75 to 0.85m	See Guidance Notes	n/a
		Office and Storage 2 staff	1	12.0	Cellular / Ward Offices	M0251	25	18	Radiant Panels	Remote Sensor Adj.	Yes	Comfort Cooled Fresh Air	Central Supply and Extract	4	4	Balanced	G4	43	n/a		300	n/a	None	A	80	Switch	Desk 0.75 to 0.85m	See Guidance Notes	n/a
		Waiting Area	1	12.0	Waiting Room	J0132-02	28	18	Radiant Panels	Remote Sensor Adj.	Yes	Comfort Cooled Fresh Air	Central Supply and Extract	5	5	Balanced	G4	43	n/a		300	n/a	None	A	80	Switch	Floor 0m	See Guidance Notes	n/a
		Waiting Play Area	1	20.0	Waiting Room	J0132-02	28	18	Radiant Panels	Remote Sensor Adj.	Yes	Comfort Cooled Fresh Air	Central Supply and Extract	5	5	Balanced	G4	43	n/a		300	n/a	None	A	80	Switch	Floor 0m	See Guidance Notes	n/a
		WC - Wheelchair accessible	1	4.5	Toilet	V0922	28	18	Adjacent Space Transfer Air	None	No	None	Central Dirty Extract	0	10	Negative	None	43	41		200	n/a	None	A	80	Presence detection	Floor 0m	See Guidance Notes	n/a
		Touchdown Base	1	2.0	staff base	T0151	28	18	Radiant Panels	Remote Sensor Adj.	No	None	Central Supply and Extract	10l/s/per person	10l/s/per person	Balanced	G4	n/a	n/a		200/300	n/a	None	A	80	Switch / Dimmer	Desk 0.75 to 0.85m	See Guidance Notes	n/a
		Multi Bed Room: day care, 3 beds	1	40.5	Multi-bed Wards	B0405-01	25	18	Radiant Panels	Remote Sensor Adj.	Yes	Comfort Cooled Fresh Air	Natural and Central Supply Air	4	via ensuite	positive to ensuite	G4	43	41		100	5	300	A	80	switch / dimmer	Bed / Trolley 1.45m	See Guidance Notes	n/a
		WC - Wheelchair accessible	1	4.5	Toilet	V0922	28	18	Adjacent Space Transfer Air	None	No	None	Central Dirty Extract	0	10	Negative	None	43	41		200	n/a	None	A	80	Presence detection	Floor 0m	See Guidance Notes	n/a
		Single Bedroom	2	17.0	Bedroom	B0305	25	18	Radiant Panels	Remote Sensor Adj.	Yes	Comfort Cooled Fresh Air	Natural & Central Supply Air	4	via ensuite	Balanced	G4	43	41		100	5	300	A	80	Switch / Dimmer	Bed / Trolley 1.45m	See Guidance Notes	1
		En Suite WC / WHB	2	4.5	Toilet	V1010	28	18	Adjacent Space Transfer Air	None	No	None	Central Dirty Extract	0	10	Negative	None	43	41		200	n/a	None	A	80	Presence detection	Floor 0m	See Guidance Notes	n/a
		Patient Treatment Lounge	1	32.4	Treatment Room	X1504	28	18	Radiant Panels	Remote Sensor Adj.	Yes	Comfort Cooled Fresh Air	Central Supply Air	10	0	Positive	F7	43	41		500	n/a	1000	A	90	Switch	Bed / Trolley 1.45m	See Guidance Notes	n/a
		Consult/Examination	1	15.5	Consulting Room	C0224	28	18	Radiant Panels	Remote Sensor Adj.	Yes	Comfort Cooled Fresh Air	Central Supply and Extract	3	3	Balanced	G4	43	41		300	n/a	1000	A	80	Switch	Bed / Trolley 1.45m	See Guidance Notes	1
		Treatment Room	1	16.0	Treatment Room	X0105	28	18	Radiant Panels	Remote Sensor Adj.	Yes	Comfort Cooled Fresh Air	Central Supply Air	10	0	Positive	F7	43	41		500	n/a	1000	A	90	Switch	Bed / Trolley 1.45m	See Guidance Notes	n/a
		Parking Bay: 1 patient trolley/whch	1	5.0	Circulation Equipment Storage Bays	G0180-03	28	16	Adjacent Space Transfer Air	None	No	None	Central General Extract	0	3	Negative	None	43	n/a		200	n/a	None	A	80	Presence detection	Floor 0m	See Guidance Notes	n/a
		Interview, Counselling & Quiet Room	1	9.0	Meeting Room	M0724	25	18	Radiant Panels	Remote Sensor Adj.	Yes	Ceiling Cassette - Chilled Water	Central Supply and Extract	10 l/s per person	10 l/s per person	Balanced	G4	43	n/a		300	n/a	None	A	80	Switch	Desk 0.75 to 0.85m	See Guidance Notes	n/a
		WC - Staff	1	3.0	Toilet	V1010	28	18	Adjacent Space Transfer Air	None	No	None	Central Dirty Extract	0	10	Negative	None	43	41		200	n/a	None	A	80	Presence detection	Floor 0m	See Guidance Notes	n/a
		Pantry	1	8.0	Pantry	P0627	28	18	Radiant Panels	Remote Sensor Adj.	Yes	Comfort Cooled Fresh Air	Central Supply and Extract	6	8	Negative	G4	43	41		300	n/a	None	A	80	Switch	Floor 0m	See Guidance Notes	n/a
		Ward Management Office	1	9.0	Cellular / Ward Offices	M0251	25	18	Radiant Panels	Remote Sensor Adj.	Yes	Comfort Cooled Fresh Air	Central Supply and Extract	4	4	Balanced	G4	43	n/a		300	n/a	None	A	80	Switch	Desk 0.75 to 0.85m	See Guidance Notes	n/a
		Resuscitation Trolley Bay	1	1.0	Resus Trolley bay	G0180-01	28	18	Adjacent Space Transfer Air	None	No	None	None	0	0	n/a	None	43	n/a		500	n/a	None	A	90	Switch	Bed / Trolley 1.45m	See Guidance Notes	n/a
		Clean Utility	1	12.0	Clean Utility	T0101	28	18	Radiant Panels	Remote Sensor Adj.	Yes	Comfort Cooled Fresh Air	Central Supply Air	6	0	Positive	G4	43	41		150	n/a	None	A	80	Presence detection	General working plane 1m	See Guidance Notes	n/a
		Dirty Utility	1	11.0	Dirty utility	Y0431	28	18	Adjacent Space Transfer Air	None	No	None	Central Dirty Extract	0	6	Negative	None	43	41		200	n/a	None	A	80	Presence detection	Floor 0m	See Guidance Notes	n/a
		Store - General	1	8.0	Storage Area Equipment	W1585	28	16	Radiant Panels	Remote Sensor Adj.	No	None	Central General Extract	0	3	Negative	None	43	n/a		200	n/a	None	A	80	Presence detection	Floor 0m	See Guidance Notes	n/a
		Linen Bay	1	1.5	Linen Bay	W1594-01	28	16	Adjacent Space Transfer Air	None	No	None	Central Extract	0	3	Negative	None	43	n/a		200	n/a	None	A	80	Presence detection	Floor 0m	See Guidance Notes	n/a
		Disposal Hold	1	10.0	Disposal Hold	Y0646	28	18	Adjacent Space Transfer Air	None	No	None	Central Dirty Extract	0	10	Negative	None	43	n/a		100	n/a	None	A	90	Presence detection	Floor 0m	See Guidance Notes	n/a
		Physical Measurement	1	3.5	Consulting Room	C0522-02	28	18	Radiant Panels	Remote Sensor Adj.	Yes	Comfort Cooled Fresh Air	Central Supply and Extract	3	3	Balanced	G4	43	41		300	n/a	1000	A	80	Switch	Bed / Trolley 1.45m	See Guidance Notes	1
D10	Ambulatory Care Shared Support	Staff Room	1	48.0	Common room/staff room/lounge	D0608-03	28	18	Radiant Panels	Remote Sensor Adj.	Yes	Comfort Cooled Fresh Air	Central Supply and Extract	6	8	Negative	G4	43	41		300	n/a	None	A	80	Switch	Floor 0m	See Guidance Notes	n/a
		Reception Desk/Staff Base	1	3.0	Reception	J0132-01	28	18	Radiant Panels	Remote Sensor Adj.	Yes	Comfort Cooled Fresh Air	Central Supply Air	4	4	Balanced	G4	43	n/a		300	n/a	None	A	80	Switch	Desk 0.75 to 0.85m	See Guidance Notes	n/a
		Dining / Play Room	1	15.0	Eating/Drinking	D0608-01	28	18	Radiant Panels	Remote Sensor Adj.	Yes	Comfort Cooled Fresh Air	Central Supply and Extract	10 l/s per person	10 l/s per person	Balanced	G4	43	41		300	n/a	None	A	80	Switch	Floor 0m	See Guidance Notes	n/a
		Single Bedroom	4	17.0	Bedroom	B0305-01	25	18	Radiant Panels	Remote Sensor Adj.	Yes	Comfort Cooled Fresh Air	Natural & Central Supply Air	4	via ensuite	Balanced	G4	43	41		100	5	300	A	80	Switch / Dimmer	Bed / Trolley 1.45m	See Guidance Notes	1
		En-suite Shower / WC / WHB	4	4.5	Bathroom	V1643	28	20	Adjacent Space Transfer Air	None	No	None	Central Dirty Extract	0	10	Negative	None	43	41		200	n/a	None	A	80	Presence detection	Floor 0m	See Guidance Notes	n/a
		4 Bed Room	2	63.0	Multi-bed Wards	B0405	25	18	Radiant Panels	Remote Sensor Adj.	Yes	Comfort Cooled Fresh Air	Natural and Central Supply Air	4	via ensuite	positive to ensuite	G4	43	41		100	5	300	A	80	switch / dimmer	Bed / Trolley 1.45m	See Guidance Notes	n/a
		En-suite Shower / WC / WHB	2	6.0	Bathroom	V1643	28	20	Adjacent Space Transfer Air	None	No	None	Central Dirty Extract	0	10	Negative	None	43	41		200	n/a	None	A	80	Presence detection	Floor 0m	See Guidance Notes	n/a
		Single Bedroom	2	17.0	Bedroom	B0305-01	25	18	Radiant Panels	Remote Sensor Adj.	Yes	Comfort Cooled Fresh Air	Natural & Central Supply Air	4	via ensuite	Balanced	G4	43	41		100	5	300	A	80	Switch / Dimmer	Bed / Trolley 1.45m	See Guidance Notes	1
		En-suite wheelchair-accessible WC, Shower & wash	2	4.5	Bathroom	V1643	28	20	Adjacent Space Transfer Air	None	No	None	Central Dirty Extract	0	10	Negative	None	43	41		200	n/a	None	A	80	Presence detection	Floor 0m	See Guidance Notes	n/a
		Bath / WC / Washing	1	14.0	Bathroom	V1736	28	20	Adjacent Space Transfer Air	None	No	None	Central Dirty Extract	0	10	Negative	None	43	41		200	n/a	None	A	80	Presence detection	Floor 0m	See Guidance Notes	n/a
		Treatment Room	1	16.0	Treatment Room	X0105	28	18	Radiant Panels	Remote Sensor Adj.	Yes	Comfort Cooled Fresh Air	Central Supply Air	10	0	Positive	F7	43	41		500	n/a	1000	A	90	Switch	Bed / Trolley 1.45m	See Guidance Notes	n/a
		Ward Management Office	1	9	Cellular / Ward Offices	M0251	25	18	Radiant Panels	Remote Sensor Adj.	Yes	Comfort Cooled Fresh Air	Central Supply and Extract	4	4	Balanced	G4	43	n/a		300	n/a	None	A	80	Switch	Desk 0.75 to 0.85m	See Guidance Notes	n/a
		Touchdown Base	2	2	staff base	T0151	28	18	Radiant Panels	Remote Sensor Adj.	No	None	Central Supply and Extract	10l/s/per person	10l/s/per person	Balanced	G4	n/a	n/a		200/300	n/a	None	A	80	Switch / Dimmer	Desk 0.75 to 0.85m	See Guidance Notes	n/a
		Staff WC	1	3.0	Toilet	V1010	28	18	Adjacent Space Transfer Air	None	No	None	Central Dirty Extract	0	10	Negative	None	43	41		200	n/a	None	A	80	Presence detection	Floor 0m	See Guidance Notes	n/a
		WC - Visitors	1	3.0	Toilet	V1010	28	18	Adjacent Space Transfer Air	None	No	None	Central Dirty Extract	0	10	Negative	None	43	41		200	n/a	None	A	80	Presence detection	Floor 0m	See Guidance Notes	n/a
		Clean Utility	1	12.0	Clean Utility	T0101	28	18	Radiant Panels	Remote Sensor Adj.	Yes	Comfort Cooled Fresh Air	Central Supply Air	6	0	Positive	G4	43	41		150	n/a	None	A	80	Presence detection	General working plane 1m	See Guidance Notes	n/a
		Dirty Utility	1	14.0	Dirty utility	Y0431	28	18	Adjacent Space Transfer Air	None	No	None	Central Dirty Extract	0	6	Negative	None	43	41		200	n/a	None	A	80	Presence detection	Floor 0m	See Guidance Notes	n/a
		Pantry	1	8.0	Pantry	P0627	28	18	Radiant Panels	Remote Sensor Adj.	Yes	Comfort Cooled Fresh Air	Central Supply and Extract	6	8	Negative	G4	43	41		300	n/a	None	A	80	Switch	Floor 0m	See Guidance Notes	n/a
		Resus Trolley Bay	1	1.0	Resus Trolley bay	G0180-01	28	18	Adjacent Space Transfer Air	None	No	None	None	0	0	n/a	None	43	n/a		500	n/a	None	A	90	Switch	Bed / Trolley 1.45m	See Guidance Notes	n/a
		Linen Bay	1	1.5	Linen Bay	W1594-01	28	16	Adjacent Space Transfer Air	None	No	None	Central Extract	0	3	Negative	None	43	n/a		200	n/a	None	A	80	Presence detection	Floor 0m	See Guidance Notes	n/a
		Store - General	1	10.0	Storage Area Equipment	W1585	28	16	Radiant Panels	Remote Sensor Adj.	No	None	Central General Extract	0	3	Negative	None	43	n/a		200	n/a	None	A	80	Presence detection	Floor 0m	See Guidance Notes	n/a
		Store - Equipment	1	10.0	Storage Area Equipment	W1585	28	16	Radiant Panels	Remote Sensor Adj.	No	None	Central General Extract	0	3	Negative	None	43	n/a		200	n/a	None	A	80	Presence detection	Floor 0m	See Guidance Notes	n/a
		DSR	1	7.0	DSR	Y1510	28	18	Adjacent Space Transfer Air	None	No	None	Central Dirty Extract	0	6	Negative	None	43	60		100	n/a	None	A	90	Presence detection	Floor 0m	See Guidance Notes	n/a
E1	Pod	RHSC OPD Reception	1	10.0	Reception	J0132-01	28	18	Radiant Panels	Remote Sensor Adj.	Yes	Comfort Cooled Fresh Air	Central Supply Air	4	4	Balanced	G4	43	n/a		300	n/a	None	A	80	Switch	Desk 0.75 to 0.85m	See Guidance Notes	n/a
		RHSC OPD Main Waiting	1	15.0	Waiting Room	J1255	28	18	Radiant Panels	Remote Sensor Adj.	Yes	Comfort Cooled Fresh Air	Central Supply and Extract	5	5	Balanced	G4	43	n/a		300	n/a	None	A	80	Switch	Floor 0m	See Guidance Notes	n/a
		RHSC OPD Suite A Sub Waiting	1	54.0	Waiting Room	J0132-02	28	18	Radiant Panels	Remote Sensor Adj.	Yes	Comfort Cooled Fresh Air	Central Supply and Extract	5	5	Balanced	G4	43	n/a		300	n/a	None	A	80	Switch	Floor 0m	See Guidance Notes	n/a
		Multi-Funtional Activity Zone	1	297.0	Patient Accommodation Day	J0232-03	25	18	Radiant Panels	Remote Sensor Adj.	Yes	Comfort Cooled Fresh Air	Central Supply Air	4	4	Balanced	G4	43	41		100	n/a	None	A	80	Switch	Bed / Trolley 1.45m	See Guidance Notes	n/a
		WC Fully Accessible changing room	4	4.5	Toilet	V0922-01	28	18	Adjacent Space Transfer Air	None	No	None	Central Dirty Extract	0	10	Negative	None	43	41		200	n/a	None	A	80	Presence detection	Floor 0m	See Guidance Notes	n/a
		Wheelchair Accessible	1	3.0	Toilet	V1010	28	18	Adjacent Space Transfer Air	None	No	None	Central Dirty Extract	0	10	Negative	None	43	41		200	n/a	None	A	80	Presence detection	Floor 0m	See Guidance Notes	n/a

RHSC / DCN Environmental Matrix

Dept	Dept	Room Name	Qty		Room Function	ADB Code	Temp (max)	Temp (min)	Heating Type	Heating Control	Cooling (present)	Cooling (type)	Ventilation (type)	Supply (ac/hr)	Extract (ac/hr)	Relative pressure	Min filtration	Surface temp	Water temp	Safety Notes	Normal lux	Night lux	Local lux	Standby grade	Colour render	Control	Plane	Medical Location	
		WC - Ambulant	1	7.0	Toilet	V1010	28	18	Adjacent Space Transfer Air	None	No	None	Central Dirty Extract	0	10	Negative	None	43	41		200	n/a	None	A	80	Presence detection	Floor 0m	See Guidance Notes	n/a
		DSR	1	7.0	DSR	Y1510	28	18	Adjacent Space Transfer Air	None	No	None	Central Dirty Extract	0	6	Negative	None	43	60		100	n/a	None	A	90	Presence detection	Floor 0m	See Guidance Notes	n/a
		Reception	1	6.0	Reception	J0132-01	28	18	Radiant Panels	Remote Sensor Adj.	Yes	Comfort Cooled Fresh Air	Central Supply Air	4	4	Balanced	G4	43	n/a		300	n/a	None	A	80	Switch	Desk 0.75 to 0.85m	See Guidance Notes	n/a
		Waiting Area	1	18.0	Waiting Room	J0132-02	28	18	Radiant Panels	Remote Sensor Adj.	Yes	Comfort Cooled Fresh Air	Central Supply and Extract	5	5	Balanced	G4	43	n/a		300	n/a	None	A	80	Switch	Floor 0m	See Guidance Notes	n/a
		Group Room	1	24.0	Meeting Room	H1107	25	18	Radiant Panels	Remote Sensor Adj.	Yes	Ceiling Cassette - Chilled Water	Central Supply and Extract	10 l/s per person	10 l/s per person	Balanced	G4	43	n/a		300	n/a	None	A	80	Switch	Desk 0.75 to 0.85m	See Guidance Notes	n/a
		Control / Viewing	1	10.0	Diagnostic room	E0604-06	25	18	Warm Air - Reheat Battery	BMS Adjustable Sensor	Yes	Comfort Cooled	Central Supply and Extract	to suit location	to suit location	Balanced	F7	43	41		300	n/a	1000	A	80	Switch / Dimmer	General working plane 1m	See Guidance Notes	1
		Time Out Room	1	6.0	Common room/staff room/lounge	H1107-01	28	18	Radiant Panels	Remote Sensor Adj.	Yes	Comfort Cooled Fresh Air	Central Supply and Extract	6	8	Negative	G4	43	41		300	n/a	None	A	80	Switch	Floor 0m	See Guidance Notes	n/a
		Play Room	1	24.0	Common room/staff room/lounge	H1322-01	28	18	Radiant Panels	Remote Sensor Adj.	Yes	Comfort Cooled Fresh Air	Central Supply and Extract	6	8	Negative	G4	43	41		300	n/a	None	A	80	Switch	Floor 0m	See Guidance Notes	n/a
		Multi-Disciplinary Office	1	28.7	Multi Disciplinary Work Areas	M0254	25	18	Radiant Panels	Remote Sensor Adj.	Yes	Comfort Cooled Fresh Air	Central Supply and Extract	4	4	Balanced	G4	43	n/a		300	n/a	1000	A	80	Switch	Desk 0.75 to 0.85m	See Guidance Notes	n/a
		Sitting Room	1	15.0	Common room/staff room/lounge	D1120	28	18	Radiant Panels	Remote Sensor Adj.	Yes	Comfort Cooled Fresh Air	Central Supply and Extract	6	8	Negative	G4	43	41		300	n/a	None	A	80	Switch	Floor 0m	See Guidance Notes	n/a
		Multi-Disciplinary Office	1	28.7	Multi Disciplinary Work Areas	M0254	25	18	Radiant Panels	Remote Sensor Adj.	Yes	Comfort Cooled Fresh Air	Central Supply and Extract	4	4	Balanced	G4	43	n/a		300	n/a	None	A	80	Switch	Desk 0.75 to 0.85m	See Guidance Notes	n/a
		Group Room	1	24.0	Common room/staff room/lounge	H1107	28	18	Radiant Panels	Remote Sensor Adj.	Yes	Comfort Cooled Fresh Air	Central Supply and Extract	6	8	Negative	G4	43	41		300	n/a	None	A	80	Switch	Desk 0.75 to 0.85m	See Guidance Notes	n/a
		Sitting Room	1	15.0	Common room/staff room/lounge	D1120	28	18	Radiant Panels	Remote Sensor Adj.	Yes	Comfort Cooled Fresh Air	Central Supply and Extract	6	8	Negative	G4	43	41		300	n/a	None	A	80	Switch	Floor 0m	See Guidance Notes	n/a
		Multi-Disciplinary Office	1	28.7	Multi Disciplinary Work Areas	M0254	25	18	Radiant Panels	Remote Sensor Adj.	Yes	Comfort Cooled Fresh Air	Central Supply and Extract	4	4	Balanced	G4	43	n/a		300	n/a	1000	A	80	Switch	Desk 0.75 to 0.85m	See Guidance Notes	n/a
		Single Bed Room	10	10.0	Bedroom	B0510	25	18	Radiant Panels	Remote Sensor Adj.	Yes	Comfort Cooled Fresh Air	Natural & Central Supply Air	4	via ensuite	Balanced	G4	43	41		100	5	300	A	80	Switch / Dimmer	Bed / Trolley 1.45m	See Guidance Notes	1
		Single Bed Room (large)	2	11.5	Bedroom	B0510	25	18	Radiant Panels	Remote Sensor Adj.	Yes	Comfort Cooled Fresh Air	Natural & Central Supply Air	4	via ensuite	Balanced	G4	43	41		100	5	300	A	80	Switch / Dimmer	Bed / Trolley 1.45m	See Guidance Notes	1
		En-suite wheelchair-accessible WC, Shower & wash	12	4.5	Bathroom	V1610	28	20	Adjacent Space Transfer Air	None	No	None	Central Dirty Extract	0	10	Negative	None	43	41		200	n/a	None	A	80	Presence detection	Floor 0m	See Guidance Notes	n/a
		Clinical Base - Open Plan Area	1	10.0	Reception	T0151	28	18	Radiant Panels	Remote Sensor Adj.	Yes	Comfort Cooled Fresh Air	Central Supply Air	4	4	Balanced	G4	43	n/a		300	n/a	None	A	80	Switch	Desk 0.75 to 0.85m	See Guidance Notes	n/a
		TV / Living Room - Open Plan Area	1	24.0	Common room/staff room/lounge	D1120-02	28	18	Radiant Panels	Remote Sensor Adj.	Yes	Comfort Cooled Fresh Air	Central Supply and Extract	6	8	Negative	G4	43	41		300	n/a	None	A	80	Switch	Floor 0m	See Guidance Notes	n/a
		Open Space	1	43.0	Waiting Room	J0132-02	28	18	Radiant Panels	Remote Sensor Adj.	Yes	Comfort Cooled Fresh Air	Central Supply and Extract	5	5	Balanced	G4	43	n/a		300	n/a	None	A	80	Switch	Floor 0m	See Guidance Notes	n/a
		Pantry	1	8.0	Pantry	P0627	28	18	Radiant Panels	Remote Sensor Adj.	Yes	Comfort Cooled Fresh Air	Central Supply and Extract	6	8	Negative	G4	43	41		300	n/a	None	A	80	Switch	Floor 0m	See Guidance Notes	n/a
		Quiet Room	1	12	Cellular / Ward Offices	M0251	25	18	Radiant Panels	Remote Sensor Adj.	Yes	Comfort Cooled Fresh Air	Central Supply and Extract	4	4	Balanced	G4	43	n/a		300	n/a	None	A	80	Switch	Desk 0.75 to 0.85m	See Guidance Notes	n/a
		WC - Staff	2	3.0	Toilet	V1010	28	18	Adjacent Space Transfer Air	None	No	None	Central Dirty Extract	0	10	Negative	None	43	41		200	n/a	None	A	80	Presence detection	Floor 0m	See Guidance Notes	n/a
		Therapy Room	1	15.0	Consulting Room	X0613	28	18	Radiant Panels	Remote Sensor Adj.	Yes	Comfort Cooled Fresh Air	Central Supply and Extract	3	3	Balanced	G4	43	41		300	n/a	1000	A	80	Switch	Bed / Trolley 1.45m	See Guidance Notes	1
		Group Room	1	24.0	Meeting Room	H1107	25	18	Radiant Panels	Remote Sensor Adj.	Yes	Ceiling Cassette - Chilled Water	Central Supply and Extract	10 l/s per person	10 l/s per person	Balanced	G4	43	n/a		300	n/a	None	A	80	Switch	Desk 0.75 to 0.85m	See Guidance Notes	n/a
		Laundry Room	1	6.0	Laundry	Y0521	28	18	Adjacent Space Transfer Air	None	Yes	Comfort Cooled Fresh Air	Central Supply and Extract	6	10	Negative	G4	43	60		300	n/a	None	A	80	Switch	Floor 0m	See Guidance Notes	n/a
		Drug Room	1	6.0	Clean Utility	T0101	28	18	Radiant Panels	Remote Sensor Adj.	Yes	Comfort Cooled Fresh Air	Central Supply Air	6	0	Positive	G4	43	41		150	n/a	None	A	80	Presence detection	General working plane 1m	See Guidance Notes	n/a
		Dirty Utility	1	6.0	Dirty utility	Y0431	28	18	Adjacent Space Transfer Air	None	No	None	Central Dirty Extract	0	6	Negative	None	43	41		200	n/a	None	A	80	Presence detection	Floor 0m	See Guidance Notes	n/a
F1	CAMHS - 12 Bed	Disposal Hold	1	10.0	Disposal Hold	Y0646	28	18	Adjacent Space Transfer Air	None	No	None	Central Dirty Extract	0	10	Negative	None	43	n/a		100	n/a	None	A	80	Presence detection	Floor 0m	See Guidance Notes	n/a
		Linen Bay	1	1.5	Linen Bay	W1594-01	28	16	Adjacent Space Transfer Air	None	No	None	Central Extract	0	3	Negative	None	43	n/a		200	n/a	None	A	80	Presence detection	Floor 0m	See Guidance Notes	n/a
		Treatment Room	1	16.0	Treatment Room	X0105	28	18	Radiant Panels	Remote Sensor Adj.	Yes	Comfort Cooled Fresh Air	Central Supply Air	10	0	Positive	F7	43	41		500	n/a	1000	A	90	Switch	Bed / Trolley 1.45m	See Guidance Notes	n/a
		Multidisciplinary Office - Inpatients	1	28.7	Multi Disciplinary Work Areas	M0254	25	18	Radiant Panels	Remote Sensor Adj.	Yes	Comfort Cooled Fresh Air	Central Supply and Extract	4	4	Balanced	G4	43	n/a		300	n/a	1000	A	80	Switch	Desk 0.75 to 0.85m	See Guidance Notes	n/a
		Multidisciplinary Office - ITS	1	24.6	Multi Disciplinary Work Areas	M0254	25	18	Radiant Panels	Remote Sensor Adj.	Yes	Comfort Cooled Fresh Air	Central Supply and Extract	4	4	Balanced	G4	43	n/a		300	n/a	1000	A	80	Switch	Desk 0.75 to 0.85m	See Guidance Notes	n/a
		Resuscitation Trolley Bay	1	1.0	Resus Trolley bay	G0180-01	28	18	Adjacent Space Transfer Air	None	No	None	None	0	0	n/a	None	43	n/a		500	n/a	None	A	90	Switch	Bed / Trolley 1.45m	See Guidance Notes	n/a
		Consultant Psychiatrist / Psychologist	1	20.5	Cellular / Ward Offices	M0251	25	18	Radiant Panels	Remote Sensor Adj.	Yes	Comfort Cooled Fresh Air	Central Supply and Extract	4	4	Balanced	G4	43	n/a		300	n/a	None	A	80	Switch	Desk 0.75 to 0.85m	See Guidance Notes	n/a
		Secretary/Filing Office	1	18	Cellular / Ward Offices	M0251	25	18	Radiant Panels	Remote Sensor Adj.	Yes	Comfort Cooled Fresh Air	Central Supply and Extract	4	4	Balanced	G4	43	n/a		300	n/a	None	A	80	Switch	Desk 0.75 to 0.85m	See Guidance Notes	n/a
		Storage (testing)	1	6.0	Storage Area Equipment	W1585-??	28	16	Radiant Panels	Remote Sensor Adj.	No	None	Central General Extract	0	3	Negative	None	43	n/a		200	n/a	None	A	80	Presence detection	Floor 0m	See Guidance Notes	n/a
		Storage / Photocopy	1	10.0	Storage Area Equipment	W1585-??	28	16	Radiant Panels	Remote Sensor Adj.	No	None	Central General Extract	0	3	Negative	None	43	n/a		200	n/a	None	A	80	Presence detection	Floor 0m	See Guidance Notes	n/a
		Physical Measurement	1	3.5	Consulting Room	C0522-02	28	18	Radiant Panels	Remote Sensor Adj.	Yes	Comfort Cooled Fresh Air	Central Supply and Extract	3	3	Balanced	G4	43	41		300	n/a	1000	A	80	Switch	Bed / Trolley 1.45m	See Guidance Notes	1
		Large Family Interview Room	1	14.0	Meeting Room	M0724	25	18	Radiant Panels	Remote Sensor Adj.	Yes	Ceiling Cassette - Chilled Water	Central Supply and Extract	10 l/s per person	10 l/s per person	Balanced	G4	43	n/a		300	n/a	None	A	80	Switch	Desk 0.75 to 0.85m	See Guidance Notes	n/a
		Family Interview Room	1	12.0	Meeting Room	M0724	25	18	Radiant Panels	Remote Sensor Adj.	Yes	Ceiling Cassette - Chilled Water	Central Supply and Extract	10 l/s per person	10 l/s per person	Balanced	G4	43	n/a		300	n/a	None	A	80	Switch	Desk 0.75 to 0.85m	See Guidance Notes	n/a
		Interview Room	4	9.0	Meeting Room	M0724	25	18	Radiant Panels	Remote Sensor Adj.	Yes	Ceiling Cassette - Chilled Water	Central Supply and Extract	10 l/s per person	10 l/s per person	Balanced	G4	43	n/a		300	n/a	None	A	80	Switch	Desk 0.75 to 0.85m	See Guidance Notes	n/a
		WC - Wheelchair accessible	3	4.5	Toilet	V0922	28	18	Adjacent Space Transfer Air	None	No	None	Central Dirty Extract	0	10	Negative	None	43	41		200	n/a	None	A	80	Presence detection	Floor 0m	See Guidance Notes	n/a
		Shower / WC / WHB assisted	1	6.0	Bathroom	V1643	28	20	Adjacent Space Transfer Air	None	No	None	Central Dirty Extract	0	10	Negative	None	43	41		200	n/a	None	A	80	Presence detection	Floor 0m	See Guidance Notes	n/a
		Dining Room (Inpatients & Day Prog)	1	62.0	Eating/Drinking	D0608-02	28	18	Radiant Panels	Remote Sensor Adj.	Yes	Comfort Cooled Fresh Air	Central Supply and Extract	10 l/s per person	10 l/s per person	Balanced	G4	43	41		300	n/a	None	A	80	Switch	Floor 0m	See Guidance Notes	n/a
		Pantry	1	8.0	Pantry	P0627	28	18	Radiant Panels	Remote Sensor Adj.	Yes	Comfort Cooled Fresh Air	Central Supply and Extract	6	8	Negative	G4	43	41		300	n/a	None	A	80	Switch	Floor 0m	See Guidance Notes	n/a
		Therapeutic Kitchen	1	22.0	Ward Kitchen	Q0121	28	18	Adjacent Space Transfer Air	None	Yes	Ceiling Cassette - Chilled Water	Central General Extract	0	6	Negative	G4	n/a	60		500	n/a	None	A	80	Switch	General working plane 1m	See Guidance Notes	n/a
		Large Group Room	1	30.0	Meeting Room	H1107	25	18	Radiant Panels	Remote Sensor Adj.	Yes	Ceiling Cassette - Chilled Water	Central Supply and Extract	10 l/s per person	10 l/s per person	Balanced	G4	43	n/a		300	n/a	None	A	80	Switch	Desk 0.75 to 0.85m	See Guidance Notes	n/a
		Therapy / Play Therapy Room	1	15.0	Common room/staff room/lounge	H0322-01	28	18	Radiant Panels	Remote Sensor Adj.	Yes	Comfort Cooled Fresh Air	Central Supply and Extract	6	8	Negative	G4	43	41		300	n/a	None	A	80	Switch	Floor 0m	See Guidance Notes	n/a
		Art Room	1	24.0	Classroom	H1313-03	25	18	Radiant Panels	Remote Sensor Adj.	Yes	Ceiling Cassette - Chilled Water	Central Supply and Extract	10 l/s per person	10 l/s per person	Balanced	G4	43	41		300	n/a	None	A	80	Switch	Desk 0.75 to 0.85m	See Guidance Notes	n/a
		Recreation Room	1	45.0	Common room/staff room/lounge	H0322-01	28	18	Radiant Panels	Remote Sensor Adj.	Yes	Comfort Cooled Fresh Air	Central Supply and Extract	6	8	Negative	G4	43	41		300	n/a	None	A	80	Switch	Floor 0m	See Guidance Notes	n/a
		DSR	1	7.0	DSR	Y1510	28	18	Adjacent Space Transfer Air	None	No	None	Central Dirty Extract	0	6	Negative	None	43	60		100	n/a	None	A	90	Presence detection	Floor 0m	See Guidance Notes	n/a
		Ward Manager Office	1	16.0	Cellular / Ward Offices	M0251	25	18	Radiant Panels	Remote Sensor Adj.	Yes	Comfort Cooled Fresh Air	Central Supply and Extract	4	4	Balanced	G4	43	n/a		300	n/a	None	A	80	Switch	Desk 0.75 to 0.85m	See Guidance Notes	n/a
		Ward kitchen	1	12.0	Ward Kitchen	P0627-01	28	18	Adjacent Space Transfer Air	None	Yes	Ceiling Cassette - Chilled Water	Central General Extract	0	6	Negative	G4	n/a	60		500	n/a	None	A	80	Switch	General working plane 1m	See Guidance Notes	n/a
		Quiet Zone	1	11.0	Common room/staff room/lounge	H1107-01	28	18	Radiant Panels	Remote Sensor Adj.	Yes	Comfort Cooled Fresh Air	Central Supply and Extract	6	8	Negative	G4	43	41		300	n/a	None	A	80	Switch	Floor 0m	See Guidance Notes	n/a
		Dictation/ 1:1/Phone Booth	1	4.2	Cellular / Ward Offices	M0251-01	25	18	Radiant Panels	Remote Sensor Adj.	Yes	Comfort Cooled Fresh Air	Central Supply and Extract	4	4	Balanced	G4	43	n/a		300	n/a	None	A	80	Switch	Desk 0.75 to 0.85m	See Guidance Notes	n/a
		Dirty Equipment	1	10.0	Storage Area Equipment	W1585-??	28	16	Radiant Panels	Remote Sensor Adj.	No	None	Central General Extract	0	3	Negative	None	43	n/a		200	n/a	None	A	80	Presence detection	Floor 0m	See Guidance Notes	n/a
G2	Equipment Librar	Clean Equipment	1	50.0	Storage Area Equipment	W1585-??	28	16	Radiant Panels	Remote Sensor Adj.	No	None	Central General Extract	0	3	Negative	None	43	n/a		200	n/a	None	A	80	Presence detection	Floor 0m	See Guidance Notes	n/a
		Disposal Hold	1	10.0	Disposal Hold	Y0646	28	18	Adjacent Space Transfer Air	None	No	None	Central Dirty Extract	0	10	Negative	None	43	n/a		100	n/a	None	A	90	Presence detection	Floor 0m	See Guidance Notes	n/a
		DSR	1	7.0	DSR	Y1510	28	18	Adjacent Space Transfer Air	None	No	None	Central Dirty Extract	0	6	Negative	None	43	60		100	n/a	None	A	90	Presence detection	Floor 0m	See Guidance Notes	n/a

RHSC / DCN Environmental Matrix

Dept	Dept	Room Name	Qty		Room Function	ADB Code	Temp (max)	Temp (min)	Heating Type	Heating Control	Cooling (present)	Cooling (type)	Ventilation (type)	Supply (ac/hr)	Extract (ac/hr)	Relative pressure	Min filtration	Surface temp	Water temp	Safety Notes	Normal lux	Night lux	Local lux	Standby grade	Colour render	Control	Plane	Medical Location	
G3	On-Call Suite	On-Call Bedroom	3	10.0	Bedroom	D1311	25	18	Radiant Panels	Remote Sensor Adj.	Yes	Comfort Cooled Fresh Air	Natural & Central Supply Air	4	via ensuite	Balanced	G4	43	41		100	5	300	A	80	Switch / Dimmer	Bed / Trolley 1.45m	See Guidance Notes	1
		DSR	1	7.0	DSR	Y1510	28	18	Adjacent Space Transfer Air	None	No	None	Central Dirty Extract	0	6	Negative	None	43	60		100	n/a	None	A	90	Presence detection	Floor 0m	See Guidance Notes	n/a
		Mini Kitchen	1	3.6	Eating/Drinking	D0608-01	28	18	Radiant Panels	Remote Sensor Adj.	Yes	Comfort Cooled Fresh Air	Central Supply and Extract	10 l/s per person	10 l/s per person	Balanced	G4	43	41		300	n/a	None	A	80	Switch	Floor 0m	See Guidance Notes	n/a
		En-suite Shower / WC / WHB	3	4.5	Bathroom	V1643	28	20	Adjacent Space Transfer Air	None	No	None	Central Dirty Extract	0	10	Negative	None	43	41		200	n/a	None	A	80	Presence detection	Floor 0m	See Guidance Notes	n/a
H1	Child Life & Health	Seminar / Tutorial Room	2	40.0	Classroom	H1313-03	25	18	Radiant Panels	Remote Sensor Adj.	Yes	Ceiling Cassette - Chilled Water	Central Supply and Extract	10 l/s per person	10 l/s per person	Balanced	G4	43	41		300	n/a	None	A	80	Switch	Desk 0.75 to 0.85m	See Guidance Notes	n/a
		Conference / Meeting Room	1	25.0	Meeting Room	H1313-03	25	18	Radiant Panels	Remote Sensor Adj.	Yes	Ceiling Cassette - Chilled Water	Central Supply and Extract	10 l/s per person	10 l/s per person	Balanced	G4	43	n/a		300	n/a	None	A	80	Switch	Desk 0.75 to 0.85m	See Guidance Notes	n/a
		Lockers	1	12.0	Changing Facilities	V0726	28	18	Radiant Panels	Remote Sensor Adj.	Yes	Comfort Cooled Fresh Air	Central Supply and Extract	6	10	positive to wc	G4	43	41		100	n/a	None	A	80	Presence detection	Floor 0m	See Guidance Notes	n/a
		WC - Ambulant	4	3.0	Toilet	V1010	28	18	Adjacent Space Transfer Air	None	No	None	Central Dirty Extract	0	10	Negative	None	43	41		200	n/a	None	A	80	Presence detection	Floor 0m	See Guidance Notes	n/a
		WC - Accessible	2	4.5	Toilet	V0922	28	18	Adjacent Space Transfer Air	None	No	None	Central Dirty Extract	0	10	Negative	None	43	41		200	n/a	None	A	80	Presence detection	Floor 0m	See Guidance Notes	n/a
		Waiting Area	1	10.0	Waiting Room	J0132-02	28	18	Radiant Panels	Remote Sensor Adj.	Yes	Comfort Cooled Fresh Air	Central Supply and Extract	5	5	Balanced	G4	43	n/a		300	n/a	None	A	80	Switch	Floor 0m	See Guidance Notes	n/a
		Admin Office	1	20.5	Cellular / Ward Offices	M0251	25	18	Radiant Panels	Remote Sensor Adj.	Yes	Comfort Cooled Fresh Air	Central Supply and Extract	4	4	Balanced	G4	43	n/a		300	n/a	None	A	80	Switch	Desk 0.75 to 0.85m	See Guidance Notes	n/a
		Beverage Bay	1	3.0	Tea Making	P0625	28	18	Adjacent Space Transfer Air	None	No	None	Central General Extract	0	5	Negative	None	43	41		200	n/a	None	A	80	switch	Floor 0m	See Guidance Notes	n/a
		Head of Department	1	16	Cellular / Ward Offices	M0251	25	18	Radiant Panels	Remote Sensor Adj.	Yes	Comfort Cooled Fresh Air	Central Supply and Extract	4	4	Balanced	G4	43	n/a		300	n/a	None	A	80	Switch	Desk 0.75 to 0.85m	See Guidance Notes	n/a
		Laboratory / Finance Manager's Office	1	11	Cellular / Ward Offices	M0251	25	18	Radiant Panels	Remote Sensor Adj.	Yes	Comfort Cooled Fresh Air	Central Supply and Extract	4	4	Balanced	G4	43	n/a		300	n/a	None	A	80	Switch	Desk 0.75 to 0.85m	See Guidance Notes	n/a
		Student Records Store	1	12.0	Storage Area Equipment	W1585-??	28	16	Radiant Panels	Remote Sensor Adj.	No	None	Central General Extract	0	3	Negative	None	43	n/a		200	n/a	None	A	80	Presence detection	Floor 0m	See Guidance Notes	n/a
		Senior Academic Staff	6	11	Cellular / Ward Offices	M0251	25	18	Radiant Panels	Remote Sensor Adj.	Yes	Comfort Cooled Fresh Air	Central Supply and Extract	4	4	Balanced	G4	43	n/a		300	n/a	None	A	80	Switch	Desk 0.75 to 0.85m	See Guidance Notes	n/a
		16 Person Office	1	80	Open Plan Office	M0132-01	25	18	Radiant Panels	Remote Sensor Adj.	Yes	Comfort Cooled Fresh Air	Central Supply and Extract	4	4	Balanced	G4	43	n/a		300	n/a	None	A	80	Switch	Desk 0.75 to 0.85m	See Guidance Notes	n/a
		Meeting Room - 4 person	1	6.0	Meeting Room	H1313-01	25	18	Radiant Panels	Remote Sensor Adj.	Yes	Ceiling Cassette - Chilled Water	Central Supply and Extract	10 l/s per person	10 l/s per person	Balanced	G4	43	n/a		300	n/a	None	A	80	Switch	Desk 0.75 to 0.85m	See Guidance Notes	n/a
		Stationery / Photocopying	1	6.0	Cellular / Ward Offices	M0251	25	18	Radiant Panels	Remote Sensor Adj.	Yes	Comfort Cooled Fresh Air	Central Supply and Extract	4	4	Balanced	G4	43	n/a		300	n/a	None	A	80	Switch	Desk 0.75 to 0.85m	See Guidance Notes	n/a
		Tissue Culture Room	1	9.0	Laboratory	L0102-03	25	18	Radiant Panels	Remote Sensor Adj.	Yes	Ceiling Cassette - Chilled Water	Central Supply and Extract	6	6	Balanced	F7	43	60		500	n/a	None	A	80	Switch	Desk 0.75 to 0.85m	See Guidance Notes	n/a
		Freezer Store	1	6.0	Storage Area Equipment	W1585-??	28	16	Radiant Panels	Remote Sensor Adj.	No	None	Central General Extract	0	3	Negative	None	43	n/a		200	n/a	None	A	80	Presence detection	Floor 0m	See Guidance Notes	n/a
		Physiological Laboratory	1	45.0	Laboratory	L0102-02	25	18	Radiant Panels	Remote Sensor Adj.	Yes	Ceiling Cassette - Chilled Water	Central Supply and Extract	6	6	Balanced	F7	43	60		500	n/a	None	A	80	Switch	Desk 0.75 to 0.85m	See Guidance Notes	n/a
		DSR	1	7.0	DSR	Y1510	28	18	Adjacent Space Transfer Air	None	No	None	Central Dirty Extract	0	6	Negative	None	43	60		100	n/a	None	A	90	Presence detection	Floor 0m	See Guidance Notes	n/a
		Disposal Hold	1	10.0	Disposal Hold	Y0646	28	18	Adjacent Space Transfer Air	None	No	None	Central Dirty Extract	0	10	Negative	None	43	n/a		100	n/a	None	A	90	Presence detection	Floor 0m	See Guidance Notes	n/a
		Molecular Biology Laboratory	1	45.0	Laboratory	L0102-01	25	18	Radiant Panels	Remote Sensor Adj.	Yes	Ceiling Cassette - Chilled Water	Central Supply and Extract	6	6	Balanced	F7	43	60		500	n/a	None	A	80	Switch	Desk 0.75 to 0.85m	See Guidance Notes	n/a
H2	Clinical Research Facility	Waiting Play Area	1	9.5	Waiting Room	J0132-02	28	18	Radiant Panels	Remote Sensor Adj.	Yes	Comfort Cooled Fresh Air	Central Supply and Extract	5	5	Balanced	G4	43	n/a		300	n/a	None	A	80	Switch	Floor 0m	See Guidance Notes	n/a
		Reception	1	3.0	Reception	J0132-01	28	18	Radiant Panels	Remote Sensor Adj.	Yes	Comfort Cooled Fresh Air	Central Supply Air	4	4	Balanced	G4	43	n/a		300	n/a	None	A	80	Switch	Desk 0.75 to 0.85m	See Guidance Notes	n/a
		DSR	1	7.0	DSR	Y1510	28	18	Adjacent Space Transfer Air	None	No	None	Central Dirty Extract	0	6	Negative	None	43	60		100	n/a	None	A	90	Presence detection	Floor 0m	See Guidance Notes	n/a
		Clinical Study Room	1	63.0	Consulting Room	B0405-01	28	18	Radiant Panels	Remote Sensor Adj.	Yes	Comfort Cooled Fresh Air	Central Supply and Extract	3	3	Balanced	G4	43	41		300	n/a	1000	A	80	Switch	Bed / Trolley 1.45m	See Guidance Notes	1
		En Suite Shower / WC / WHB	1	6.0	Bathroom	V1643	28	20	Adjacent Space Transfer Air	None	No	None	Central Dirty Extract	0	10	Negative	None	43	41		200	n/a	None	A	80	Presence detection	Floor 0m	See Guidance Notes	n/a
		Single Bed Room	2	15.0	Bedroom	B0305-01	25	18	Radiant Panels	Remote Sensor Adj.	Yes	Comfort Cooled Fresh Air	Natural & Central Supply Air	4	via ensuite	Balanced	G4	43	41		100	5	300	A	80	Switch / Dimmer	Bed / Trolley 1.45m	See Guidance Notes	1
		Isolation Bedroom Entrance Lobby	1	4.0	Isolation Lobby	G0510	25	18	Warm Air - Reheat Battery	Local / BMS Adjustable Sensor	Yes	Comfort Cooled Fresh Air	Central Supply	69	0	Positive	F7	43	n/a		200	n/a	None	A	80	Presence detection	Floor 0m	See Guidance Notes	n/a
		En Suite Shower / WC / WHB	2	4.5	Bathroom	V1643	28	20	Adjacent Space Transfer Air	None	No	None	Central Dirty Extract	0	10	Negative	None	43	41		200	n/a	None	A	80	Presence detection	Floor 0m	See Guidance Notes	n/a
		WC Accessible Patients	1	3.0	Toilet	V0922	28	18	Adjacent Space Transfer Air	None	No	None	Central Dirty Extract	0	10	Negative	None	43	41		200	n/a	None	A	80	Presence detection	Floor 0m	See Guidance Notes	n/a
		Clean Utility	1	8.0	Clean Utility	T0101	28	18	Radiant Panels	TRV Remote Head Adj.	Yes	Comfort Cooled Fresh Air	Central Supply Air	6	0	Positive	G4	43	41		150	n/a	None	A	80	Presence detection	General working plane 1m	See Guidance Notes	n/a
		Dirty Utility	1	6.0	Dirty utility	Y0431	28	18	Adjacent Space Transfer Air	None	No	None	Central Dirty Extract	0	6	Negative	None	43	41		200	n/a	None	A	80	Presence detection	Floor 0m	See Guidance Notes	n/a
		Pantry	1	6.0	Pantry	P0627	28	18	Radiant Panels	Remote Sensor Adj.	Yes	Comfort Cooled Fresh Air	Central Supply and Extract	6	8	Negative	G4	43	41		300	n/a	None	A	80	Switch	Floor 0m	See Guidance Notes	n/a
		Linen Bay	1	1.5	Linen Bay	W1594-01	28	16	Adjacent Space Transfer Air	None	No	None	Central Extract	0	3	Negative	None	43	n/a		200	n/a	None	A	80	Presence detection	Floor 0m	See Guidance Notes	n/a
		Consult/Examination	1	15.5	Consulting Room	C0224	28	18	Radiant Panels	Remote Sensor Adj.	Yes	Comfort Cooled Fresh Air	Central Supply and Extract	3	3	Balanced	G4	43	41		300	n/a	1000	A	80	Switch	Bed / Trolley 1.45m	See Guidance Notes	1
		Consult / Assessment	1	12.0	Consulting Room	C0224	28	18	Radiant Panels	Remote Sensor Adj.	Yes	Comfort Cooled Fresh Air	Central Supply and Extract	3	3	Balanced	G4	43	41		300	n/a	1000	A	80	Switch	Bed / Trolley 1.45m	See Guidance Notes	1
		WC Staff	1	3.0	Toilet	V1010	28	18	Adjacent Space Transfer Air	None	No	None	Central Dirty Extract	0	10	Negative	None	43	41		200	n/a	None	A	80	Presence detection	Floor 0m	See Guidance Notes	n/a
		Disposal Hold	1	10.0	Disposal Hold	Y0646	28	18	Adjacent Space Transfer Air	None	No	None	Central Dirty Extract	0	10	Negative	None	43	n/a		100	n/a	None	A	90	Presence detection	Floor 0m	See Guidance Notes	n/a
		Store - Equipment	1	24.0	Storage Area Equipment	W1585	28	16	Radiant Panels	Remote Sensor Adj.	No	None	Central General Extract	0	3	Negative	None	43	n/a		200	n/a	None	A	80	Presence detection	Floor 0m	See Guidance Notes	n/a
		Sample Processing	1	15.0	Diagnostic room	L1804	25	18	Warm Air - Reheat Battery	BMS Adjustable Sensor	Yes	Comfort Cooled	Central Supply and Extract	to suit location	to suit location	Balanced	F7	43	41		300	n/a	1000	A	80	Switch / Dimmer	General working plane 1m	See Guidance Notes	1
		Office - 4 person	1	20	Cellular / Ward Offices	M0251	25	18	Radiant Panels	Remote Sensor Adj.	Yes	Comfort Cooled Fresh Air	Central Supply and Extract	4	4	Balanced	G4	43	n/a		300	n/a	None	A	80	Switch	Desk 0.75 to 0.85m	See Guidance Notes	n/a
H3	Clinical Education Suite	Seminar Room	1	40.0	Meeting Room	H1313-03	25	18	Radiant Panels	Remote Sensor Adj.	Yes	Ceiling Cassette - Chilled Water	Central Supply and Extract	10 l/s per person	10 l/s per person	Balanced	G4	43	n/a		300	n/a	None	A	80	Switch	Desk 0.75 to 0.85m	See Guidance Notes	n/a
		Meeting Room	1	25.0	Meeting Room	H1313-03	25	18	Radiant Panels	Remote Sensor Adj.	Yes	Ceiling Cassette - Chilled Water	Central Supply and Extract	10 l/s per person	10 l/s per person	Balanced	G4	43	n/a		300	n/a	None	A	80	Switch	Desk 0.75 to 0.85m	See Guidance Notes	n/a
		Scenario Room	1	20.0	Meeting Room	H1313-03	25	18	Radiant Panels	Remote Sensor Adj.	Yes	Ceiling Cassette - Chilled Water	Central Supply and Extract	10 l/s per person	10 l/s per person	Balanced	G4	43	n/a		300	n/a	None	A	80	Switch	Desk 0.75 to 0.85m	See Guidance Notes	n/a
		Control Room	1	8.0	Diagnostic room	C0516	25	18	Warm Air - Reheat Battery	BMS Adjustable Sensor	Yes	Comfort Cooled	Central Supply and Extract	to suit location	to suit location	Balanced	F7	43	41		300	n/a	1000	A	80	Switch / Dimmer	General working plane 1m	See Guidance Notes	1
		Workshop / Tutorial Room	3	20.0	Classroom	H0202-01	25	18	Radiant Panels	Remote Sensor Adj.	Yes	Ceiling Cassette - Chilled Water	Central Supply and Extract	10 l/s per person	10 l/s per person	Balanced	G4	43	41		300	n/a	None	A	80	Switch	Desk 0.75 to 0.85m	See Guidance Notes	m/a
		Practice Based Educators Office	1	20	Cellular / Ward Offices	M0251	25	18	Radiant Panels	Remote Sensor Adj.	Yes	Comfort Cooled Fresh Air	Central Supply and Extract	4	4	Balanced	G4	43	n/a		300	n/a	None	A	80	Switch	Desk 0.75 to 0.85m	See Guidance Notes	n/a
		Management/ Admin Office	1	15	Cellular / Ward Offices	M0251	25	18	Radiant Panels	Remote Sensor Adj.	Yes	Comfort Cooled Fresh Air	Central Supply and Extract	4	4	Balanced	G4	43	n/a		300	n/a	None	A	80	Switch	Desk 0.75 to 0.85m	See Guidance Notes	n/a
		Manual Handling, Health & Safety	1	15.0	Classroom	H1313-03	25	18	Radiant Panels	Remote Sensor Adj.	Yes	Ceiling Cassette - Chilled Water	Central Supply and Extract	10 l/s per person	10 l/s per person	Balanced	G4	43	41		300	n/a	None	A	80	Switch	Desk 0.75 to 0.85m	See Guidance Notes	n/a
		Storage	1	15.0	Storage Area Equipment	W1585	28	16	Radiant Panels	Remote Sensor Adj.	No	None	Central General Extract	0	3	Negative	None	43	n/a		200	n/a	None	A	80	Presence detection	Floor 0m	See Guidance Notes	n/a
		WC Ambulant	2	3.0	Toilet	V1010	28	18	Adjacent Space Transfer Air	None	No	None	Central Dirty Extract	0	10	Negative	None	43	41		200	n/a	None	A	80	Presence detection	Floor 0m	See Guidance Notes	n/a
		WC / WHB disabled	1	4.5	Toilet	V0922	28	18	Adjacent Space Transfer Air	None	No	None	Central Dirty Extract	0	10	Negative	None	43	41		200	n/a	None	A	80	Presence detection	Floor 0m	See Guidance Notes	n/a
		Lockers	1	8.0	Circulation Equipment Storage Bays	V0653	28	16	Adjacent Space Transfer Air	None	No	None	Central General Extract	0	3	Negative	None	43	n/a		200	n/a	None	A	80	Presence detection	Floor 0m	See Guidance Notes	n/a
		Beverage Bay	1	3.0	Tea Making	P0625	28	18	Adjacent Space Transfer Air	None	No	None	Central General Extract	0	5	Negative	None	43	41		200	n/a	None	A	80	switch	Floor 0m	See Guidance Notes	n/a
		DSR	1	7.0	DSR	Y1510	28	18	Adjacent Space Transfer Air	None	No	None	Central Dirty Extract	0	6	Negative	None	43	60		100	n/a	None	A	90	Presence detection	Floor 0m	See Guidance Notes	n/a

RHSC / DCN Environmental Matrix

Dept	Dept	Room Name	Qty		Room Function	ADB Code	Temp (max)	Temp (min)	Heating Type	Heating Control	Cooling (present)	Cooling (type)	Ventilation (type)	Supply (ac/hr)	Extract (ac/hr)	Relative pressure	Min filtration	Surface temp	Water temp	Safety Notes	Normal lux	Night lux	Local lux	Standby grade	Colour render	Control	Plane	Medical Location	
		Computer Carrels	6	2.0	Cellular / Ward Offices	M0251-01	25	18	Radiant Panels	Remote Sensor Adj.	Yes	Comfort Cooled Fresh Air	Central Supply and Extract	4	4	Balanced	G4	43	n/a		300	n/a	None	A	80	Switch	Desk 0.75 to 0.85m	See Guidance Notes	n/a
I1	Main Entrance - Public Spaces	Draught Lobby	1	15.0	Circulation Areas - Entrance Lobby	G0800-01	28	Not Controlled	Warm Air Door Curtain	BMS Adjustable Sensor	No	None	None	0	0	Balanced	None	n/a	n/a		200	n/a	None	A	80	Presence detection	Floor 0m	See Guidance Notes	n/a
		Reception / Information Desk	1	12.0	Reception	J0132-01	28	18	Radiant Panels	Remote Sensor Adj.	Yes	Comfort Cooled Fresh Air	Central Supply Air	4	4	Balanced	G4	43	n/a		300	n/a	None	A	80	Switch	Desk 0.75 to 0.85m	See Guidance Notes	n/a
		Waiting Area	1	16.5	Waiting Room	J1155	28	18	Radiant Panels	Remote Sensor Adj.	Yes	Comfort Cooled Fresh Air	Central Supply and Extract	5	5	Balanced	G4	43	n/a		300	n/a	None	A	80	Switch	Floor 0m	See Guidance Notes	n/a
		Public Telephone Booth	1	2.0	Circulation Phone Booth	G0710	28	18	Radiant Panels	Remote Sensor Adj.	No	None	n/a	0	0	n/a	n/a	n/a	n/a		200	n/a	None	A	80	Presence detection	Floor 0m	See Guidance Notes	n/a
		Fire Control room	1	12.0	Cellular / Ward Offices	M0251	25	18	Radiant Panels	Remote Sensor Adj.	Yes	Comfort Cooled Fresh Air	Central Supply and Extract	4	4	Balanced	G4	43	n/a		300	n/a	None	A	80	Switch	Desk 0.75 to 0.85m	See Guidance Notes	n/a
		Vending Machine	1	3.0	Waiting Room	J0132-02	28	18	Radiant Panels	Remote Sensor Adj.	Yes	Comfort Cooled Fresh Air	Central Supply and Extract	5	5	Balanced	G4	43	n/a		300	n/a	None	A	80	Switch	Floor 0m	See Guidance Notes	n/a
		WC - Visitors	1	3.0	Toilet	V1010	28	18	Adjacent Space Transfer Air	None	No	None	Central Dirty Extract	0	10	Negative	None	43	41		200	n/a	None	A	80	Presence detection	Floor 0m	See Guidance Notes	n/a
		WC - Wheelchair accessible	1	4.5	Toilet	V0922	28	18	Adjacent Space Transfer Air	None	No	None	Central Dirty Extract	0	10	Negative	None	43	41		200	n/a	None	A	80	Presence detection	Floor 0m	See Guidance Notes	n/a
		Assisted Change/Nappy Change	1	7.0	Nappy Change	V1131	25	18	Radiant Panels	Remote Sensor Adj.	No	None	Central Dirty Extract	0	10	Negative	None	43	41		100	n/a	None	A	80	Presence detection	Floor 0m	See Guidance Notes	n/a
		DSR	1	7.0	DSR	Y1510	28	18	Adjacent Space Transfer Air	None	No	None	Central Dirty Extract	0	6	Negative	None	43	60		100	n/a	None	A	90	Presence detection	Floor 0m	See Guidance Notes	n/a
		Security Office	1	12.0	Cellular / Ward Offices	M0251	25	18	Radiant Panels	Remote Sensor Adj.	Yes	Comfort Cooled Fresh Air	Central Supply and Extract	4	4	Balanced	G4	43	n/a		300	n/a	None	A	80	Switch	Desk 0.75 to 0.85m	See Guidance Notes	n/a
		Wheelchair Bay	1	6.0	Circulation Areas	G0180-02	28	18	underfloor heating / none to suit location	BMS Adjustable Sensor	No	None	to suit location	to suit location	to suit location	Balanced	G4	43	41		200	n/a	None	A	80	presence detection	Floor 0m	See Guidance Notes	n/a
I2	Bed & Toy Stores	DSR	1	7.0	DSR	Y1510	28	18	Adjacent Space Transfer Air	None	No	None	Central Dirty Extract	0	6	Negative	None	43	60		100	n/a	None	A	90	Presence detection	Floor 0m	See Guidance Notes	n/a
		Store - Beds	1	96.0	Storage Area Equipment	W1585-??	28	16	Radiant Panels	Remote Sensor Adj.	No	None	Central General Extract	0	3	Negative	None	43	n/a		200	n/a	None	A	80	Presence detection	Floor 0m	See Guidance Notes	n/a
		Store - Toys	1	12.0	Storage Area Equipment	W1585-??	28	16	Radiant Panels	Remote Sensor Adj.	No	None	Central General Extract	0	3	Negative	None	43	n/a		200	n/a	None	A	80	Presence detection	Floor 0m	See Guidance Notes	n/a
J1	Bereavement Suite	Body Viewing Room	1	18.0	Body View	S0027-01	25	8	Radiant Panels	Remote Sensor Adj.	Yes	Ceiling Cassette - Specialist Cooling	Central Supply and Extract	4	6	Negative	G4	43	n/a		300	n/a	None	A	80	Switch / Dimmer	Floor 0m	See Guidance Notes	n/a
		Lobby	1	3.0	Circulation Areas - Entrance Lobby	G0800	28	Not Controlled	Warm Air Door Curtain	BMS Adjustable Sensor	No	None	None	0	0	Balanced	None	n/a	n/a		200	n/a	None	A	80	Presence detection	Floor 0m	See Guidance Notes	n/a
		Sitting Room with Beverage Bay	1	20.0	Common room/staff room/lounge	D1120	28	18	Radiant Panels	Remote Sensor Adj.	Yes	Comfort Cooled Fresh Air	Central Supply and Extract	6	8	Negative	G4	43	41		300	n/a	None	A	80	Switch	Floor 0m	See Guidance Notes	n/a
		WC - Wheelchair accessible	1	4.5	Toilet	V0922	28	18	Adjacent Space Transfer Air	None	No	None	Central Dirty Extract	0	10	Negative	None	43	41		200	n/a	None	A	80	Presence detection	Floor 0m	See Guidance Notes	n/a
J2	Ritual & Pastoral C	Prayer / Meditation / Reflection Area	1	40.0	Common room/staff room/lounge	D0434-04	28	18	Radiant Panels	Remote Sensor Adj.	Yes	Comfort Cooled Fresh Air	Central Supply and Extract	6	8	Negative	G4	43	41		300	n/a	None	A	80	Switch	Floor 0m	See Guidance Notes	n/a
		Store	1	6.0	Storage Area Equipment	W1585	28	16	Radiant Panels	Remote Sensor Adj.	No	None	Central General Extract	0	3	Negative	None	43	n/a		200	n/a	None	A	80	Presence detection	Floor 0m	See Guidance Notes	n/a
		WC wheelchair accessible / Ritual Washing Area	1	6.0	Toilet	V0922-02	28	18	Adjacent Space Transfer Air	None	No	None	Central Dirty Extract	0	10	Negative	None	43	41		200	n/a	None	A	80	Presence detection	Floor 0m	See Guidance Notes	n/a
		Office	1	12.0	Cellular / Ward Offices	M0251	25	18	Radiant Panels	Remote Sensor Adj.	Yes	Comfort Cooled Fresh Air	Central Supply and Extract	4	4	Balanced	G4	43	n/a		300	n/a	None	A	80	Switch	Desk 0.75 to 0.85m	See Guidance Notes	n/a
		Interview Room	1	9.0	Meeting Room	M0724	25	18	Radiant Panels	Remote Sensor Adj.	Yes	Ceiling Cassette - Chilled Water	Central Supply and Extract	10 l/s per person	10 l/s per person	Balanced	G4	43	n/a		300	n/a	None	A	80	Switch	Desk 0.75 to 0.85m	See Guidance Notes	n/a
		Waiting	1	8.0	Waiting Room	J0132-02	28	18	Radiant Panels	Remote Sensor Adj.	Yes	Comfort Cooled Fresh Air	Central Supply and Extract	5	5	Balanced	G4	43	n/a		300	n/a	None	A	80	Switch	Floor 0m	See Guidance Notes	n/a
		Meeting Rooms (family size)	2	15.0	Meeting Room	H1313-03	25	18	Radiant Panels	Remote Sensor Adj.	Yes	Ceiling Cassette - Chilled Water	Central Supply and Extract	10 l/s per person	10 l/s per person	Balanced	G4	43	n/a		300	n/a	None	A	80	Switch	Desk 0.75 to 0.85m	See Guidance Notes	n/a
		Drop-In Lounge / Beverage Bay	1	35.0	Common room/staff room/lounge	D1120-02	28	18	Radiant Panels	Remote Sensor Adj.	Yes	Comfort Cooled Fresh Air	Central Supply and Extract	6	8	Negative	G4	43	41		300	n/a	None	A	80	Switch	Floor 0m	See Guidance Notes	n/a
		Drop-In Multi-Purpose Room	1	39.0	Meeting Room	H1313-03	25	18	Radiant Panels	Remote Sensor Adj.	Yes	Ceiling Cassette - Chilled Water	Central Supply and Extract	10 l/s per person	10 l/s per person	Balanced	G4	43	n/a		300	n/a	None	A	80	Switch	Desk 0.75 to 0.85m	See Guidance Notes	n/a
		Complementary Therapy Room	1	15.0	Consulting Room	X0613	28	18	Radiant Panels	Remote Sensor Adj.	Yes	Comfort Cooled Fresh Air	Central Supply and Extract	3	3	Balanced	G4	43	41		300	n/a	1000	A	80	Switch	Bed / Trolley 1.45m	See Guidance Notes	1
		Interview Rooms	2	9.0	Meeting Room	M0724	25	18	Radiant Panels	Remote Sensor Adj.	Yes	Ceiling Cassette - Chilled Water	Central Supply and Extract	10 l/s per person	10 l/s per person	Balanced	G4	43	n/a		300	n/a	None	A	80	Switch	Desk 0.75 to 0.85m	See Guidance Notes	n/a
		Radio Lollipop Broadcasting Studio, Lobby	1	20.0	Circulation Areas	C0516-01	28	18	underfloor heating / none to suit location	BMS Adjustable Sensor	No	None	to suit location	to suit location	to suit location	Balanced	G4	43	41		200	n/a	None	A	80	presence detection	Floor 0m	See Guidance Notes	n/a
		Office 1	1	15.0	Cellular / Ward Offices	M0251	25	18	Radiant Panels	Remote Sensor Adj.	Yes	Comfort Cooled Fresh Air	Central Supply and Extract	4	4	Balanced	G4	43	n/a		300	n/a	None	A	80	Switch	Desk 0.75 to 0.85m	See Guidance Notes	n/a
		Office 2	1	15.0	Cellular / Ward Offices	M0251	25	18	Radiant Panels	Remote Sensor Adj.	Yes	Comfort Cooled Fresh Air	Central Supply and Extract	4	4	Balanced	G4	43	n/a		300	n/a	None	A	80	Switch	Desk 0.75 to 0.85m	See Guidance Notes	n/a
		Office 3	1	10	Cellular / Ward Offices	M0251	25	18	Radiant Panels	Remote Sensor Adj.	Yes	Comfort Cooled Fresh Air	Central Supply and Extract	4	4	Balanced	G4	43	n/a		300	n/a	None	A	80	Switch	Desk 0.75 to 0.85m	See Guidance Notes	n/a
K1	Family Support	Office 4	1	10.0	Cellular / Ward Offices	M0251	25	18	Radiant Panels	Remote Sensor Adj.	Yes	Comfort Cooled Fresh Air	Central Supply and Extract	4	4	Balanced	G4	43	n/a		300	n/a	None	A	80	Switch	Desk 0.75 to 0.85m	See Guidance Notes	n/a
		Office 5	1	19.0	Cellular / Ward Offices	M0251	25	18	Radiant Panels	Remote Sensor Adj.	Yes	Comfort Cooled Fresh Air	Central Supply and Extract	4	4	Balanced	G4	43	n/a		300	n/a	None	A	80	Switch	Desk 0.75 to 0.85m	See Guidance Notes	n/a
		Office 6	1	20.0	Cellular / Ward Offices	M0251	25	18	Radiant Panels	Remote Sensor Adj.	Yes	Comfort Cooled Fresh Air	Central Supply and Extract	4	4	Balanced	G4	43	n/a		300	n/a	None	A	80	Switch	Desk 0.75 to 0.85m	See Guidance Notes	n/a
		Beverage Bay	1	3.0	Tea Making	P0625	28	18	Adjacent Space Transfer Air	None	No	None	Central General Extract	0	5	Negative	None	43	41		200	n/a	None	A	80	switch	Floor 0m	See Guidance Notes	n/a
		DSR	1	7.0	DSR	Y1510	28	18	Adjacent Space Transfer Air	None	No	None	Central Dirty Extract	0	6	Negative	None	43	60		100	n/a	None	A	90	Presence detection	Floor 0m	See Guidance Notes	n/a
		Store	1	20.0	Storage Area Equipment	W1585	28	16	Radiant Panels	Remote Sensor Adj.	No	None	Central General Extract	0	3	Negative	None	43	n/a		200	n/a	None	A	80	Presence detection	Floor 0m	See Guidance Notes	n/a
		Store	1	8.0	Storage Area Equipment	W1585	28	16	Radiant Panels	Remote Sensor Adj.	No	None	Central General Extract	0	3	Negative	None	43	n/a		200	n/a	None	A	80	Presence detection	Floor 0m	See Guidance Notes	n/a
		WC - Staff	1	3.0	Toilet	V1010	28	18	Adjacent Space Transfer Air	None	No	None	Central Dirty Extract	0	10	Negative	None	43	41		200	n/a	None	A	80	Presence detection	Floor 0m	See Guidance Notes	n/a
		Nappy Changing Room	1	4.0	Toilet	V1131	28	18	Adjacent Space Transfer Air	None	No	None	Central Dirty Extract	0	10	Negative	None	43	41		200	n/a	None	A	80	Presence detection	Floor 0m	See Guidance Notes	n/a
		WC - Wheelchair accessible	2	4.5	Toilet	V0922	28	18	Adjacent Space Transfer Air	None	No	None	Central Dirty Extract	0	10	Negative	None	43	41		200	n/a	None	A	80	Presence detection	Floor 0m	See Guidance Notes	n/a
		Wheelchair Bay	1	6.0	Circulation Equipment Storage Bays	G0180-02	28	16	Adjacent Space Transfer Air	None	No	None	Central General Extract	0	3	Negative	None	43	n/a		200	n/a	None	A	80	Presence detection	Floor 0m	See Guidance Notes	n/a
		Reception/Waiting	1	6.0	Waiting Room	J0232-01	28	18	Radiant Panels	Remote Sensor Adj.	Yes	Comfort Cooled Fresh Air	Central Supply and Extract	5	5	Balanced	G4	43	n/a		300	n/a	None	A	80	Switch	Floor 0m	See Guidance Notes	n/a
		Office - 1 person	1	20.0	Cellular / Ward Offices	M0251	25	18	Radiant Panels	Remote Sensor Adj.	Yes	Comfort Cooled Fresh Air	Central Supply and Extract	4	4	Balanced	G4	43	n/a		300	n/a	None	A	80	Switch	Desk 0.75 to 0.85m	See Guidance Notes	n/a
		Lounge - non residents	1	30.0	Common room/staff room/lounge	D1120-02	28	18	Radiant Panels	Remote Sensor Adj.	Yes	Comfort Cooled Fresh Air	Central Supply and Extract	6	8	Negative	G4	43	41		300	n/a	None	A	80	Switch	Floor 0m	See Guidance Notes	n/a
		WC - Female	1	3.0	Toilet	V1010	28	18	Adjacent Space Transfer Air	None	No	None	Central Dirty Extract	0	10	Negative	None	43	41		200	n/a	None	A	80	Presence detection	Floor 0m	See Guidance Notes	n/a
		WC - Male	1	3.0	Toilet	V1010	28	18	Adjacent Space Transfer Air	None	No	None	Central Dirty Extract	0	10	Negative	None	43	41		200	n/a	None	A	80	Presence detection	Floor 0m	See Guidance Notes	n/a
		WC - Wheelchair accessible	1	4.5	Toilet	V0922	28	18	Adjacent Space Transfer Air	None	No	None	Central Dirty Extract	0	10	Negative	None	43	41		200	n/a	None	A	80	Presence detection	Floor 0m	See Guidance Notes	n/a
		Family Room accessible for 4 persons inc en-suite	2	48.0	Bedroom	D1311-01	25	18	Radiant Panels	Remote Sensor Adj.	Yes	Comfort Cooled Fresh Air	Natural & Central Supply Air	4	via ensuite	Balanced	G4	43	41		100	5	300	A	80	Switch / Dimmer	Bed / Trolley 1.45m	See Guidance Notes	1
		Family Room for 4 persons inc en-suite	24	19.0	Bedroom	D1311-02	25	18	Radiant Panels	Remote Sensor Adj.	Yes	Comfort Cooled Fresh Air	Natural & Central Supply Air	4	via ensuite	Balanced	G4	43	41		100	5	300	A	80	Switch / Dimmer	Bed / Trolley 1.45m	See Guidance Notes	1
		Kitchen / Dining Rooms	1	116.0	Pantry	P0627	28	18	Radiant Panels	Remote Sensor Adj.	Yes	Comfort Cooled Fresh Air	Central Supply and Extract	6	8	Negative	G4	43	41		300	n/a	None	A	80	Switch	Floor 0m	See Guidance Notes	n/a
K2	Family Hotel	Residents Day Room	1	18.0	Common room/staff room/lounge	H1322-01	28	18	Radiant Panels	Remote Sensor Adj.	Yes	Comfort Cooled Fresh Air	Central Supply and Extract	6	8	Negative	G4	43	41		300	n/a	None	A	80	Switch	Floor 0m	See Guidance Notes	n/a
		Residents Play Room	1	18.0	Common room/staff room/lounge	H1322-01	28	18	Radiant Panels	Remote Sensor Adj.	Yes	Comfort Cooled Fresh Air	Central Supply and Extract	6	8	Negative	G4	43	41		300	n/a	None	A	80	Switch	Floor 0m	See Guidance Notes	n/a
		Bathroom	1	8.0	Bathroom	V1736	28	20	Adjacent Space Transfer Air	None	No	None	Central Dirty Extract	0	10	Negative	None	43	41		200	n/a	None	A	80	Presence detection	Floor 0m	See Guidance Notes	n/a

RHSC / DCN Environmental Matrix

Dept	Dept	Room Name	Qty		Room Function	ADB Code	Temp (max)	Temp (min)	Heating Type	Heating Control	Cooling (present)	Cooling (type)	Ventilation (type)	Supply (ac/hr)	Extract (ac/hr)	Relative pressure	Min filtration	Surface temp	Water temp	Safety Notes	Normal lux	Night lux	Local lux	Standby grade	Colour render	Control	Plane	Medical Location	
		WC - Wheelchair accessible	1	4.5	Toilet	V0922	28	18	Adjacent Space Transfer Air	None	No	None	Central Dirty Extract	0	10	Negative	None	43	41		200	n/a	None	A	80	Presence detection	Floor 0m	See Guidance Notes	n/a
		Store	2	12.0	Storage Area Equipment	W1585	28	16	Radiant Panels	Remote Sensor Adj.	No	None	Central General Extract	0	3	Negative	None	43	n/a		200	n/a	None	A	80	Presence detection	Floor 0m	See Guidance Notes	n/a
		Laundry	2	15.0	Laundry	Y0521	28	18	Adjacent Space Transfer Air	None	Yes	Comfort Cooled Fresh Air	Central Supply and Extract	6	10	Negative	G4	43	60		300	n/a	None	A	80	Switch	Floor 0m	See Guidance Notes	n/a
		DSR	1	7.0	DSR	Y1510	28	18	Adjacent Space Transfer Air	None	No	None	Central Dirty Extract	0	6	Negative	None	43	60		100	n/a	None	A	90	Presence detection	Floor 0m	See Guidance Notes	n/a
		Store	1	10.0	Storage Area Equipment	W1585	28	16	Radiant Panels	Remote Sensor Adj.	No	None	Central General Extract	0	3	Negative	None	43	n/a		200	n/a	None	A	80	Presence detection	Floor 0m	See Guidance Notes	n/a
		En-suite Shower / WC / WHB	26	6.0	Toilet	V0922	28	18	Adjacent Space Transfer Air	None	No	None	Central Dirty Extract	0	10	Negative	None	43	41		200	n/a	None	A	80	Presence detection	Floor 0m	See Guidance Notes	n/a
		Storage - refuse	1	10.0	Disposal Hold	Y0646	28	18	Adjacent Space Transfer Air	None	No	None	Central Dirty Extract	0	10	Negative	None	43	n/a		100	n/a	None	A	90	Presence detection	Floor 0m	See Guidance Notes	n/a
L1	DCN Acute Care - 24 Beds	Waiting Area, relatives	1	30.0	Waiting Room	J0132-02	28	18	Radiant Panels	Remote Sensor Adj.	Yes	Comfort Cooled Fresh Air	Central Supply and Extract	5	5	Balanced	G4	43	n/a		300	n/a	None	A	80	Switch	Floor 0m	See Guidance Notes	n/a
		Multi-Disciplinary Office / Reception	1	18.0	Multi Disciplinary Work Areas	M0254	25	18	Radiant Panels	Remote Sensor Adj.	Yes	Comfort Cooled Fresh Air	Central Supply and Extract	4	4	Balanced	G4	43	n/a		300	n/a	1000	A	80	Switch	Desk 0.75 to 0.85m	See Guidance Notes	n/a
		Refreshment: Vending Machine	1	3.0	Waiting Room	J0132-02	28	18	Radiant Panels	Remote Sensor Adj.	Yes	Comfort Cooled Fresh Air	Central Supply and Extract	5	5	Balanced	G4	43	n/a		300	n/a	None	A	80	Switch	Floor 0m	See Guidance Notes	n/a
		Visitor toilets, baby changing	2	4.5	Toilet	V1131	28	18	Adjacent Space Transfer Air	None	No	None	Central Dirty Extract	0	10	Negative	None	43	41		200	n/a	None	A	80	Presence detection	Floor 0m	See Guidance Notes	n/a
		WC: Independent Wheelchair	1	4.5	Toilet	V0922	28	18	Adjacent Space Transfer Air	None	No	None	Central Dirty Extract	0	10	Negative	None	43	41		200	n/a	None	A	80	Presence detection	Floor 0m	See Guidance Notes	n/a
		Interview/Relatives Quiet Room	1	9.0	Meeting Room	M0724	25	18	Radiant Panels	Remote Sensor Adj.	Yes	Ceiling Cassette - Chilled Water	Central Supply and Extract	10 l/s per person	10 l/s per person	Balanced	G4	43	n/a		300	n/a	None	A	80	Switch	Desk 0.75 to 0.85m	See Guidance Notes	n/a
		Consulting/Examination Room	4	15.5	Consulting Room	C0224	28	18	Radiant Panels	Remote Sensor Adj.	Yes	Comfort Cooled Fresh Air	Central Supply and Extract	3	3	Balanced	G4	43	41		300	n/a	1000	A	80	Switch	Bed / Trolley 1.45m	See Guidance Notes	1
		Patient Waiting	1	20.0	Waiting Room	J0132-02	28	18	Radiant Panels	Remote Sensor Adj.	Yes	Comfort Cooled Fresh Air	Central Supply and Extract	5	5	Balanced	G4	43	n/a		300	n/a	None	A	80	Switch	Floor 0m	See Guidance Notes	n/a
		Receiving/Resuscitation area	1	30.0	Resusitation Bay	B1411	25	21	Radiant Panels	Remote Sensor Adj.	Yes	Comfort Cooled Fresh Air	Central Supply and Extract	10	6	Positive	G4	43	41		500	n/a	1000	A	80	Switch	Bed / Trolley 1.45m	See Guidance Notes	n/a
		Relatives Overnight Stay Room	1	10.0	Relatives Overnight Stay	D1311	28	20	Radiant Panels	Remote Sensor Adj.	Yes	Comfort Cooled Fresh Air	Central Supply and Extract	4	0	Positive	G4	43	41		100	n/a	None	A	80	Switch	Bed / Trolley 1.45m	See Guidance Notes	n/a
		Ensuite Accessible Shower/Wc/WHB	1	6.0	Bathroom	V1643	28	20	Adjacent Space Transfer Air	None	No	None	Central Dirty Extract	0	10	Negative	None	43	41		200	n/a	None	A	80	Presence detection	Floor 0m	See Guidance Notes	n/a
		Single Bed Room	12	19.0	Bedroom	B0305	25	18	Radiant Panels	Remote Sensor Adj.	Yes	Comfort Cooled Fresh Air	Natural & Central Supply Air	4	via ensuite	Balanced	G4	43	41		100	5	300	A	80	Switch / Dimmer	Bed / Trolley 1.45m	See Guidance Notes	1
		Ensuite Shower/Wc/WHB	12	4.5	Bathroom	V1643	28	20	Adjacent Space Transfer Air	None	No	None	Central Dirty Extract	0	10	Negative	None	43	41		200	n/a	None	A	80	Presence detection	Floor 0m	See Guidance Notes	n/a
		Single Bedroom (level 1)	12	19.0	Bedroom	B0305	25	18	Radiant Panels	Remote Sensor Adj.	Yes	Comfort Cooled Fresh Air	Natural & Central Supply Air	4	via ensuite	Balanced	G4	43	41		100	5	300	A	80	Switch / Dimmer	Bed / Trolley 1.45m	See Guidance Notes	1
		Shower Room:en-suite	12	4.5	Bathroom	V1643	28	20	Adjacent Space Transfer Air	None	No	None	Central Dirty Extract	0	10	Negative	None	43	41		200	n/a	None	A	80	Presence detection	Floor 0m	See Guidance Notes	n/a
		Touchdown Base	4	2.0	staff base	T0151	28	18	Radiant Panels	Remote Sensor Adj.	No	None	Central Supply and Extract	10l/s/per person	10l/s/per person	Balanced	G4	n/a	n/a		200/300	n/a	None	A	80	Switch / Dimmer	Desk 0.75 to 0.85m	See Guidance Notes	n/a
		Ward Management Office	1	10.0	Cellular / Ward Offices	M0251	25	18	Radiant Panels	Remote Sensor Adj.	Yes	Comfort Cooled Fresh Air	Central Supply and Extract	4	4	Balanced	G4	43	n/a		300	n/a	None	A	80	Switch	Desk 0.75 to 0.85m	See Guidance Notes	n/a
		Multi-disciplinary Office	1	18.0	Multi Disciplinary Work Areas	M0254	25	18	Radiant Panels	Remote Sensor Adj.	Yes	Comfort Cooled Fresh Air	Central Supply and Extract	4	4	Balanced	G4	43	n/a		300	n/a	None	A	80	Switch	Desk 0.75 to 0.85m	See Guidance Notes	n/a
		Staff Base	1	6.0	Cellular / Ward Offices	M0251	25	18	Radiant Panels	Remote Sensor Adj.	Yes	Comfort Cooled Fresh Air	Central Supply and Extract	4	4	Balanced	G4	43	n/a		300	n/a	None	A	80	Switch	Desk 0.75 to 0.85m	See Guidance Notes	n/a
		Linen Bay	2	1.5	Linen Bay	W1594-01	28	16	Adjacent Space Transfer Air	None	No	None	Central Extract	0	3	Negative	None	43	n/a		200	n/a	None	A	80	Presence detection	Floor 0m	See Guidance Notes	n/a
		Resuscitation Trolley Bay	2	1.0	Resus Trolley bay	G0180-01	28	18	Adjacent Space Transfer Air	None	No	None	None	0	0	n/a	None	43	n/a		500	n/a	None	A	90	Switch	Bed / Trolley 1.45m	See Guidance Notes	n/a
		Mobile X-Ray Bay	1	4.0	Circulation Equipment Storage Bays	G0180-06	28	16	Adjacent Space Transfer Air	None	No	None	Central General Extract	0	3	Negative	None	43	n/a		200	n/a	None	A	80	Presence detection	Floor 0m	See Guidance Notes	n/a
		Pantry	1	8.0	Pantry	P0627	28	18	Radiant Panels	Remote Sensor Adj.	Yes	Comfort Cooled Fresh Air	Central Supply and Extract	6	8	Negative	G4	43	41		300	n/a	None	A	80	Switch	Floor 0m	See Guidance Notes	n/a
		Interview/Relatives Quiet Room	1	9.0	Meeting Room	M0724	25	18	Radiant Panels	Remote Sensor Adj.	Yes	Ceiling Cassette - Chilled Water	Central Supply and Extract	10 l/s per person	10 l/s per person	Balanced	G4	43	n/a		300	n/a	None	A	80	Switch	Desk 0.75 to 0.85m	See Guidance Notes	n/a
		Teaching Room	1	20.0	Classroom	H1313-03	25	18	Radiant Panels	Remote Sensor Adj.	Yes	Ceiling Cassette - Chilled Water	Central Supply and Extract	10 l/s per person	10 l/s per person	Balanced	G4	43	41		300	n/a	None	A	80	Switch	Desk 0.75 to 0.85m	See Guidance Notes	n/a
		Hoist Bay	2	3.0	Circulation Equipment Storage Bays	G0180-03	28	16	Adjacent Space Transfer Air	None	No	None	Central General Extract	0	3	Negative	None	43	n/a		200	n/a	None	A	80	Presence detection	Floor 0m	See Guidance Notes	n/a
		Clean Utility	1	12.0	Clean Utility	T0101	28	18	Radiant Panels	Remote Sensor Adj.	Yes	Comfort Cooled Fresh Air	Central Supply Air	6	0	Positive	G4	43	41		150	n/a	None	A	80	Presence detection	General working plane 1m	See Guidance Notes	n/a
		Dirty Utility	2	14.0	Dirty utility	Y0431	28	18	Adjacent Space Transfer Air	None	No	None	Central Dirty Extract	0	6	Negative	None	43	41		200	n/a	None	A	80	Presence detection	Floor 0m	See Guidance Notes	n/a
		DSR	1	7.0	DSR	Y1510	28	18	Adjacent Space Transfer Air	None	No	None	Central Dirty Extract	0	6	Negative	None	43	60		100	n/a	None	A	90	Presence detection	Floor 0m	See Guidance Notes	n/a
		Disposal Hold	2	10.0	Disposal Hold	Y0646	28	18	Adjacent Space Transfer Air	None	No	None	Central Dirty Extract	0	10	Negative	None	43	n/a		100	n/a	None	A	90	Presence detection	Floor 0m	See Guidance Notes	n/a
		Storage Equipment	1	10.0	Storage Area Equipment	W1585	28	16	Radiant Panels	Remote Sensor Adj.	No	None	Central General Extract	0	3	Negative	None	43	n/a		200	n/a	None	A	80	Presence detection	Floor 0m	See Guidance Notes	n/a
		Storage Consumables	1	18.0	Storage Area Equipment	W1585-??	28	16	Radiant Panels	Remote Sensor Adj.	No	None	Central General Extract	0	3	Negative	None	43	n/a		200	n/a	None	A	80	Presence detection	Floor 0m	See Guidance Notes	n/a
		Storage Stationery	1	4.0	Storage Area Equipment	W1585-??	28	16	Radiant Panels	Remote Sensor Adj.	No	None	Central General Extract	0	3	Negative	None	43	n/a		200	n/a	None	A	80	Presence detection	Floor 0m	See Guidance Notes	n/a
		Staff Room	1	9.0	Common room/staff room/lounge	D0608-03	28	18	Radiant Panels	Remote Sensor Adj.	Yes	Comfort Cooled Fresh Air	Central Supply and Extract	6	8	Negative	G4	43	41		300	n/a	None	A	80	Switch	Floor 0m	See Guidance Notes	n/a
		Ward Kitchen	1	12.0	Ward Kitchen	P0627-01	28	18	Adjacent Space Transfer Air	None	Yes	Ceiling Cassette - Chilled Water	Central General Extract	0	6	Negative	G4	n/a	60		500	n/a	None	A	80	Switch	General working plane 1m	See Guidance Notes	n/a
		WC Staff	3	3.0	Toilet	V1010	28	18	Adjacent Space Transfer Air	None	No	None	Central Dirty Extract	0	10	Negative	None	43	41		200	n/a	None	A	80	Presence detection	Floor 0m	See Guidance Notes	n/a
L2	DCN Inpatients 43 Beds	Reception	1	3.0	Reception	J0132-01	28	18	Radiant Panels	Remote Sensor Adj.	Yes	Comfort Cooled Fresh Air	Central Supply Air	4	4	Balanced	G4	43	n/a		300	n/a	None	A	80	Switch	Desk 0.75 to 0.85m	See Guidance Notes	n/a
		Waiting Area	1	16.5	Waiting Room	J0132-02	28	18	Radiant Panels	Remote Sensor Adj.	Yes	Comfort Cooled Fresh Air	Central Supply and Extract	5	5	Balanced	G4	43	n/a		300	n/a	None	A	80	Switch	Floor 0m	See Guidance Notes	n/a
		WC: Semi Ambulant	2	3.0	Toilet	V1010	28	18	Adjacent Space Transfer Air	None	No	None	Central Dirty Extract	0	10	Negative	None	43	41		200	n/a	None	A	80	Presence detection	Floor 0m	See Guidance Notes	n/a
		WC: Independent Wheelchair	1	4.5	Toilet	V0922	28	18	Adjacent Space Transfer Air	None	No	None	Central Dirty Extract	0	10	Negative	None	43	41		200	n/a	None	A	80	Presence detection	Floor 0m	See Guidance Notes	n/a
		Single Bedroom	41	19.0	Bedroom	B0305	25	18	Radiant Panels	Remote Sensor Adj.	Yes	Comfort Cooled Fresh Air	Natural & Central Supply Air	4	via ensuite	Balanced	G4	43	41		100	5	300	A	80	Switch / Dimmer	Bed / Trolley 1.45m	See Guidance Notes	1
		Single Isolation Bedroom	2	19.0	Isolation Bedroom	B0308-??	25	21	Adjacent Space Transfer Air	BMS Adjustable Sensor	Yes	Comfort Cooled Fresh Air	Supply via lobby	10	0	Balanced	F7	43	41		100	5	300	A	80	Switch / Dimmer	Bed / Trolley 1.45m	See Guidance Notes	1
		Isolation Bedroom Entrance Lobby	2	4.0	Isolation Lobby	G0510-02	25	18	Warm Air - Reheat Battery	Local / BMS Adjustable Sensor	Yes	Comfort Cooled Fresh Air	Central Supply	69	0	Positive	F7	43	n/a		200	n/a	None	A	80	Presence detection	Floor 0m	See Guidance Notes	n/a
		Shower Room:en-suite	43	4.5	Bathroom	V1643	28	20	Adjacent Space Transfer Air	None	No	None	Central Dirty Extract	0	10	Negative	None	43	41		200	n/a	None	A	80	Presence detection	Floor 0m	See Guidance Notes	n/a
		Assisted Bathroom	1	14.0	Bathroom	V1736	28	20	Adjacent Space Transfer Air	None	No	None	Central Dirty Extract	0	10	Negative	None	43	41		200	n/a	None	A	80	Presence detection	Floor 0m	See Guidance Notes	n/a
		Treatment Room	1	16.0	Treatment Room	X0105	28	18	Radiant Panels	Remote Sensor Adj.	Yes	Comfort Cooled Fresh Air	Central Supply Air	10	0	Positive	F7	43	41		500	n/a	1000	A	90	Switch	Bed / Trolley 1.45m	See Guidance Notes	n/a
		Ward Management Office	2	9.0	Cellular / Ward Offices	M0251	25	18	Radiant Panels	Remote Sensor Adj.	Yes	Comfort Cooled Fresh Air	Central Supply and Extract	4	4	Balanced	G4	43	n/a		300	n/a	None	A	80	Switch	Desk 0.75 to 0.85m	See Guidance Notes	n/a
		Multi-disciplinary Office	2	18.0	Multi Disciplinary Work Areas	M0254	25	18	Radiant Panels	Remote Sensor Adj.	Yes	Comfort Cooled Fresh Air	Central Supply and Extract	4	4	Balanced	G4	43	n/a		300	n/a	None	A	80	Switch	Desk 0.75 to 0.85m	See Guidance Notes	n/a
		Touchdown Base	12	2.0	staff base	T0151	28	18	Radiant Panels	Remote Sensor Adj.	No	None	Central Supply and Extract	10l/s/per person	10l/s/per person	Balanced	G4	n/a	n/a		200/300	n/a	None	A	80	Switch / Dimmer	Desk 0.75 to 0.85m	See Guidance Notes	n/a
		Teaching Room	1	20.0	Classroom	H1313-03	25	18	Radiant Panels	Remote Sensor Adj.	Yes	Ceiling Cassette - Chilled Water	Central Supply and Extract	10 l/s per person	10 l/s per person	Balanced	G4	43	41		300	n/a	None	A	80	Switch	Desk 0.75 to 0.85m	See Guidance Notes	n/a
		Interview Room	2	9.0	Meeting Room	M0724	25	18	Radiant Panels	Remote Sensor Adj.	Yes	Ceiling Cassette - Chilled Water	Central Supply and Extract	10 l/s per person	10 l/s per person	Balanced	G4	43	n/a		300	n/a	None	A	80	Switch	Desk 0.75 to 0.85m	See Guidance Notes	n/a
		Sitting Room	2	12.0	Common room/staff room/lounge	D1120	28	18	Radiant Panels	Remote Sensor Adj.	Yes	Comfort Cooled Fresh Air	Central Supply and Extract	6	8	Negative	G4	43	41		300	n/a	None	A	80	Switch	Floor 0m	See Guidance Notes	n/a

RHSC / DCN Environmental Matrix

Dept	Dept	Room Name	Qty		Room Function	ADB Code	Temp (max)	Temp (min)	Heating Type	Heating Control	Cooling (present)	Cooling (type)	Ventilation (type)	Supply (ac/hr)	Extract (ac/hr)	Relative pressure	Min filtration	Surface temp	Water temp	Safety Notes	Normal lux	Night lux	Local lux	Standby grade	Colour render	Control	Plane	Medical Location	
		Pantry	2	8.0	Pantry	P0627	28	18	Radiant Panels	Remote Sensor Adj.	Yes	Comfort Cooled Fresh Air	Central Supply and Extract	6	8	Negative	G4	43	41		300	n/a	None	A	80	Switch	Floor 0m	See Guidance Notes	n/a
		Mobile X-Ray Bay	1	4.0	Circulation Equipment Storage Bays	G0180-06	28	16	Adjacent Space Transfer Air	None	No	None	Central General Extract	0	3	Negative	None	43	n/a		200	n/a	None	A	80	Presence detection	Floor 0m	See Guidance Notes	n/a
		Resuscitation Trolley Bay	2	1.0	Resus Trolley bay	G0180-01	28	18	Adjacent Space Transfer Air	None	No	None	None	0	0	n/a	None	43	n/a		500	n/a	None	A	90	Switch	Bed / Trolley 1.45m	See Guidance Notes	n/a
		Hoist Bay	5	3.0	Circulation Equipment Storage Bays	G0180-03	28	16	Adjacent Space Transfer Air	None	No	None	Central General Extract	0	3	Negative	None	43	n/a		200	n/a	None	A	80	Presence detection	Floor 0m	See Guidance Notes	n/a
		Store	2	12.0	Storage Area Equipment	W1585	28	16	Radiant Panels	Remote Sensor Adj.	No	None	Central General Extract	0	3	Negative	None	43	n/a		200	n/a	None	A	80	Presence detection	Floor 0m	See Guidance Notes	n/a
		Linen Bay	2	1.5	Linen Bay	W1594-01	28	16	Adjacent Space Transfer Air	None	No	None	Central Extract	0	3	Negative	None	43	n/a		200	n/a	None	A	80	Presence detection	Floor 0m	See Guidance Notes	n/a
		Clean Utility	2	12.0	Clean Utility	T0101	28	18	Radiant Panels	Remote Sensor Adj.	Yes	Comfort Cooled Fresh Air	Central Supply Air	6	0	Positive	G4	43	41		150	n/a	None	A	80	Presence detection	General working plane 1m	See Guidance Notes	n/a
		Dirty Utility	3	14.0	Dirty utility	Y0431	28	18	Adjacent Space Transfer Air	None	No	None	Central Dirty Extract	0	6	Negative	None	43	41		200	n/a	None	A	80	Presence detection	Floor 0m	See Guidance Notes	n/a
		DSR	2	7.0	DSR	Y1510	28	18	Adjacent Space Transfer Air	None	No	None	Central Dirty Extract	0	6	Negative	None	43	60		100	n/a	None	A	90	Presence detection	Floor 0m	See Guidance Notes	n/a
		Disposal Hold	2	10.0	Disposal Hold	Y0646	28	18	Adjacent Space Transfer Air	None	No	None	Central Dirty Extract	0	10	Negative	None	43	n/a		100	n/a	None	A	90	Presence detection	Floor 0m	See Guidance Notes	n/a
		Ward Kitchen	2	16.0	Ward Kitchen	P0627-01	28	18	Adjacent Space Transfer Air	None	Yes	Ceiling Cassette - Chilled Water	Central General Extract	0	6	Negative	G4	n/a	60		500	n/a	None	A	80	Switch	General working plane 1m	See Guidance Notes	n/a
		WC: Staff	4	3.0	Toilet	V1010	28	18	Adjacent Space Transfer Air	None	No	None	Central Dirty Extract	0	10	Negative	None	43	41		200	n/a	None	A	80	Presence detection	Floor 0m	See Guidance Notes	n/a
M1	DCN Outpatients	Enquiry / Information Desk: 2 staff	1	8.0	Reception	J0132-01	28	18	Radiant Panels	Remote Sensor Adj.	Yes	Comfort Cooled Fresh Air	Central Supply Air	4	4	Balanced	G4	43	n/a		300	n/a	None	A	80	Switch	Desk 0.75 to 0.85m	See Guidance Notes	n/a
		Medical Records Store	1	8.0	Cellular / Ward Offices	M0251	25	18	Radiant Panels	Remote Sensor Adj.	Yes	Comfort Cooled Fresh Air	Central Supply and Extract	4	4	Balanced	G4	43	n/a		300	n/a	None	A	80	Switch	Desk 0.75 to 0.85m	See Guidance Notes	n/a
		Main Waiting	1	59.0	Waiting Room	J0132-02	28	18	Radiant Panels	Remote Sensor Adj.	Yes	Comfort Cooled Fresh Air	Central Supply and Extract	5	5	Balanced	G4	43	n/a		300	n/a	None	A	80	Switch	Floor 0m	See Guidance Notes	n/a
		Public Telephone Booth	1	1.5	Circulation Phone Booth	G0710	28	18	Radiant Panels	Remote Sensor Adj.	No	None	n/a	0	0	n/a	n/a	n/a	n/a		200	n/a	None	A	80	Presence detection	Floor 0m	See Guidance Notes	n/a
		Public Telephone: Single Booth, Accessible	1	2.0	Circulation Phone Booth	G0712	28	18	Radiant Panels	Remote Sensor Adj.	No	None	n/a	0	0	n/a	n/a	n/a	n/a		200	n/a	None	A	80	Presence detection	Floor 0m	See Guidance Notes	n/a
		WC Fully Accessible Changing Room	1	7.0	Changing Facilities	V0726	28	18	Radiant Panels	Remote Sensor Adj.	Yes	Comfort Cooled Fresh Air	Central Supply and Extract	6	10	positive to wc	G4	43	41		100	n/a	None	A	80	Presence detection	Floor 0m	See Guidance Notes	n/a
		Refreshment: Vending Machine	1	3.0	Waiting Room	J0132-02	28	18	Radiant Panels	Remote Sensor Adj.	Yes	Comfort Cooled Fresh Air	Central Supply and Extract	5	5	Balanced	G4	43	n/a		300	n/a	None	A	80	Switch	Floor 0m	See Guidance Notes	n/a
		Nurse Base	1	2.0	staff base	T0151	28	18	Radiant Panels	Remote Sensor Adj.	No	None	Central Supply and Extract	10l/s/per person	10l/s/per person	Balanced	G4	n/a	n/a		200/300	n/a	None	A	80	Switch / Dimmer	Desk 0.75 to 0.85m	See Guidance Notes	n/a
		WC - Wheelchair accessible	1	4.5	Toilet	V0922	28	18	Adjacent Space Transfer Air	None	No	None	Central Dirty Extract	0	10	Negative	None	43	41		200	n/a	None	A	80	Presence detection	Floor 0m	See Guidance Notes	n/a
		Physical Measurement	1	3.5	Consulting Room	C0522-02	28	18	Radiant Panels	Remote Sensor Adj.	Yes	Comfort Cooled Fresh Air	Central Supply and Extract	3	3	Balanced	G4	43	41		300	n/a	1000	A	80	Switch	Bed / Trolley 1.45m	See Guidance Notes	1
		Consult/Examination	15.5	15.5	Consulting Room	C0224	28	18	Radiant Panels	Remote Sensor Adj.	Yes	Comfort Cooled Fresh Air	Central Supply and Extract	3	3	Balanced	G4	43	41		300	n/a	1000	A	80	Switch	Bed / Trolley 1.45m	See Guidance Notes	1
		Consult/Multi-Disciplinary	2	24.0	Consulting Room	C0207-01	28	18	Radiant Panels	Remote Sensor Adj.	Yes	Comfort Cooled Fresh Air	Central Supply and Extract	3	3	Balanced	G4	43	41		300	n/a	1000	A	80	Switch	Bed / Trolley 1.45m	See Guidance Notes	1
		Treatment Room (with prep area)	1	16.0	Treatment Room	X0105-01	28	18	Radiant Panels	Remote Sensor Adj.	Yes	Comfort Cooled Fresh Air	Central Supply Air	10	0	Positive	F7	43	41		500	n/a	1000	A	80	Switch	Bed / Trolley 1.45m	See Guidance Notes	n/a
		Phlebotomy Room	1	8.0	Consulting Room	C0224-??	28	18	Radiant Panels	Remote Sensor Adj.	Yes	Comfort Cooled Fresh Air	Central Supply and Extract	3	3	Balanced	G4	43	41		300	n/a	1000	A	80	Switch	Bed / Trolley 1.45m	See Guidance Notes	1
		Store - Equipment / General	1	6.0	Storage Area Equipment	W1585-??	28	16	Radiant Panels	Remote Sensor Adj.	No	None	Central General Extract	0	3	Negative	None	43	n/a		200	n/a	None	A	80	Presence detection	Floor 0m	See Guidance Notes	n/a
		Sub Waiting Area	1	16.5	Waiting Room	J0132-02	28	18	Radiant Panels	Remote Sensor Adj.	Yes	Comfort Cooled Fresh Air	Central Supply and Extract	5	5	Balanced	G4	43	n/a		300	n/a	None	A	80	Switch	Floor 0m	See Guidance Notes	n/a
		Nurse Base	1	2.0	staff base	T0151	28	18	Radiant Panels	Remote Sensor Adj.	No	None	Central Supply and Extract	10l/s/per person	10l/s/per person	Balanced	G4	n/a	n/a		200/300	n/a	None	A	80	Switch / Dimmer	Desk 0.75 to 0.85m	See Guidance Notes	n/a
		WC - Wheelchair accessible	1	4.5	Consulting Room	V0922	28	18	Radiant Panels	Remote Sensor Adj.	Yes	Comfort Cooled Fresh Air	Central Supply and Extract	3	3	Balanced	G4	43	41		300	n/a	1000	A	80	Switch	Bed / Trolley 1.45m	See Guidance Notes	1
		Physical Measurement	1	3.5	Consulting Room	C0522-02	28	18	Radiant Panels	Remote Sensor Adj.	Yes	Comfort Cooled Fresh Air	Central Supply and Extract	3	3	Balanced	G4	43	41		300	n/a	1000	A	80	Switch	Bed / Trolley 1.45m	See Guidance Notes	1
		Consult/Examination	4	15.5	Consulting Room	C0224	28	18	Radiant Panels	Remote Sensor Adj.	Yes	Comfort Cooled Fresh Air	Central Supply and Extract	3	3	Balanced	G4	43	41		300	n/a	1000	A	80	Switch	Bed / Trolley 1.45m	See Guidance Notes	1
		Multi-Disciplinary Office	1	26.0	Multi Disciplinary Work Areas	M0254	25	18	Radiant Panels	Remote Sensor Adj.	Yes	Comfort Cooled Fresh Air	Central Supply and Extract	4	4	Balanced	G4	43	n/a		300	n/a	None	A	80	Switch	Desk 0.75 to 0.85m	See Guidance Notes	n/a
		Clean Utility	1	8.0	Clean Utility	T0101	28	18	Radiant Panels	Remote Sensor Adj.	Yes	Comfort Cooled Fresh Air	Central Supply Air	6	0	Positive	G4	43	41		150	n/a	None	A	80	Presence detection	General working plane 1m	See Guidance Notes	n/a
		Dirty Utility: urine test	1	11.0	Dirty utility	Y0431	28	18	Adjacent Space Transfer Air	None	No	None	Central Dirty Extract	0	6	Negative	None	43	41		200	n/a	None	A	80	Presence detection	Floor 0m	See Guidance Notes	n/a
		Patient Interview Room	1	9.0	Meeting Room	M0724	25	18	Radiant Panels	Remote Sensor Adj.	Yes	Ceiling Cassette - Chilled Water	Central Supply and Extract	10 l/s per person	10 l/s per person	Balanced	G4	43	n/a		300	n/a	None	A	80	Switch	Desk 0.75 to 0.85m	See Guidance Notes	n/a
		Outpatients Management Office	1	9.0	Cellular / Ward Offices	M0251	25	18	Radiant Panels	Remote Sensor Adj.	Yes	Comfort Cooled Fresh Air	Central Supply and Extract	4	4	Balanced	G4	43	n/a		300	n/a	None	A	80	Switch	Desk 0.75 to 0.85m	See Guidance Notes	n/a
		Staff Room	1	12.0	Common room/staff room/lounge	D0608-03	28	18	Radiant Panels	Remote Sensor Adj.	Yes	Comfort Cooled Fresh Air	Central Supply and Extract	6	8	Negative	G4	43	41		300	n/a	None	A	80	Switch	Floor 0m	See Guidance Notes	n/a
		WC - Staff	2	3.0	Toilet	V1010	28	18	Adjacent Space Transfer Air	None	No	None	Central Dirty Extract	0	10	Negative	None	43	41		200	n/a	None	A	80	Presence detection	Floor 0m	See Guidance Notes	n/a
		Store: Clinical Supplies, Equipment & Stationery	1	15.0	Storage Area Equipment	W1585	28	16	Radiant Panels	Remote Sensor Adj.	No	None	Central General Extract	0	3	Negative	None	43	n/a		200	n/a	None	A	80	Presence detection	Floor 0m	See Guidance Notes	n/a
		Linen Bay	1	1.5	Linen Bay	W1594-01	28	16	Adjacent Space Transfer Air	None	No	None	Central Extract	0	3	Negative	None	43	n/a		200	n/a	None	A	80	Presence detection	Floor 0m	See Guidance Notes	n/a
		DSR	1	7.0	DSR	Y1510	28	18	Adjacent Space Transfer Air	None	No	None	Central Dirty Extract	0	6	Negative	None	43	60		100	n/a	None	A	90	Presence detection	Floor 0m	See Guidance Notes	n/a
M2	DCN Therapies	Waiting	1	18.0	Waiting Room	J0132-02	28	18	Radiant Panels	Remote Sensor Adj.	Yes	Comfort Cooled Fresh Air	Central Supply and Extract	5	5	Balanced	G4	43	n/a		300	n/a	None	A	80	Switch	Floor 0m	See Guidance Notes	n/a
		Staff Lockers	1	4.5	Changing Facilities	V0726	28	18	Radiant Panels	Remote Sensor Adj.	Yes	Comfort Cooled Fresh Air	Central Supply and Extract	6	10	positive to wc	G4	43	41		100	n/a	None	A	80	Presence detection	Floor 0m	See Guidance Notes	n/a
		Reception	1	8.0	Reception	J0132-01	28	18	Radiant Panels	Remote Sensor Adj.	Yes	Comfort Cooled Fresh Air	Central Supply Air	4	4	Balanced	G4	43	n/a		300	n/a	None	A	80	Switch	Desk 0.75 to 0.85m	See Guidance Notes	n/a
		ADL Kitchen	1	22.0	Pantry	Q0120	28	18	Radiant Panels	Remote Sensor Adj.	Yes	Comfort Cooled Fresh Air	Central Supply and Extract	6	8	Negative	G4	43	41		300	n/a	None	A	80	Switch	Floor 0m	See Guidance Notes	n/a
		ADL Bathroom, Shower, WC with hoists	1	13.0	Toilet	V1736-01	28	18	Adjacent Space Transfer Air	None	No	None	Central Dirty Extract	0	10	Negative	None	43	41		200	n/a	None	A	80	Presence detection	Floor 0m	See Guidance Notes	n/a
		Physio Treatment Room	1	15.0	Physiotherapy Studio	X0105-02	28	18	Radiant Panels	Remote Sensor Adj.	Yes	Comfort Cooled Fresh Air	Central Supply and Extract	5	6	Negative	G4	43	41		300	n/a	None	A	80	Switch / Dimmer	Floor 0m	See Guidance Notes	n/a
		Multi-Purpose Rehabilitation Room	1	80.0	Physiotherapy Studio	X0318	28	18	Radiant Panels	Remote Sensor Adj.	Yes	Comfort Cooled Fresh Air	Central Supply and Extract	5	6	Negative	G4	43	41		300	n/a	None	A	80	Switch / Dimmer	Floor 0m	See Guidance Notes	n/a
		Consult/Examination	1	15.5	Consulting Room	C0224	28	18	Radiant Panels	Remote Sensor Adj.	Yes	Comfort Cooled Fresh Air	Central Supply and Extract	3	3	Balanced	G4	43	41		300	n/a	1000	A	80	Switch	Bed / Trolley 1.45m	See Guidance Notes	1
		Distraction Free Treatment Room	2	15.0	Treatment Room	X0105	28	18	Radiant Panels	Remote Sensor Adj.	Yes	Comfort Cooled Fresh Air	Central Supply Air	10	0	Positive	F7	43	41		500	n/a	1000	A	90	Switch	Bed / Trolley 1.45m	See Guidance Notes	n/a
		Store: General/Equipment	1	25.0	Storage Area Equipment	W1585	28	16	Radiant Panels	Remote Sensor Adj.	No	None	Central General Extract	0	3	Negative	None	43	n/a		200	n/a	None	A	80	Presence detection	Floor 0m	See Guidance Notes	n/a
		Store: General/Equipment	1	20.0	Storage Area Equipment	W1585	28	16	Radiant Panels	Remote Sensor Adj.	No	None	Central General Extract	0	3	Negative	None	43	n/a		200	n/a	None	A	80	Presence detection	Floor 0m	See Guidance Notes	n/a
		Store: General/Equipment	1	5.0	Storage Area Equipment	W1585	28	16	Radiant Panels	Remote Sensor Adj.	No	None	Central General Extract	0	3	Negative	None	43	n/a		200	n/a	None	A	80	Presence detection	Floor 0m	See Guidance Notes	n/a
		Changing Cubicles	4	4.0	Changing Facilities	V0726	28	18	Radiant Panels	Remote Sensor Adj.	Yes	Comfort Cooled Fresh Air	Central Supply and Extract	6	10	positive to wc	G4	43	41		100	n/a	None	A	80	Presence detection	Floor 0m	See Guidance Notes	n/a
		Staff Office	1	65.6	Cellular / Ward Offices	M0251	25	18	Radiant Panels	Remote Sensor Adj.	Yes	Comfort Cooled Fresh Air	Central Supply and Extract	4	4	Balanced	G4	43	n/a		300	n/a	None	A	80	Switch	Desk 0.75 to 0.85m	See Guidance Notes	n/a
		Interview Room	2	9.0	Meeting Room	M0724	25	18	Radiant Panels	Remote Sensor Adj.	Yes	Ceiling Cassette - Chilled Water	Central Supply and Extract	10 l/s per person	10 l/s per person	Balanced	G4	43	n/a		300	n/a	None	A	80	Switch	Desk 0.75 to 0.85m	See Guidance Notes	n/a
		Patient Toilet	2	4.5	Toilet	V1010	28	18	Adjacent Space Transfer Air	None	No	None	Central Dirty Extract	0	10	Negative	None	43	41		200	n/a	None	A	80	Presence detection	Floor 0m	See Guidance Notes	n/a
		Staff Toilet	2	3.0	Toilet	V1010	28	18	Adjacent Space Transfer Air	None	No	None	Central Dirty Extract	0	10	Negative	None	43	41		200	n/a	None	A	80	Presence detection	Floor 0m	See Guidance Notes	n/a
	Programmed	Waiting area; 4 & 2 wheelchairs	1	17.0	Waiting Room	J0132-02	28	18	Radiant Panels	Remote Sensor Adj.	Yes	Comfort Cooled Fresh Air	Central Supply and Extract	5	5	Balanced	G4	43	n/a		300	n/a	None	A	80	Switch	Floor 0m	See Guidance Notes	n/a

RHSC / DCN Environmental Matrix

Dept	Dept	Room Name	Qty		Room Function	ADB Code	Temp (max)	Temp (min)	Heating Type	Heating Control	Cooling (present)	Cooling (type)	Ventilation (type)	Supply (ac/hr)	Extract (ac/hr)	Relative pressure	Min filtration	Surface temp	Water temp	Safety Notes	Normal lux	Night lux	Local lux	Standby grade	Colour render	Control	Plane	Medical Location	
M3	Programmed Investigations Unit	Treatment Area	1	45.0	Treatment Room	X0111	28	18	Radiant Panels	Remote Sensor Adj.	Yes	Comfort Cooled Fresh Air	Central Supply Air	10	0	Positive	F7	43	41		500	n/a	1000	A	80	Switch	Bed / Trolley 1.45m	See Guidance Notes	n/a
		Treatment Room	1	16.0	Treatment Room	X0105	28	18	Radiant Panels	Remote Sensor Adj.	Yes	Comfort Cooled Fresh Air	Central Supply Air	10	0	Positive	F7	43	41		500	n/a	1000	A	80	Switch	Bed / Trolley 1.45m	See Guidance Notes	n/a
M4	DCN Neurophysiology	Waiting Area (DCN)	1	15.0	Waiting Room	J0132-02	28	18	Radiant Panels	Remote Sensor Adj.	Yes	Comfort Cooled Fresh Air	Central Supply and Extract	5	5	Balanced	G4	43	n/a		300	n/a	None	A	80	Switch	Floor 0m	See Guidance Notes	n/a
		WC - wheelchair accessible (DCN)	1	4.5	Toilet	V0922	28	18	Adjacent Space Transfer Air	None	No	None	Central Dirty Extract	0	10	Negative	None	43	41		200	n/a	None	A	80	Presence detection	Floor 0m	See Guidance Notes	n/a
		EEG Recording Room	3	16.0	Diagnostic room	X0125	25	18	Warm Air - Reheat Battery	BMS Adjustable Sensor	Yes	Comfort Cooled	Central Supply and Extract	to suit location	to suit location	Balanced	F7	43	41		300	n/a	1000	A	80	Switch / Dimmer	General working plane 1m	See Guidance Notes	1
		EMG/Nerve Conduction Room	3	16.0	Diagnostic room	X0136	25	18	Warm Air - Reheat Battery	BMS Adjustable Sensor	Yes	Comfort Cooled	Central Supply and Extract	to suit location	to suit location	Balanced	F7	43	41		300	n/a	1000	A	80	Switch / Dimmer	General working plane 1m	See Guidance Notes	1
		VTEM/Ambulatory Review Room	1	20.0	Diagnostic room	M0251	25	18	Warm Air - Reheat Battery	BMS Adjustable Sensor	Yes	Comfort Cooled	Central Supply and Extract	to suit location	to suit location	Balanced	F7	43	41		300	n/a	1000	A	80	Switch / Dimmer	General working plane 1m	See Guidance Notes	1
		Reporting Room	1	20.0	Cellular / Ward Offices	M0251	25	18	Radiant Panels	Remote Sensor Adj.	Yes	Comfort Cooled Fresh Air	Central Supply and Extract	4	4	Balanced	G4	43	n/a		300	n/a	None	A	80	Switch	Desk 0.75 to 0.85m	See Guidance Notes	n/a
		HOD Office	1	10.0	Cellular / Ward Offices	M0251	25	18	Radiant Panels	Remote Sensor Adj.	Yes	Comfort Cooled Fresh Air	Central Supply and Extract	4	4	Balanced	G4	43	n/a		300	n/a	None	A	80	Switch	Desk 0.75 to 0.85m	See Guidance Notes	n/a
		Clinical Physiologist Room	1	24.6	Cellular / Ward Offices	M0251	25	18	Radiant Panels	Remote Sensor Adj.	Yes	Comfort Cooled Fresh Air	Central Supply and Extract	4	4	Balanced	G4	43	n/a		300	n/a	None	A	80	Switch	Desk 0.75 to 0.85m	See Guidance Notes	n/a
		Secretarial Office	1	9.0	Cellular / Ward Offices	M0251	25	18	Radiant Panels	Remote Sensor Adj.	Yes	Comfort Cooled Fresh Air	Central Supply and Extract	4	4	Balanced	G4	43	n/a		300	n/a	None	A	80	Switch	Desk 0.75 to 0.85m	See Guidance Notes	n/a
		Quiet Room	1	10.0	Common room/staff room/lounge	H1107-01	28	18	Radiant Panels	Remote Sensor Adj.	Yes	Comfort Cooled Fresh Air	Central Supply and Extract	6	8	Negative	G4	43	41		300	n/a	None	A	80	Switch	Floor 0m	See Guidance Notes	n/a
		Store / Records	1	32.5	Storage Area Equipment	W1585-??	28	16	Radiant Panels	Remote Sensor Adj.	No	None	Central General Extract	0	3	Negative	None	43	n/a		200	n/a	None	A	80	Presence detection	Floor 0m	See Guidance Notes	n/a
		WC - Staff	1	3.0	Toilet	V1010	28	18	Adjacent Space Transfer Air	None	No	None	Central Dirty Extract	0	10	Negative	None	43	41		200	n/a	None	A	80	Presence detection	Floor 0m	See Guidance Notes	n/a
N1	DCN Entrance	Reception / Information Desk	1	6.0	Reception	J0132-01	28	18	Radiant Panels	Remote Sensor Adj.	Yes	Comfort Cooled Fresh Air	Central Supply Air	4	4	Balanced	G4	43	n/a		300	n/a	None	A	80	Switch	Desk 0.75 to 0.85m	See Guidance Notes	n/a
		Draught Lobby	1	9.0	Circulation Areas - Entrance Lobby	G0800-01	28	Not Controlled	Warm Air Door Curtain	BMS Adjustable Sensor	No	None	None	0	0	Balanced	None	n/a	n/a		200	n/a	None	A	80	Presence detection	Floor 0m	See Guidance Notes	n/a
		Waiting Area	1	8.0	Waiting Room	J1155	28	18	Radiant Panels	Remote Sensor Adj.	Yes	Comfort Cooled Fresh Air	Central Supply and Extract	5	5	Balanced	G4	43	n/a		300	n/a	None	A	80	Switch	Floor 0m	See Guidance Notes	n/a
		Vending Machine	1	3.0	Circulation Areas	P0808	28	18	underfloor heating / none to suit location	BMS Adjustable Sensor	No	None	to suit location	to suit location	to suit location	Balanced	G4	43	41		200	n/a	None	A	80	presence detection	Floor 0m	See Guidance Notes	n/a
		WC - Visitors	1	3.0	Toilet	V1010	28	18	Adjacent Space Transfer Air	None	No	None	Central Dirty Extract	0	10	Negative	None	43	41		200	n/a	None	A	80	Presence detection	Floor 0m	See Guidance Notes	n/a
		Wheelchair Bay	1	6.0	Circulation Equipment Storage Bays	G0180-02	28	16	Adjacent Space Transfer Air	None	No	None	Central General Extract	0	3	Negative	None	43	n/a		200	n/a	None	A	80	Presence detection	Floor 0m	See Guidance Notes	n/a
		WC - Wheelchair accessible	1	4.5	Toilet	V0922	28	18	Adjacent Space Transfer Air	None	No	None	Central Dirty Extract	0	10	Negative	None	43	41		200	n/a	None	A	80	Presence detection	Floor 0m	See Guidance Notes	n/a
N2	DCN Wards / Health Records Support - (N2)	Staff Room	1	34.0	Common room/staff room/lounge	D0608-03	28	18	Radiant Panels	Remote Sensor Adj.	Yes	Comfort Cooled Fresh Air	Central Supply and Extract	6	8	Negative	G4	43	41		300	n/a	None	A	80	Switch	Floor 0m	See Guidance Notes	n/a
		Disposal Hold (small)	1	4.0	Disposal Hold	Y0646	28	18	Adjacent Space Transfer Air	None	No	None	Central Dirty Extract	0	10	Negative	None	43	n/a		100	n/a	None	A	80	Presence detection	Floor 0m	See Guidance Notes	n/a
		Staff Reception / Office / Control Base	1	20.0	Reception	J0132-01	28	18	Radiant Panels	Remote Sensor Adj.	Yes	Comfort Cooled Fresh Air	Central Supply Air	4	4	Balanced	G4	43	n/a		300	n/a	None	A	80	Switch	Desk 0.75 to 0.85m	See Guidance Notes	n/a
		Reception	1	8.0	Reception	J0132-01	28	18	Radiant Panels	Remote Sensor Adj.	Yes	Comfort Cooled Fresh Air	Central Supply Air	4	4	Balanced	G4	43	n/a		300	n/a	None	A	80	Switch	Desk 0.75 to 0.85m	See Guidance Notes	n/a
		Multi-Disciplinary Office	1	18.0	Multi Disciplinary Work Areas	M0254	25	18	Radiant Panels	Remote Sensor Adj.	Yes	Comfort Cooled Fresh Air	Central Supply and Extract	4	4	Balanced	G4	43	n/a		300	n/a	None	A	80	Switch	Desk 0.75 to 0.85m	See Guidance Notes	n/a
		Main Waiting/Play Area	1	50.0	Waiting Room	J0132-02	28	18	Radiant Panels	Remote Sensor Adj.	Yes	Comfort Cooled Fresh Air	Central Supply and Extract	5	5	Balanced	G4	43	n/a		300	n/a	None	A	80	Switch	Floor 0m	See Guidance Notes	n/a
		WC - Wheelchair accessible	3	4.5	Toilet	V0922	28	18	Adjacent Space Transfer Air	None	No	None	Central Dirty Extract	0	10	Negative	None	43	41		200	n/a	None	A	80	Presence detection	Floor 0m	See Guidance Notes	n/a
		Single Rooms ensuite	3	15.0	Bathroom	V1643	28	20	Adjacent Space Transfer Air	None	No	None	Central Dirty Extract	0	10	Negative	None	43	41		200	n/a	None	A	80	Presence detection	Floor 0m	See Guidance Notes	n/a
		En Suite WC / WHB	3	4.5	Toilet	V1010	28	18	Adjacent Space Transfer Air	None	No	None	Central Dirty Extract	0	10	Negative	None	43	41		200	n/a	None	A	80	Presence detection	Floor 0m	See Guidance Notes	n/a
		Changing Cubicles	3	4.0	Changing Facilities	V0726	28	18	Radiant Panels	Remote Sensor Adj.	Yes	Comfort Cooled Fresh Air	Central Supply and Extract	6	10	positive to wc	G4	43	41		100	n/a	None	A	80	Presence detection	Floor 0m	See Guidance Notes	n/a
		Locker Bay	1	13.0	Changing Facilities	V0726	28	18	Radiant Panels	Remote Sensor Adj.	Yes	Comfort Cooled Fresh Air	Central Supply and Extract	6	10	positive to wc	G4	43	41		100	n/a	None	A	80	Presence detection	Floor 0m	See Guidance Notes	n/a
		Interview Rooms	2	12.0	Meeting Room	M0724	25	18	Radiant Panels	Remote Sensor Adj.	Yes	Ceiling Cassette - Chilled Water	Central Supply and Extract	10 l/s per person	10 l/s per person	Balanced	G4	43	n/a		300	n/a	None	A	80	Switch	Desk 0.75 to 0.85m	See Guidance Notes	n/a
		Consult/Examination	2	15.5	Consulting Room	C0224	28	18	Radiant Panels	Remote Sensor Adj.	Yes	Comfort Cooled Fresh Air	Central Supply and Extract	3	3	Balanced	G4	43	41		300	n/a	1000	A	80	Switch	Bed / Trolley 1.45m	See Guidance Notes	1
		Physical Measurement Bay	1	3.5	Consulting Room	C0522-02	28	18	Radiant Panels	Remote Sensor Adj.	Yes	Comfort Cooled Fresh Air	Central Supply and Extract	3	3	Balanced	G4	43	41		300	n/a	1000	A	80	Switch	Bed / Trolley 1.45m	See Guidance Notes	1
		Reception, administration office & communication base: 4 staff	1	24.0	Reception	J0132-01	28	18	Radiant Panels	Remote Sensor Adj.	Yes	Comfort Cooled Fresh Air	Central Supply Air	4	4	Balanced	G4	43	n/a		300	n/a	None	A	80	Switch	Desk 0.75 to 0.85m	See Guidance Notes	n/a
		Duty Room: 2 porters	1	5.0	Cellular / Ward Offices	M0251	25	18	Radiant Panels	Remote Sensor Adj.	Yes	Comfort Cooled Fresh Air	Central Supply and Extract	4	4	Balanced	G4	43	n/a		300	n/a	None	A	80	Switch	Desk 0.75 to 0.85m	See Guidance Notes	n/a
		Admissions Lounge	1	36.0	Common room/staff room/lounge	D2155	28	18	Radiant Panels	Remote Sensor Adj.	Yes	Comfort Cooled Fresh Air	Central Supply and Extract	6	8	Negative	G4	43	41		300	n/a	None	A	80	Switch	Floor 0m	See Guidance Notes	n/a
		WC & handwash: accessible, wheelchair assisted	1	4.5	Toilet	V0922	28	18	Adjacent Space Transfer Air	None	No	None	Central Dirty Extract	0	10	Negative	None	43	41		200	n/a	None	A	80	Presence detection	Floor 0m	See Guidance Notes	n/a
		Consulting, examination & changing room	3	15.5	Consulting Room	C0224	28	18	Radiant Panels	Remote Sensor Adj.	Yes	Comfort Cooled Fresh Air	Central Supply and Extract	3	3	Balanced	G4	43	41		300	n/a	1000	A	80	Switch	Bed / Trolley 1.45m	See Guidance Notes	1
		Interview, counselling & quiet room: 5 persons	1	9.0	Meeting Room	M0724	25	18	Radiant Panels	Remote Sensor Adj.	Yes	Ceiling Cassette - Chilled Water	Central Supply and Extract	10 l/s per person	10 l/s per person	Balanced	G4	43	n/a		300	n/a	None	A	80	Switch	Desk 0.75 to 0.85m	See Guidance Notes	n/a
		Changing Cubicle	1	4.0	Changing Facilities	V0726	28	18	Radiant Panels	Remote Sensor Adj.	Yes	Comfort Cooled Fresh Air	Central Supply and Extract	6	10	positive to wc	G4	43	41		100	n/a	None	A	80	Presence detection	Floor 0m	See Guidance Notes	n/a
		WC & handwash: accessible, wheelchair assisted	1	4.5	Toilet	V0922	28	18	Adjacent Space Transfer Air	None	No	None	Central Dirty Extract	0	10	Negative	None	43	41		200	n/a	None	A	80	Presence detection	Floor 0m	See Guidance Notes	n/a
		Immediate Pre Theatre Wait	1	50.0	Waiting Room	J0132-02	28	18	Radiant Panels	Remote Sensor Adj.	Yes	Comfort Cooled Fresh Air	Central Supply and Extract	5	5	Balanced	G4	43	n/a		300	n/a	None	A	80	Switch	Floor 0m	See Guidance Notes	n/a
		WC - Wheelchair accessible	3	4.5	Toilet	V0922	28	18	Adjacent Space Transfer Air	None	No	None	Central Dirty Extract	0	10	Negative	None	43	41		200	n/a	None	A	80	Presence detection	Floor 0m	See Guidance Notes	n/a
		Anaesthetic Room	8	19.0	Operating Theatre Suite	N0305	25	18	warm air via AHU Battery	Local / BMS Adjustable Sensor	Yes	Comfort Cooled Fresh Air	Central Supply and Extract	In line with SHTM 03-01	In line with SHTM 03-01		F7	43	41		500	n/a	10,000 - 100,000	A	80	Switch	Bed / Trolley 1.45m	See Guidance Notes	n/a
		Anaesthetic room: emergency operations	1	29.0	Operating Theatre Suite	N0305	25	18	warm air via AHU Battery	Local / BMS Adjustable Sensor	Yes	Comfort Cooled Fresh Air	Central Supply and Extract	In line with SHTM 03-01	In line with SHTM 03-01		F7	43	41		500	n/a	10,000 - 100,000	A	80	Switch	Bed / Trolley 1.45m	See Guidance Notes	n/a
		Operating Theatre	9	55.0	Operating Theatre Suite	N0106-01	25	18	warm air via AHU Battery	Local / BMS Adjustable Sensor	Yes	Comfort Cooled Fresh Air	Central Supply and Extract	In line with SHTM 03-01	In line with SHTM 03-01		F7	43	41		500	n/a	10,000 - 100,000	A	80	Switch	Bed / Trolley 1.45m	See Guidance Notes	n/a
		Minor Procedures Room	1	19.0	Operating Theatre Suite	N0106-01	25	18	warm air via AHU Battery	Local / BMS Adjustable Sensor	Yes	Comfort Cooled Fresh Air	Central Supply and Extract	In line with SHTM 03-01	In line with SHTM 03-01		F7	43	41		500	n/a	10,000 - 100,000	A	80	Switch	Bed / Trolley 1.45m	See Guidance Notes	n/a
		Scrub-up (single)	9	11.0	Operating Theatre Suite	N0224	25	18	warm air via AHU Battery	Local / BMS Adjustable Sensor	Yes	Comfort Cooled Fresh Air	Central Supply and Extract	In line with SHTM 03-01	In line with SHTM 03-01		F7	43	41		500	n/a	10,000 - 100,000	A	80	Switch	Bed / Trolley 1.45m	See Guidance Notes	n/a
		Preparation Room	10	12.0	Operating Theatre Suite	T0526	25	18	warm air via AHU Battery	Local / BMS Adjustable Sensor	Yes	Comfort Cooled Fresh Air	Central Supply and Extract	In line with SHTM 03-01	In line with SHTM 03-01		F7	43	41		500	n/a	10,000 - 100,000	A	80	Switch	Bed / Trolley 1.45m	See Guidance Notes	n/a
		Utility Room	5	14.0	Operating Theatre Suite	Y0431-01	25	18	warm air via AHU Battery	Local / BMS Adjustable Sensor	Yes	Comfort Cooled Fresh Air	Central Supply and Extract	In line with SHTM 03-01	In line with SHTM 03-01		F7	43	41		500	n/a	10,000 - 100,000	A	80	Switch	Bed / Trolley 1.45m	See Guidance Notes	n/a
		Exit Bay	5	12.0	Operating Theatre Suite	G0407	25	18	warm air via AHU Battery	Local / BMS Adjustable Sensor	Yes	Comfort Cooled Fresh Air	Central Supply and Extract	In line with SHTM 03-01	In line with SHTM 03-01		F7	43	41		500	n/a	10,000 - 100,000	A	80	Switch	Bed / Trolley 1.45m	See Guidance Notes	n/a

RHSC / DCN Environmental Matrix

Dept	Dept	Room Name	Qty		Room Function	ADB Code	Temp (max)	Temp (min)	Heating Type	Heating Control	Cooling (present)	Cooling (type)	Ventilation (type)	Supply (ac/hr)	Extract (ac/hr)	Relative pressure	Min filtration	Surface temp	Water temp	Safety Notes	Normal lux	Night lux	Local lux	Standby grade	Colour render	Control	Plane	Medical Location	
P1	Operating Theatres & RHSC Surgical Day Case Unit	MRI Room	1	45.0	Diagnostic room	E0801-02	25	18	Warm Air - Reheat Battery	BMS Adjustable Sensor	Yes	Comfort Cooled Fresh Air	Central Supply and Extract	to suit location	to suit location	Balanced	F7	43	41		300	n/a	1000	A	80	Switch / Dimmer	General working plane 1m	See Guidance Notes	1
		Control Room - MRI	1	16.0	Cellular / Ward Offices	E0604-03	25	18	Radiant Panels	Remote Sensor Adj.	Yes	Comfort Cooled Fresh Air	Central Supply and Extract	4	4	Balanced	G4	43	n/a		300	n/a	None	A	80	Switch	Desk 0.75 to 0.85m	See Guidance Notes	n/a
		Equipment Room - MRI	1	16.0	Storage Area Equipment	E0311	28	16	Radiant Panels	Remote Sensor Adj.	No	None	Central General Extract	0	3	Negative	None	43	n/a		200	n/a	None	A	80	Presence detection	Floor 0m	See Guidance Notes	n/a
		Trolley Bay	2	4.0	Circulation Equipment Storage Bays	J1264	28	16	Adjacent Space Transfer Air	None	No	None	Central General Extract	0	3	Negative	None	43	n/a		200	n/a	None	A	80	Presence detection	Floor 0m	See Guidance Notes	n/a
		Sub-Wait Area	1	4.5	Waiting Room	J0132-02	28	18	Radiant Panels	Remote Sensor Adj.	Yes	Comfort Cooled Fresh Air	Central Supply and Extract	5	5	Balanced	G4	43	n/a		300	n/a	None	A	80	Switch	Floor 0m	See Guidance Notes	n/a
		WC Accessible	1	4.5	Toilet	V0922	28	18	Adjacent Space Transfer Air	None	No	None	Central Dirty Extract	0	10	Negative	None	43	41		200	n/a	None	A	80	Presence detection	Floor 0m	See Guidance Notes	n/a
		Preparation Room	1	14.0	Operating Theatre Suite	T0526	25	18	warm air via AHU Battery	Local / BMS Adjustable Sensor	Yes	Comfort Cooled Fresh Air	Central Supply and Extract	In line with SHTM 03-01	In line with SHTM 03-01		F7	43	41		500	n/a	10,000 - 100,000	A	80	Switch	Bed / Trolley 1.45m	See Guidance Notes	n/a
		Anaesthetic Room	1	19.0	Operating Theatre Suite	N0305	25	18	warm air via AHU Battery	Local / BMS Adjustable Sensor	Yes	Comfort Cooled Fresh Air	Central Supply and Extract	In line with SHTM 03-01	In line with SHTM 03-01		F7	43	41		500	n/a	10,000 - 100,000	A	80	Switch	Bed / Trolley 1.45m	See Guidance Notes	n/a
		Angiography Procedures Room	1	55.0	Operating Theatre Suite	E0311	25	18	warm air via AHU Battery	Local / BMS Adjustable Sensor	Yes	Comfort Cooled Fresh Air	Central Supply and Extract	In line with SHTM 03-01	In line with SHTM 03-01		F7	43	41		500	n/a	10,000 - 100,000	A	80	Switch	Bed / Trolley 1.45m	See Guidance Notes	n/a
		Angiography Procedures Control Room	1	16.0	Operating Theatre Suite	X0216	25	18	warm air via AHU Battery	Local / BMS Adjustable Sensor	Yes	Comfort Cooled Fresh Air	Central Supply and Extract	In line with SHTM 03-01	In line with SHTM 03-01		F7	43	41		500	n/a	10,000 - 100,000	A	80	Switch	Bed / Trolley 1.45m	See Guidance Notes	n/a
		Angiography Procedures Machine Room	1	16.0	Operating Theatre Suite	E0311	25	18	warm air via AHU Battery	Local / BMS Adjustable Sensor	Yes	Comfort Cooled Fresh Air	Central Supply and Extract	In line with SHTM 03-01	In line with SHTM 03-01		F7	43	41		500	n/a	10,000 - 100,000	A	80	Switch	Bed / Trolley 1.45m	See Guidance Notes	n/a
		Preparation Room	1	12.0	Operating Theatre Suite	T0526	25	18	warm air via AHU Battery	Local / BMS Adjustable Sensor	Yes	Comfort Cooled Fresh Air	Central Supply and Extract	In line with SHTM 03-01	In line with SHTM 03-01		F7	43	41		500	n/a	10,000 - 100,000	A	80	Switch	Bed / Trolley 1.45m	See Guidance Notes	n/a
		Sterile Supplies Store	1	12.0	Clean Utility	T0101	28	18	Radiant Panels	Remote Sensor Adj.	Yes	Comfort Cooled Fresh Air	Central Supply Air	6	0	Positive	G4	43	41		150	n/a	None	A	80	Presence detection	General working plane 1m	See Guidance Notes	n/a
		X-Ray/Ultrasound Bay	1	4.0	Circulation Equipment Storage Bays	G0180-06	28	16	Adjacent Space Transfer Air	None	No	None	Central General Extract	0	3	Negative	None	43	n/a		200	n/a	None	A	80	Presence detection	Floor 0m	See Guidance Notes	n/a
		Image Intensifier Bay	3	4.0	Circulation Equipment Storage Bays	G0180-06	28	16	Adjacent Space Transfer Air	None	No	None	Central General Extract	0	3	Negative	None	43	n/a		200	n/a	None	A	80	Presence detection	Floor 0m	See Guidance Notes	n/a
		Satellite Pharmacy Store	1	6.0	Clean Utility	T0526-01	28	18	Radiant Panels	Remote Sensor Adj.	Yes	Comfort Cooled Fresh Air	Central Supply Air	6	0	Positive	G4	43	41		150	n/a	None	A	80	Presence detection	General working plane 1m	See Guidance Notes	n/a
		Sterile Supplies Store	1	94.0	Clean Utility	T0526-?	28	18	Radiant Panels	Remote Sensor Adj.	Yes	Comfort Cooled Fresh Air	Central Supply Air	6	0	Positive	G4	43	41		150	n/a	None	A	80	Presence detection	General working plane 1m	See Guidance Notes	n/a
		Clinical Equipment Store	1	60.0	Storage Area Equipment	W1585	28	16	Radiant Panels	Remote Sensor Adj.	No	None	Central General Extract	0	3	Negative	None	43	n/a		200	n/a	None	A	80	Presence detection	Floor 0m	See Guidance Notes	n/a
		Clinical Equipment Store	1	30.0	Storage Area Equipment	W1585	28	16	Radiant Panels	Remote Sensor Adj.	No	None	Central General Extract	0	3	Negative	None	43	n/a		200	n/a	None	A	80	Presence detection	Floor 0m	See Guidance Notes	n/a
		Linen Bay	2	1.5	Linen Bay	W1594-01	28	16	Adjacent Space Transfer Air	None	No	None	Central Extract	0	3	Negative	None	43	n/a		200	n/a	None	A	80	Presence detection	Floor 0m	See Guidance Notes	n/a
		Linen Bay	1	1.5	Linen Bay	W1594-01	28	16	Adjacent Space Transfer Air	None	No	None	Central Extract	0	3	Negative	None	43	n/a		200	n/a	None	A	80	Presence detection	Floor 0m	See Guidance Notes	n/a
		Dirty Scopes Store	1	6.0	Dirty utility	Y0431	28	18	Adjacent Space Transfer Air	None	No	None	Central Dirty Extract	0	6	Negative	None	43	41		200	n/a	None	A	80	Presence detection	Floor 0m	See Guidance Notes	n/a
		Decontaminated Scopes Store	1	8.0	Dirty utility	Y0431	28	18	Adjacent Space Transfer Air	None	No	None	Central Dirty Extract	0	6	Negative	None	43	41		200	n/a	None	A	80	Presence detection	Floor 0m	See Guidance Notes	n/a
		Medical Gas Cylinder Store	1	4.0	Storage Area Med Gas	W1585-??	28	16	Frost protection	Room Thermostat	No	None	Natural ventilation	0	0	n/a	None	n/a	n/a		200	n/a	None	A	80	Presence detection	Floor 0m	See Guidance Notes	n/a
		DSR	2	7.0	DSR	Y1510	28	18	Adjacent Space Transfer Air	None	No	None	Central Dirty Extract	0	6	Negative	None	43	60		100	n/a	None	A	90	Presence detection	Floor 0m	See Guidance Notes	n/a
		Disposal Hold	1	15.0	Disposal Hold	Y0646	28	18	Adjacent Space Transfer Air	None	No	None	Central Dirty Extract	0	10	Negative	None	43	n/a		100	n/a	None	A	90	Presence detection	Floor 0m	See Guidance Notes	n/a
		Disposal Hold	1	10.0	Disposal Hold	Y0646	28	18	Adjacent Space Transfer Air	None	No	None	Central Dirty Extract	0	10	Negative	None	43	n/a		100	n/a	None	A	90	Presence detection	Floor 0m	See Guidance Notes	n/a
		Store - Plaster	1	6.0	Storage Area Equipment	W1585-??	28	16	Radiant Panels	TRV Remote Head Adj.	No	None	Central General Extract	0	3	Negative	None	43	n/a		200	n/a	None	A	80	Presence detection	Floor 0m	See Guidance Notes	n/a
		Resuscitation Trolley Bay	1	1.0	Resus Trolley bay	G0180-01	28	18	Adjacent Space Transfer Air	None	No	None	None	0	0	n/a	None	43	n/a		500	n/a	None	A	90	Switch	Bed / Trolley 1.45m	See Guidance Notes	n/a
		Parking bay: fibre optic bronchoscope light source trolley DCN	1	1.0	Circulation Equipment Storage Bays	G0180-06	28	16	Adjacent Space Transfer Air	None	No	None	Central General Extract	0	3	Negative	None	43	n/a		200	n/a	None	A	80	Presence detection	Floor 0m	See Guidance Notes	n/a
		Trolley Holding Bay Clean	1	12.0	Circulation Equipment Storage Bays	J1624	28	16	Adjacent Space Transfer Air	None	No	None	Central General Extract	0	3	Negative	None	43	n/a		200	n/a	None	A	80	Presence detection	Floor 0m	See Guidance Notes	n/a
		IPS Room	1	1.5	IPS Room	Engineering	Manufacturer Dependant	Manufacturer Dependant	None	None	No	None	Central General Extract	0	3	Negative	None	43	n/a	0	n/a	n/a	None	A	80	Presence detection	Floor 0m	See Guidance Notes	n/a
		IPS Room	1	1.8	IPS Room	Engineering	Manufacturer Dependant	Manufacturer Dependant	None	None	No	None	Central Supply and Extract	0	3	Negative	None	43	n/a	0	n/a	n/a	None	A	80	Presence detection	Floor 0m	See Guidance Notes	n/a
		Trolley Holding Bay Dirty	2	6.0	Circulation Equipment Storage Bays	J1624	28	16	Adjacent Space Transfer Air	None	No	None	Central General Extract	0	3	Negative	None	43	n/a		200	n/a	None	A	80	Presence detection	Floor 0m	See Guidance Notes	n/a
		Laser Printer / CR Room DCN	1	15.0	Cellular / Ward Offices	M0251	25	18	Radiant Panels	Remote Sensor Adj.	Yes	Comfort Cooled Fresh Air	Central Supply and Extract	4	4	Balanced	G4	43	n/a		300	n/a	None	A	80	Switch	Desk 0.75 to 0.85m	See Guidance Notes	n/a
		Post Anaesthetic Recovery	1	145.8	Recovery Bay / Recovery Room	B2417	28	20	Radiant Panels	Remote Sensor Adj.	Yes	Comfort Cooled Fresh Air	Central Supply and Extract	15	15	Balanced	G4	43	41		500	n/a	1000	A	80	Switch / Dimmer	Bed / Trolley 1.45m	See Guidance Notes	n/a
		Recovery Staff Base	1	12.0	Cellular / Ward Offices	M0254	25	18	Radiant Panels	Remote Sensor Adj.	Yes	Comfort Cooled Fresh Air	Central Supply and Extract	4	4	Balanced	G4	43	n/a		300	n/a	None	A	80	Switch	Desk 0.75 to 0.85m	See Guidance Notes	n/a
		Recovery Clean Utility	1	12.0	Clean Utility	T0101	28	18	Radiant Panels	Remote Sensor Adj.	Yes	Comfort Cooled Fresh Air	Central Supply Air	6	0	Positive	G4	43	41		150	n/a	None	A	80	Presence detection	General working plane 1m	See Guidance Notes	n/a
		Recovery Dirty Utility	1	14.0	Dirty utility	Y0431	28	18	Adjacent Space Transfer Air	None	No	None	Central Dirty Extract	0	6	Negative	None	43	41		200	n/a	None	A	80	Presence detection	Floor 0m	See Guidance Notes	n/a
		SDCU Dispensary	1	8.0	Clean Utility	T0526-?	28	18	Radiant Panels	Remote Sensor Adj.	Yes	Comfort Cooled Fresh Air	Central Supply Air	6	0	Positive	G4	43	41		150	n/a	None	A	80	Presence detection	General working plane 1m	See Guidance Notes	n/a
		SDCU Recovery	1	110.0	Recovery Bay / Recovery Room	B2517	28	20	Radiant Panels	Remote Sensor Adj.	Yes	Comfort Cooled Fresh Air	Central Supply and Extract	15	15	Balanced	G4	43	41		500	n/a	1000	A	80	Switch / Dimmer	Bed / Trolley 1.45m	See Guidance Notes	n/a
		SDCU Discharge Lounge	1	40.0	Common room/staff room/lounge	D1135	28	18	Radiant Panels	Remote Sensor Adj.	Yes	Comfort Cooled Fresh Air	Central Supply and Extract	6	8	Negative	G4	43	41		300	n/a	None	A	80	Switch	Floor 0m	See Guidance Notes	n/a
		Pantry (DCU)	1	8.0	Pantry	P0627	28	18	Radiant Panels	Remote Sensor Adj.	Yes	Comfort Cooled Fresh Air	Central Supply and Extract	6	8	Negative	G4	43	41		300	n/a	None	A	80	Switch	Floor 0m	See Guidance Notes	n/a
		SDCU Post Op Staff Base/Utility	1	10.0	staff base	T0151-??	28	18	Radiant Panels	Remote Sensor Adj.	No	None	Central Supply and Extract	10l/s/per person	10l/s/per person	Balanced	G4	n/a	n/a		200/300	n/a	None	A	80	Switch / Dimmer	Desk 0.75 to 0.85m	See Guidance Notes	n/a
		Wheelchair Parking Bay	1	1.5	Circulation Equipment Storage Bays	G0180-02	28	16	Adjacent Space Transfer Air	None	No	None	Central General Extract	0	3	Negative	None	43	n/a		200	n/a	None	A	80	Presence detection	Floor 0m	See Guidance Notes	n/a
		Interview Room - DCU	2	9.0	Meeting Room	M0724	25	18	Radiant Panels	Remote Sensor Adj.	Yes	Ceiling Cassette - Chilled Water	Central Supply and Extract	10 l/s per person	10 l/s per person	Balanced	G4	43	n/a		300	n/a	None	A	80	Switch	Desk 0.75 to 0.85m	See Guidance Notes	n/a
		Charge Nurse Office	1	9.0	Cellular / Ward Offices	M0251	25	18	Radiant Panels	Remote Sensor Adj.	Yes	Comfort Cooled Fresh Air	Central Supply and Extract	4	4	Balanced	G4	43	n/a		300	n/a	None	A	80	Switch	Desk 0.75 to 0.85m	See Guidance Notes	n/a
		WC - Patients	1	3.0	Toilet	V1010	28	18	Adjacent Space Transfer Air	None	No	None	Central Dirty Extract	0	10	Negative	None	43	41		200	n/a	None	A	80	Presence detection	Floor 0m	See Guidance Notes	n/a
		WC - Wheelchair accessible	1	4.5	Toilet	V0922	28	18	Adjacent Space Transfer Air	None	No	None	Central Dirty Extract	0	10	Negative	None	43	41		200	n/a	None	A	80	Presence detection	Floor 0m	See Guidance Notes	n/a
		Recovery bay: post anaesthetic, 1 place	6	13.5	Recovery Bay / Recovery Room	B2417-01	28	20	Radiant Panels	Remote Sensor Adj.	Yes	Comfort Cooled Fresh Air	Central Supply and Extract	15	15	Balanced	G4	43	41		500	n/a	1000	A	80	Switch / Dimmer	Bed / Trolley 1.45m	See Guidance Notes	n/a
		Recovery room: post anaesthetic, 1 place	2	26.0	Recovery Bay / Recovery Room	B2417-01	28	20	Radiant Panels	Remote Sensor Adj.	Yes	Comfort Cooled Fresh Air	Central Supply and Extract	15	15	Balanced	G4	43	41		500	n/a	1000	A	80	Switch / Dimmer	Bed / Trolley 1.45m	See Guidance Notes	n/a
		Staff and communication base, enclosed 3 staff	1	12.0	Cellular / Ward Offices	M0251	25	18	Radiant Panels	Remote Sensor Adj.	Yes	Comfort Cooled Fresh Air	Central Supply and Extract	4	4	Balanced	G4	43	n/a		300	n/a	None	A	80	Switch	Desk 0.75 to 0.85m	See Guidance Notes	n/a
		Clean Utility	1	12.0	Clean Utility	T0101	28	18	Radiant Panels	Remote Sensor Adj.	Yes	Comfort Cooled Fresh Air	Central Supply Air	6	0	Positive	G4	43	41		150	n/a	None	A	80	Presence detection	General working plane 1m	See Guidance Notes	n/a
		Dirty Utility: bedpan disposal & urine test	1	14.0	Dirty utility	Y0431	28	18	Adjacent Space Transfer Air	None	No	None	Central Dirty Extract	0	6	Negative	None	43	41		200	n/a	None	A	80	Presence detection	Floor 0m	See Guidance Notes	n/a
		Staff Room	1	60.0	Common room/staff room/lounge	D0608-03	28	18	Radiant Panels	Remote Sensor Adj.	Yes	Comfort Cooled Fresh Air	Central Supply and Extract	6	8	Negative	G4	43	41		300	n/a	None	A	80	Switch	Floor 0m	See Guidance Notes	n/a

RHSC / DCN Environmental Matrix

Dept	Dept	Room Name	Qty		Room Function	ADB Code	Temp (max)	Temp (min)	Heating Type	Heating Control	Cooling (present)	Cooling (type)	Ventilation (type)	Supply (ac/hr)	Extract (ac/hr)	Relative pressure	Min filtration	Surface temp	Water temp	Safety Notes	Normal lux	Night lux	Local lux	Standby grade	Colour render	Control	Plane	Medical Location	
		Dictation/ 1:1/Phone Booth	4	4.2	Cellular / Ward Offices	M0251-01	25	18	Radiant Panels	Remote Sensor Adj.	Yes	Comfort Cooled Fresh Air	Central Supply and Extract	4	4	Balanced	G4	43	n/a		300	n/a	None	A	80	Switch	Desk 0.75 to 0.85m	See Guidance Notes	n/a
		Office Senior Nurse Theatres	1	9.0	Cellular / Ward Offices	M0251	25	18	Radiant Panels	Remote Sensor Adj.	Yes	Comfort Cooled Fresh Air	Central Supply and Extract	4	4	Balanced	G4	43	n/a		300	n/a	None	A	80	Switch	Desk 0.75 to 0.85m	See Guidance Notes	n/a
		Office Staff	1	16.0	Cellular / Ward Offices	M0251	25	18	Radiant Panels	Remote Sensor Adj.	Yes	Comfort Cooled Fresh Air	Central Supply and Extract	4	4	Balanced	G4	43	n/a		300	n/a	None	A	80	Switch	Desk 0.75 to 0.85m	See Guidance Notes	n/a
		Charge Nurse Office	1	9.0	Cellular / Ward Offices	M0251	25	18	Radiant Panels	Remote Sensor Adj.	Yes	Comfort Cooled Fresh Air	Central Supply and Extract	4	4	Balanced	G4	43	n/a		300	n/a	None	A	80	Switch	Desk 0.75 to 0.85m	See Guidance Notes	n/a
		WC-Staff	2	3.0	Toilet	V1010	28	18	Adjacent Space Transfer Air	None	No	None	Central Dirty Extract	0	10	Negative	None	43	41		200	n/a	None	A	80	Presence detection	Floor 0m	See Guidance Notes	n/a
		Male Staff Changing and Lockers	1	60.0	Changing Facilities	V0726	28	18	Radiant Panels	Remote Sensor Adj.	Yes	Comfort Cooled Fresh Air	Central Supply and Extract	6	10	positive to wc	G4	43	41		100	n/a	None	A	80	Presence detection	Floor 0m	See Guidance Notes	n/a
		Female Staff Changing and Lockers	1	70.0	Changing Facilities	V0726	28	18	Radiant Panels	Remote Sensor Adj.	Yes	Comfort Cooled Fresh Air	Central Supply and Extract	6	10	positive to wc	G4	43	41		100	n/a	None	A	80	Presence detection	Floor 0m	See Guidance Notes	n/a
		Footwear Machine Washing Area	1	4.0	Dirty utility	Y0431	28	18	Adjacent Space Transfer Air	None	No	None	Central Dirty Extract	0	6	Negative	None	43	41		200	n/a	None	A	80	Presence detection	Floor 0m	See Guidance Notes	n/a
		General X-Ray Room	2	33.0	Diagnostic room	E0128	25	18	Warm Air - Reheat Battery	BMS Adjustable Sensor	Yes	Comfort Cooled	Central Supply and Extract	to suit location	to suit location	Balanced	F7	43	41		300	n/a	1000	A	80	Switch / Dimmer	General working plane 1m	See Guidance Notes	1
		Changing Cubicles	5	4.0	Changing Facilities	V0726	28	18	Radiant Panels	Remote Sensor Adj.	Yes	Comfort Cooled Fresh Air	Central Supply and Extract	6	10	positive to wc	G4	43	41		100	n/a	None	A	80	Presence detection	Floor 0m	See Guidance Notes	n/a
		Screening Room (fluoroscopy)	1	39.0	Diagnostic room	E0218-01	25	18	Warm Air - Reheat Battery	BMS Adjustable Sensor	Yes	Comfort Cooled	Central Supply and Extract	to suit location	to suit location	Balanced	F7	43	41		300	n/a	1000	A	80	Switch / Dimmer	General working plane 1m	See Guidance Notes	1
		Preparation Room	1	10.0	Consulting Room	T0526-?	28	18	Radiant Panels	Remote Sensor Adj.	Yes	Comfort Cooled Fresh Air	Central Supply and Extract	3	3	Balanced	G4	43	41		300	n/a	1000	A	80	Switch	Bed / Trolley 1.45m	See Guidance Notes	1
		Ultrasound Room	2	16.0	Diagnostic room	E0115	25	18	Warm Air - Reheat Battery	BMS Adjustable Sensor	Yes	Comfort Cooled	Central Supply and Extract	to suit location	to suit location	Balanced	F7	43	41		300	n/a	1000	A	80	Switch / Dimmer	General working plane 1m	See Guidance Notes	1
		Dental Room	1	20.0	Consulting Room	E0135	28	18	Radiant Panels	Remote Sensor Adj.	Yes	Comfort Cooled Fresh Air	Central Supply and Extract	3	3	Balanced	G4	43	41		300	n/a	1000	A	80	Switch	Bed / Trolley 1.45m	See Guidance Notes	1
		Main Reporting	1	25.0	Cellular / Ward Offices	M0251	25	18	Radiant Panels	Remote Sensor Adj.	Yes	Comfort Cooled Fresh Air	Central Supply and Extract	4	4	Balanced	G4	43	n/a		300	n/a	None	A	80	Switch	Desk 0.75 to 0.85m	See Guidance Notes	n/a
		Acute Reporting	1	10.0	Cellular / Ward Offices	M0251	25	18	Radiant Panels	Remote Sensor Adj.	Yes	Comfort Cooled Fresh Air	Central Supply and Extract	4	4	Balanced	G4	43	n/a		300	n/a	None	A	80	Switch	Desk 0.75 to 0.85m	See Guidance Notes	n/a
		MRI Reporting	1	10.0	Cellular / Ward Offices	M0251	25	18	Radiant Panels	Remote Sensor Adj.	Yes	Comfort Cooled Fresh Air	Central Supply and Extract	4	4	Balanced	G4	43	n/a		300	n/a	None	A	80	Switch	Desk 0.75 to 0.85m	See Guidance Notes	n/a
		Processing Area	1	30.0	Diagnostic room	M0251	25	18	Warm Air - Reheat Battery	BMS Adjustable Sensor	Yes	Comfort Cooled	Central Supply and Extract	to suit location	to suit location	Balanced	F7	43	41		300	n/a	1000	A	80	Switch / Dimmer	General working plane 1m	See Guidance Notes	1
		Gamma Camera	2	40.0	Diagnostic room	E0176	25	18	Warm Air - Reheat Battery	BMS Adjustable Sensor	Yes	Comfort Cooled	Central Supply and Extract	to suit location	to suit location	Balanced	F7	43	41		300	n/a	1000	A	80	Switch / Dimmer	General working plane 1m	See Guidance Notes	1
		Gamma Camera Control Area	1	17.0	Consulting Room	E0604-04	28	18	Radiant Panels	Remote Sensor Adj.	Yes	Comfort Cooled Fresh Air	Central Supply and Extract	3	3	Balanced	G4	43	41		300	n/a	1000	A	80	Switch	Bed / Trolley 1.45m	See Guidance Notes	1
		Radioactive Waste Store	1	2.0	Storage Area Equipment	W1585-??	28	16	Radiant Panels	Remote Sensor Adj.	No	None	Central General Extract	0	3	Negative	None	43	n/a		200	n/a	None	A	80	Presence detection	Floor 0m	See Guidance Notes	n/a
		WC Ambulant (Hot)	2	4.5	Toilet	V0922-03	28	18	Adjacent Space Transfer Air	None	No	None	Central Dirty Extract	0	10	Negative	None	43	41		200	n/a	None	A	80	Presence detection	Floor 0m	See Guidance Notes	n/a
		Injection Room	2	8.0	Consulting Room	E0715	28	18	Radiant Panels	Remote Sensor Adj.	Yes	Comfort Cooled Fresh Air	Central Supply and Extract	3	3	Balanced	G4	43	41		300	n/a	1000	A	80	Switch	Bed / Trolley 1.45m	See Guidance Notes	1
		Preparation Room	1	14.0	Consulting Room	T0526-?	28	18	Radiant Panels	Remote Sensor Adj.	Yes	Comfort Cooled Fresh Air	Central Supply and Extract	3	3	Balanced	G4	43	41		300	n/a	1000	A	80	Switch	Bed / Trolley 1.45m	See Guidance Notes	1
		Hot Waiting Area	2	10.0	Waiting Room	J0132-02	28	18	Radiant Panels	Remote Sensor Adj.	Yes	Comfort Cooled Fresh Air	Central Supply and Extract	5	5	Balanced	G4	43	n/a		300	n/a	None	A	80	Switch	Floor 0m	See Guidance Notes	n/a
		Cold Waiting Area	2	10.0	Waiting Room	J0132-02	28	18	Radiant Panels	Remote Sensor Adj.	Yes	Comfort Cooled Fresh Air	Central Supply and Extract	5	5	Balanced	G4	43	n/a		300	n/a	None	A	80	Switch	Floor 0m	See Guidance Notes	n/a
		Stress Room (myocardial work)	1	14.0	Consulting Room	C0224-04	28	18	Radiant Panels	Remote Sensor Adj.	Yes	Comfort Cooled Fresh Air	Central Supply and Extract	3	3	Balanced	G4	43	41		300	n/a	1000	A	80	Switch	Bed / Trolley 1.45m	See Guidance Notes	1
		Changing Cubicles	2	4.0	Changing Facilities	V0726	28	18	Radiant Panels	Remote Sensor Adj.	Yes	Comfort Cooled Fresh Air	Central Supply and Extract	6	10	positive to wc	G4	43	41		100	n/a	None	A	80	Presence detection	Floor 0m	See Guidance Notes	n/a
		Counting Laboratory	1	14.0	Laboratory	L1804	25	18	Radiant Panels	Remote Sensor Adj.	Yes	Ceiling Cassette - Chilled Water	Central Supply and Extract	6	6	Balanced	F7	43	60		500	n/a	None	A	80	Switch	Desk 0.75 to 0.85m	See Guidance Notes	n/a
		Beverage Bay	1	3.0	Tea Making	P0625	28	18	Adjacent Space Transfer Air	None	No	None	Central General Extract	0	5	Negative	None	43	41		200	n/a	None	A	80	switch	Floor 0m	See Guidance Notes	n/a
		Admin Office	1	10.0	Cellular / Ward Offices	M0251	25	18	Radiant Panels	Remote Sensor Adj.	Yes	Comfort Cooled Fresh Air	Central Supply and Extract	4	4	Balanced	G4	43	n/a		300	n/a	None	A	80	Switch	Desk 0.75 to 0.85m	See Guidance Notes	n/a
		WC Ambulant (Cold)	1	4.5	Toilet	V1010	28	18	Adjacent Space Transfer Air	None	No	None	Central Dirty Extract	0	10	Negative	None	43	41		200	n/a	None	A	80	Presence detection	Floor 0m	See Guidance Notes	n/a
		Recovery Area	1	15.0	Recovery Bay / Recovery Room	C0522-04	28	20	Radiant Panels	Remote Sensor Adj.	Yes	Comfort Cooled Fresh Air	Central Supply and Extract	15	15	Balanced	G4	43	41		500	n/a	1000	A	80	Switch / Dimmer	Bed / Trolley 1.45m	See Guidance Notes	n/a
		Gamma Camera Reporting	1	10.0	Cellular / Ward Offices	M0251	25	18	Radiant Panels	Remote Sensor Adj.	Yes	Comfort Cooled Fresh Air	Central Supply and Extract	4	4	Balanced	G4	43	n/a		300	n/a	None	A	80	Switch	Desk 0.75 to 0.85m	See Guidance Notes	n/a
		Medical Physics Office	1	10.0	Cellular / Ward Offices	M0251	25	18	Radiant Panels	Remote Sensor Adj.	Yes	Comfort Cooled Fresh Air	Central Supply and Extract	4	4	Balanced	G4	43	n/a		300	n/a	None	A	80	Switch	Desk 0.75 to 0.85m	See Guidance Notes	n/a
		Emergency Shower	1	2.5	Bathroom	V1643-01	28	20	Adjacent Space Transfer Air	None	No	None	Central Dirty Extract	0	10	Negative	None	43	41		200	n/a	None	A	80	Presence detection	Floor 0m	See Guidance Notes	n/a
		Reception Area	1	8.0	Reception	J0132-01	28	18	Radiant Panels	Remote Sensor Adj.	Yes	Comfort Cooled Fresh Air	Central Supply Air	4	4	Balanced	G4	43	n/a		300	n/a	None	A	80	Switch	Desk 0.75 to 0.85m	See Guidance Notes	n/a
		Admin Office	1	10	Cellular / Ward Offices	M0251	25	18	Radiant Panels	Remote Sensor Adj.	Yes	Comfort Cooled Fresh Air	Central Supply and Extract	4	4	Balanced	G4	43	n/a		300	n/a	None	A	80	Switch	Desk 0.75 to 0.85m	See Guidance Notes	n/a
		Waiting Area - Main Dept	1	50.0	Waiting Room	J0132-02	28	18	Radiant Panels	Remote Sensor Adj.	Yes	Comfort Cooled Fresh Air	Central Supply and Extract	5	5	Balanced	G4	43	n/a		300	n/a	None	A	80	Switch	Floor 0m	See Guidance Notes	n/a
		Baby Infant / Feeding Room	1	4.0	Baby Feeding	S0012	25	18	Radiant Panels	Remote Sensor Adj.	No	None	Central Supply Air	5	0	Positive	G4	43	41		100	n/a	None	A	80	Presence detection	Floor 0m	See Guidance Notes	n/a
		Nappy Change Room with handwash	1	4.0	Toilet	V1131	28	18	Adjacent Space Transfer Air	None	No	None	Central Dirty Extract	0	10	Negative	None	43	41		200	n/a	None	A	80	Presence detection	Floor 0m	See Guidance Notes	n/a
		WC - Wheelchair accessible	2	4.5	Toilet	V0922	28	18	Adjacent Space Transfer Air	None	No	None	Central Dirty Extract	0	10	Negative	None	43	41		200	n/a	None	A	80	Presence detection	Floor 0m	See Guidance Notes	n/a
		Resuscitation Trolley Bay	1	1.0	Circulation Equipment Storage Bays	G0180-01	28	16	Adjacent Space Transfer Air	None	No	None	Central General Extract	0	3	Negative	None	43	n/a		200	n/a	None	A	80	Presence detection	Floor 0m	See Guidance Notes	n/a
		Reception	1	8.0	Reception	J0132-01	28	18	Radiant Panels	Remote Sensor Adj.	Yes	Comfort Cooled Fresh Air	Central Supply Air	4	4	Balanced	G4	43	n/a		300	n/a	None	A	80	Switch	Desk 0.75 to 0.85m	See Guidance Notes	n/a
		Admin Office	1	28.7	Cellular / Ward Offices	M0251	25	18	Radiant Panels	Remote Sensor Adj.	Yes	Comfort Cooled Fresh Air	Central Supply and Extract	4	4	Balanced	G4	43	n/a		300	n/a	None	A	80	Switch	Desk 0.75 to 0.85m	See Guidance Notes	n/a
		Waiting Area	1	35.0	Waiting Room	J0132-02	28	18	Radiant Panels	Remote Sensor Adj.	Yes	Comfort Cooled Fresh Air	Central Supply and Extract	5	5	Balanced	G4	43	n/a		300	n/a	None	A	80	Switch	Floor 0m	See Guidance Notes	n/a
		WC - Patients	1	3.0	Toilet	V1010	28	18	Adjacent Space Transfer Air	None	No	None	Central Dirty Extract	0	10	Negative	None	43	41		200	n/a	None	A	80	Presence detection	Floor 0m	See Guidance Notes	n/a
		WC - Wheelchair accessible	1	4.5	Toilet	V0922	28	18	Adjacent Space Transfer Air	None	No	None	Central Dirty Extract	0	10	Negative	None	43	41		200	n/a	None	A	80	Presence detection	Floor 0m	See Guidance Notes	n/a
		Acute Reporting	1	25.0	Cellular / Ward Offices	M0251	25	18	Radiant Panels	Remote Sensor Adj.	Yes	Comfort Cooled Fresh Air	Central Supply and Extract	4	4	Balanced	G4	43	n/a		300	n/a	None	A	80	Switch	Desk 0.75 to 0.85m	See Guidance Notes	n/a
		Quiet Reporting	1	20.0	Cellular / Ward Offices	M0251	25	18	Radiant Panels	Remote Sensor Adj.	Yes	Comfort Cooled Fresh Air	Central Supply and Extract	4	4	Balanced	G4	43	n/a		300	n/a	None	A	80	Switch	Desk 0.75 to 0.85m	See Guidance Notes	n/a
		Teleradiology Reporting	1	12.0	Cellular / Ward Offices	M0251	25	18	Radiant Panels	Remote Sensor Adj.	Yes	Comfort Cooled Fresh Air	Central Supply and Extract	4	4	Balanced	G4	43	n/a		300	n/a	None	A	80	Switch	Desk 0.75 to 0.85m	See Guidance Notes	n/a
		Doppler Ultrasound	1	16.0	Diagnostic room	E0113	25	18	Warm Air - Reheat Battery	BMS Adjustable Sensor	Yes	Comfort Cooled	Central Supply and Extract	to suit location	to suit location	Balanced	F7	43	41		300	n/a	1000	A	80	Switch / Dimmer	General working plane 1m	See Guidance Notes	1
		Ultrasound Admin Office	1	15.0	Cellular / Ward Offices	M0251	25	18	Radiant Panels	Remote Sensor Adj.	Yes	Comfort Cooled Fresh Air	Central Supply and Extract	4	4	Balanced	G4	43	n/a		300	n/a	None	A	80	Switch	Desk 0.75 to 0.85m	See Guidance Notes	n/a
		Resuscitation Trolley Bay	1	1.0	Circulation Equipment Storage Bays	G0180-01	28	16	Adjacent Space Transfer Air	None	No	None	Central General Extract	0	3	Negative	None	43	n/a		200	n/a	None	A	80	Presence detection	Floor 0m	See Guidance Notes	n/a
		Waiting Play Area	1	10.0	Waiting Room	J0132-02	28	18	Radiant Panels	Remote Sensor Adj.	Yes	Comfort Cooled Fresh Air	Central Supply and Extract	5	5	Balanced	G4	43	n/a		300	n/a	None	A	80	Switch	Floor 0m	See Guidance Notes	n/a
		Patient Interview Room	1	9.0	Meeting Room	M0724	25	18	Radiant Panels	Remote Sensor Adj.	Yes	Ceiling Cassette - Chilled Water	Central Supply and Extract	10 l/s per person	10 l/s per person	Balanced	G4	43	n/a		300	n/a	None	A	80	Switch	Desk 0.75 to 0.85m	See Guidance Notes	n/a
		Dirty Utility	1	9.0	Dirty utility	Y0431	28	18	Adjacent Space Transfer Air	None	No	None	Central Dirty Extract	0	6	Negative	None	43	41		200	n/a	None	A	80	Presence detection	Floor 0m	See Guidance Notes	n/a

RHSC / DCN Environmental Matrix

Dept	Dept	Room Name	Qty		Room Function	ADB Code	Temp (max)	Temp (min)	Heating Type	Heating Control	Cooling (present)	Cooling (type)	Ventilation (type)	Supply (ac/hr)	Extract (ac/hr)	Relative pressure	Min filtration	Surface temp	Water temp	Safety Notes	Normal lux	Night lux	Local lux	Standby grade	Colour render	Control	Plane	Medical Location	
Q1	Radiology	Store Room	1	20.0	Storage Area Equipment	W1585-??	28	16	Radiant Panels	Remote Sensor Adj.	No	None	Central General Extract	0	3	Negative	None	43	n/a		200	n/a	None	A	80	Presence detection	Floor 0m	See Guidance Notes	n/a
		Disposal Hold	2	10.0	Disposal Hold	Y0646	28	18	Adjacent Space Transfer Air	None	No	None	Central Dirty Extract	0	10	Negative	None	43	n/a		100	n/a	None	A	90	Presence detection	Floor 0m	See Guidance Notes	n/a
		DSR	1	7.0	DSR	Y1510	28	18	Adjacent Space Transfer Air	None	No	None	Central Dirty Extract	0	6	Negative	None	43	60		100	n/a	None	A	90	Presence detection	Floor 0m	See Guidance Notes	n/a
		IPS Room	1	1.0	IPS Room	Engineering	Manufacturer Dependant	Manufacturer Dependant	None	None	No	None	Central General Extract	0	3	Negative	None	43	n/a	0	n/a	n/a	None	A	80	Presence detection	Floor 0m	See Guidance Notes	n/a
		Linen Bay	2	1.5	Linen Bay	W1594-01	28	16	Adjacent Space Transfer Air	None	No	None	Central Extract	0	3	Negative	None	43	n/a		200	n/a	None	A	80	Presence detection	Floor 0m	See Guidance Notes	n/a
		Photocopy Room	1	6	Cellular / Ward Offices	M0251	25	18	Radiant Panels	Remote Sensor Adj.	Yes	Comfort Cooled Fresh Air	Central Supply and Extract	4	4	Balanced	G4	43	n/a		300	n/a	None	A	80	Switch	Desk 0.75 to 0.85m	See Guidance Notes	n/a
		MRI Room	1	45.0	Diagnostic room	E0801	25	18	Warm Air - Reheat Battery	BMS Adjustable Sensor	Yes	Comfort Cooled	Central Supply and Extract	to suit location	to suit location	Balanced	F7	43	41		300	n/a	1000	A	80	Switch / Dimmer	General working plane 1m	See Guidance Notes	1
		Control Room - CT/MRI	1	24.0	Cellular / Ward Offices	E0604-01	25	18	Radiant Panels	Remote Sensor Adj.	Yes	Comfort Cooled Fresh Air	Central Supply and Extract	4	4	Balanced	G4	43	n/a		300	n/a	None	A	80	Switch	Desk 0.75 to 0.85m	See Guidance Notes	n/a
		Equipment Room - MRI	1	16.0	IT equipment (comms server)	E0311	25	18	None	None	Yes	Ceiling Cassette - Chilled Water	Central General Extract	0	2	Negative	None	n/a	n/a		300	n/a	None	A	80	Switch	Floor 0m	See Guidance Notes	n/a
		CT Room	1	36.0	Diagnostic room	E0601-01	25	18	Warm Air - Reheat Battery	BMS Adjustable Sensor	Yes	Comfort Cooled	Central Supply and Extract	to suit location	to suit location	Balanced	F7	43	41		300	n/a	1000	A	80	Switch / Dimmer	General working plane 1m	See Guidance Notes	1
		WC - Wheelchair accessible	1	4.5	Toilet	V0922	28	18	Adjacent Space Transfer Air	None	No	None	Central Dirty Extract	0	10	Negative	None	43	41		200	n/a	None	A	80	Presence detection	Floor 0m	See Guidance Notes	n/a
		Changing Cubicles	2	4.0	Changing Facilities	V0726	28	18	Radiant Panels	Remote Sensor Adj.	Yes	Comfort Cooled Fresh Air	Central Supply and Extract	6	10	positive to wc	G4	43	41		100	n/a	None	A	80	Presence detection	Floor 0m	See Guidance Notes	n/a
		Baby Infant / Feeding Room	1	4.0	Baby Feeding	S0012	25	18	Radiant Panels	Remote Sensor Adj.	No	None	Central Supply Air	5	0	Positive	G4	43	41		100	n/a	None	A	80	Presence detection	Floor 0m	See Guidance Notes	n/a
		Induction Area - 1 place	1	16.0	Treatment Room	X0145-01	28	18	Radiant Panels	Remote Sensor Adj.	Yes	Comfort Cooled Fresh Air	Central Supply Air	10	0	Positive	F7	43	41		500	n/a	1000	A	90	Switch	Bed / Trolley 1.45m	See Guidance Notes	n/a
		Recovery Area - 1 place	1	16.0	Treatment Room	B2417-01	28	18	Radiant Panels	Remote Sensor Adj.	Yes	Comfort Cooled Fresh Air	Central Supply Air	10	0	Positive	F7	43	41		500	n/a	1000	A	90	Switch	Bed / Trolley 1.45m	See Guidance Notes	n/a
		Waiting Area	1	12.0	Waiting Room	J0132-02	28	18	Radiant Panels	Remote Sensor Adj.	Yes	Comfort Cooled Fresh Air	Central Supply and Extract	5	5	Balanced	G4	43	n/a		300	n/a	None	A	80	Switch	Floor 0m	See Guidance Notes	n/a
		Trolley Bay	2	4.0	Circulation Equipment Storage Bays	J1624	28	16	Adjacent Space Transfer Air	None	No	None	Central General Extract	0	3	Negative	None	43	n/a		200	n/a	None	A	80	Presence detection	Floor 0m	See Guidance Notes	n/a
		Adult Waiting Area	1	8.0	Waiting Room	J0132-02	28	18	Radiant Panels	Remote Sensor Adj.	Yes	Comfort Cooled Fresh Air	Central Supply and Extract	5	5	Balanced	G4	43	n/a		300	n/a	None	A	80	Switch	Floor 0m	See Guidance Notes	n/a
		WC - Wheelchair accessible & change	1	7.0	Toilet	V0922	28	18	Adjacent Space Transfer Air	None	No	None	Central Dirty Extract	0	10	Negative	None	43	41		200	n/a	None	A	80	Presence detection	Floor 0m	See Guidance Notes	n/a
		WC - Wheelchair accessible	1	4.5	Toilet	V0922	28	18	Adjacent Space Transfer Air	None	No	None	Central Dirty Extract	0	10	Negative	None	43	41		200	n/a	None	A	80	Presence detection	Floor 0m	See Guidance Notes	n/a
		CT Room	1	36.0	Diagnostic room	E0601	25	18	Warm Air - Reheat Battery	BMS Adjustable Sensor	Yes	Comfort Cooled	Central Supply and Extract	to suit location	to suit location	Balanced	F7	43	41		300	n/a	1000	A	80	Switch / Dimmer	General working plane 1m	See Guidance Notes	1
		Control Room - CT	1	16.0	Cellular / Ward Offices	E0604-02	25	18	Radiant Panels	Remote Sensor Adj.	Yes	Comfort Cooled Fresh Air	Central Supply and Extract	4	4	Balanced	G4	43	n/a		300	n/a	None	A	80	Switch	Desk 0.75 to 0.85m	See Guidance Notes	n/a
		Preparation Room	1	14.0	Consulting Room	T0526-?	28	18	Radiant Panels	Remote Sensor Adj.	Yes	Comfort Cooled Fresh Air	Central Supply and Extract	3	3	Balanced	G4	43	41		300	n/a	1000	A	80	Switch	Bed / Trolley 1.45m	See Guidance Notes	1
		Injection Room	1	12.0	Treatment Room	E0715	28	18	Radiant Panels	Remote Sensor Adj.	Yes	Comfort Cooled Fresh Air	Central Supply Air	10	0	Positive	F7	43	41		500	n/a	1000	A	90	Switch	Bed / Trolley 1.45m	See Guidance Notes	n/a
		Changing Cubicles	2	4.0	Changing Facilities	V0726	28	18	Radiant Panels	Remote Sensor Adj.	Yes	Comfort Cooled Fresh Air	Central Supply and Extract	6	10	positive to wc	G4	43	41		100	n/a	None	A	80	Presence detection	Floor 0m	See Guidance Notes	n/a
		Inpatient Holding Bays	1	43.2	Circulation Equipment Storage Bays	J0132-02	28	16	Adjacent Space Transfer Air	None	No	None	Central General Extract	0	3	Negative	None	43	n/a		200	n/a	None	A	80	Presence detection	Floor 0m	See Guidance Notes	n/a
		Toilets	1	3.0	Toilet	V1010	28	18	Adjacent Space Transfer Air	None	No	None	Central Dirty Extract	0	10	Negative	None	43	41		200	n/a	None	A	80	Presence detection	Floor 0m	See Guidance Notes	n/a
		Disabled Toilet	1	4.5	Toilet	V0922	28	18	Adjacent Space Transfer Air	None	No	None	Central Dirty Extract	0	10	Negative	None	43	41		200	n/a	None	A	80	Presence detection	Floor 0m	See Guidance Notes	n/a
		MRI Room	2	45.0	Diagnostic room	E0801-01	25	18	Warm Air - Reheat Battery	BMS Adjustable Sensor	Yes	Comfort Cooled	Central Supply and Extract	to suit location	to suit location	Balanced	F7	43	41		300	n/a	1000	A	80	Switch / Dimmer	General working plane 1m	See Guidance Notes	1
		Control Room - MRI	1	24.0	Cellular / Ward Offices	E0604-03	25	18	Radiant Panels	Remote Sensor Adj.	Yes	Comfort Cooled Fresh Air	Central Supply and Extract	4	4	Balanced	G4	43	n/a		300	n/a	None	A	80	Switch	Desk 0.75 to 0.85m	See Guidance Notes	n/a
		Equipment Room	2	16.0	Storage Area Equipment	W1585	28	16	Radiant Panels	Remote Sensor Adj.	No	None	Central General Extract	0	3	Negative	None	43	n/a		200	n/a	None	A	80	Presence detection	Floor 0m	See Guidance Notes	n/a
		Preparation Room	1	14.0	Consulting Room	T0526-?	28	18	Radiant Panels	Remote Sensor Adj.	Yes	Comfort Cooled Fresh Air	Central Supply and Extract	3	3	Balanced	G4	43	41		300	n/a	1000	A	80	Switch	Bed / Trolley 1.45m	See Guidance Notes	1
		Injection Room	1	12.0	Consulting Room	E0715	28	18	Radiant Panels	Remote Sensor Adj.	Yes	Comfort Cooled Fresh Air	Central Supply and Extract	3	3	Balanced	G4	43	41		300	n/a	1000	A	80	Switch	Bed / Trolley 1.45m	See Guidance Notes	1
		Sub Wait	1	6.0	Waiting Room	J0132-02	28	18	Radiant Panels	Remote Sensor Adj.	Yes	Comfort Cooled Fresh Air	Central Supply and Extract	5	5	Balanced	G4	43	n/a		300	n/a	None	A	80	Switch	Floor 0m	See Guidance Notes	n/a
		Changing Cubicles	6	4.0	Changing Facilities	V0726	28	18	Radiant Panels	Remote Sensor Adj.	Yes	Comfort Cooled Fresh Air	Central Supply and Extract	6	10	positive to wc	G4	43	41		100	n/a	None	A	80	Presence detection	Floor 0m	See Guidance Notes	n/a
		Recovery Bays	1	8.0	Circulation Equipment Storage Bays	B2417-01	28	16	Adjacent Space Transfer Air	None	No	None	Central General Extract	0	3	Negative	None	43	n/a		200	n/a	None	A	80	Presence detection	Floor 0m	See Guidance Notes	n/a
		Toilets	1	3.0	Toilet	V1010	28	18	Adjacent Space Transfer Air	None	No	None	Central Dirty Extract	0	10	Negative	None	43	41		200	n/a	None	A	80	Presence detection	Floor 0m	See Guidance Notes	n/a
		Disabled Toilet	1	4.5	Toilet	V0922	28	18	Adjacent Space Transfer Air	None	No	None	Central Dirty Extract	0	10	Negative	None	43	41		200	n/a	None	A	80	Presence detection	Floor 0m	See Guidance Notes	n/a
		MRI Room	1	45.0	Diagnostic room	E0801-01	25	18	Warm Air - Reheat Battery	BMS Adjustable Sensor	Yes	Comfort Cooled	Central Supply and Extract	to suit location	to suit location	Balanced	F7	43	41		300	n/a	1000	A	80	Switch / Dimmer	General working plane 1m	See Guidance Notes	1
		Control Room - MRI	1	24.0	Cellular / Ward Offices	E0604-03	25	18	Radiant Panels	Remote Sensor Adj.	Yes	Comfort Cooled Fresh Air	Central Supply and Extract	4	4	Balanced	G4	43	n/a		300	n/a	None	A	80	Switch	Desk 0.75 to 0.85m	See Guidance Notes	n/a
		Equipment Room	1	16.0	Storage Area Equipment	W1585	28	16	Radiant Panels	Remote Sensor Adj.	No	None	Central General Extract	0	3	Negative	None	43	n/a		200	n/a	None	A	80	Presence detection	Floor 0m	See Guidance Notes	n/a
		Equipment Store	1	6.0	Storage Area Equipment	W1585	28	16	Radiant Panels	Remote Sensor Adj.	No	None	Central General Extract	0	3	Negative	None	43	n/a		200	n/a	None	A	80	Presence detection	Floor 0m	See Guidance Notes	n/a
		University Staff Office	1	10.0	Cellular / Ward Offices	M0251	25	18	Radiant Panels	Remote Sensor Adj.	Yes	Comfort Cooled Fresh Air	Central Supply and Extract	4	4	Balanced	G4	43	n/a		300	n/a	None	A	80	Switch	Desk 0.75 to 0.85m	See Guidance Notes	n/a
		Store Room	1	20.0	Storage Area Equipment	W1585-??	28	16	Radiant Panels	Remote Sensor Adj.	No	None	Central General Extract	0	3	Negative	None	43	n/a		200	n/a	None	A	80	Presence detection	Floor 0m	See Guidance Notes	n/a
		DSR	1	7.0	DSR	Y1510	28	18	Adjacent Space Transfer Air	None	No	None	Central Dirty Extract	0	6	Negative	None	43	60		100	n/a	None	A	90	Presence detection	Floor 0m	See Guidance Notes	n/a
		Dirty Utility	1	9.0	Dirty utility	Y0431	28	18	Adjacent Space Transfer Air	None	No	None	Central Dirty Extract	0	6	Negative	None	43	41		200	n/a	None	A	80	Presence detection	Floor 0m	See Guidance Notes	n/a
		IPS Room	1	3.0	IPS Room	Engineering	Manufacturer Dependant	Manufacturer Dependant	None	None	No	None	Central General Extract	0	3	Negative	None	43	n/a	0	n/a	n/a	None	A	80	Presence detection	Floor 0m	See Guidance Notes	n/a
		Clean Utility	1	10.0	Clean Utility	T0101	28	18	Radiant Panels	Remote Sensor Adj.	Yes	Comfort Cooled Fresh Air	Central Supply Air	6	0	Positive	G4	43	41		150	n/a	None	A	80	Presence detection	General working plane 1m	See Guidance Notes	n/a
		Staff WC	1	3.0	Toilet	V1010	28	18	Adjacent Space Transfer Air	None	No	None	Central Dirty Extract	0	10	Negative	None	43	41		200	n/a	None	A	80	Presence detection	Floor 0m	See Guidance Notes	n/a
		Male Staff Changing and Lockers	1	27.0	Changing Facilities	V0726	28	18	Radiant Panels	Remote Sensor Adj.	Yes	Comfort Cooled Fresh Air	Central Supply and Extract	6	10	positive to wc	G4	43	41		100	n/a	None	A	80	Presence detection	Floor 0m	See Guidance Notes	n/a
		Female Staff Changing and Lockers	1	65.0	Changing Facilities	V0726	28	18	Radiant Panels	Remote Sensor Adj.	Yes	Comfort Cooled Fresh Air	Central Supply and Extract	6	10	positive to wc	G4	43	41		100	n/a	None	A	80	Presence detection	Floor 0m	See Guidance Notes	n/a
		Staff WC	2	3.0	Toilet	V1010	28	18	Adjacent Space Transfer Air	None	No	None	Central Dirty Extract	0	10	Negative	None	43	41		200	n/a	None	A	80	Presence detection	Floor 0m	See Guidance Notes	n/a
		Resource Room / Library	1	39.0	Open Plan Office	H1313-03	25	18	Radiant Panels	Remote Sensor Adj.	Yes	Comfort Cooled Fresh Air	Central Supply and Extract	4	4	Balanced	G4	43	n/a		300	n/a	None	A	80	Switch	Desk 0.75 to 0.85m	See Guidance Notes	n/a
		Consultant Office (5 person)	1	20.5	Cellular / Ward Offices	M0251	25	18	Radiant Panels	Remote Sensor Adj.	Yes	Comfort Cooled Fresh Air	Central Supply and Extract	4	4	Balanced	G4	43	n/a		300	n/a	None	A	80	Switch	Desk 0.75 to 0.85m	See Guidance Notes	n/a
		Consultant Office (5 person)	2	20.5	Cellular / Ward Offices	M0251	25	18	Radiant Panels	Remote Sensor Adj.	Yes	Comfort Cooled Fresh Air	Central Supply and Extract	4	4	Balanced	G4	43	n/a		300	n/a	None	A	80	Switch	Desk 0.75 to 0.85m	See Guidance Notes	n/a
		Registrars Office (5 desks)	1	20.5	Cellular / Ward Offices	M0251	25	18	Radiant Panels	Remote Sensor Adj.	Yes	Comfort Cooled Fresh Air	Central Supply and Extract	4	4	Balanced	G4	43	n/a		300	n/a	None	A	80	Switch	Desk 0.75 to 0.85m	See Guidance Notes	n/a

RHSC / DCN Environmental Matrix

Dept	Dept	Room Name	Qty		Room Function	ADB Code	Temp (max)	Temp (min)	Heating Type	Heating Control	Cooling (present)	Cooling (type)	Ventilation (type)	Supply (ac/hr)	Extract (ac/hr)	Relative pressure	Min filtration	Surface temp	Water temp	Safety Notes	Normal lux	Night lux	Local lux	Standby grade	Colour render	Control	Plane	Medical Location	
		Superintendent/PACS Manager/Radiographers/Nursing Office	1	28.7	Cellular / Ward Offices	M0251	25	18	Radiant Panels	Remote Sensor Adj.	Yes	Comfort Cooled Fresh Air	Central Supply and Extract	4	4	Balanced	G4	43	n/a		300	n/a	None	A	80	Switch	Desk 0.75 to 0.85m	See Guidance Notes	n/a
		Meeting Room - 6 person	1	9.0	Meeting Room	H1313-02	25	18	Radiant Panels	Remote Sensor Adj.	Yes	Ceiling Cassette - Chilled Water	Central Supply and Extract	10 l/s per person	10 l/s per person	Balanced	G4	43	n/a		300	n/a	None	A	80	Switch	Desk 0.75 to 0.85m	See Guidance Notes	n/a
		Meeting Room - 4 person	2	6.0	Meeting Room	H1313-01	25	18	Radiant Panels	Remote Sensor Adj.	Yes	Ceiling Cassette - Chilled Water	Central Supply and Extract	10 l/s per person	10 l/s per person	Balanced	G4	43	n/a		300	n/a	None	A	80	Switch	Desk 0.75 to 0.85m	See Guidance Notes	n/a
		2nd Floor Desks	1	233.7	Open Plan Office	M0132-01	25	18	Radiant Panels	Remote Sensor Adj.	Yes	Comfort Cooled Fresh Air	Central Supply and Extract	4	4	Balanced	G4	43	n/a		300	n/a	None	A	80	Switch	Desk 0.75 to 0.85m	See Guidance Notes	n/a
		2nd Floor Desks	1	143.5	Open Plan Office	M0132-01	25	18	Radiant Panels	Remote Sensor Adj.	Yes	Comfort Cooled Fresh Air	Central Supply and Extract	4	4	Balanced	G4	43	n/a		300	n/a	None	A	80	Switch	Desk 0.75 to 0.85m	See Guidance Notes	n/a
		2nd Floor Desks	1	180.4	Open Plan Office	M0132-01	25	18	Radiant Panels	Remote Sensor Adj.	Yes	Comfort Cooled Fresh Air	Central Supply and Extract	4	4	Balanced	G4	43	n/a		300	n/a	None	A	80	Switch	Desk 0.75 to 0.85m	See Guidance Notes	n/a
		2nd Floor Desks	1	221.4	Open Plan Office	M0132-01	25	18	Radiant Panels	Remote Sensor Adj.	Yes	Comfort Cooled Fresh Air	Central Supply and Extract	4	4	Balanced	G4	43	n/a		300	n/a	None	A	80	Switch	Desk 0.75 to 0.85m	See Guidance Notes	n/a
		2nd Floor Desks	1	69.7	Open Plan Office	M0132-01	25	18	Radiant Panels	Remote Sensor Adj.	Yes	Comfort Cooled Fresh Air	Central Supply and Extract	4	4	Balanced	G4	43	n/a		300	n/a	None	A	80	Switch	Desk 0.75 to 0.85m	See Guidance Notes	n/a
		2nd Floor Desks	1	147.6	Open Plan Office	M0132-01	25	18	Radiant Panels	Remote Sensor Adj.	Yes	Comfort Cooled Fresh Air	Central Supply and Extract	4	4	Balanced	G4	43	n/a		300	n/a	None	A	80	Switch	Desk 0.75 to 0.85m	See Guidance Notes	n/a
		2nd Floor Desks	1	180.4	Open Plan Office	M0132-01	25	18	Radiant Panels	Remote Sensor Adj.	Yes	Comfort Cooled Fresh Air	Central Supply and Extract	4	4	Balanced	G4	43	n/a		300	n/a	None	A	80	Switch	Desk 0.75 to 0.85m	See Guidance Notes	n/a
		Meeting Room - 4 person	7	6.0	Cellular / Ward Offices	M0251	25	18	Radiant Panels	Remote Sensor Adj.	Yes	Comfort Cooled Fresh Air	Central Supply and Extract	4	4	Balanced	G4	43	n/a		300	n/a	None	A	80	Switch	Desk 0.75 to 0.85m	See Guidance Notes	n/a
		Meeting Room - 6 person	2	9.0	Cellular / Ward Offices	M0251	25	18	Radiant Panels	Remote Sensor Adj.	Yes	Comfort Cooled Fresh Air	Central Supply and Extract	4	4	Balanced	G4	43	n/a		300	n/a	None	A	80	Switch	Desk 0.75 to 0.85m	See Guidance Notes	n/a
		Dictation/ 1:1/Phone Booth	18	4.2	Cellular / Ward Offices	M0251-01	25	18	Radiant Panels	Remote Sensor Adj.	Yes	Comfort Cooled Fresh Air	Central Supply and Extract	4	4	Balanced	G4	43	n/a		300	n/a	None	A	80	Switch	Desk 0.75 to 0.85m	See Guidance Notes	n/a
		WC - Wheelchair Accessible	2	4.5	Toilet	V0922	28	18	Adjacent Space Transfer Air	None	No	None	Central Dirty Extract	0	10	Negative	None	43	41		200	n/a	None	A	80	Presence detection	Floor 0m	See Guidance Notes	n/a
		WC - Staff (Male)	1	17.0	Toilet	V1010	28	18	Adjacent Space Transfer Air	None	No	None	Central Dirty Extract	0	10	Negative	None	43	41		200	n/a	None	A	80	Presence detection	Floor 0m	See Guidance Notes	n/a
		WC - Staff (Male)	1	11.0	toilet	V1010	28	18	Adjacent Space Transfer Air	None	No	None	Central Dirty Extract	0	10	Negative	None	43	41		200	n/a	None	A	80	Presence detection	Floor 0m	See Guidance Notes	n/a
		WC - Staff (Female)	1	18.0	toilet	V1010	28	18	Adjacent Space Transfer Air	None	No	None	Central Dirty Extract	0	10	Negative	None	43	41		200	n/a	None	A	80	Presence detection	Floor 0m	See Guidance Notes	n/a
		WC - Staff (Female)	1	21.0	Toilet	V1010	28	18	Adjacent Space Transfer Air	None	No	None	Central Dirty Extract	0	10	Negative	None	43	41		200	n/a	None	A	80	Presence detection	Floor 0m	See Guidance Notes	n/a
		Store Clinical	1	24.0	Storage Area Equipment	W1585	28	16	Radiant Panels	Remote Sensor Adj.	No	None	Central General Extract	0	3	Negative	None	43	n/a		200	n/a	None	A	80	Presence detection	Floor 0m	See Guidance Notes	n/a
		Beverage Bay	1	3.0	Tea Making	P0625	28	18	Adjacent Space Transfer Air	None	No	None	Central General Extract	0	5	Negative	None	43	41		200	n/a	None	A	80	switch	Floor 0m	See Guidance Notes	n/a
		Printer/Photocopier Room	1	16.0	Cellular / Ward Offices	M0251	25	18	Radiant Panels	Remote Sensor Adj.	Yes	Comfort Cooled Fresh Air	Central Supply and Extract	4	4	Balanced	G4	43	n/a		300	n/a	None	A	80	Switch	Desk 0.75 to 0.85m	See Guidance Notes	n/a
R1	cal Management	Staff Room	1	12.0	Common room/staff room/lounge	D0608-03	28	18	Radiant Panels	Remote Sensor Adj.	Yes	Comfort Cooled Fresh Air	Central Supply and Extract	6	8	Negative	G4	43	41		300	n/a	None	A	80	Switch	Floor 0m	See Guidance Notes	n/a
		DSR	2	7.0	DSR	Y1510	28	18	Adjacent Space Transfer Air	None	No	None	Central Dirty Extract	0	10	Negative	None	43	60		100	n/a	None	A	90	Presence detection	Floor 0m	See Guidance Notes	n/a
		Disposal Hold (small)	1	4.0	Disposal Hold	Y0646	28	18	Adjacent Space Transfer Air	None	No	None	Central Dirty Extract	0	10	Negative	None	43	n/a		100	n/a	None	A	90	Presence detection	Floor 0m	See Guidance Notes	n/a
		4th Floor Desks	1	213.0	Open Plan Office	M0132-02	25	18	Radiant Panels	Remote Sensor Adj.	Yes	Comfort Cooled Fresh Air	Central Supply and Extract	4	4	Balanced	G4	43	n/a		300	n/a	None	A	80	Switch	Desk 0.75 to 0.85m	See Guidance Notes	n/a
		Meeting Room - 4 person	1	6.0	Meeting Room	H1313-01	25	18	Radiant Panels	Remote Sensor Adj.	Yes	Ceiling Cassette - Chilled Water	Central Supply and Extract	10 l/s per person	10 l/s per person	Balanced	G4	43	n/a		300	n/a	None	A	80	Switch	Desk 0.75 to 0.85m	See Guidance Notes	n/a
		Meeting Room - 6 person	1	4.0	Meeting Room	H1313-02	25	18	Radiant Panels	Remote Sensor Adj.	Yes	Ceiling Cassette - Chilled Water	Central Supply and Extract	10 l/s per person	10 l/s per person	Balanced	G4	43	n/a		300	n/a	None	A	80	Switch	Desk 0.75 to 0.85m	See Guidance Notes	n/a
		Dictation/ 1:1/Phone Booth	2	4.2	Cellular / Ward Offices	M0251-01	25	18	Radiant Panels	Remote Sensor Adj.	Yes	Comfort Cooled Fresh Air	Central Supply and Extract	4	4	Balanced	G4	43	n/a		300	n/a	None	A	80	Switch	Desk 0.75 to 0.85m	See Guidance Notes	n/a
		Management Conference Room	2	26.0	Meeting Room	H1313-03	25	18	Radiant Panels	Remote Sensor Adj.	Yes	Ceiling Cassette - Chilled Water	Central Supply and Extract	10 l/s per person	10 l/s per person	Balanced	G4	43	n/a		300	n/a	None	A	80	Switch	Desk 0.75 to 0.85m	See Guidance Notes	n/a
		WC - Wheelchair Accessible	1	4.5	toilet	V0922	28	18	Adjacent Space Transfer Air	None	No	None	Central Dirty Extract	0	10	Negative	None	43	41		200	n/a	None	A	80	Presence detection	Floor 0m	See Guidance Notes	n/a
		WC - Staff (Male)	1	8.0	Toilet	V1010	28	18	Adjacent Space Transfer Air	None	No	None	Central Dirty Extract	0	10	Negative	None	43	41		200	n/a	None	A	80	Presence detection	Floor 0m	See Guidance Notes	n/a
		WC - Staff (Female)	1	11.0	Toilet	V1010	28	18	Adjacent Space Transfer Air	None	No	None	Central Dirty Extract	0	10	Negative	None	43	41		200	n/a	None	A	80	Presence detection	Floor 0m	See Guidance Notes	n/a
		Store Management	1	6.0	Cellular / Ward Offices	M0251	25	18	Radiant Panels	Remote Sensor Adj.	Yes	Comfort Cooled Fresh Air	Central Supply and Extract	4	4	Balanced	G4	43	n/a		300	n/a	None	A	80	Switch	Desk 0.75 to 0.85m	See Guidance Notes	n/a
		Store Management	1	10.0	Cellular / Ward Offices	M0251	25	18	Radiant Panels	Remote Sensor Adj.	Yes	Comfort Cooled Fresh Air	Central Supply and Extract	4	4	Balanced	G4	43	n/a		300	n/a	None	A	80	Switch	Desk 0.75 to 0.85m	See Guidance Notes	n/a
		Beverage Bay	1	3.0	Tea Making	P0625	28	18	Adjacent Space Transfer Air	None	No	None	Central General Extract	0	5	Negative	None	43	41		200	n/a	None	A	80	switch	Floor 0m	See Guidance Notes	n/a
		Printer/Photocopier Room	1	6.0	Cellular / Ward Offices	M0251	25	18	Radiant Panels	Remote Sensor Adj.	Yes	Comfort Cooled Fresh Air	Central Supply and Extract	4	4	Balanced	G4	43	n/a		300	n/a	None	A	80	Switch	Desk 0.75 to 0.85m	See Guidance Notes	n/a
		Staff Room	2	6.0	Common room/staff room/lounge	D0608-03	28	18	Radiant Panels	Remote Sensor Adj.	Yes	Comfort Cooled Fresh Air	Central Supply and Extract	6	8	Negative	G4	43	41		300	n/a	None	A	80	Switch	Floor 0m	See Guidance Notes	n/a
		DSR	1	7.0	DSR	Y1510	28	18	Adjacent Space Transfer Air	None	No	None	Central Dirty Extract	0	10	Negative	None	43	60		100	n/a	None	A	90	Presence detection	Floor 0m	See Guidance Notes	n/a
		Disposal Hold (small)	1	4.0	Disposal Hold	Y0646	28	18	Adjacent Space Transfer Air	None	No	None	Central Dirty Extract	0	10	Negative	None	43	n/a		100	n/a	None	A	90	Presence detection	Floor 0m	See Guidance Notes	n/a
R2	Health Records	Receipt / Dispatch Counter	1	6.0	Reception	J0132-01	28	18	Radiant Panels	Remote Sensor Adj.	Yes	Comfort Cooled Fresh Air	Central Supply Air	4	4	Balanced	G4	43	n/a		300	n/a	None	A	80	Switch	Desk 0.75 to 0.85m	See Guidance Notes	n/a
		Trolley Area	1	6.0	Circulation Equipment Storage Bays	J1624	28	16	Adjacent Space Transfer Air	None	No	None	Central General Extract	0	3	Negative	None	43	n/a		200	n/a	None	A	80	Presence detection	Floor 0m	See Guidance Notes	n/a
		RHSC Office	1	15.0	Cellular / Ward Offices	M0251	25	18	Radiant Panels	Remote Sensor Adj.	Yes	Comfort Cooled Fresh Air	Central Supply and Extract	4	4	Balanced	G4	43	n/a		300	n/a	None	A	80	Switch	Desk 0.75 to 0.85m	See Guidance Notes	n/a
		RHSC & DCN Records Library (160,000 records)	1	368.0	Storage Area Equipment	W1585-??	28	16	Radiant Panels	Remote Sensor Adj.	No	None	Central General Extract	0	3	Negative	None	43	n/a		200	n/a	None	A	80	Presence detection	Floor 0m	See Guidance Notes	n/a
		Assistant Health Records Manager / Supervisors	1	12.0	Cellular / Ward Offices	M0251	25	18	Radiant Panels	Remote Sensor Adj.	Yes	Comfort Cooled Fresh Air	Central Supply and Extract	4	4	Balanced	G4	43	n/a		300	n/a	None	A	80	Switch	Desk 0.75 to 0.85m	See Guidance Notes	n/a
		WC Staff	1	3.0	Toilet	V1010	28	18	Adjacent Space Transfer Air	None	No	None	Central Dirty Extract	0	10	Negative	None	43	41		200	n/a	None	A	80	Presence detection	Floor 0m	See Guidance Notes	n/a
		RHSC / DCN Office 17 Person	3	3.0	Open Plan Office	M0132-01	25	18	Radiant Panels	Remote Sensor Adj.	Yes	Comfort Cooled Fresh Air	Central Supply and Extract	4	4	Balanced	G4	43	n/a		300	n/a	None	A	80	Switch	Desk 0.75 to 0.85m	See Guidance Notes	n/a
		Receipt Bay	1	3.0	Circulation Areas	cds	28	18	underfloor heating / none to suit location	BMS Adjustable Sensor	No	None	to suit location	to suit location	to suit location	Balanced	G4	43	41		200	n/a	None	A	80	presence detection	Floor 0m	See Guidance Notes	n/a
		Dry Goods	1	9.0	Storage Area Equipment	W1585-??	28	16	Radiant Panels	Remote Sensor Adj.	No	None	Central General Extract	0	3	Negative	None	43	n/a		200	n/a	None	A	80	Presence detection	Floor 0m	See Guidance Notes	n/a
		Kitchen Equipment	1	6.0	Storage Area Equipment	W1585-??	28	16	Radiant Panels	Remote Sensor Adj.	No	None	Central General Extract	0	3	Negative	None	43	n/a		200	n/a	None	A	80	Presence detection	Floor 0m	See Guidance Notes	n/a
		Refuse	1	10.0	Storage Area Equipment	W1585-??	28	16	Radiant Panels	Remote Sensor Adj.	No	None	Central General Extract	0	3	Negative	None	43	n/a		200	n/a	None	A	80	Presence detection	Floor 0m	See Guidance Notes	n/a
		Disposables / Detergent	1	6.0	DSR	Y1510	28	18	Adjacent Space Transfer Air	None	No	None	Central Dirty Extract	0	10	Negative	None	43	60		100	n/a	None	A	80	Presence detection	Floor 0m	See Guidance Notes	n/a
		Veg Store	1	6.0	CDS	cds	28	18	Adjacent Space Transfer Air	None	No	None	Central General Extract	0	3	Negative	None	n/a	n/a		200	n/a	None	A	80	Presence detection	Floor 0m	See Guidance Notes	n/a
		Raw Meat	1	7.0	CDS	cds	8	5	None	None	Yes	By Specialist	None	0	0	n/a	None	n/a	n/a		300	n/a	None	A	80	Switch	General working plane 1m	See Guidance Notes	n/a
		Dairy Store	1	9.0	CDS	cds	5	2	None	None	Yes	By Specialist	None	0	0	n/a	None	n/a	n/a		200	n/a	None	A	80	Presence detection	Floor 0m	See Guidance Notes	n/a
		Freezer	2	5.0	CDS	cds	-18	-20	None	None	Yes	By Specialist	None	0	0	n/a	None	n/a	n/a		300	n/a	None	A	80	Switch	Floor 0m	See Guidance Notes	n/a
		Preparation/Cooking Area	1	110.0	CDS	cds	28	18	None	None	Yes	Ceiling Cassette - Chilled Water	Central Supply and Extract	DW172 Dependant	DW172 Dependant	Negative	G4	43	60		500	n/a	None	A	80	Switch	General working plane 1m	See Guidance Notes	n/a
		Diet Prep Area	1	12.0	CDS	cds	28	18	None	None	Yes	Ceiling Cassette - Chilled Water	Central Supply and Extract	DW172 Dependant	DW172 Dependant	Negative	G4	43	60		500	n/a	None	A	80	Switch	General working plane 1m	See Guidance Notes	n/a
S1	Kitchen	Diet Store	1	5.0	CDS	W1585-??	28	18	Adjacent Space Transfer Air	None	No	None	Central General Extract	0	3	Negative	None	n/a	n/a		200	n/a	None	A	80	Presence detection	Floor 0m	See Guidance Notes	n/a
		Pan Wash	1	12.0	CDS	cds	28	18	None	None	Yes	Ceiling Cassette - Chilled Water	Central Supply and Extract	DW172 Dependant	DW172 Dependant	Negative	G4	43	60		300	n/a	None	A	80	Switch	General working plane 1m	See Guidance Notes	n/a

RHSC / DCN Environmental Matrix

Dept	Dept	Room Name	Qty		Room Function	ADB Code	Temp (max)	Temp (min)	Heating Type	Heating Control	Cooling (present)	Cooling (type)	Ventilation (type)	Supply (ac/hr)	Extract (ac/hr)	Relative pressure	Min filtration	Surface temp	Water temp	Safety Notes	Normal lux	Night lux	Local lux	Standby grade	Colour render	Control	Plane	Medical Location	
		Temperature Controlled Sandwich Prep	1	18.0	CDS	cds	12	10	None	None	Yes	Ceiling Cassette - Chilled Water	General Supply and Extract	4	4	Balanced	G4	43	41		500	n/a	None	A	80	Switch	General working plane 1m	See Guidance Notes	n/a
		Weighing	1	7.0	CDS	cds	28	18	None	None	Yes	Ceiling Cassette - Chilled Water	Central Supply and Extract	DW172 Dependant	DW172 Dependant	Negative	G4	43	60		300	n/a	None	A	80	Switch	General working plane 1m	See Guidance Notes	n/a
		Clean Trolleys Park	1	21.5	CDS	cds	28	16	Adjacent Space Transfer Air	None	No	None	General Supply and Extract	1	2	Negative	None	n/a	n/a		200	n/a	None	A	80	Presence detection	Floor 0m	See Guidance Notes	n/a
		Bakery Preparation	1	13.0	CDS	cds	12	10	None	None	Yes	Ceiling Cassette - Chilled Water	General Supply and Extract	4	4	Balanced	G4	43	41		500	n/a	None	A	80	Switch	General working plane 1m	See Guidance Notes	n/a
		Returned Trolleys	1	25.0	CDS	cds	28	16	Adjacent Space Transfer Air	None	No	None	General Supply and Extract	1	2	Negative	None	n/a	n/a		300	n/a	None	A	80	Presence detection	Floor 0m	See Guidance Notes	n/a
		Trolley Wash Area	1	6.0	CDS	cds	28	16	Adjacent Space Transfer Air	None	No	None	General Supply and Extract	2	3	Negative	None	43	41		300	n/a	None	A	80	Switch	General working plane 1m	See Guidance Notes	n/a
		Office 5 person	1	20.5	Cellular / Ward Offices	M0251	25	18	Radiant Panels	Remote Sensor Adj.	Yes	Comfort Cooled Fresh Air	Central Supply and Extract	4	4	Balanced	G4	43	n/a		300	n/a	None	A	80	Switch	Desk 0.75 to 0.85m	See Guidance Notes	n/a
		Female Staff Changing inc Shower	1	13.0	Changing Facilities	V0554	28	18	Radiant Panels	Remote Sensor Adj.	Yes	Comfort Cooled Fresh Air	Central Supply and Extract	6	10	positive to wc	G4	43	41		100	n/a	None	A	80	Presence detection	Floor 0m	See Guidance Notes	n/a
		Male Staff Changing inc Shower	1	10.0	Changing Facilities	V0726	28	18	Radiant Panels	Remote Sensor Adj.	Yes	Comfort Cooled Fresh Air	Central Supply and Extract	6	10	positive to wc	G4	43	41		100	n/a	None	A	80	Presence detection	Floor 0m	See Guidance Notes	n/a
		DSR	1	7.0	DSR	Y1510	28	18	Adjacent Space Transfer Air	None	No	None	Central Dirty Extract	0	10	Negative	None	43	60		300	n/a	None	A	80	Switch	Floor 0m	See Guidance Notes	n/a
S2	e-Health Infrastructure	Core Server Room	1	40.0	IT equipment (comms server)	Engineering	25	18	None	None	Yes	Ceiling Cassette - Chilled Water	Central General Extract	0	2	Negative	None	n/a	n/a		300	n/a	None	A	80	Switch	Floor 0m	See Guidance Notes	n/a
		Domestic Service Office	1	20.5	Cellular / Ward Offices	M0251	25	18	Radiant Panels	Remote Sensor Adj.	Yes	Comfort Cooled Fresh Air	Central Supply and Extract	4	4	Balanced	G4	43	n/a		300	n/a	None	A	80	Switch	Desk 0.75 to 0.85m	See Guidance Notes	n/a
		Dictation/ 1:1/Phone Booth	1	4.2	Cellular / Ward Offices	M0251-01	25	18	Radiant Panels	Remote Sensor Adj.	Yes	Comfort Cooled Fresh Air	Central Supply and Extract	4	4	Balanced	G4	43	n/a		300	n/a	None	A	80	Switch	Desk 0.75 to 0.85m	See Guidance Notes	n/a
		Sanitary Bins Store	1	6.0	Dirty utility	Y0431	28	18	Adjacent Space Transfer Air	None	No	None	Central Dirty Extract	0	6	Negative	None	43	41		200	n/a	None	A	80	Presence detection	Floor 0m	See Guidance Notes	n/a
S3	Domestic Services	Bulk Equipment Store	1	10.0	Storage Area Equipment	W1585-??	28	16	Radiant Panels	Remote Sensor Adj.	No	None	Central General Extract	0	3	Negative	None	43	n/a		200	n/a	None	A	80	Presence detection	Floor 0m	See Guidance Notes	n/a
		Supplies Store	1	20.0	Storage Area Equipment	W1585-??	28	16	Radiant Panels	Remote Sensor Adj.	No	None	Central General Extract	0	3	Negative	None	43	n/a		200	n/a	None	A	80	Presence detection	Floor 0m	See Guidance Notes	n/a
		Linen Pool (Clean)	1	32.0	Linen Bay	W1594-01	28	16	Adjacent Space Transfer Air	None	No	None	Central Extract	0	3	Negative	None	43	n/a		200	n/a	None	A	80	Presence detection	Floor 0m	See Guidance Notes	n/a
		Linen Pool (Dirty)	1	32.0	Dirty utility	Y0431	28	18	Adjacent Space Transfer Air	None	No	None	Central Dirty Extract	0	6	Negative	None	43	41		200	n/a	None	A	80	Presence detection	Floor 0m	See Guidance Notes	n/a
		Storage/Holding Area	1	100.0	Storage Area Equipment	W1585-??	28	16	Radiant Panels	Remote Sensor Adj.	No	None	Central General Extract	0	3	Negative	None	43	n/a		200	n/a	None	A	80	Presence detection	Floor 0m	See Guidance Notes	n/a
S4	Materials Management	Porters Office	1	10.0	Cellular / Ward Offices	M0251	25	18	Radiant Panels	Remote Sensor Adj.	Yes	Comfort Cooled Fresh Air	Central Supply and Extract	4	4	Balanced	G4	43	n/a		300	n/a	None	A	80	Switch	Desk 0.75 to 0.85m	See Guidance Notes	n/a
		Office	1	3.0	Tea Making	P0625	28	18	Adjacent Space Transfer Air	None	No	None	Central General Extract	0	5	Negative	None	43	41		200	n/a	None	A	80	switch	Floor 0m	See Guidance Notes	n/a
		Mailroom	1	20.0	Cellular / Ward Offices	M0251	25	18	Radiant Panels	Remote Sensor Adj.	Yes	Comfort Cooled Fresh Air	Central Supply and Extract	4	4	Balanced	G4	43	n/a		300	n/a	None	A	80	Switch	Desk 0.75 to 0.85m	See Guidance Notes	n/a
		Female Staff Changing , Shower, WC & Lockers	1	240.0	Changing Facilities	V0554	28	18	Radiant Panels	Remote Sensor Adj.	Yes	Comfort Cooled Fresh Air	Central Supply and Extract	6	10	positive to wc	G4	43	41		100	n/a	None	A	80	Presence detection	Floor 0m	See Guidance Notes	n/a
S5	Central Staff Changing	Male Staff Changing , Shower, WC & Lockers	1	100.0	Changing Facilities	V0554-01	28	18	Radiant Panels	Remote Sensor Adj.	Yes	Comfort Cooled Fresh Air	Central Supply and Extract	6	10	positive to wc	G4	43	41		100	n/a	None	A	80	Presence detection	Floor 0m	See Guidance Notes	n/a
		Bay for Token Machine	1	5.0	Circulation Equipment Storage Bays	P0808	28	16	Adjacent Space Transfer Air	None	No	None	Central General Extract	0	3	Negative	None	43	n/a		200	n/a	None	A	80	Presence detection	Floor 0m	See Guidance Notes	n/a
		DSR	1	7.0	DSR	Y1510	28	18	Adjacent Space Transfer Air	None	No	None	Central Dirty Extract	0	10	Negative	None	43	60		100	n/a	None	A	90	Presence detection	Floor 0m	See Guidance Notes	n/a
		Workshop (NPD)	1	45.0	Small Workshop	K0421	28	18	Radiant Panels	Remote Sensor Adj.	Yes	Comfort Cooled Fresh Air	Central Supply and Extract	4	6	Negative	G4	43	41		300	n/a	None	A	80	Switch	Desk 0.75 to 0.85m	See Guidance Notes	n/a
		Workshop (NHSL)	1	30.0	Small Workshop	K0421	28	18	Radiant Panels	Remote Sensor Adj.	Yes	Comfort Cooled Fresh Air	Central Supply and Extract	4	6	Negative	G4	43	41		300	n/a	None	A	80	Switch	Desk 0.75 to 0.85m	See Guidance Notes	n/a
		Store	1	30.0	Storage Area Equipment	W1585	28	16	Radiant Panels	Remote Sensor Adj.	No	None	Central General Extract	0	3	Negative	None	43	n/a		200	n/a	None	A	80	Presence detection	Floor 0m	See Guidance Notes	n/a
S6	Estates	Staff Room (4th floor)	1	12.0	Common room/staff room/lounge	D0608-03	28	18	Radiant Panels	Remote Sensor Adj.	Yes	Comfort Cooled Fresh Air	Central Supply and Extract	6	8	Negative	G4	43	41		300	n/a	None	A	80	Switch	Floor 0m	See Guidance Notes	n/a
		BMS Room	1	10.0	IT equipment (comms server)	query	25	18	None	None	Yes	Ceiling Cassette - Chilled Water	Central General Extract	0	2	Negative	None	n/a	n/a		300	n/a	None	A	80	Switch	Floor 0m	See Guidance Notes	n/a
		Staff Change	1	15.0	Changing Facilities	V0726	28	18	Radiant Panels	Remote Sensor Adj.	Yes	Comfort Cooled Fresh Air	Central Supply and Extract	6	10	positive to wc	G4	43	41		100	n/a	None	A	80	Presence detection	Floor 0m	See Guidance Notes	n/a
		Staff WC	1	3.0	Toilet	V1010	28	18	Adjacent Space Transfer Air	None	No	None	Central Dirty Extract	0	10	Negative	None	43	41		200	n/a	None	A	80	Presence detection	Floor 0m	See Guidance Notes	n/a
		Shower	2	2.5	Bathroom	V1643	28	20	Adjacent Space Transfer Air	None	No	None	Central Dirty Extract	0	10	Negative	None	43	41		200	n/a	None	A	80	Presence detection	Floor 0m	See Guidance Notes	n/a
		Restaurant	1	157.0	Eating/Drinking	D0608-02	28	18	Radiant Panels	Remote Sensor Adj.	Yes	Comfort Cooled Fresh Air	Central Supply and Extract	10 l/s per person	10 l/s per person	Balanced	G4	43	41		300	n/a	None	A	80	Switch	Floor 0m	See Guidance Notes	n/a
		Storage/Dishwashing	1	25.0	Storage Area Equipment	W1585-??	28	16	Radiant Panels	Remote Sensor Adj.	No	None	Central General Extract	0	3	Negative	None	43	n/a		200	n/a	None	A	80	Presence detection	Floor 0m	See Guidance Notes	n/a
S7	Restaurant	Male WC	2	3.0	Toilet	V1010	28	18	Adjacent Space Transfer Air	None	No	None	Central Dirty Extract	0	10	Negative	None	43	41		200	n/a	None	A	80	Presence detection	Floor 0m	See Guidance Notes	n/a
		DSR	1	7.0	DSR	Y1510	28	18	Adjacent Space Transfer Air	None	No	None	Central Dirty Extract	0	10	Negative	None	43	60		100	n/a	None	A	90	Presence detection	Floor 0m	See Guidance Notes	n/a
		Female WC	2	3.0	Toilet	V1010	28	18	Adjacent Space Transfer Air	None	No	None	Central Dirty Extract	0	10	Negative	None	43	41		200	n/a	None	A	80	Presence detection	Floor 0m	See Guidance Notes	n/a
S8	Sterile Support Store	Trolley Holding Bay	1	23	Circulation Equipment Storage Bays	J1624	28	16	Adjacent Space Transfer Air	None	No	None	Central General Extract	0	3	Negative	None	43	n/a		200	n/a	None	A	80	Presence detection	Floor 0m	See Guidance Notes	n/a
		RFFS Changing / Support	1	29	Changing Facilities	V0726	28	18	Radiant Panels	Remote Sensor Adj.	Yes	Comfort Cooled Fresh Air	Central Supply and Extract	6	10	positive to wc	G4	43	41		100	n/a	None	A	80	Presence detection	Floor 0m	See Guidance Notes	n/a
		Bed Bay	1	3.4	Circulation Equipment Storage Bays	G0180-06	28	16	Adjacent Space Transfer Air	None	No	None	Central General Extract	0	3	Negative	None	43	n/a		200	n/a	None	A	80	Presence detection	Floor 0m	See Guidance Notes	n/a
		WC Ambulant	1	3	Toilet	V1010	28	18	Adjacent Space Transfer Air	None	No	None	Central Dirty Extract	0	10	Negative	None	43	41		200	n/a	None	A	80	Presence detection	Floor 0m	See Guidance Notes	n/a
S9	Helipad Support	RFFS Medical Equipment Store	1	6	Storage Area Equipment	W1585-??	28	16	Radiant Panels	Remote Sensor Adj.	No	None	Central General Extract	0	3	Negative	None	43	n/a		200	n/a	None	A	80	Presence detection	Floor 0m	See Guidance Notes	n/a
T1	Plant	IT Node Rooms	25	9.0	IT equipment (comms server)	query	25	18	None	None	Yes	Ceiling Cassette - Chilled Water	Central General Extract	0	2	Negative	None	n/a	n/a		300	n/a	None	A	80	Switch	Floor 0m	See Guidance Notes	n/a
		Main Lab	1	120.0	Laboratory	L1804	25	18	Radiant Panels	Remote Sensor Adj.	Yes	Ceiling Cassette - Chilled Water	Central Supply and Extract	6	6	Balanced	F7	43	60		500	n/a	None	A	80	Switch	Desk 0.75 to 0.85m	See Guidance Notes	n/a
		Utility Area Wash Up	1	12.0	Laboratory	L1804	25	18	Radiant Panels	Remote Sensor Adj.	Yes	Ceiling Cassette - Chilled Water	Central Supply and Extract	6	6	Balanced	F7	43	60		500	n/a	None	A	80	Switch	Desk 0.75 to 0.85m	See Guidance Notes	n/a
		Temp Controlled Store	1	15.2	Laboratory	L1804	25	18	Radiant Panels	Remote Sensor Adj.	Yes	Ceiling Cassette - Chilled Water	Central Supply and Extract	6	6	Balanced	F7	43	60		500	n/a	None	A	80	Switch	Desk 0.75 to 0.85m	See Guidance Notes	n/a
U1	Labs	DSR	1	8.0	DSR	Y1510	28	18	Adjacent Space Transfer Air	None	No	None	Central Dirty Extract	0	10	Negative	None	43	60		100	n/a	None	A	90	Presence detection	Floor 0m	See Guidance Notes	n/a
		Record Store	1	15.0	Storage Area Equipment	W1585-??	28	16	Radiant Panels	Remote Sensor Adj.	No	None	Central General Extract	0	3	Negative	None	43	n/a		200	n/a	None	A	80	Presence detection	Floor 0m	See Guidance Notes	n/a
		Disposal Hold	1	10.0	Disposal Hold	Y0646	28	18	Adjacent Space Transfer Air	None	No	None	Central Dirty Extract	0	10	Negative	None	43	n/a		100	n/a	None	A	90	Presence detection	Floor 0m	See Guidance Notes	n/a
		Meeting/Staff	1	16.0	Meeting Room	H1313-03	25	18	Radiant Panels	Remote Sensor Adj.	Yes	Ceiling Cassette - Chilled Water	Central Supply and Extract	10 l/s per person	10 l/s per person	Balanced	G4	43	n/a		300	n/a	None	A	80	Switch	Desk 0.75 to 0.85m	See Guidance Notes	n/a
		Male Change	2	6.0	Changing Facilities	V0726	28	18	Radiant Panels	Remote Sensor Adj.	Yes	Comfort Cooled Fresh Air	Central Supply and Extract	6	10	positive to wc	G4	43	41		100	n/a	None	A	80	Presence detection	Floor 0m	See Guidance Notes	n/a
		Office	1	29.7	Cellular / Ward Offices	M0251	25	18	Radiant Panels	Remote Sensor Adj.	Yes	Comfort Cooled Fresh Air	Central Supply and Extract	4	4	Balanced	G4	43	n/a		300	n/a	None	A	80	Switch	Desk 0.75 to 0.85m	See Guidance Notes	n/a
		Staff WC	2	3.0	Toilet	V1010	28	18	Adjacent Space Transfer Air	None	No	None	Central Dirty Extract	0	10	Negative	None	43	41		200	n/a	None	A	80	Presence detection	Floor 0m	See Guidance Notes	n/a

Reprovision of RHSC and DCN at Little France

Room Data Sheets

Notes:
Room Data Sheets for Generic and Key Rooms for Financial Close.

Document No	Revision
HLM-SZ-SL-RD-400-001	01

Date
18.09.14
Drawn
HLM
Checked
HLM

Reprovision of RHSC and DCN at Little France

Room Data Sheets

Rev No.	Date	Revision
01	18.09.14	First Issue

Generic Rooms

Code	Description	Room Number
M0251-01	Office: 1:1	1-P1-085
G0180-06	Parking bay: mobile equipment	1-P1-097
J0232-01	Reception: 1 person	2-L2-073
B0305	Single-bed room DCN	2-L2-130
V1643	En-suite: DCN	2-L2-131
Y0646-01	Disposal hold (General Waste)	2-R1-022
X0145	Treatment room: Inpatient	3-C1.1-043
T0152	Staff Base	G-A2-008
G0180-01	Resusitation trolley	G-A2-016
Y0431	Dirty utility	G-A2-022
V1010	WC: ambulant	G-A2-024
G0180-03	Hoist Bay	G-A2-027
T0151	Touchdown Base	G-A2-049
V1643-01	En-suite: RHSC Also used with isolation ensuites	G-A2-051
B0305-01	Single-bed room RHSC	G-A2-052
B0405	Multi-bed room: 4 beds RHSC	G-A2-054
W1594-01	Linen Bay	G-A2-063
B0308	Single-bed room: isolation RHSC	G-A2-072
G0510	Lobby: Isolation RHSC	G-A2-074
V1736	Assisted Bathroom WC	G-A2-076
M0254	Multi disciplinary office	G-A2-077
M0251	Ward Management Office	G-A2-078
Y0646	Disposal hold	G-A2-082
M0724	Interview room	G-A2-083
P0627	Pantry	G-F1-057
V0922	WC: Accessible	G-M1-005
Y1510	DSR	G-M1-050
H1313-01	Meeting room: 4 person	G-Q1-054
H1313-02	Meeting room: 6 person	G-Q1-055

Key Rooms

Code	Description	Room Number
B1609-01	4 beds Low Acuity	1-B1-031
G0510-01	Gowning Lobby: Isolation Room	1-B1-033
B1401-01	Single-bed cubicle: Isolation	1-B1-036
B1401	Single-bed cubicle	1-B1-037
B1609-02	4 beds High Acuity	1-B1-063
B1407-01	Open Plan Bay 3 cots: Neonatal	1-B1-065
B1421	Single cot cubicle: neonatal	1-B1-075
C0230	Consulting/examination room: Orthoptic	1-D3-007
C0517	ABR Room	1-D4-002
C0516	Observation/Control room	1-D4-006
C0515	Testing/Clinic room	1-D4-007
C0110-01	Distraction Free Treatment: SALT	1-D6-035
X0208	Rehabilitation Room:OT	1-D6-048
X0208-01	Rehabilitation Room: Physio	1-D6-053
X0208-02	Rehabilitation Room: Physio (CV Equip)	1-D6-054
X0242	Dressings Room	1-D7-003
S0027-01	Viewing Room	1-J1-003
B1411	Receiving/Resuscitation	1-L1-005
J1155	Waiting	1-L1-027
D1135	Discharge Lounge	1-P1-012
B2517	SDCU Recovery	1-P1-024
B2417	Post Anaesthetic Recovery:RHSC	1-P1-029
B2418	Post Anaesthetic Recovery Room: RHSC	1-P1-030
J1264	Waiting bay: 1 patient trolley/bed place	1-P1-057
E0801-02	Imaging room: Interoperative MRI	1-P1-064
E0604-05	Control room: Interoperative MRI	1-P1-065
N0305-01	Anaesthetic room: DCN	1-P1-069
N0106-03	Operating theatre: DCN	1-P1-070
E0311	Angiography Procedures Room	1-P1-093
X1026	Control room: Angiography Procedures	1-P1-094
B2417-01	Post Anaesthetic Recovery:DCN	1-P1-109
V0726	Changing Room	1-P1-127
D2155	Admissions Lounge	1-P1-128
N0106-01	Operating theatre: RHSC	1-P1-131
N0305	Anaesthetic room: RHSC	1-P1-132
T0526	Preparation room	1-P1-134
N0106-02	Operating theatre: Intraoperative	1-P1-155
G0510-02	Lobby: Isolation Room DCN	2-L2-134
B0308-01	Single-bed room: Isolation DCN	2-L2-135
Q0120	Activities of daily living: kitchen	2-M2-009
X0105-02	Distraction Free Treatment room	2-M2-011
X0318	Multi Purpose Rehabilitation Room	2-M2-023
X0111	Treatment Area	2-M3-003
X0136	EMG/Nerve Conduction Room	2-M4-008
X0125	EEG Recording room	2-M4-019
M0132-01	Open Plan Office	2-R1-055
T0101	Clean Utility: Inpatients RHSC	3-C1.1-042
E0604-06	Control / Observation room	3-C4-007
B0705	Sleep Room	3-C4-008
X1504	Patient Treatment Lounge	3-D9-016
H0202-01	Workshop / Tutorial Room	3-H3-001

L0102-03	Tissue Culture Store	4-H1-016
L0102-01	Molecular Biology Laboratory	4-H1-018
L0102-02	Physiology Laboratory	4-H1-027
X0242-04	Treatment: double-sided couch access (Mental Health)	G-A1-015
X0242-05	Resuscitation Room: 2 places	G-A1-028
X0242-06	Resuscitation Room: 2 places	G-A1-029
X0242-03	Triage room	G-A1-035
X0242-02	Treatment: Single sided couch access (ED only)	G-A1-060
X0242-01	Treatment: double sided couch access (ED only)	G-A2-020
X0206	Plaster Suite	G-D1-008
X0105-01	Treatment room: with Prep Area	G-D1-033
C0224-01	Consulting/examination: RHSC	G-D1-039
C0217-01	Consult/exam: multidisciplinary - RHSC	G-D1-040
C0715	Cardio Pulmonary Exercise Lab	G-D2-005
C0712	Treatment room: Echocardiography	G-D2-006
C0718-02	Lung Function Laboratory	G-D2-013
C0718-01	Excercise Tolerance Test Room	G-D2-014
C0903-01	Dental Surgery Standard	G-D5-008
J0132-03	Multi Functional Activity Zone	G-E1-001
J0132-01	Reception: 2 person	G-E1-002
J0132-02	Sub Wait With Nurse Base	G-E1-003
J1255	Main Waiting: RHSC	G-E1-011
H1107	Group room	G-F1-020
X0613	Therapy room	G-F1-034
D0608-02	Dining / Recreation (Day Prog)	G-F1-036
Q0121	Therapeutic kitchen	G-F1-037
B0510-01	Single-bed room (CAMHS)	G-F1-073
V1610	Shower room: en-suite: anti ligature	G-F1-074
C0217	Consult/exam: multidisciplinary - DCN	G-M1-012
X0105	Treatment room	G-M1-014
C0224	Consulting/examination: DCN	G-M1-018
E0128	Imaging Room: General X-ray	G-Q1-004
E0115	Ultrasound Treatment Room	G-Q1-010
E0716	Imaging Room: Gamma Camera	G-Q1-039
E0604-04	Control room: Gamma Camera	G-Q1-042
E0601	CT Room DCN	G-Q1-059
E0604-02	Control room: CT DCN	G-Q1-071
E0113	Doppler Ultrasound	G-Q1-081
E0715	Injection Room: DCN MRI	G-Q1-108
E0604-03	Control room: MRI DCN	G-Q1-111
E0801	Imaging room: MRI DCN	G-Q1-123
E0801-01	Imaging Room: MRI RHSC	G-Q1-134
E0604-01	Control room: CT/MRI RHSC	G-Q1-135
E0601-01	CT Room RHSC	G-Q1-136
E0135	Dental room	G-Q1-141

ADB	Room Data Sheet	M0251-01

Project:	11072	RHSC & DCN		
Department:	00	Generic Rooms (Financial Close)		
Room:	M0251-01	Office: 1:1		
Room Number:	1-P1-085		**Revision Date:**	18/09/2014

Activities:	1) Clinical administration 2) Use of computer workstation(s) 3) Use of Telephone 4) Discussions and interviews			
Personnel:	2 x staff			
Planning Relationships:				
Space Data:	**Area (m²):**		**Height (mm):**	2,400
	Refer to HLM-SZ-SL-SH-200-001 for room areas.			

Notes:

Refer to ME 571 series of drawings for access control (PCP 4.17)

Refer to HLM-SZ-00-PL-331-001 Anti-ligature Strategy for anti-ligature provision

ADB	Room Environmental Data	M0251-01

Project:	11072	RHSC & DCN		
Department:	00	Generic Rooms (Financial Close)		
Room:	M0251-01	Office: 1:1		
Room Number:	1-P1-085		**Revision Date:**	18/09/2014

AIR	Requirements	Notes
Winter Temperature (DegC):		Permissible space temperature range (dry bulb) (degC) : 18 - 25
Summer Temperature (DegC):		
Mechanical Ventilation (Supply ac/hr):	4.0	Ventilation Type: Central Supply and Extract
Mechanical Ventilation (Extract ac/hr):	4.0	
Pressure Relative to Adjoining Space:	Balanced	
Filtration (%DSE and % Arrestance):	/	G4 - minimum
Humidity (%RH):		
General Notes:	Heating Type: Radiant Panels with TRV Remote Head Adj. Cooling: Comfort Cooled Fresh Air	

LIGHTING		
Service Illumination (Lux):	300	@ Desk 750 - 850 AFFL
Service Illumination Night (Lux):		Not Applicable
Local Illumination (Lux):		None
Colour Rendering Required:	Y	Colour rendering characteristics (Ra):80
Standby Lighting Grade:	A	Lighting of the level and quality equal or nearly equal to that provided by normal lighting
General Notes:	Control: Switch	

NOISE		
Privacy Factor Required (dB):		
Mechanical Services (NR):	35	Intrusive Noise: SHTM 08-01 noise intrusion from external noise sources is not given in NR values but instead in LAeq,1hr and LAmax,f.
Intrusive Noise (NR Leq):		40:daytime (LAeq,1hr)
***Acceptable Sound Level [L10dB(A)]:**		
***Speech Privacy Required:**	Y	
***Quality Which Cannot Be Tolerated:**		
(* alternative format)		
General Notes:	Refer to HLM 252 series of drawings for partition types and Acoustic Report (PCP 4.13)	

SAFETY		
Hot Surface Max. Temp (DegC):	43	
Hot Water Max. Temp (DegC):		
General Notes:		

FIRE

Enclosure:

Automatic Detection:

Refer to HLM 572 series of drawings and Fire Strategy Report (PCP 4.12)

ADB	Room Design Character	M0251-01

Project:	11072	RHSC & DCN		
Department:	00	Generic Rooms (Financial Close)		
Room:	M0251-01	Office: 1:1		
Room Number:	1-P1-085		**Revision Date:**	18/09/2014

Walls:	Refer to HLM 330 series of drawings
Floor:	Refer to HLM 330 series of drawings
Ceiling:	Refer to HLM 332 series of drawings
Doorsets:	Refer to HLM 322 series of drawings for location / type.
Windows:	N/A
Internal Glazing:	Refer to HLM 322 series for door and screen types.
Hatch:	N/A

Notes:

ADB	Schedule of Components by Room	M0251-01

Project: 11072 RHSC & DCN
Department: P1 Operating Theatres & RHSC Surgical Day Case Unit
Room: M0251-01 Dictation/ 1:1/Phone Booth (DCN)
Room Number: 1-P1-085 **Revision Date:** 09/09/2014

Quantity					Alt. Code	Grp
New	Trans	Total	Code	Description		
1		1	BOA2504	BOARD; marker; whiteboard; dry-wipe; with pen holder;magnetic; wall mounted; 600H 900W.		1
2		2	CHA002	CHAIR; height adjustable; medium back; swivel; 5 star base; on castors		3
1		1	COM033	COMPUTER KEYBOARD		3
1		1	COM1000	COMPUTER MONITOR; TFT; Sunray digital flat panel display; desk top		3
1		1	OUT005	SOCKET outlet, switched, 13amp, single		1
2		2	OUT010	SOCKET outlet, switched, 13amp, twin		1
2		2	OUT131	SOCKET outlet double data/voice; wall/trunking mounted.		1
1		1	SUP2501	SUPPORT LEG; for 720 high worktop		1
1		1	SWC025	SWITCH, light		1
1		1	TEL1000	TELEPHONE; handset.		3
1		1	TRU1000	TRUNKING; Power and Data trunking; length as drawn.		1
1		1	WKT1003L	WORKTOP; 720 high 600 deep 40mm thick; with 50mm upstand; length as drawn.		1

ADB	Room Data Sheet	G0180-06

Project:	11072	RHSC & DCN		
Department:	00	Generic Rooms (Financial Close)		
Room:	G0180-06	Parking bay: mobile equipment		
Room Number:	1-P1-097		**Revision Date:**	18/09/2014

Activities:	1) Parking, storage and charging of mobile equipment			
Personnel:	Intermittent use			
Planning Relationships:				
Space Data:	**Area (m^2):**		**Height (mm):**	
	Refer to HLM-SZ-SL-SH-200-001 for room areas. Ceiling height: To suit surrounding area/design.			

Notes:

Refer to ME 571 series of drawings for access control (PCP 4.17)

Refer to HLM-SZ-00-PL-331-001 Anti-ligature Strategy for anti-ligature provision

ADB	Room Environmental Data	G0180-06

Project:	11072	RHSC & DCN
Department:	00	Generic Rooms (Financial Close)
Room:	G0180-06	Parking bay: mobile equipment
Room Number:	1-P1-097	**Revision Date:** 18/09/2014

AIR	Requirements	Notes
Winter Temperature (DegC):		Permissible space temperature range (dry bulb) (degC) : 16 - 28
Summer Temperature (DegC):		
Mechanical Ventilation (Supply ac/hr):		Ventilation Type: Central General Extract
Mechanical Ventilation (Extract ac/hr):	3.0	
Pressure Relative to Adjoining Space:	Negative	
Filtration (%DSE and % Arrestance):	/	None
Humidity (%RH):		
General Notes:	Heating Type: Adjacent Space Transfer Air. Cooling: None	

LIGHTING		
Service Illumination (Lux):	200	@ Floor
Service Illumination Night (Lux):		Not Applicable
Local Illumination (Lux):		None
Colour Rendering Required:	Y	Colour rendering characteristics (Ra):80
Standby Lighting Grade:	A	Lighting of the level and quality equal or nearly equal to that provided by normal lighting
General Notes:	Control: Presence Detection	

NOISE		
Privacy Factor Required (dB):		
Mechanical Services (NR):	40	Intrusive Noise: SHTM 08-01 noise intrusion from external noise sources is not given in NR values but instead in LAeq,1hr and LAmax,f.
Intrusive Noise (NR Leq):		55:daytime (LAeq,1hr)
***Acceptable Sound Level [L10dB(A)]:**		
***Speech Privacy Required:**	N	
***Quality Which Cannot Be Tolerated:**		
(* alternative format)		
General Notes:	Refer to HLM 252 series of drawings for partition types and Acoustic Report (PCP 4.13)	

SAFETY		
Hot Surface Max. Temp (DegC):	43	
Hot Water Max. Temp (DegC):		
General Notes:		

FIRE

Enclosure:

Automatic Detection:

Refer to HLM 572 series of drawings and Fire Strategy Report (PCP 4.12)

ADB	Room Design Character	G0180-06

Project:	11072	RHSC & DCN
Department:	00	Generic Rooms (Financial Close)
Room:	G0180-06	Parking bay: mobile equipment
Room Number:	1-P1-097	**Revision Date:** 18/09/2014

Walls:	Refer to HLM 330 series of drawings
Floor:	Refer to HLM 330 series of drawings
Ceiling:	Refer to HLM 332 series of drawings
Doorsets:	N/A, open to circulation.
Windows:	N/A
Internal Glazing:	N/A
Hatch:	N/A

Notes:

ADB	Schedule of Components by Room	G0180-06

Project: 11072 RHSC & DCN
Department: P1 Operating Theatres & RHSC Surgical Day Case Unit
Room: G0180-06 Image Trolley Bay
Room Number: 1-P1-097
Revision Date: 09/09/2014

Quantity					Alt. Code	Grp
New	Trans	Total	Code	Description		
1		1	DIS2503	DISPENSER; alcohol gel; disposable single cartridge; wall mounted.		2
1		1	IMG021	IMAGE INTENSIFIER UNIT; C-arm; mobile		3
1		1	IMG023	IMAGE INTENSIFIER; monitor; (Part of IMG021)		3
1		1	IMG024	IMAGE INTENSIFIER; monitor trolley; (Part of IMG021)		3
2		2	OUT010	SOCKET outlet, switched, 13amp, twin		1
1		1	OUT121	SOCKET outlet; computer data; double.		1
3		3	RAC196	RACK, x-ray lead apron, 5 hangers hinged, wall mounted		2

ADB	Room Data Sheet	J0232-01

Project:	11072	RHSC & DCN		
Department:	00	Generic Rooms (Financial Close)		
Room:	J0232-01	Reception: 1 person		
Room Number:	2-L2-073		**Revision Date:**	18/09/2014

Activities:	1) Reception and registration of patients 2) Use of computer workstation(s) 3) Dealing with enquiries 4) Use of Telephone 5) Control of access			
Personnel:	1 x staff 1 x patient/visitor			
Planning Relationships:	Close to, with clear view of, entrance and waiting area.			
Space Data:	**Area (m²):**		**Height (mm):**	
	Refer to HLM-SZ-SL-SH-200-001 for room areas. Ceiling height: To suit surrounding area/design.			

Notes:

Refer to ME 571 series of drawings for access control (PCP 4.17)

Refer to HLM-SZ-00-PL-331-001 Anti-ligature Strategy for anti-ligature provision

ADB	Room Environmental Data	J0232-01

Project:	11072	RHSC & DCN		
Department:	00	Generic Rooms (Financial Close)		
Room:	J0232-01	Reception: 1 person		
Room Number:	2-L2-073		**Revision Date:**	18/09/2014

AIR	Requirements	Notes
Winter Temperature (DegC):		Permissible space temperature range (dry bulb) (degC) : 18 - 28
Summer Temperature (DegC):		
Mechanical Ventilation (Supply ac/hr):	5.0	Ventilation Type: Central Supply And Extract
Mechanical Ventilation (Extract ac/hr):	5.0	
Pressure Relative to Adjoining Space:	Positive	
Filtration (%DSE and % Arrestance):	/	G4 - Minimum
Humidity (%RH):		

General Notes: Heating Type: Radiant Panels with TRV Remote Head Adj. Cooling: Comfort Cooled Fresh Air

LIGHTING		
Service Illumination (Lux):	300	@ floor
Service Illumination Night (Lux):		Not Applicable
Local Illumination (Lux):		None
Colour Rendering Required:	Y	Colour rendering characteristics (Ra):80
Standby Lighting Grade:	A	Lighting of the level and quality equal or nearly equal to that provided by normal lighting

General Notes: Control: Switch

NOISE		
Privacy Factor Required (dB):		
Mechanical Services (NR):	40	Intrusive Noise: SHTM 08-01 noise intrusion from external noise sources is not given in NR values but instead in LAeq,1hr and LAmax,f.
Intrusive Noise (NR Leq):		50:daytime (LAeq,1hr)
***Acceptable Sound Level [L10dB(A)]:**		
***Speech Privacy Required:**	N	
***Quality Which Cannot Be Tolerated:**		
(* alternative format)		

General Notes: Refer to HLM 252 series of drawings for partition types and Acoustic Report (PCP 4.13)

SAFETY		
Hot Surface Max. Temp (DegC):	43	
Hot Water Max. Temp (DegC):		

General Notes:

FIRE

Enclosure:

Automatic Detection:

Refer to HLM 572 series of drawings and Fire Strategy Report (PCP 4.12)

ADB	Room Design Character	J0232-01

Project:	11072	RHSC & DCN		
Department:	00	Generic Rooms (Financial Close)		
Room:	J0232-01	Reception: 1 person		
Room Number:	2-L2-073		**Revision Date:**	18/09/2014

Walls:	Refer to HLM 330 series of drawings
Floor:	Refer to HLM 330 series of drawings
Ceiling:	Refer to HLM 332 series of drawings
Doorsets:	N/A, open to circulation.
Windows:	N/A
Internal Glazing:	N/A
Hatch:	N/A

Notes:

ADB	Schedule of Components by Room	J0232-01

Project: 11072 RHSC & DCN
Department: L2 DCN Inpatients - 43 Beds
Room: J0232-01 Reception (1 person)
Room Number: 2-L2-073
Revision Date: 09/09/2014

Quantity					Alt. Code	Grp
New	Trans	Total	Code	Description		
1		1	ALA001	PUSH BUTTON, security alarm		1
1		1	BIN2504	BIN; confidential waste		3
1		1	BIN900	BIN; Recycle waste		3
1		1	CAB056	CABINET; stationery; metal; 10 drawer with lock; 600H 280W 410D		3
1		1	CAS020	FIRST AID BOX		2
1		1	CHA002	CHAIR; height adjustable; medium back; swivel; 5 star base; on castors		3
1		1	CLO003	CLOCK synchronous with second sweep hand, wall mounted		1
1		1	COM033	COMPUTER KEYBOARD		3
1		1	COM038	COMPUTER PRINTER, laser, A4, 250H 380W 385D		3
1		1	COM1000	COMPUTER MONITOR; TFT; Sunray digital flat panel display; desk top		3
1		1	COU1000	COUNTER; staff/nurse base; as per detailed design.		1
1		1	OUT005	SOCKET outlet, switched, 13amp, single		1
3		3	OUT010	SOCKET outlet, switched, 13amp, twin		1
2		2	OUT131	SOCKET outlet double data/voice; wall/trunking mounted.		1
2		2	OUT2512	SOCKET outlet; video entry.		1
1		1	SWC025	SWITCH, light		1
1		1	TEL1000	TELEPHONE; handset.		3
1		1	TEL901	VIDEO - entry/security; wall mounted, receiving.		1
1		1	TRO905	TROLLEY; Mobile Induction Loop		3
1		1	TRU1000	TRUNKING; Power and Data trunking; length as drawn.		1

ADB	Room Data Sheet	B0305

Project:	11072	RHSC & DCN		
Department:	00	Generic Rooms (Financial Close)		
Room:	B0305	Single-bed room DCN		
Room Number:	2-L2-130		**Revision Date:**	18/09/2014

Activities:	1) Therapeutic and clinical attention from healthcare staff 2) Clinical handwashing 3) Patient records reviewed and recorded 4) Storage of clothing and personal belongings 5) Use of piped medical gases, vacuum and associated equipment 6) Rest and relaxation			
Personnel:	1 x patient 2 x staff 2 x visitors			
Planning Relationships:	En-suite sanitary facilities.			
Space Data:	**Area (m²):**		**Height (mm):**	2,700
	Refer to HLM-SZ-SL-SH-200-001 for room areas.			

Notes:

Refer to ME 571 series of drawings for access control (PCP 4.17)

Refer to HLM-SZ-00-PL-331-001 Anti-ligature Strategy for anti-ligature provision

ADB	Room Environmental Data	B0305

Project:	11072	RHSC & DCN		
Department:	00	Generic Rooms (Financial Close)		
Room:	B0305	Single-bed room DCN		
Room Number:	2-L2-130		**Revision Date:**	18/09/2014

AIR	Requirements	Notes
Winter Temperature (DegC):		Permissible space temperature range (dry bulb) (degC) : 18 - 25
Summer Temperature (DegC):		
Mechanical Ventilation (Supply ac/hr):	4.0	Ventilation Type: Natural & Central Supply Air
Mechanical Ventilation (Extract ac/hr):		Via ensuite
Pressure Relative to Adjoining Space:	Positive	
Filtration (%DSE and % Arrestance):	/	G4 - minimum
Humidity (%RH):		

General Notes: Heating Type: Radiant Panels with TRV Remote Head Adj. Cooling: Comfort Cooled Fresh Air

LIGHTING		
Service Illumination (Lux):	100	
Service Illumination Night (Lux):	5.0	
Local Illumination (Lux):	300.0	@ Bed/trolley 1450 AFFL
Colour Rendering Required:	Y	Colour rendering characteristics (Ra):80
Standby Lighting Grade:	A	Lighting of the level and quality equal or nearly equal to that provided by normal lighting

General Notes: Control: Switch/ Dimmer

NOISE		
Privacy Factor Required (dB):		
Mechanical Services (NR):	30	Intrusive Noise: SHTM 08-01 noise intrusion from external noise sources is not given in NR values but instead in LAeq,1hr and LAmax,f.
Intrusive Noise (NR Leq):		40:daytime / 35:nightime (LAeq,1hr) and 45:nightime (LAmax,f).
***Acceptable Sound Level [L10dB(A)]:**		
***Speech Privacy Required:**	Y	
***Quality Which Cannot Be Tolerated:**		
(* alternative format)		

General Notes: Refer to HLM 252 series of drawings for partition types and Acoustic Report (PCP 4.13)

SAFETY		
Hot Surface Max. Temp (DegC):	43	
Hot Water Max. Temp (DegC):	41	

General Notes: Maximum cold water discharge temperature (degC): 20

FIRE

Enclosure:

Automatic Detection:

Refer to HLM 572 series of drawings and Fire Strategy Report (PCP 4.12)

ADB	Room Design Character	B0305

Project:	11072	RHSC & DCN
Department:	00	Generic Rooms (Financial Close)
Room:	B0305	Single-bed room DCN
Room Number:	2-L2-130	**Revision Date:** 18/09/2014

Walls:	Refer to HLM 330 series of drawings
Floor:	Refer to HLM 330 series of drawings
Ceiling:	Refer to HLM 332 series of drawings
Doorsets:	Refer to HLM 322 series of drawings for location / type.
Windows:	Clear, solar control (East, South, West facing), privacy control
Internal Glazing:	Refer to HLM 322 series for door and screen types.
Hatch:	N/A

Notes:

ADB	Schedule of Components by Room	B0305

Project: 11072 RHSC & DCN
Department: L2 DCN Inpatients - 43 Beds
Room: B0305 Single Bedroom 3 (Adult)
Room Number: 2-L2-130
Revision Date: 18/09/2014

Quantity					Alt. Code	Grp
New	Trans	Total	Code	Description		
1		1	BAS101	BASIN, medium, hospital pattern, vitreous china, no tap holes, no overflow, intefral back outlet, 500W 400D		1
1		1	BED013	BED Kings Fund; variable height; two-way tilt; adjustable backrest; bedstripper; on castors		3
1		1	BED2502	BED HEAD BUFFER; bed and wall protection; vertical; wall mounted.		1
1		1	BOA022	BOARD; display/notice; magnetic; wall mounted; 900H 600W.		1
1		1	BRA004	BRACKET; holder; suction unit; trunking/rail mounted		2
1		1	BRA013	BRACKET; TV; height adjustable; wall mounted.		1
1		1	CAL043	PUSH BUTTON patient/staff call with socket for extension pear push; trunking mounted.		1
1		1	CAL047	PUSH BUTTON staff emergency call; reset and integral/adjacent indicator lamp; trunking mounted.		1
1		1	CHA007	CHAIR; easy; with open arms; high back; upholstered, wipeable		3
2		2	CHA017	CHAIR; upright; upholstered; stacking		3
1		1	CLO003	CLOCK synchronous with second sweep hand, wall mounted		1
1		1	COM905	IT Tablet		3
1		1	DIS013	DISPENSER, paper towel, wall mounted		2
1		1	DIS024	DISPENSER, soap, wall mounted		2
1		1	DIS2500	DISPENSER; danicentre; combined glove/apron.		2
1		1	DIS2503	DISPENSER; alcohol gel; disposable single cartridge; wall mounted.		2
2		2	HOL005	HOLDER; bin; medium; capacity 70 litres; freestanding.		3
1		1	HOO019	HOOK, single, small, wall mounted		1
1		1	LIG005	LUMINAIRE, bedhead, dimmable, patient reading and general nursing care/examination		1
1		1	LOC002	LOCKER, bedside, 3 compartment, towel rail at rear, on castors, 902H 485W 485D		3
1		1	MAT004	MATTRESS; Kings Fund bed; standard backrest; 1955L 865W 125D		3
1		1	MIR2500	MIRROR; wall mounted; 1600H 400W unbreakable.		1
1		1	MON900	MONITOR; Low end monitor, general Ward /OPD use		3
1		1	MST007	TROLLEY; lockable; closed; with worktop; approx 900H 660W 500D; 600mm facing		3
1		1	OUT005	SOCKET outlet, switched, 13amp, single		1
2		2	OUT010	SOCKET outlet, switched, 13amp, twin		1
4		4	OUT012	SOCKET outlet switched 13amp twin; trunking/pendant mounted.		1
2		2	OUT121	SOCKET outlet; computer data; double.		1
2		2	OUT131	SOCKET outlet double data/voice; wall/trunking mounted.		1
1		1	OUT206	SOCKET outlet television aerial; single; wall mounted.		1
1		1	OUT452	OUTLET; 4 kPa compressed air medical; trunking mounted.		1
2		2	OUT471	OUTLET; oxygen medical; trunking mounted.		1
1		1	OUT476	OUTLET; vacuum medical; trunking mounted.		1
1		1	RAC362	RACK; catheter; vertical; 2 compartments; 420H 160W 65D		2
1		1	RAI130	RAIL, clinical equipment, wall mounted, 600mm		1
1		1	SHE2503	SHELF; 300mm deep; folding; length as drawn.		1
1		1	STA142	STAND; infusion; twin hook; breaks; mobile		3

ADB	Schedule of Components by Room	B0305

Project: 11072 RHSC & DCN
Department: L2 DCN Inpatients - 43 Beds
Room: B0305 Single Bedroom 3 (Adult)
Room Number: 2-L2-130
Revision Date: 18/09/2014

Quantity					Alt. Code	Grp
New	Trans	Total	Code	Description		
1		1	STA2504	STAND; Roll stand for monitor		3
1		1	SWC031	SWITCH; light; dimmer to M&E design.		1
1		1	TAB073	TABLE, overbed, cantilevered		3
1		1	TAP894	TAP bib; hospital pattern; integral thermostatic mixer; HTM64		1
1		1	TRU1001	MEDICAL SERVICE TRUNKING; horizontal; length as drawn.		1
1		1	TVM2500	TV / monitor flat screen with DVD player		3
1		1	WAR900	WARDROBE; lockable; 2700H 750W 500D.		1
1		1	WAS100	WASTE, unslotted flush-grated, metal, 1.1/4 in		1
1		1	WAS1000	TRAP; concealed waste; for back outlet basins.		1

A47117341

ADB	Room Data Sheet	V1643

Project:	11072	RHSC & DCN		
Department:	00	Generic Rooms (Financial Close)		
Room:	V1643	En-suite: DCN		
Room Number:	2-L2-131		**Revision Date:**	18/09/2014

Activities:	1) Use of toilet (with assistance if required) 2) Use of wheelchair accessible hand-wash basin 3) Dressing / undressing in privacy 4) Hanging clothes and towels 5) Use of shower (with assistance if required) 6) Use of mobile hoist (if required) 7) Use of call systems			
Personnel:	1 x patient 1 x staff Intermittent use			
Planning Relationships:	En-suite to single-bed room.			
Space Data:	**Area (m²):**		**Height (mm):**	2,400
	Refer to HLM-SZ-SL-SH-200-001 for room areas.			

Notes:

Refer to ME 571 series of drawings for access control (PCP 4.17)

Refer to HLM-SZ-00-PL-331-001 Anti-ligature Strategy for anti-ligature provision

ADB	Room Environmental Data	V1643

Project:	11072	RHSC & DCN		
Department:	00	Generic Rooms (Financial Close)		
Room:	V1643	En-suite: DCN		
Room Number:	2-L2-131		**Revision Date:**	18/09/2014

AIR	**Requirements**	**Notes**
Winter Temperature (DegC):		Permissible space temperature range (dry bulb) (degC) : 20 - 28
Summer Temperature (DegC):		
Mechanical Ventilation (Supply ac/hr):		Ventilation Type: Central Dirty Extract
Mechanical Ventilation (Extract ac/hr):	10.0	
Pressure Relative to Adjoining Space:	Negative	
Filtration (%DSE and % Arrestance):	/	None
Humidity (%RH):		

General Notes: Heating: Adjacent Space Transfer Air. Cooling: None

LIGHTING		
Service Illumination (Lux):	200	@ Floor
Service Illumination Night (Lux):		Not applicable
Local Illumination (Lux):		None
Colour Rendering Required:	Y	Colour rendering characteristics (Ra):80
Standby Lighting Grade:	A	Lighting of the level and quality equal or nearly equal to that provided by normal lighting

General Notes: Control: Presence Detection

NOISE		
Privacy Factor Required (dB):		
Mechanical Services (NR):	40	Intrusive Noise: SHTM 08-01 noise intrusion from external noise sources is not given in NR values but instead in LAeq,1hr and LAmax,f.
Intrusive Noise (NR Leq):		45:daytime (LAeq,1hr)
***Acceptable Sound Level [L10dB(A)]:**		
***Speech Privacy Required:**	N	
***Quality Which Cannot Be Tolerated:**		
(* alternative format)		

General Notes: Refer to HLM 252 series of drawings for partition types and Acoustic Report (PCP 4.13)

SAFETY	
Hot Surface Max. Temp (DegC):	43
Hot Water Max. Temp (DegC):	41

General Notes: Maximum cold water discharge temperature (degC): 20

FIRE

Enclosure:

Automatic Detection:

Refer to HLM 572 series of drawings and Fire Strategy Report (PCP 4.12)

ADB	Room Design Character	V1643

Project:	11072	RHSC & DCN
Department:	00	Generic Rooms (Financial Close)
Room:	V1643	En-suite: DCN
Room Number:	2-L2-131	**Revision Date:** 18/09/2014

Walls:	Refer to HLM 330 series of drawings
Floor:	Refer to HLM 330 series of drawings
Ceiling:	Refer to HLM 332 series of drawings
Doorsets:	Refer to HLM 322 series of drawings for location / type.
Windows:	N/A
Internal Glazing:	Refer to HLM 322 series for door and screen types.
Hatch:	N/A

Notes:

ADB	Schedule of Components by Room	V1643

Project: 11072 RHSC & DCN
Department: L2 DCN Inpatients - 43 Beds
Room: V1643 Shower Room:en-suite Bedroom 3
Room Number: 2-L2-131 **Revision Date:** 09/09/2014

Quantity					Alt. Code	Grp
New	Trans	Total	Code	Description		
1		1	BAS106	BASIN; medium; general pattern; vitreous china; 1 tap right hand hole; no overflow; bottom outlet; 500W 400D. HTM64LBGM		1
1		1	BIN2501	BIN; sanitary disposal		3
1		1	CAL005	CEILING, PULL CORD, patient/staff call.		1
1		1	CHA095	CHAIR; shower; mobile		3
1		1	CIS005	CISTERN, concealed, low level, reversible, 7.5 litres, 300H 500W 150D		1
1		1	CLE924	Toilet Brush and Holder		3
1		1	DIS013	DISPENSER, paper towel, wall mounted		2
1		1	DIS024	DISPENSER, soap, wall mounted		2
1		1	HOL005	HOLDER; bin; medium; capacity 70 litres; freestanding.		3
1		1	HOO019	HOOK, single, small, wall mounted		1
1		1	LIG063	LUMINAIRE, single fluorescent lamp, wall, 8 watt, 300 mm		1
1		1	MIR023	MIRROR; unbreakable; wall mounted; 650H 300W		1
1		1	OUT025	SOCKET outlet, shaver		1
5		5	RAI048	RAIL, grab, vertical, wall mounted, 600mm		1
2		2	RAI161	RAIL, grab, horizontal, wall mounted, 600mm		1
1		1	RAI174	RAIL, grab, hinged, wall mounted, 650mm with toilet roll holder		1
2		2	RAI175	RAIL; grab; hinged; wall mounted; 750mm.		1
1		1	SHE100	SHELF; 200mm deep; length as drawn.		1
1		1	SHO002	SHOWER; slip resistant floor with drainage outlet; 900W 900D		1
1		1	SHO018	SHOWER, valve, thermostatic mixer (associated with SHO020)		1
1		1	SHO020	SHOWER, adjustable shower head hand spray (associated with SHO018)		1
1		1	STF200	STORAGE UNIT; mid; shelf; 150H 300W 150D		1
1		1	SWC025	SWITCH, light		1
1		1	TAP289	TAP, monobloc, pillar mixer, integral thermostatic, short lever		1
1		1	WAS101	WASTE, unslotted recessed grated, metal, 1.1/4 in, with plug and chain		1
1		1	WAS107	TRAP, bottle, 1.1/4 in, plastic resealing		1
1		1	WCH006	WC with seat, 700mm projection, wall hung, hospital pattern, rimless pan, vitreous china.		1

ADB	Room Data Sheet	Y0646-01

Project:	11072	RHSC & DCN		
Department:	00	Generic Rooms (Financial Close)		
Room:	Y0646-01	Disposal hold (General Waste)		
Room Number:	2-R1-022		**Revision Date:**	18/09/2014

Activities:	1) Holding domestic, clinical and recyclable waste for disposal or reprocessing			
Personnel:	1 x staff Intermittent use			
Planning Relationships:	Adjacent to main circulation route.			
Space Data:	**Area (m²):**		**Height (mm):**	2,700
	Refer to HLM-SZ-SL-SH-200-001 for room areas.			

Notes:

Refer to ME 571 series of drawings for access control (PCP 4.17)

Refer to HLM-SZ-00-PL-331-001 Anti-ligature Strategy for anti-ligature provision

ADB	Room Environmental Data	Y0646-01

Project:	11072	RHSC & DCN
Department:	00	Generic Rooms (Financial Close)
Room:	Y0646-01	Disposal hold (General Waste)
Room Number:	2-R1-022	**Revision Date:** 18/09/2014

AIR	Requirements	Notes
Winter Temperature (DegC):		Permissible space temperature range (dry bulb) (degC) : 18 - 28
Summer Temperature (DegC):		
Mechanical Ventilation (Supply ac/hr):		Ventilation Type: Central Dirty Extract
Mechanical Ventilation (Extract ac/hr):	10.0	
Pressure Relative to Adjoining Space:	Negative	
Filtration (%DSE and % Arrestance):	/	None
Humidity (%RH):		

General Notes: Heating: Adjacent Space Transfer Air. Cooling: None

LIGHTING		
Service Illumination (Lux):	100	@ Floor
Service Illumination Night (Lux):		Not Applicable
Local Illumination (Lux):		None
Colour Rendering Required:	Y	Colour rendering characteristics (Ra):80
Standby Lighting Grade:	A	Lighting of the level and quality equal or nearly equal to that provided by normal lighting

General Notes: Control: Presence Detection

NOISE		
Privacy Factor Required (dB):		
Mechanical Services (NR):	40	Intrusive Noise: SHTM 08-01 noise intrusion from external noise sources is not given in NR values but instead in LAeq,1hr and LAmax,f.
Intrusive Noise (NR Leq):		Not Applicable
***Acceptable Sound Level [L10dB(A)]:**		
***Speech Privacy Required:**	N	
***Quality Which Cannot Be Tolerated:**		
(* alternative format)		

General Notes: Refer to HLM 252 series of drawings for partition types and Acoustic Report (PCP 4.13)

SAFETY		
Hot Surface Max. Temp (DegC):	43	
Hot Water Max. Temp (DegC):		

General Notes:

FIRE

Enclosure:

Automatic Detection:

Refer to HLM 572 series of drawings and Fire Strategy Report (PCP 4.12)

ADB	Room Design Character	Y0646-01

Project:	11072	RHSC & DCN
Department:	00	Generic Rooms (Financial Close)
Room:	Y0646-01	Disposal hold (General Waste)
Room Number:	2-R1-022	**Revision Date:** 18/09/2014

Walls:	Refer to HLM 330 series of drawings
Floor:	Refer to HLM 330 series of drawings
Ceiling:	Refer to HLM 332 series of drawings
Doorsets:	Refer to HLM 322 series of drawings for location / type.
Windows:	N/A
Internal Glazing:	Refer to HLM 322 series for door and screen types.
Hatch:	N/A

Notes:

ADB	Schedule of Components by Room	Y0646-01

Project: 11072 RHSC & DCN
Department: R1 Clinical / Management Suite
Room: Y0646-01 Disposal Hold (small)
Room Number: 2-R1-022
Revision Date: 09/09/2014

Quantity					Alt. Code	Grp
New	Trans	Total	Code	Description		
1		1	BIN037	BIN wheelie, 770 litre, 1360H1360W 800D		3
1		1	OUT030	SOCKET, outlet switched, 13amp single, splash proof.		1
1		1	PLA002	PLATFORM; step-stand; stackable; portable; 130H 480W 330D		3
1		1	SWC025	SWITCH, light		1

A47117341

ADB	Room Data Sheet	X0145

Project:	11072	RHSC & DCN		
Department:	00	Generic Rooms (Financial Close)		
Room:	X0145	Treatment room: Inpatient		
Room Number:	3-C1.1-043		**Revision Date:**	18/09/2014

Activities:	1) Dressing / undressing in privacy 2) Clinical handwashing 3) Assessment / updating of electronic patient records (EPRs) 4) Preparation of trays / packs for clinical procedures 5) Storage of sterile supplies and consumables on a trolley 6) Preparation for clinical procedures 7) Invasive clinical procedures from side of couch 8) Use of mobile diagnostic and therapeutic equipment 9) Holding/storing working supply of clean and sterile materials for immediate use			
Personnel:	1 x patient 2 x staff			
Planning Relationships:	Close to a clean utility room. Close to a dirty utility room.			
Space Data:	**Area (m²):**		**Height (mm):**	2,700
	Refer to HLM-SZ-SL-SH-200-001 for room areas.			

Notes:

Refer to ME 571 series of drawings for access control (PCP 4.17)

Refer to HLM-SZ-00-PL-331-001 Anti-ligature Strategy for anti-ligature provision

ADB	Room Environmental Data	X0145

Project:	11072	RHSC & DCN		
Department:	00	Generic Rooms (Financial Close)		
Room:	X0145	Treatment room: Inpatient		
Room Number:	3-C1.1-043		**Revision Date:**	18/09/2014

AIR	Requirements	Notes
Winter Temperature (DegC):		Permissible space temperature range (dry bulb) (degC) : 18 - 28
Summer Temperature (DegC):		
Mechanical Ventilation (Supply ac/hr):	10.0	Ventilation Type: Central Supply Air
Mechanical Ventilation (Extract ac/hr):		
Pressure Relative to Adjoining Space:	Positive	
Filtration (%DSE and % Arrestance):	/	F7- minimum
Humidity (%RH):		

General Notes: Heating Type: Radiant Panels with TRV Remote Head Adj. Cooling: Comfort Cooled Fresh Air

LIGHTING		
Service Illumination (Lux):	500	
Service Illumination Night (Lux):		Not Applicable
Local Illumination (Lux):	1,000.0	@ Bed/trolley 1450 AFFL
Colour Rendering Required:	Y	Colour rendering characteristics (Ra):80
Standby Lighting Grade:	A	Lighting of the level and quality equal or nearly equal to that provided by normal lighting

General Notes: Control: Switch

NOISE		
Privacy Factor Required (dB):		
Mechanical Services (NR):	35	Intrusive Noise: SHTM 08-01 noise intrusion from external noise sources is not given in NR values but instead in LAeq,1hr and LAmax,f.
Intrusive Noise (NR Leq):		40:daytime (LAeq,1hr)
***Acceptable Sound Level [L10dB(A)]:**		
***Speech Privacy Required:**	Y	
***Quality Which Cannot Be Tolerated:**		
(* alternative format)		

General Notes: Refer to HLM 252 series of drawings for partition types and Acoustic Report (PCP 4.13)

SAFETY		
Hot Surface Max. Temp (DegC):	43	
Hot Water Max. Temp (DegC):	41	

General Notes: Maximum cold water discharge temperature (degC): 20

FIRE

Enclosure:

Automatic Detection:

Refer to HLM 572 series of drawings and Fire Strategy Report (PCP 4.12)

ADB	Room Design Character	X0145

Project:	11072	RHSC & DCN		
Department:	00	Generic Rooms (Financial Close)		
Room:	X0145	Treatment room: Inpatient		
Room Number:	3-C1.1-043		**Revision Date:**	18/09/2014

Walls:	Refer to HLM 330 series of drawings
Floor:	Refer to HLM 330 series of drawings
Ceiling:	Refer to HLM 332 series of drawings
Doorsets:	Refer to HLM 322 series of drawings for location / type.
Windows:	N/A or Clear, solar control (East, South, West facing), privacy control
Internal Glazing:	Refer to HLM 322 series for door and screen types.
Hatch:	N/A

Notes:

ADB	Schedule of Components by Room	X0145

Project: 11072 RHSC & DCN
Department: C1.1 Medical Inpatients - 23 Beds
Room: X0145 Treatment Room
Room Number: 3-C1.1-043 **Revision Date:** 09/09/2014

Quantity					Alt. Code	Grp
New	Trans	Total	Code	Description		
1		1	BAS101	BASIN, medium, hospital pattern, vitreous china, no tap holes, no overflow, intefral back outlet, 500W 400D		1
1		1	BED2502	BED HEAD BUFFER; bed and wall protection; vertical; wall mounted.		1
1		1	BIN2503	BIN; sharps disposal		3
1		1	BOA022	BOARD; display/notice; magnetic; wall mounted; 900H 600W.		1
1		1	BRA004	BRACKET; holder; suction unit; trunking/rail mounted		2
2		2	CHA017	CHAIR; upright; upholstered; stacking		3
1		1	CLO003	CLOCK synchronous with second sweep hand, wall mounted		1
1		1	COM033	COMPUTER KEYBOARD		3
1		1	COM1000	COMPUTER MONITOR; TFT; Sunray digital flat panel display; desk top		3
1		1	COU2506	COUCH; examination/treatment; (3 section); electric; variable height; retractable wheels; with paper roll holder.		3
1		1	DIS011	DISPENSER, barrier cream, disposable single cartridge, wall mounted		2
1		1	DIS013	DISPENSER, paper towel, wall mounted		2
1		1	DIS030	DISPENSER, soap, disposable single cartridge, lever action, wall mounted		2
1		1	DIS2500	DISPENSER; danicentre; combined glove/apron.		2
1		1	DIS2503	DISPENSER; alcohol gel; disposable single cartridge; wall mounted.		2
2		2	HOL005	HOLDER; bin; medium; capacity 70 litres; freestanding.		3
1		1	HOO024	HOOK; hat and coat; 1.		1
1		1	LIG963	LUMINAIRE; examination; ceiling; adjustable.		1
1		1	MSC045	CABINET tall; 600mm facing; 1 door hinged right; o/a height 2100.		1
1		1	MSC046	CABINET tall; 600mm facing; 1 door hinged LEFT; o/a height 2100.		1
1		1	MSC081	CABINET base; 600mm facing; (600x400 inserts); with formed plastic liners; 1 door hinged right; on plinth; o/a height 900.		1
1		1	MSC082	CABINET base; 600mm facing; (600x400 inserts); with formed plastic liners; 1 door hinged left; on plinth; o/a height 900.		1
1		1	MSC127	CABINET top; 600mm facing; (600x400 inserts); with formed plastic liners; 1 door hinged right; wall mounted.		1
1		1	MSC128	CABINET top; 600mm facing; (600x400 inserts); with formed plastic liners; 1 door hinged left; wall mounted.		1
1		1	OUT005	SOCKET outlet, switched, 13amp, single		1
4		4	OUT010	SOCKET outlet, switched, 13amp, twin		1
2		2	OUT131	SOCKET outlet double data/voice; wall/trunking mounted.		1
1		1	OUT215	SOCKET outlet, telephone		1
1		1	PRI015	PRINTER; label; portable		3
1		1	RAI132	RAIL, clinical equipment, wall mounted, 1200mm		1
1		1	SCA011	SCALE; baby		3
1		1	SCA2501	SCALE; free standing height column		3
1		1	SWC025	SWITCH, light		1
1		1	TAP894	TAP bib; hospital pattern; integral thermostatic mixer; HTM64		1

ADB	Schedule of Components by Room	X0145

Project: 11072 RHSC & DCN
Department: C1.1 Medical Inpatients - 23 Beds
Room: X0145 Treatment Room
Room Number: 3-C1.1-043 **Revision Date:** 09/09/2014

Quantity					Alt. Code	Grp
New	Trans	Total	Code	Description		
1		1	TEL2500	TELEPHONE; handset, wall mounted.		2
1		1	TRA1001	TRACK; curtain; door; length and shape as drawn.		1
1		1	TRO133	TROLLEY, dressing/instrument, stainless steel, buffered, 870H 750W 450D		3
1		1	TRU1000	TRUNKING; Power and Data trunking; length as drawn.		1
1		1	WAS100	WASTE, unslotted flush-grated, metal, 1.1/4 in		1
1		1	WAS1000	TRAP; concealed waste; for back outlet basins.		1
1		1	WKT1006H	WORKTOP; 920 high 800 deep 40mm thick; with 50mm upstand; length as drawn.		1

ADB	Room Data Sheet	T0152

Project:	11072	RHSC & DCN		
Department:	00	Generic Rooms (Financial Close)		
Room:	T0152	Staff Base		
Room Number:	G-A2-008		**Revision Date:**	18/09/2014

Activities:	1) Dealing with enquiries 2) Use of computer workstation(s) 3) Assessment / updating of electronic patient records (EPRs) 4) Supervision and observation of patients 5) Use of Telephone			
Personnel:	1 x staff 1 x visitor			
Planning Relationships:	Within a ward or clinical unit; adjacent to an individual clinical room, or patient bedrooms(s).			
Space Data:	**Area (m^2):**		**Height (mm):**	
	Refer to HLM-SZ-SL-SH-200-001 for room areas. Ceiling height: To suit surrounding area/design.			

Notes:

Refer to ME 571 series of drawings for access control (PCP 4.17)

Refer to HLM-SZ-00-PL-331-001 Anti-ligature Strategy for anti-ligature provision

ADB	Room Environmental Data	T0152

Project:	11072	RHSC & DCN		
Department:	00	Generic Rooms (Financial Close)		
Room:	T0152	Staff Base		
Room Number:	G-A2-008		**Revision Date:**	18/09/2014

AIR	Requirements	Notes
Winter Temperature (DegC):		Permissible space temperature range (dry bulb) (degC) : 18 - 28
Summer Temperature (DegC):		
Mechanical Ventilation (Supply ac/hr):	4.0	Ventilation Type: Central Supply Air
Mechanical Ventilation (Extract ac/hr):	3.0	
Pressure Relative to Adjoining Space:	Positive	
Filtration (%DSE and % Arrestance):	/	G4 - minimum
Humidity (%RH):		

General Notes: Heating Type: Radiant Panels with TRV Remote Head Adj. Cooling: Comfort Cooled Fresh Air

LIGHTING		
Service Illumination (Lux):	300	@ Desk 750 - 850 AFFL
Service Illumination Night (Lux):		Not Applicable
Local Illumination (Lux):		None
Colour Rendering Required:	Y	Colour rendering characteristics (Ra):80
Standby Lighting Grade:	A	Lighting of the level and quality equal or nearly equal to that provided by normal lighting

General Notes: Control: Switch

NOISE		
Privacy Factor Required (dB):		
Mechanical Services (NR):		Intrusive Noise: SHTM 08-01 noise intrusion from external noise sources is not given in NR values but instead in LAeq,1hr and LAmax,f.
Intrusive Noise (NR Leq):		40:daytime (LAeq,1hr)
***Acceptable Sound Level [L10dB(A)]:**		
***Speech Privacy Required:**	N	
***Quality Which Cannot Be Tolerated:**		
(* alternative format)		

General Notes: Refer to HLM 252 series of drawings for partition types and Acoustic Report (PCP 4.13)

SAFETY		
Hot Surface Max. Temp (DegC):	43	
Hot Water Max. Temp (DegC):		

General Notes:

FIRE

Enclosure:

Automatic Detection:

Refer to HLM 572 series of drawings and Fire Strategy Report (PCP 4.12)

ADB	Room Design Character	T0152

Project:	11072	RHSC & DCN		
Department:	00	Generic Rooms (Financial Close)		
Room:	T0152	Staff Base		
Room Number:	G-A2-008		**Revision Date:**	18/09/2014

Walls:	Refer to HLM 330 series of drawings
Floor:	Refer to HLM 330 series of drawings
Ceiling:	Refer to HLM 332 series of drawings
Doorsets:	Refer to HLM 322 series of drawings for location / type.
Windows:	N/A or clear, solar control.
Internal Glazing:	Refer to HLM 322 series for door and screen types.
Hatch:	N/A

Notes:

ADB	Schedule of Components by Room	T0152

Project: 11072 RHSC & DCN
Department: A2 Paediatric Acute Receiving Unit - 34 Beds
Room: T0152 Reception / Touchdown Base
Room Number: G-A2-008 **Revision Date:** 09/09/2014

Quantity					Alt. Code	Grp
New	Trans	Total	Code	Description		
1		1	BIN2504	BIN; confidential waste		3
3		3	BOA022	BOARD; display/notice; magnetic; wall mounted; 900H 600W.		1
1		1	CAS020	FIRST AID BOX		2
2		2	CHA063	CHAIR; height adjustable; with arms; high back; swivel; 5 star base; on castors		3
1		1	CLO003	CLOCK synchronous with second sweep hand, wall mounted		1
2		2	COM033	COMPUTER KEYBOARD		3
1		1	COM038	COMPUTER PRINTER, laser, A4, 250H 380W 385D		3
2		2	COM1000	COMPUTER MONITOR; TFT; Sunray digital flat panel display; desk top		3
1		1	COU1001	COUNTER; reception; DDA compliant; with below counter storage; as per detailed design.		1
2		2	DRA056	DRAWER UNIT, 2 drawer, lockable, on castors, 600H 410W 600D		3
1		1	OUT005	SOCKET outlet, switched, 13amp, single		1
4		4	OUT010	SOCKET outlet, switched, 13amp, twin		1
4		4	OUT131	SOCKET outlet double data/voice; wall/trunking mounted.		1
1		1	OUT2512	SOCKET outlet; video entry.		1
1		1	PAN063	PANEL; indicator.		1
1		1	TEL1000	TELEPHONE; handset.		3
1		1	TEL901	VIDEO - entry/security; wall mounted, receiving.		1
1		1	TRO905	TROLLEY; Mobile Induction Loop		3
1		1	TRU1000	TRUNKING; Power and Data trunking; length as drawn.		1

ADB	Room Data Sheet	G0180-01

Project:	11072	RHSC & DCN		
Department:	00	Generic Rooms (Financial Close)		
Room:	G0180-01	Resusitation trolley		
Room Number:	G-A2-016		**Revision Date:**	18/09/2014

Activities:	1) Parking, storage and charging of mobile equipment			
Personnel:	Intermittent use			
Planning Relationships:				
Space Data:	**Area (m^2):**		**Height (mm):**	
	Refer to HLM-SZ-SL-SH-200-001 for room areas. Ceiling height: To suit surrounding area/design.			

Notes:

Refer to ME 571 series of drawings for access control (PCP 4.17)

Refer to HLM-SZ-00-PL-331-001 Anti-ligature Strategy for anti-ligature provision

ADB	Room Environmental Data	G0180-01

Project:	11072	RHSC & DCN		
Department:	00	Generic Rooms (Financial Close)		
Room:	G0180-01	Resusitation trolley		
Room Number:	G-A2-016		**Revision Date:**	18/09/2014

AIR	Requirements	Notes
Winter Temperature (DegC):		Permissible space temperature range (dry bulb) (degC) : 18 - 28
Summer Temperature (DegC):		
Mechanical Ventilation (Supply ac/hr):		Ventilation Type: None
Mechanical Ventilation (Extract ac/hr):		
Pressure Relative to Adjoining Space:	N / A	
Filtration (%DSE and % Arrestance):	/	None
Humidity (%RH):		

General Notes: Heating Type: Adjacent Space air Transfer Cooling : None

LIGHTING		
Service Illumination (Lux):	500	@ Floor
Service Illumination Night (Lux):		Not Applicable
Local Illumination (Lux):		None
Colour Rendering Required:	N	Colour rendering characteristics (Ra):80
Standby Lighting Grade:	A	Lighting of the level and quality equal or nearly equal to that provided by normal lighting

General Notes: Control: Switch

NOISE		
Privacy Factor Required (dB):		
Mechanical Services (NR):	40	Intrusive Noise: SHTM 08-01 noise intrusion from external noise sources is not given in NR values but instead in LAeq,1hr and LAmax,f.
Intrusive Noise (NR Leq):		55:daytime (LAeq,1hr)
***Acceptable Sound Level [L10dB(A)]:**		
***Speech Privacy Required:**	N	
***Quality Which Cannot Be Tolerated:**		
(* alternative format)		

General Notes: Refer to HLM 252 series of drawings for partition types and Acoustic Report (PCP 4.13)

SAFETY		
Hot Surface Max. Temp (DegC):	43	
Hot Water Max. Temp (DegC):		

General Notes: Maximum cold water discharge temperature (degC): 20

FIRE

Enclosure:

Automatic Detection:

Refer to HLM 572 series of drawings and Fire Strategy Report (PCP 4.12)

ADB	Room Design Character	G0180-01

Project:	11072	RHSC & DCN		
Department:	00	Generic Rooms (Financial Close)		
Room:	G0180-01	Resusitation trolley		
Room Number:	G-A2-016		**Revision Date:**	18/09/2014

Walls:	Refer to HLM 330 series of drawings
Floor:	Refer to HLM 330 series of drawings
Ceiling:	Refer to HLM 332 series of drawings
Doorsets:	N/A. open to circulation
Windows:	N/A
Internal Glazing:	N/A
Hatch:	N/A

Notes:

ADB	Schedule of Components by Room	G0180-01

Project: 11072 RHSC & DCN
Department: A2 Paediatric Acute Receiving Unit - 34 Beds
Room: G0180-01 Resuscitation Trolley Bay
Room Number: G-A2-016
Revision Date: 09/09/2014

Quantity			Code	Description	Alt. Code	Grp
New	Trans	Total				
2		2	OUT010	SOCKET outlet, switched, 13amp, twin		1
1		1	RSU010	DEFIBRILLATOR; Manual		3
1		1	SUC004	SUCTION UNIT; electric; portable; 350H 320W 340D		3
1		1	TRO310	TROLLEY, emergency/resuscitation, complete with defibrillator, 955H 825W 575D		3

ADB	Room Data Sheet	Y0431

Project:	11072	RHSC & DCN		
Department:	00	Generic Rooms (Financial Close)		
Room:	Y0431	Dirty utility		
Room Number:	G-A2-022		**Revision Date:**	18/09/2014

Activities:	1) Clinical handwashing 2) Testing of urine specimens 3) Holding SHARPS in a container 4) Holding items requiring disposal or reprocessing 5) Disposal of liquid waste 6) Disposal of clinical waste 7) Disposal of waste and contaminated materials 8) Disposal of used protective clothing			
Personnel:	1 x staff Intermittent use			
Planning Relationships:	Close to clinical area, particularly treatment rooms.			
Space Data:	**Area (m²):**		**Height (mm):**	2,700
	Refer to HLM-SZ-SL-SH-200-001 for room areas.			

Notes:

Refer to ME 571 series of drawings for access control (PCP 4.17)

Refer to HLM-SZ-00-PL-331-001 Anti-ligature Strategy for anti-ligature provision

ADB	Room Environmental Data	Y0431

Project:	11072	RHSC & DCN
Department:	00	Generic Rooms (Financial Close)
Room:	Y0431	Dirty utility
Room Number:	G-A2-022	**Revision Date:** 18/09/2014

AIR	Requirements	Notes
Winter Temperature (DegC):		Permissible space temperature range (dry bulb) (degC) : 18 - 28
Summer Temperature (DegC):		
Mechanical Ventilation (Supply ac/hr):		Ventilation Type: Central Dirty Extract
Mechanical Ventilation (Extract ac/hr):	6.0	
Pressure Relative to Adjoining Space:	Negative	
Filtration (%DSE and % Arrestance):	/	None
Humidity (%RH):		None

General Notes: Heating: Adjacent Space Transfer Air. Cooling: None

LIGHTING		
Service Illumination (Lux):	200	@ Floor
Service Illumination Night (Lux):		Not Applicable
Local Illumination (Lux):		None
Colour Rendering Required:	Y	Colour rendering characteristics (Ra):80
Standby Lighting Grade:	A	Lighting of the level and quality equal or nearly equal to that provided by normal lighting

General Notes: Control: Presence Detection

NOISE		
Privacy Factor Required (dB):		
Mechanical Services (NR):	40	Intrusive Noise:
Intrusive Noise (NR Leq):		SHTM 08-01 noise intrusion from external noise sources is not given in NR values but instead in LAeq,1hr and LAmax,f.
		Not Applicable
***Acceptable Sound Level [L10dB(A)]:**		
***Speech Privacy Required:**	N	
***Quality Which Cannot Be Tolerated:**		
(* alternative format)		

General Notes: Refer to HLM 252 series of drawings for partition types and Acoustic Report (PCP 4.13)

SAFETY		
Hot Surface Max. Temp (DegC):	43	
Hot Water Max. Temp (DegC):	41	

General Notes: Maximum cold water discharge temperature (degC): 20

FIRE

Enclosure:

Automatic Detection:

Refer to HLM 572 series of drawings and Fire Strategy Report (PCP 4.12)

ADB	Room Design Character	Y0431

Project:	11072	RHSC & DCN
Department:	00	Generic Rooms (Financial Close)
Room:	Y0431	Dirty utility
Room Number:	G-A2-022	**Revision Date:** 18/09/2014

Walls:	Refer to HLM 330 series of drawings
Floor:	Refer to HLM 330 series of drawings
Ceiling:	Refer to HLM 332 series of drawings
Doorsets:	Refer to HLM 322 series of drawings for location / type.
Windows:	N/A
Internal Glazing:	Refer to HLM 322 series for door and screen types.
Hatch:	N/A

Notes:

ADB	Schedule of Components by Room	Y0431

Project: 11072 RHSC & DCN
Department: A2 Paediatric Acute Receiving Unit - 34 Beds
Room: Y0431 Dirty Utility
Room Number: G-A2-022
Revision Date: 09/09/2014

Quantity					Alt. Code	Grp
New	Trans	Total	Code	Description		
1		1	BAS101	BASIN, medium, hospital pattern, vitreous china, no tap holes, no overflow, intefral back outlet, 500W 400D		1
1		1	BOA2504	BOARD; marker; whiteboard; dry-wipe; with pen holder;magnetic; wall mounted; 600H 900W.		1
1		1	CAB047	CABINET; urine test, lockable, wall mounted.		1
1		1	CUP006	CUPBOARD, flammable material, metal, lockable, liquid retaining shelf, floor standing, 760H 460W 485D		3
1		1	CUP2517	CUPBOARD; base unit; 2 door; lockable; 1200mm.		1
1		1	CUP2525	CUPBOARD; wall unit; LH door; 600h; lockable; 600mm.		1
1		1	CUP2526	CUPBOARD; wall unit; RH door; 600h; lockable; 600mm.		1
1		1	DIS004	DISPENSER, disposable bedpans, wall mounted		2
1		1	DIS005	DISPENSER, disposable urine bottles, wall mounted		2
2		2	DIS013	DISPENSER, paper towel, wall mounted		2
1		1	DIS030	DISPENSER, soap, disposable single cartridge, lever action, wall mounted		2
1		1	DIS2500	DISPENSER; danicentre; combined glove/apron.		2
1		1	DIS2501	DISPENSER; disposable vomit bowls; wall mounted.		2
1		1	DSU001	DISPOSAL UNIT (macerator), disposable bedpan, bedpan liners/urine bottles, 525W 650D		1
2		2	HOL005	HOLDER; bin; medium; capacity 70 litres; freestanding.		3
1		1	MSC045	CABINET tall; 600mm facing; 1 door hinged right; o/a height 2100.		1
1		1	MSC046	CABINET tall; 600mm facing; 1 door hinged LEFT; o/a height 2100.		1
1		1	OUT005	SOCKET outlet, switched, 13amp, single		1
2		2	OUT010	SOCKET outlet, switched, 13amp, twin		1
1		1	OUT075	OUTLET isolator 20amp; TP&N; wall mounted.		1
1		1	OUT301	OUTLET, cold water for equipment		1
1		1	SNS1003L	SINKTOP; inset; single bowl and drainer; stainless steel; left hand drainer.		1
1		1	SWC025	SWITCH, light		1
1		1	TAP809	TAP, bib, lever, hospital pattern, pair hot and cold, 1/2 in.		1
1		1	TAP894	TAP bib; hospital pattern; integral thermostatic mixer; HTM64		1
2		2	TRO235	TROLLEY, contaminated linen, single ring, stainless steel		3
1		1	WAS100	WASTE, unslotted flush-grated, metal, 1.1/4 in		1
1		1	WAS1000	TRAP; concealed waste; for back outlet basins.		1
1		1	WAS102	WASTE, unslotted flush-grated, metal, 1.1/2 in		1
1		1	WAS108	TRAP, bottle, 1.1/2 in, plastic resealing		1
1		1	WKT1003H	WORKTOP; 920 high 600 deep 40mm thick; with 50mm upstand; length as drawn.		1

ADB	Room Data Sheet	V1010

Project:	11072	RHSC & DCN		
Department:	00	Generic Rooms (Financial Close)		
Room:	V1010	WC: ambulant		
Room Number:	G-A2-024		**Revision Date:**	18/09/2014

Activities:	1) Use of toilet by ambulant person. 2) Hand-rinsing 3) Use of call systems			
Personnel:	1 x patient Intermittent use			
Planning Relationships:				
Space Data:	**Area (m²):**		**Height (mm):**	2,400
	Refer to HLM-SZ-SL-SH-200-001 for room areas.			

Notes:

Refer to ME 571 series of drawings for access control (PCP 4.17)

Refer to HLM-SZ-00-PL-331-001 Anti-ligature Strategy for anti-ligature provision

ADB	Room Environmental Data	V1010

Project:	11072	RHSC & DCN
Department:	00	Generic Rooms (Financial Close)
Room:	V1010	WC: ambulant
Room Number:	G-A2-024	**Revision Date:** 18/09/2014

AIR	Requirements	Notes
Winter Temperature (DegC):		Permissible space temperature range (dry bulb) (degC) : 18 - 28
Summer Temperature (DegC):		
Mechanical Ventilation (Supply ac/hr):		Ventilation Type: Central Dirty Extract
Mechanical Ventilation (Extract ac/hr):	10.0	
Pressure Relative to Adjoining Space:	Negative	
Filtration (%DSE and % Arrestance):	/	None
Humidity (%RH):		

General Notes: Heating: Adjacent Space Transfer Air. Cooling: None

LIGHTING		
Service Illumination (Lux):	200	@ Floor
Service Illumination Night (Lux):		Not Applicable
Local Illumination (Lux):		None
Colour Rendering Required:	Y	Colour rendering characteristics (Ra):80
Standby Lighting Grade:	A	Lighting of the level and quality equal or nearly equal to that provided by normal lighting

General Notes: Control: Presence Detection

NOISE		
Privacy Factor Required (dB):		
Mechanical Services (NR):	45	Intrusive Noise: SHTM 08-01 noise intrusion from external noise sources is not given in NR values but instead in LAeq,1hr and LAmax,f.
Intrusive Noise (NR Leq):		55:daytime (LAeq,1hr)
***Acceptable Sound Level [L10dB(A)]:**		
***Speech Privacy Required:**	N	
***Quality Which Cannot Be Tolerated:**		
(* alternative format)		

General Notes: Refer to HLM 252 series of drawings for partition types and Acoustic Report (PCP 4.13)

SAFETY		
Hot Surface Max. Temp (DegC):	43	
Hot Water Max. Temp (DegC):	41	

General Notes: Maximum cold water discharge temperature (degC): 20

FIRE

Enclosure:

Automatic Detection:

Refer to HLM 572 series of drawings and Fire Strategy Report (PCP 4.12)

ADB	Room Design Character	V1010

Project:	11072	RHSC & DCN
Department:	00	Generic Rooms (Financial Close)
Room:	V1010	WC: ambulant
Room Number:	G-A2-024	**Revision Date:** 18/09/2014

Walls:	Refer to HLM 330 series of drawings
Floor:	Refer to HLM 330 series of drawings
Ceiling:	Refer to HLM 332 series of drawings
Doorsets:	Refer to HLM 322 series of drawings for location / type.
Windows:	N/A
Internal Glazing:	N/A
Hatch:	N/A

Notes:

ADB	Schedule of Components by Room	V1010

Project: 11072 RHSC & DCN
Department: A2 Paediatric Acute Receiving Unit - 34 Beds
Room: V1010 WC - Ambulant (Visitors)
Room Number: G-A2-024 **Revision Date:** 09/09/2014

Quantity					Alt. Code	Grp
New	Trans	Total	Code	Description		
1		1	BAS105	BASIN; small; general pattern; vitreous china; 1 tap hole centred on basin; no overflow; bottom outlet; 400W 300D; HTM64LBGS		1
1		1	BIN2501	BIN; sanitary disposal		3
1		1	CAL005	CEILING, PULL CORD, patient/staff call.		1
1		1	CIS005	CISTERN, concealed, low level, reversible, 7.5 litres, 300H 500W 150D		1
1		1	CLE924	Toilet Brush and Holder		3
1		1	DIS013	DISPENSER, paper towel, wall mounted		2
1		1	DIS015	DISPENSER, toilet paper, dispense individual sheets, wall mounted		2
1		1	DIS024	DISPENSER, soap, wall mounted		2
1		1	HOL005	HOLDER; bin; medium; capacity 70 litres; freestanding.		3
2		2	HOO019	HOOK, single, small, wall mounted		1
1		1	MIR024	MIRROR; unbreakable; wall mounted; 800H 300W.		1
1		1	SEA001	2in1 toilet seat, plastic, double lid with large and small aperture suitable respectively for adults/ adolescents and small children.		1
1		1	SWC025	SWITCH, light		1
1		1	TAP289	TAP, monobloc, pillar mixer, integral thermostatic, short lever		1
1		1	WAS100	WASTE, unslotted flush-grated, metal, 1.1/4 in		1
1		1	WAS1000	TRAP; concealed waste; for back outlet basins.		1
1		1	WCH002	WC with seat, 520-550 projection, wall hung, hospital pattern, rimless pan, vitreous china, HTM64WCH		1

ADB	Room Data Sheet	G0180-03

Project:	11072	RHSC & DCN		
Department:	00	Generic Rooms (Financial Close)		
Room:	G0180-03	Hoist Bay		
Room Number:	G-A2-027		**Revision Date:**	18/09/2014

Activities:	1) Parking, storage and charging of mobile equipment			
Personnel:	Intermittent use			
Planning Relationships:				
Space Data:	**Area (m^2):**		**Height (mm):**	
	Refer to HLM-SZ-SL-SH-200-001 for room areas. Ceiling height: To suit surrounding area/design.			

Notes:

Refer to ME 571 series of drawings for access control (PCP 4.17)

Refer to HLM-SZ-00-PL-331-001 Anti-ligature Strategy for anti-ligature provision

ADB	Room Environmental Data	G0180-03

Project:	11072	RHSC & DCN		
Department:	00	Generic Rooms (Financial Close)		
Room:	G0180-03	Hoist Bay		
Room Number:	G-A2-027		**Revision Date:**	18/09/2014

AIR	Requirements	Notes
Winter Temperature (DegC):		Permissible space temperature range (dry bulb) (degC) : 16 - 28
Summer Temperature (DegC):		
Mechanical Ventilation (Supply ac/hr):		Ventilation Type: Central General Extract
Mechanical Ventilation (Extract ac/hr):	3.0	
Pressure Relative to Adjoining Space:	Negative	
Filtration (%DSE and % Arrestance):	/	None
Humidity (%RH):		

General Notes: Heating Type: Adjacent Space Transfer Air. Cooling: None

LIGHTING		
Service Illumination (Lux):	200	@ Floor
Service Illumination Night (Lux):		Not Applicable
Local Illumination (Lux):		None
Colour Rendering Required:	Y	Colour rendering characteristics (Ra):80
Standby Lighting Grade:	A	Lighting of the level and quality equal or nearly equal to that provided by normal lighting

General Notes: Control: Presence Detection

NOISE		
Privacy Factor Required (dB):		
Mechanical Services (NR):	40	Intrusive Noise: SHTM 08-01 noise intrusion from external noise sources is not given in NR values but instead in LAeq,1hr and LAmax,f.
Intrusive Noise (NR Leq):		55:daytime (LAeq,1hr)
***Acceptable Sound Level [L10dB(A)]:**		
***Speech Privacy Required:**	N	
***Quality Which Cannot Be Tolerated:**		
(* alternative format)		

General Notes: Refer to HLM 252 series of drawings for partition types and Acoustic Report (PCP 4.13)

SAFETY		
Hot Surface Max. Temp (DegC):	43	
Hot Water Max. Temp (DegC):		

General Notes:

FIRE

Enclosure:

Automatic Detection:

Refer to HLM 572 series of drawings and Fire Strategy Report (PCP 4.12)

ADB	Room Design Character	G0180-03

Project:	11072	RHSC & DCN
Department:	00	Generic Rooms (Financial Close)
Room:	G0180-03	Hoist Bay
Room Number:	G-A2-027	**Revision Date:** 18/09/2014

Walls:	Refer to HLM 330 series of drawings
Floor:	Refer to HLM 330 series of drawings
Ceiling:	Refer to HLM 332 series of drawings
Doorsets:	N/A, open to circulation
Windows:	N/A
Internal Glazing:	N/A
Hatch:	N/A

Notes:

ADB	Schedule of Components by Room	G0180-03

Project: 11072 RHSC & DCN
Department: A2 Paediatric Acute Receiving Unit - 34 Beds
Room: G0180-03 Hoist Bay
Room Number: G-A2-027 **Revision Date:** 09/09/2014

Quantity					Alt. Code	Grp
New	Trans	Total	Code	Description		
1		1	HOI003	HOIST PATIENT; chair type mobile		3
1		1	MSC123	CABINET top; 400mm facing; (400x300 inserts); with formed plastic liners; 1 door hinged left; wall mounted.		1
1		1	OUT010	SOCKET outlet, switched, 13amp, twin		1

ADB	Room Data Sheet	T0151

Project:	11072	RHSC & DCN		
Department:	00	Generic Rooms (Financial Close)		
Room:	T0151	Touchdown Base		
Room Number:	G-A2-049		**Revision Date:**	18/09/2014

Activities:	1) Assessment / updating of electronic patient records (EPRs) 2) Use of computer workstation(s) 3) Supervision and observation of patients 4) Use of Telephone			
Personnel:	3 x staff Intermittent use			
Planning Relationships:	Within a ward or clinical unit; adjacent to an individual clinical room, or patient bedroom(s).			
Space Data:	**Area (m²):**		**Height (mm):**	
	Refer to HLM-SZ-SL-SH-200-001 for room areas. Ceiling height: To suit surrounding area/design.			

Notes:

Refer to ME 571 series of drawings for access control (PCP 4.17)

Refer to HLM-SZ-00-PL-331-001 Anti-ligature Strategy for anti-ligature provision

ADB	Room Environmental Data	T0151

Project:	11072	RHSC & DCN		
Department:	00	Generic Rooms (Financial Close)		
Room:	T0151	Touchdown Base		
Room Number:	G-A2-049		**Revision Date:**	18/09/2014

AIR	Requirements	Notes
Winter Temperature (DegC):		Permissible space temperature range (dry bulb) (degC) : 18 - 28
Summer Temperature (DegC):		
Mechanical Ventilation (Supply ac/hr):	4.0	Ventilation Typre: Central Supply and Extract
Mechanical Ventilation (Extract ac/hr):	3.0	
Pressure Relative to Adjoining Space:	Positive	
Filtration (%DSE and % Arrestance):	/	G4 - minimum
Humidity (%RH):		

General Notes: Heating Type: Radiant Panels with TRV Remote Head Adj. Cooling: None

LIGHTING		
Service Illumination (Lux):	300	@ Desk 750 - 850 AFFL
Service Illumination Night (Lux):		Not Applicable
Local Illumination (Lux):		None
Colour Rendering Required:	Y	Colour rendering characteristics (Ra):80
Standby Lighting Grade:	A	Lighting of the level and quality equal or nearly equal to that provided by normal lighting

General Notes: Control: Switch

NOISE		
Privacy Factor Required (dB):		
Mechanical Services (NR):		Intrusive Noise: SHTM 08-01 noise intrusion from external noise sources is not given in NR values but instead in LAeq,1hr and LAmax,f.
Intrusive Noise (NR Leq):		40:daytime (LAeq,1hr)
***Acceptable Sound Level [L10dB(A)]:**		
***Speech Privacy Required:**	N	
***Quality Which Cannot Be Tolerated:**		
(* alternative format)		

General Notes: Refer to HLM 252 series of drawings for partition types and Acoustic Report (PCP 4.13)

SAFETY		
Hot Surface Max. Temp (DegC):	43	
Hot Water Max. Temp (DegC):		

General Notes:

FIRE

Enclosure:

Automatic Detection:

Refer to HLM 572 series of drawings and Fire Strategy Report (PCP 4.12)

ADB	Room Design Character	T0151

Project:	11072	RHSC & DCN
Department:	00	Generic Rooms (Financial Close)
Room:	T0151	Touchdown Base
Room Number:	G-A2-049	**Revision Date:** 18/09/2014

Walls:	Refer to HLM 330 series of drawings
Floor:	Refer to HLM 330 series of drawings
Ceiling:	Refer to HLM 332 series of drawings
Doorsets:	Refer to HLM 322 series of drawings for location / type.
Windows:	N/A
Internal Glazing:	Refer to HLM 322 series for door and screen types.
Hatch:	N/A

Notes:

ADB	Schedule of Components by Room	T0151

Project: 11072 RHSC & DCN
Department: A2 Paediatric Acute Receiving Unit - 34 Beds
Room: T0151 Touchdown Base 2
Room Number: G-A2-049
Revision Date: 09/09/2014

Quantity					Alt. Code	Grp
New	Trans	Total	Code	Description		
1		1	BOA2504	BOARD; marker; whiteboard; dry-wipe; with pen holder;magnetic; wall mounted; 600H 900W.		1
1		1	COM033	COMPUTER KEYBOARD		3
1		1	COM035	COMPUTER PRINTER; line; small		3
1		1	COM1000	COMPUTER MONITOR; TFT; Sunray digital flat panel display; desk top		3
1		1	COM901	DOCKING STATION; tablet		2
1		1	LIG003	LUMINAIRE, reading, adjustable arm, 100 watt		1
2		2	OUT010	SOCKET outlet, switched, 13amp, twin		1
1		1	OUT059	CONNECTION UNIT switched 13amp, indicator light		1
2		2	OUT131	SOCKET outlet double data/voice; wall/trunking mounted.		1
1		1	OUT2512	SOCKET outlet; video entry.		1
1		1	PAN063	PANEL; indicator.		1
1		1	PRI015	PRINTER; label; portable		3
1		1	STF151	STORAGE UNIT; lower; 2 drawer; on castors; 600H 500W 450D		3
1		1	TEL2500	TELEPHONE; handset, wall mounted.		2
1		1	TEL901	VIDEO - entry/security; wall mounted, receiving.		1
1		1	TRU1000	TRUNKING; Power and Data trunking; length as drawn.		1
1		1	WKT1006H	WORKTOP; 920 high 800 deep 40mm thick; with 50mm upstand; length as drawn.		1

ADB	Room Data Sheet	V1643-01

Project:	11072	RHSC & DCN
Department:	00	Generic Rooms (Financial Close)
Room:	V1643-01	En-suite: RHSC Also used with isolation ensuites
Room Number:	G-A2-051	**Revision Date:** 18/09/2014

Activities:	1) Use of shower (with assistance if required) 2) Use of toilet (with assistance if required) 3) Dressing / undressing in privacy 4) Hanging clothes and towels 5) Use of mobile hoist (if required) 6) Use of call systems 7) Use of wheelchair accessible hand-wash basin			
Personnel:	1 x patient 1 x staff Intermittent use			
Planning Relationships:	En-suite to single-bed room.			
Space Data:	**Area (m²):**		**Height (mm):**	2,400
	Refer to HLM-SZ-SL-SH-200-001 for room areas.			

Notes:

Refer to ME 571 series of drawings for access control (PCP 4.17)

Refer to HLM-SZ-00-PL-331-001 Anti-ligature Strategy for anti-ligature provision

ADB	Room Environmental Data	V1643-01

Project:	11072	RHSC & DCN
Department:	00	Generic Rooms (Financial Close)
Room:	V1643-01	En-suite: RHSC Also used with isolation ensuites
Room Number:	G-A2-051	**Revision Date:** 18/09/2014

AIR	Requirements	Notes
Winter Temperature (DegC):		Permissible space temperature range (dry bulb) (degC) : 20 - 28
Summer Temperature (DegC):		
Mechanical Ventilation (Supply ac/hr):		Ventilation Type: Central Dirty Extract
Mechanical Ventilation (Extract ac/hr):	10.0	
Pressure Relative to Adjoining Space:	Negative	
Filtration (%DSE and % Arrestance):	/	None
Humidity (%RH):		

General Notes: Heating: Adjacent Space Transfer Air. Cooling: None

LIGHTING		
Service Illumination (Lux):	200	@ Floor
Service Illumination Night (Lux):		Not applicable
Local Illumination (Lux):		None
Colour Rendering Required:	Y	Colour rendering characteristics (Ra):80
Standby Lighting Grade:	A	Lighting of the level and quality equal or nearly equal to that provided by normal lighting

General Notes: Control: Presence Detection

NOISE		
Privacy Factor Required (dB):		
Mechanical Services (NR):	40	Intrusive Noise: SHTM 08-01 noise intrusion from external noise sources is not given in NR values but instead in LAeq,1hr and LAmax,f.
Intrusive Noise (NR Leq):		45:daytime (LAeq,1hr)
***Acceptable Sound Level [L10dB(A)]:**		
***Speech Privacy Required:**	N	
***Quality Which Cannot Be Tolerated:**		
(* alternative format)		

General Notes: Refer to HLM 252 series of drawings for partition types and Acoustic Report (PCP 4.13)

SAFETY		
Hot Surface Max. Temp (DegC):	43	
Hot Water Max. Temp (DegC):	41	

General Notes: Maximum cold water discharge temperature (degC): 20

FIRE

Enclosure:

Automatic Detection:

Refer to HLM 572 series of drawings and Fire Strategy Report (PCP 4.12)

ADB	Room Design Character	V1643-01

Project:	11072	RHSC & DCN
Department:	00	Generic Rooms (Financial Close)
Room:	V1643-01	En-suite: RHSC Also used with isolation ensuites
Room Number:	G-A2-051	**Revision Date:** 18/09/2014

Walls:	Refer to HLM 330 series of drawings
Floor:	Refer to HLM 330 series of drawings
Ceiling:	Refer to HLM 332 series of drawings
Doorsets:	Refer to HLM 322 series of drawings for location / type.
Windows:	N/A
Internal Glazing:	N/A
Hatch:	N/A

Notes:

ADB	Schedule of Components by Room	V1643-01

Project: 11072 RHSC & DCN
Department: A2 Paediatric Acute Receiving Unit - 34 Beds
Room: V1643-01 En-suite wheelchair-accessible WC, Shower & wash Bedroom 8
Room Number: G-A2-051 **Revision Date:** 09/09/2014

Quantity					Alt. Code	Grp
New	Trans	Total	Code	Description		
1		1	BAS106	BASIN; medium; general pattern; vitreous china; 1 tap right hand hole; no overflow; bottom outlet; 500W 400D. HTM64LBGM		1
1		1	BIN2501	BIN; sanitary disposal		3
1		1	CAL005	CEILING, PULL CORD, patient/staff call.		1
1		1	CHA095	CHAIR; shower; mobile		3
1		1	CIS005	CISTERN, concealed, low level, reversible, 7.5 litres, 300H 500W 150D		1
1		1	CLE924	Toilet Brush and Holder		3
1		1	DIS013	DISPENSER, paper towel, wall mounted		2
1		1	DIS024	DISPENSER, soap, wall mounted		2
1		1	HOL005	HOLDER; bin; medium; capacity 70 litres; freestanding.		3
1		1	HOO019	HOOK, single, small, wall mounted		1
1		1	LIG063	LUMINAIRE, single fluorescent lamp, wall, 8 watt, 300 mm		1
1		1	MIR023	MIRROR; unbreakable; wall mounted; 650H 300W		1
1		1	OUT025	SOCKET outlet, shaver		1
5		5	RAI048	RAIL, grab, vertical, wall mounted, 600mm		1
2		2	RAI161	RAIL, grab, horizontal, wall mounted, 600mm		1
1		1	RAI174	RAIL, grab, hinged, wall mounted, 650mm with toilet roll holder		1
2		2	RAI175	RAIL; grab; hinged; wall mounted; 750mm.		1
1		1	SEA001	2in1 toilet seat, plastic, double lid with large and small aperture suitable respectively for adults/ adolescents and small children.		1
1		1	SHE100	SHELF; 200mm deep; length as drawn.		1
1		1	SHO002	SHOWER; slip resistant floor with drainage outlet; 900W 900D		1
1		1	SHO018	SHOWER, valve, thermostatic mixer (associated with SHO020)		1
1		1	SHO020	SHOWER, adjustable shower head hand spray (associated with SHO018)		1
1		1	STF200	STORAGE UNIT; mid; shelf; 150H 300W 150D		1
1		1	SWC025	SWITCH, light		1
1		1	TAP289	TAP, monobloc, pillar mixer, integral thermostatic, short lever		1
1		1	WAS101	WASTE, unslotted recessed grated, metal, 1.1/4 in, with plug and chain		1
1		1	WAS107	TRAP, bottle, 1.1/4 in, plastic resealing		1
1		1	WCH006	WC with seat, 700mm projection, wall hung, hospital pattern, rimless pan, vitreous china.		1

ADB	Room Data Sheet	B0305-01

Project:	11072	RHSC & DCN		
Department:	00	Generic Rooms (Financial Close)		
Room:	B0305-01	Single-bed room RHSC		
Room Number:	G-A2-052		**Revision Date:**	18/09/2014

Activities:	1) Clinical handwashing 2) Therapeutic and clinical attention from healthcare staff 3) Use of piped medical gases, vacuum and associated equipment 4) Storage of clothing and personal belongings 5) Patient records reviewed and recorded 6) Use of mobile hoist (if required) 7) Rest and relaxation 8) Provision for parent to stay overnight			
Personnel:	1 x patient 2 x staff 2 x visitors			
Planning Relationships:	En-suite sanitary facilities.			
Space Data:	**Area (m²):**		**Height (mm):**	2,700
	Refer to HLM-SZ-SL-SH-200-001 for room areas.			

Notes:

Refer to ME 571 series of drawings for access control (PCP 4.17)

Refer to HLM-SZ-00-PL-331-001 Anti-ligature Strategy for anti-ligature provision

ADB	Room Environmental Data	B0305-01

Project:	11072	RHSC & DCN		
Department:	00	Generic Rooms (Financial Close)		
Room:	B0305-01	Single-bed room RHSC		
Room Number:	G-A2-052		**Revision Date:**	18/09/2014

AIR	Requirements	Notes
Winter Temperature (DegC):		Permissible space temperature range (dry bulb) (degC) : 18 - 25
Summer Temperature (DegC):		
Mechanical Ventilation (Supply ac/hr):	4.0	Ventilation Type: Natural & Central Supply Air
Mechanical Ventilation (Extract ac/hr):		via ensuite
Pressure Relative to Adjoining Space:	Positive	
Filtration (%DSE and % Arrestance):	/	G4 - minimum
Humidity (%RH):		

General Notes: Heating type: Adjacent space transfer air with BMS Adjustable Sensor. Cooling: Comfort Cooled Fresh Air

LIGHTING		
Service Illumination (Lux):	100	
Service Illumination Night (Lux):	5.0	
Local Illumination (Lux):	300.0	@ Bed/trolley 1450 AFFL
Colour Rendering Required:	Y	Colour rendering characteristics (Ra):80
Standby Lighting Grade:	A	Lighting of the level and quality equal or nearly equal to that provided by normal lighting

General Notes: Control: Switch/ Dimmer

NOISE		
Privacy Factor Required (dB):		
Mechanical Services (NR):	30	Intrusive Noise: SHTM 08-01 noise intrusion from external noise sources is not given in NR values but instead in LAeq,1hr and LAmax,f.
Intrusive Noise (NR Leq):		40:daytime / 35:nightime (LAeq,1hr) and 45:nightime (LAmax,f).
***Acceptable Sound Level [L10dB(A)]:**		
***Speech Privacy Required:**	Y	
***Quality Which Cannot Be Tolerated:**		
(* alternative format)		

General Notes: Refer to HLM 252 series of drawings for partition types and Acoustic Report (PCP 4.13)

SAFETY	
Hot Surface Max. Temp (DegC):	43
Hot Water Max. Temp (DegC):	41

General Notes: Maximum cold water discharge temperature (degC): 20

FIRE

Enclosure:

Automatic Detection:

Refer to HLM 572 series of drawings and Fire Strategy Report (PCP 4.12)

ADB	Room Design Character	B0305-01

Project:	11072	RHSC & DCN		
Department:	00	Generic Rooms (Financial Close)		
Room:	B0305-01	Single-bed room RHSC		
Room Number:	G-A2-052		**Revision Date:**	18/09/2014

Walls:	Refer to HLM 330 series of drawings
Floor:	Refer to HLM 330 series of drawings
Ceiling:	Refer to HLM 332 series of drawings
Doorsets:	Refer to HLM 322 series of drawings for location / type.
Windows:	Clear, solar control (East, South, West facing), privacy control
Internal Glazing:	Refer to HLM 322 series for door and screen types.
Hatch:	N/A

Notes:

ADB	Schedule of Components by Room	B0305-01

Project: 11072 RHSC & DCN
Department: A2 Paediatric Acute Receiving Unit - 34 Beds
Room: B0305-01 Single Bedroom 7 (RHSC)
Room Number: G-A2-052 **Revision Date:** 09/09/2014

Quantity					Alt. Code	Grp
New	Trans	Total	Code	Description		
1		1	BAS101	BASIN, medium, hospital pattern, vitreous china, no tap holes, no overflow, intefral back outlet, 500W 400D		1
1		1	BED013	BED Kings Fund; variable height; two-way tilt; adjustable backrest; bedstripper; on castors		3
1		1	BED2502	BED HEAD BUFFER; bed and wall protection; vertical; wall mounted.		1
1		1	BED2508	BED; ward; fold down; 760 mm width mattress; vertical with services.		1
1		1	BOA022	BOARD; display/notice; magnetic; wall mounted; 900H 600W.		1
1		1	BRA004	BRACKET; holder; suction unit; trunking/rail mounted		2
1		1	BRA2502	BRACKET; TV; height adjustable; swivel; wall mounted.		1
1		1	CAL043	PUSH BUTTON patient/staff call with socket for extension pear push; trunking mounted.		1
1		1	CAL047	PUSH BUTTON staff emergency call; reset and integral/adjacent indicator lamp; trunking mounted.		1
1		1	CHA007	CHAIR; easy; with open arms; high back; upholstered, wipeable		3
2		2	CHA017	CHAIR; upright; upholstered; stacking		3
1		1	CLO003	CLOCK synchronous with second sweep hand, wall mounted		1
1		1	CUP2600	CUPBOARD, wall mounted, 600H 1800W 500D.		1
1		1	DIS013	DISPENSER, paper towel, wall mounted		2
1		1	DIS024	DISPENSER, soap, wall mounted		2
1		1	DIS2500	DISPENSER; danicentre; combined glove/apron.		2
1		1	DIS2503	DISPENSER; alcohol gel; disposable single cartridge; wall mounted.		2
2		2	HOL005	HOLDER; bin; medium; capacity 70 litres; freestanding.		3
2		2	HOO019	HOOK, single, small, wall mounted		1
1		1	LIG005	LUMINAIRE, bedhead, dimmable, patient reading and general nursing care/examination		1
1		1	LOC002	LOCKER, bedside, 3 compartment, towel rail at rear, on castors, 902H 485W 485D		3
1		1	MAT004	MATTRESS; Kings Fund bed; standard backrest; 1955L 865W 125D		3
1		1	MON912	MONITOR; Oxygen/Saturation		3
1		1	OUT005	SOCKET outlet, switched, 13amp, single		1
2		2	OUT010	SOCKET outlet, switched, 13amp, twin		1
4		4	OUT012	SOCKET outlet switched 13amp twin; trunking/pendant mounted.		1
2		2	OUT121	SOCKET outlet; computer data; double.		1
1		1	OUT131	SOCKET outlet double data/voice; wall/trunking mounted.		1
1		1	OUT206	SOCKET outlet television aerial; single; wall mounted.		1
1		1	OUT452	OUTLET; 4 kPa compressed air medical; trunking mounted.		1
2		2	OUT471	OUTLET; oxygen medical; trunking mounted.		1
1		1	OUT476	OUTLET; vacuum medical; trunking mounted.		1
1		1	RAC362	RACK; catheter; vertical; 2 compartments; 420H 160W 65D		2
1		1	RAI130	RAIL, clinical equipment, wall mounted, 600mm		1
1		1	SCP900	STETHOSCOPE		3
1		1	SHE2503	SHELF; 300mm deep; folding; length as drawn.		1
1		1	SWC031	SWITCH; light; dimmer to M&E design.		1

ADB	Schedule of Components by Room	B0305-01

Project: 11072 RHSC & DCN
Department: A2 Paediatric Acute Receiving Unit - 34 Beds
Room: B0305-01 Single Bedroom 7 (RHSC)
Room Number: G-A2-052
Revision Date: 09/09/2014

Quantity					Alt. Code	Grp
New	Trans	Total	Code	Description		
1		1	TAB073	TABLE, overbed, cantilevered		3
1		1	TAP894	TAP bib; hospital pattern; integral thermostatic mixer; HTM64		1
1		1	TRA1003	TRACK; curtain; bed/trolley; length and shape as drawn.		1
1		1	TVM2500	TV / monitor flat screen with DVD player		3
1		1	WAR900	WARDROBE; lockable; 2700H 750W 500D.		1
1		1	WAS100	WASTE, unslotted flush-grated, metal, 1.1/4 in		1
1		1	WAS1000	TRAP; concealed waste; for back outlet basins.		1

A47117341

ADB	Room Data Sheet	B0405

Project:	11072	RHSC & DCN		
Department:	00	Generic Rooms (Financial Close)		
Room:	B0405	Multi-bed room: 4 beds RHSC		
Room Number:	G-A2-054		**Revision Date:**	18/09/2014

Activities:	1) Clinical handwashing 2) Dressing / undressing in privacy 3) Therapeutic and clinical attention from healthcare staff 4) Use of piped medical gases, vacuum and associated equipment 5) Patient records reviewed and recorded 6) Storage of clothing and personal belongings 7) Use of mobile hoist (if required) 8) Patient may take meals or refreshments in bed, by the bed or in the sitting space 9) Rest and relaxation 10) Use of entertainment services system 11) Provision for parent to stay overnight			
Personnel:	4 x patients 2 x staff 4 x visitors			
Planning Relationships:	Close to social space. En-suite sanitary facilities.			
Space Data:	**Area (m^2):**		**Height (mm):**	2,700
	Refer to HLM-SZ-SL-SH-200-001 for room areas.			

Notes:

Refer to ME 571 series of drawings for access control (PCP 4.17)

Refer to HLM-SZ-00-PL-331-001 Anti-ligature Strategy for anti-ligature provision

ADB	Room Environmental Data	B0405

Project:	11072	RHSC & DCN		
Department:	00	Generic Rooms (Financial Close)		
Room:	B0405	Multi-bed room: 4 beds RHSC		
Room Number:	G-A2-054		**Revision Date:**	18/09/2014

AIR	Requirements	Notes
Winter Temperature (DegC):		Permissible space temperature range (dry bulb) (degC) : 18 - 25
Summer Temperature (DegC):		
Mechanical Ventilation (Supply ac/hr):	4.0	Ventilation Type: Natural & Central Supply Air
Mechanical Ventilation (Extract ac/hr):		via ensuite
Pressure Relative to Adjoining Space:	Positive	
Filtration (%DSE and % Arrestance):	/	G4 - minimum
Humidity (%RH):		

General Notes: Heating Type: Radiant Panels with TRV Remote Head Adj. Cooling: Comfort Cooled Fresh Air

LIGHTING		
Service Illumination (Lux):	100	
Service Illumination Night (Lux):	5.0	
Local Illumination (Lux):	300.0	@ Bed/trolley 1450 AFFL
Colour Rendering Required:	Y	Colour rendering characteristics (Ra):80
Standby Lighting Grade:	A	Lighting of the level and quality equal or nearly equal to that provided by normal lighting

General Notes: Control: Switch/ Dimmer

NOISE		
Privacy Factor Required (dB):		
Mechanical Services (NR):	30	Intrusive Noise: SHTM 08-01 noise intrusion from external noise sources is not given in NR values but instead in LAeq,1hr and LAmax,f.
Intrusive Noise (NR Leq):		45:daytime / 35:nightime (LAeq,1hr) and 45:nightime (LAmax,f).
***Acceptable Sound Level [L10dB(A)]:**		
***Speech Privacy Required:**	N	
***Quality Which Cannot Be Tolerated:**		
(* alternative format)		

General Notes: Refer to HLM 252 series of drawings for partition types and Acoustic Report (PCP 4.13)

SAFETY	
Hot Surface Max. Temp (DegC):	43
Hot Water Max. Temp (DegC):	41

General Notes: Maximum cold water discharge temperature (degC): 20

FIRE

Enclosure:

Automatic Detection:

Refer to HLM 572 series of drawings and Fire Strategy Report (PCP 4.12)

ADB	Room Design Character	B0405

Project:	11072	RHSC & DCN
Department:	00	Generic Rooms (Financial Close)
Room:	B0405	Multi-bed room: 4 beds RHSC
Room Number:	G-A2-054	**Revision Date:** 18/09/2014

Walls:	Refer to HLM 330 series of drawings
Floor:	Refer to HLM 330 series of drawings
Ceiling:	Refer to HLM 332 series of drawings
Doorsets:	Refer to HLM 322 series of drawings for location / type.
Windows:	Clear, solar control (East, South, West facing), privacy control
Internal Glazing:	Refer to HLM 322 series for door and screen types.
Hatch:	N/A

Notes:

ADB	Schedule of Components by Room	B0405

Project: 11072 RHSC & DCN
Department: A2 Paediatric Acute Receiving Unit - 34 Beds
Room: B0405 4 Bed Room
Room Number: G-A2-054 **Revision Date:** 09/09/2014

Quantity					Alt. Code	Grp
New	Trans	Total	Code	Description		
1		1	BAS101	BASIN, medium, hospital pattern, vitreous china, no tap holes, no overflow, intefral back outlet, 500W 400D		1
4		4	BED013	BED Kings Fund; variable height; two-way tilt; adjustable backrest; bedstripper; on castors		3
1		1	BED020	BED; fold down; 760 mm width mattress; vertical.		1
3		3	BED2502	BED HEAD BUFFER; bed and wall protection; vertical; wall mounted.		1
3		3	BED2508	BED; ward; fold down; 760 mm width mattress; vertical with services.		1
1		1	BED2509	BED HEAD BUFFER; bed and wall protection; horizontal; wall mounted.		1
1		1	BIN2508	BIN; storage;toy box		3
4		4	BOA022	BOARD; display/notice; magnetic; wall mounted; 900H 600W.		1
4		4	BRA004	BRACKET; holder; suction unit; trunking/rail mounted		2
4		4	BRA2502	BRACKET; TV; height adjustable; swivel; wall mounted.		1
4		4	BRA902	Bracket; Monitor oxygen/saturation inside room		2
4		4	CAL043	PUSH BUTTON patient/staff call with socket for extension pear push; trunking mounted.		1
4		4	CAL047	PUSH BUTTON staff emergency call; reset and integral/adjacent indicator lamp; trunking mounted.		1
4		4	CHA007	CHAIR; easy; with open arms; high back; upholstered, wipeable		3
10		10	CHA017	CHAIR; upright; upholstered; stacking		3
1		1	CLO003	CLOCK synchronous with second sweep hand, wall mounted		1
1		1	COM905	IT Tablet		3
4		4	CUP2600	CUPBOARD, wall mounted, 600H 1800W 500D.		1
1		1	DIS013	DISPENSER, paper towel, wall mounted		2
1		1	DIS030	DISPENSER, soap, disposable single cartridge, lever action, wall mounted		2
1		1	DIS2500	DISPENSER; danicentre; combined glove/apron.		2
2		2	DIS2503	DISPENSER; alcohol gel; disposable single cartridge; wall mounted.		2
2		2	HOL005	HOLDER; bin; medium; capacity 70 litres; freestanding.		3
4		4	LIG005	LUMINAIRE, bedhead, dimmable, patient reading and general nursing care/examination		1
4		4	LOC002	LOCKER, bedside, 3 compartment, towel rail at rear, on castors, 902H 485W 485D		3
4		4	MAT004	MATTRESS; Kings Fund bed; standard backrest; 1955L 865W 125D		3
4		4	MON912	MONITOR; Oxygen/Saturation		3
2		2	OUT005	SOCKET outlet, switched, 13amp, single		1
14		14	OUT010	SOCKET outlet, switched, 13amp, twin		1
16		16	OUT012	SOCKET outlet switched 13amp twin; trunking/pendant mounted.		1
10		10	OUT121	SOCKET outlet; computer data; double.		1
4		4	OUT131	SOCKET outlet double data/voice; wall/trunking mounted.		1
4		4	OUT206	SOCKET outlet television aerial; single; wall mounted.		1
4		4	OUT452	OUTLET; 4 kPa compressed air medical; trunking mounted.		1
8		8	OUT471	OUTLET; oxygen medical; trunking mounted.		1
4		4	OUT476	OUTLET; vacuum medical; trunking mounted.		1

ADB	Schedule of Components by Room	B0405

Project: 11072 RHSC & DCN
Department: A2 Paediatric Acute Receiving Unit - 34 Beds
Room: B0405 4 Bed Room
Room Number: G-A2-054 **Revision Date:** 09/09/2014

Quantity					Alt. Code	Grp
New	Trans	Total	Code	Description		
1		1	PRI015	PRINTER; label; portable		3
4		4	RAC362	RACK; catheter; vertical; 2 compartments; 420H 160W 65D		2
4		4	RAI130	RAIL, clinical equipment, wall mounted, 600mm		1
1		1	SWC031	SWITCH; light; dimmer to M&E design.		1
1		1	TAB056	TABLE; occasional; round; 415H 610mm dia.		3
4		4	TAB073	TABLE, overbed, cantilevered		3
1		1	TAP894	TAP bib; hospital pattern; integral thermostatic mixer; HTM64		1
4		4	TRA1003	TRACK; curtain; bed/trolley; length and shape as drawn.		1
4		4	TVM2500	TV / monitor flat screen with DVD player		3
1		1	WAR2900	WARDROBE; lockable; 2700H 750W 500D.		1
3		3	WAR900	WARDROBE; lockable; 2700H 750W 500D.		1
1		1	WAS100	WASTE, unslotted flush-grated, metal, 1.1/4 in		1
1		1	WAS1000	TRAP; concealed waste; for back outlet basins.		1

ADB	Room Data Sheet	W1594-01

Project:	11072	RHSC & DCN		
Department:	00	Generic Rooms (Financial Close)		
Room:	W1594-01	Linen Bay		
Room Number:	G-A2-063		**Revision Date:**	18/09/2014

Activities:	1) Holding exchange trolley			
Personnel:	Intermittent use			
Planning Relationships:				
Space Data:	**Area (m^2):**		**Height (mm):**	
	Refer to HLM-SZ-SL-SH-200-001 for room areas. Ceiling height: To suit surrounding area/design.			

Notes:

Refer to ME 571 series of drawings for access control (PCP 4.17)

Refer to HLM-SZ-00-PL-331-001 Anti-ligature Strategy for anti-ligature provision

ADB	Room Environmental Data	W1594-01

Project:	11072	RHSC & DCN		
Department:	00	Generic Rooms (Financial Close)		
Room:	W1594-01	Linen Bay		
Room Number:	G-A2-063		**Revision Date:**	18/09/2014

AIR	**Requirements**	**Notes**
Winter Temperature (DegC):		Permissible space temperature range (dry bulb) (degC) : 16 - 28
Summer Temperature (DegC):		
Mechanical Ventilation (Supply ac/hr):		Ventilation Type: Central Extract
Mechanical Ventilation (Extract ac/hr):	3.0	
Pressure Relative to Adjoining Space:	Negative	
Filtration (%DSE and % Arrestance):	/	None
Humidity (%RH):		

General Notes: Heating: Adjacent Space Transfer Air. Cooling: None

LIGHTING		
Service Illumination (Lux):	200	@ Floor
Service Illumination Night (Lux):		Not Applicable
Local Illumination (Lux):		None
Colour Rendering Required:	Y	Colour rendering characteristics (Ra):80
Standby Lighting Grade:	A	Lighting of the level and quality equal or nearly equal to that provided by normal lighting

General Notes: Control: Presence Detection

NOISE		
Privacy Factor Required (dB):		
Mechanical Services (NR):	40	Intrusive Noise: SHTM 08-01 noise intrusion from external noise sources is not given in NR values but instead in LAeq,1hr and LAmax,f.
Intrusive Noise (NR Leq):		35:daytime (LAeq, 1hr)
***Acceptable Sound Level [L10dB(A)]:**		
***Speech Privacy Required:**	N	
***Quality Which Cannot Be Tolerated:**		
(* alternative format)		

General Notes: Refer to HLM 252 series of drawings for partition types and Acoustic Report (PCP 4.13)

SAFETY		
Hot Surface Max. Temp (DegC):	43	
Hot Water Max. Temp (DegC):		

General Notes:

FIRE

Enclosure:

Automatic Detection:

Refer to HLM 572 series of drawings and Fire Strategy Report (PCP 4.12)

ADB	Room Design Character	W1594-01

Project:	11072	RHSC & DCN		
Department:	00	Generic Rooms (Financial Close)		
Room:	W1594-01	Linen Bay		
Room Number:	G-A2-063		**Revision Date:**	18/09/2014

Walls:	Refer to HLM 330 series of drawings
Floor:	Refer to HLM 330 series of drawings
Ceiling:	Refer to HLM 332 series of drawings
Doorsets:	N/A, open to circulation.
Windows:	N/A
Internal Glazing:	N/A
Hatch:	N/A

Notes:

ADB	Schedule of Components by Room	W1594-01

Project: 11072 RHSC & DCN
Department: A2 Paediatric Acute Receiving Unit - 34 Beds
Room: W1594-01 Linen Bay (1 trolley)
Room Number: G-A2-063
Revision Date: 09/09/2014

Quantity			Code	Description	Alt. Code	Grp
New	Trans	Total				
1		1	TRO233	TROLLEY, clean linen exchange, 3 adjustable shelves, large, 1600H 1600W 680D		3

A47117341

ADB	Room Data Sheet	B0308

Project:	11072	RHSC & DCN		
Department:	00	Generic Rooms (Financial Close)		
Room:	B0308	Single-bed room: isolation RHSC		
Room Number:	G-A2-072		**Revision Date:**	18/09/2014

Activities:	1) Clinical handwashing 2) Dressing / undressing in privacy 3) Therapeutic and clinical attention from healthcare staff 4) Use of piped medical gases, vacuum and associated equipment 5) Patient records reviewed and recorded 6) Rest and relaxation 7) Patient may take meals or refreshments in bed, by the bed or in the sitting space 8) Use of entertainment services system 9) Storage of clothing and personal belongings 10) Use of mobile hoist (if required)			
Personnel:	1 x patient 2 x staff 2 x visitors			
Planning Relationships:	Access via gowning lobby. En-suite sanitary facilities.			
Space Data:	**Area (m²):**		**Height (mm):**	2,700
	Refer to HLM-SZ-SL-SH-200-001 for room areas.			

Notes:

Refer to ME 571 series of drawings for access control (PCP 4.17)

Refer to HLM-SZ-00-PL-331-001 Anti-ligature Strategy for anti-ligature provision

ADB	Room Environmental Data	B0308

Project:	11072	RHSC & DCN		
Department:	00	Generic Rooms (Financial Close)		
Room:	B0308	Single-bed room: isolation RHSC		
Room Number:	G-A2-072		**Revision Date:**	18/09/2014

AIR	Requirements	Notes
Winter Temperature (DegC):		Permissible space temperature range (dry bulb) (degC) : 21 - 25
Summer Temperature (DegC):		
Mechanical Ventilation (Supply ac/hr):	10.0	Ventilation Type: Supply via lobby
Mechanical Ventilation (Extract ac/hr):		
Pressure Relative to Adjoining Space:	Balanced	
Filtration (%DSE and % Arrestance):	/	F7 - minimum
Humidity (%RH):		

General Notes: Heating type: Adjacent space transfer air with BMS Adjustable Sensor. Cooling: Comfort Cooled Fresh Air

LIGHTING		
Service Illumination (Lux):	100	
Service Illumination Night (Lux):	5.0	
Local Illumination (Lux):	300.0	@ Bed/trolley 1450 AFFL
Colour Rendering Required:	Y	Colour rendering characteristics (Ra):80
Standby Lighting Grade:	A	Lighting of the level and quality equal or nearly equal to that provided by normal lighting

General Notes: Control: Switch/ Dimmer

NOISE		
Privacy Factor Required (dB):		
Mechanical Services (NR):	30	Intrusive Noise: SHTM 08-01 noise intrusion from external noise sources is not given in NR values but instead in LAeq,1hr and LAmax,f.
Intrusive Noise (NR Leq):		40:daytime / 35:nightime (LAeq,1hr) and 45:nightime (LAmax,f).
***Acceptable Sound Level [L10dB(A)]:**		
***Speech Privacy Required:**	Y	
***Quality Which Cannot Be Tolerated:**		
(* alternative format)		

General Notes: Refer to HLM 252 series of drawings for partition types and Acoustic Report (PCP 4.13)

SAFETY		
Hot Surface Max. Temp (DegC):	43	
Hot Water Max. Temp (DegC):	41	

General Notes: Maximum cold water discharge temperature (degC): 20

FIRE

Enclosure:

Automatic Detection:

Refer to HLM 572 series of drawings and Fire Strategy Report (PCP 4.12)

ADB	Room Design Character	B0308

Project:	11072	RHSC & DCN		
Department:	00	Generic Rooms (Financial Close)		
Room:	B0308	Single-bed room: isolation RHSC		
Room Number:	G-A2-072		**Revision Date:**	18/09/2014

Walls:	Refer to HLM 330 series of drawings
Floor:	Refer to HLM 330 series of drawings
Ceiling:	Refer to HLM 332 series of drawings
Doorsets:	Refer to HLM 322 series of drawings for location / type.
Windows:	Clear, solar control (East, South, West facing), privacy control
Internal Glazing:	Refer to HLM 322 series for door and screen types.
Hatch:	N/A

Notes:

ADB	Schedule of Components by Room	B0308

Project: 11072 RHSC & DCN
Department: A2 Paediatric Acute Receiving Unit - 34 Beds
Room: B0308 Single Isolation Bedroom 1 (RHSC)
Room Number: G-A2-072 **Revision Date:** 09/09/2014

Quantity					Alt. Code	Grp
New	Trans	Total	Code	Description		
1		1	BAS101	BASIN, medium, hospital pattern, vitreous china, no tap holes, no overflow, intefral back outlet, 500W 400D		1
1		1	BED013	BED Kings Fund; variable height; two-way tilt; adjustable backrest; bedstripper; on castors		3
1		1	BED2502	BED HEAD BUFFER; bed and wall protection; vertical; wall mounted.		1
1		1	BED2508	BED; ward; fold down; 760 mm width mattress; vertical with services.		1
1		1	BOA022	BOARD; display/notice; magnetic; wall mounted; 900H 600W.		1
1		1	BRA004	BRACKET; holder; suction unit; trunking/rail mounted		2
1		1	BRA2502	BRACKET; TV; height adjustable; swivel; wall mounted.		1
1		1	CAL043	PUSH BUTTON patient/staff call with socket for extension pear push; trunking mounted.		1
1		1	CAL047	PUSH BUTTON staff emergency call; reset and integral/adjacent indicator lamp; trunking mounted.		1
1		1	CHA007	CHAIR; easy; with open arms; high back; upholstered, wipeable		3
2		2	CHA017	CHAIR; upright; upholstered; stacking		3
1		1	CLO003	CLOCK synchronous with second sweep hand, wall mounted		1
1		1	COM905	IT Tablet		3
1		1	CUP2600	CUPBOARD, wall mounted, 600H 1800W 500D.		1
1		1	DIS013	DISPENSER, paper towel, wall mounted		2
1		1	DIS024	DISPENSER, soap, wall mounted		2
1		1	DIS2500	DISPENSER; danicentre; combined glove/apron.		2
1		1	DIS2503	DISPENSER; alcohol gel; disposable single cartridge; wall mounted.		2
2		2	HOL005	HOLDER; bin; medium; capacity 70 litres; freestanding.		3
2		2	HOO019	HOOK, single, small, wall mounted		1
1		1	LIG005	LUMINAIRE, bedhead, dimmable, patient reading and general nursing care/examination		1
1		1	LOC002	LOCKER, bedside, 3 compartment, towel rail at rear, on castors, 902H 485W 485D		3
1		1	MAT004	MATTRESS; Kings Fund bed; standard backrest; 1955L 865W 125D		3
1		1	MON912	MONITOR; Oxygen/Saturation		3
1		1	OUT005	SOCKET outlet, switched, 13amp, single		1
2		2	OUT010	SOCKET outlet, switched, 13amp, twin		1
4		4	OUT012	SOCKET outlet switched 13amp twin; trunking/pendant mounted.		1
2		2	OUT121	SOCKET outlet; computer data; double.		1
1		1	OUT131	SOCKET outlet double data/voice; wall/trunking mounted.		1
1		1	OUT206	SOCKET outlet television aerial; single; wall mounted.		1
1		1	OUT452	OUTLET; 4 kPa compressed air medical; trunking mounted.		1
2		2	OUT471	OUTLET; oxygen medical; trunking mounted.		1
1		1	OUT476	OUTLET; vacuum medical; trunking mounted.		1
1		1	RAC362	RACK; catheter; vertical; 2 compartments; 420H 160W 65D		2
1		1	RAI130	RAIL, clinical equipment, wall mounted, 600mm		1
1		1	SCP900	STETHOSCOPE		3
1		1	SHE2503	SHELF; 300mm deep; folding; length as drawn.		1

ADB	Schedule of Components by Room	B0308

Project: 11072 RHSC & DCN
Department: A2 Paediatric Acute Receiving Unit - 34 Beds
Room: B0308 Single Isolation Bedroom 1 (RHSC)
Room Number: G-A2-072 **Revision Date:** 09/09/2014

Quantity			Code	Description	Alt. Code	Grp
New	Trans	Total				
1		1	STA142	STAND; infusion; twin hook; breaks; mobile		3
1		1	SWC031	SWITCH; light; dimmer to M&E design.		1
1		1	TAB073	TABLE, overbed, cantilevered		3
1		1	TAP894	TAP bib; hospital pattern; integral thermostatic mixer; HTM64		1
1		1	TRA1003	TRACK; curtain; bed/trolley; length and shape as drawn.		1
1		1	TVM2500	TV / monitor flat screen with DVD player		3
1		1	WAR900	WARDROBE; lockable; 2700H 750W 500D.		1
1		1	WAS100	WASTE, unslotted flush-grated, metal, 1.1/4 in		1
1		1	WAS1000	TRAP; concealed waste; for back outlet basins.		1

ADB	Room Data Sheet	G0510

Project:	11072	RHSC & DCN		
Department:	00	Generic Rooms (Financial Close)		
Room:	G0510	Lobby: Isolation RHSC		
Room Number:	G-A2-074		**Revision Date:**	18/09/2014

Activities:	1) Clinical handwashing 2) Dispensing disposable aprons. 3) Dispensing disposable gloves. 4) Disposal of non-clinical waste 5) Donning gown and gloves. 6) Removal and disposal of gown and gloves			
Personnel:	1 x persons			
Planning Relationships:	Direct access to single-bed room.			
Space Data:	**Area (m²):**		**Height (mm):**	2,700
	Refer to HLM-SZ-SL-SH-200-001 for room areas.			

Notes:

Refer to ME 571 series of drawings for access control (PCP 4.17)

Refer to HLM-SZ-00-PL-331-001 Anti-ligature Strategy for anti-ligature provision

ADB	Room Environmental Data	G0510

Project:	11072	RHSC & DCN		
Department:	00	Generic Rooms (Financial Close)		
Room:	G0510	Lobby: Isolation RHSC		
Room Number:	G-A2-074		**Revision Date:**	18/09/2014

AIR	Requirements	Notes
Winter Temperature (DegC):		Permissible space temperature range (dry bulb) (degC) : 18 - 25
Summer Temperature (DegC):		
Mechanical Ventilation (Supply ac/hr):	69.0	Ventilation Type: Central Supply
Mechanical Ventilation (Extract ac/hr):		
Pressure Relative to Adjoining Space:	Positive	
Filtration (%DSE and % Arrestance):	/	F7 - minimum
Humidity (%RH):		

General Notes: Heating type: Warm Air - reheat Battery with: BMS Adjustable Sensor. Cooling: Comfort Cooled Fresh Air

LIGHTING		
Service Illumination (Lux):	200	@ Floor
Service Illumination Night (Lux):		Not Applicable
Local Illumination (Lux):		None
Colour Rendering Required:	Y	Colour rendering characteristics (Ra):80
Standby Lighting Grade:	A	Lighting of the level and quality equal or nearly equal to that provided by normal lighting

General Notes: Control: Presence Detection

NOISE		
Privacy Factor Required (dB):		
Mechanical Services (NR):	30	Intrusive Noise: SHTM 08-01 noise intrusion from external noise sources is not given in NR values but instead in LAeq,1hr and LAmax,f.
Intrusive Noise (NR Leq):		40:daytime / 35:nightime (LAeq,1hr) and 45:nightime (LAmax,f).
***Acceptable Sound Level [L10dB(A)]:**		
***Speech Privacy Required:**	Y	
***Quality Which Cannot Be Tolerated:**		
(* alternative format)		

General Notes: Refer to HLM 252 series of drawings for partition types and Acoustic Report (PCP 4.13)

SAFETY		
Hot Surface Max. Temp (DegC):	43	
Hot Water Max. Temp (DegC):	41	

General Notes: Maximum cold water discharge temperature (degC): 20

FIRE

Enclosure:

Automatic Detection:

Refer to HLM 572 series of drawings and Fire Strategy Report (PCP 4.12)

ADB	Room Design Character	G0510

Project:	11072	RHSC & DCN
Department:	00	Generic Rooms (Financial Close)
Room:	G0510	Lobby: Isolation RHSC
Room Number:	G-A2-074	**Revision Date:** 18/09/2014

Walls:	Refer to HLM 330 series of drawings
Floor:	Refer to HLM 330 series of drawings
Ceiling:	Refer to HLM 332 series of drawings
Doorsets:	Refer to HLM 322 series of drawings for location / type.
Windows:	N/A
Internal Glazing:	Refer to HLM 322 series for door and screen types.
Hatch:	N/A

Notes:

ADB	Schedule of Components by Room	G0510

Project: 11072 RHSC & DCN
Department: A2 Paediatric Acute Receiving Unit - 34 Beds
Room: G0510 Isolation Bedroom Entrance Lobby
Room Number: G-A2-074 **Revision Date:** 09/09/2014

Quantity					Alt. Code	Grp
New	Trans	Total	Code	Description		
1		1	BAS101	BASIN, medium, hospital pattern, vitreous china, no tap holes, no overflow, intefral back outlet, 500W 400D		1
1		1	DIS010	DISPENSER; pack; wall mounted; 600H 600W 300D		2
1		1	DIS013	DISPENSER, paper towel, wall mounted		2
1		1	DIS030	DISPENSER, soap, disposable single cartridge, lever action, wall mounted		2
1		1	DIS2500	DISPENSER; danicentre; combined glove/apron.		2
1		1	DIS2503	DISPENSER; alcohol gel; disposable single cartridge; wall mounted.		2
2		2	HOL005	HOLDER; bin; medium; capacity 70 litres; freestanding.		3
4		4	HOO018	HOOK; coat; single.		1
1		1	OUT005	SOCKET outlet, switched, 13amp, single		1
1		1	TAP894	TAP bib; hospital pattern; integral thermostatic mixer; HTM64		1
1		1	WAS100	WASTE, unslotted flush-grated, metal, 1.1/4 in		1
1		1	WAS1000	TRAP; concealed waste; for back outlet basins.		1

ADB	Room Data Sheet	V1736

Project:	11072	RHSC & DCN		
Department:	00	Generic Rooms (Financial Close)		
Room:	V1736	Assisted Bathroom WC		
Room Number:	G-A2-076		**Revision Date:**	18/09/2014

Activities:	1) Use of bath (with assistance) 2) Use of toilet (with assistance if required) 3) Use of wheelchair accessible hand-wash basin 4) Dressing / undressing in privacy 5) Hanging clothes and towels 6) Use of sanitary chair/commode 7) Use of shower chair 8) Use of mobile hoist (if required) 9) Use of call systems			
Personnel:	1 x patient 1 x staff Intermittent use			
Planning Relationships:				
Space Data:	**Area (m²):**		**Height (mm):**	2,700
	Refer to HLM-SZ-SL-SH-200-001 for room areas.			

Notes:

Refer to ME 571 series of drawings for access control (PCP 4.17)

Refer to HLM-SZ-00-PL-331-001 Anti-ligature Strategy for anti-ligature provision

ADB	Room Environmental Data	V1736

Project:	11072	RHSC & DCN		
Department:	00	Generic Rooms (Financial Close)		
Room:	V1736	Assisted Bathroom WC		
Room Number:	G-A2-076		**Revision Date:**	18/09/2014

AIR	Requirements	Notes
Winter Temperature (DegC):		Permissible space temperature range (dry bulb) (degC) : 20 - 28
Summer Temperature (DegC):		
Mechanical Ventilation (Supply ac/hr):		Ventilation Type: Central Dirty Extract
Mechanical Ventilation (Extract ac/hr):	10.0	
Pressure Relative to Adjoining Space:	Negative	
Filtration (%DSE and % Arrestance):	/	None
Humidity (%RH):		

General Notes: Heating: Adjacent Space Transfer Air. Cooling: None

LIGHTING		
Service Illumination (Lux):	200	@ Floor
Service Illumination Night (Lux):		Not applicable
Local Illumination (Lux):		None
Colour Rendering Required:	Y	Colour rendering characteristics (Ra):80
Standby Lighting Grade:	A	Lighting of the level and quality equal or nearly equal to that provided by normal lighting

General Notes: Control: Presence Detection

NOISE		
Privacy Factor Required (dB):		
Mechanical Services (NR):	40	Intrusive Noise: SHTM 08-01 noise intrusion from external noise sources is not given in NR values but instead in LAeq,1hr and LAmax,f.
Intrusive Noise (NR Leq):		45:daytime (LAeq,1hr)
***Acceptable Sound Level [L10dB(A)]:**		
***Speech Privacy Required:**	N	
***Quality Which Cannot Be Tolerated:**		
(* alternative format)		

General Notes: Refer to HLM 252 series of drawings for partition types and Acoustic Report (PCP 4.13)

SAFETY		
Hot Surface Max. Temp (DegC):	43	
Hot Water Max. Temp (DegC):	41	

General Notes: Maximum cold water discharge temperature (degC): 20

FIRE

Enclosure:

Automatic Detection:

Refer to HLM 572 series of drawings and Fire Strategy Report (PCP 4.12)

ADB	Room Design Character	V1736

Project:	11072	RHSC & DCN
Department:	00	Generic Rooms (Financial Close)
Room:	V1736	Assisted Bathroom WC
Room Number:	G-A2-076	**Revision Date:** 18/09/2014

Walls:	Refer to HLM 330 series of drawings
Floor:	Refer to HLM 330 series of drawings
Ceiling:	Refer to HLM 332 series of drawings
Doorsets:	Refer to HLM 322 series of drawings for location / type.
Windows:	N/A
Internal Glazing:	N/A
Hatch:	N/A

Notes:

ADB	Schedule of Components by Room	V1736

Project: 11072 RHSC & DCN
Department: A2 Paediatric Acute Receiving Unit - 34 Beds
Room: V1736 Patients' Assisted Bathroom
Room Number: G-A2-076 **Revision Date:** 09/09/2014

Quantity					Alt. Code	Grp
New	Trans	Total	Code	Description		
1		1	BAS106	BASIN; medium; general pattern; vitreous china; 1 tap right hand hole; no overflow; bottom outlet; 500W 400D. HTM64LBGM		1
1		1	BAT015	BATH; variable height; with control panel and all services.		1
1		1	BIN2501	BIN; sanitary disposal		3
1		1	CAL043	PUSH BUTTON patient/staff call with socket for extension pear push; trunking mounted.		1
1		1	CAL047	PUSH BUTTON staff emergency call; reset and integral/adjacent indicator lamp; trunking mounted.		1
1		1	CHA094	CHAIR; bathroom		3
1		1	CIS005	CISTERN, concealed, low level, reversible, 7.5 litres, 300H 500W 150D		1
1		1	CLE924	Toilet Brush and Holder		3
1		1	CUP245	CUPBOARD; 1 shelf; lockable; wall mounted; 600H 600W 300D.		1
1		1	DIS013	DISPENSER, paper towel, wall mounted		2
1		1	DIS024	DISPENSER, soap, wall mounted		2
1		1	HOI006	HOIST PATIENT; electric; 24V; track ceiling mounted (Length of the track to suit the individual needs).		1
2		2	HOL005	HOLDER; bin; medium; capacity 70 litres; freestanding.		3
2		2	HOO019	HOOK, single, small, wall mounted		1
1		1	MIR023	MIRROR; unbreakable; wall mounted; 650H 300W		1
1		1	MIR2500	MIRROR; wall mounted; 1600H 400W unbreakable.		1
1		1	OUT004	OUTLET cable, fused, 13 amp, ceiling mounted		1
1		1	OUT032	SOCKET outlet switched 13amp double; splashproof.		1
1		1	RAI048	RAIL, grab, vertical, wall mounted, 600mm		1
3		3	RAI048	RAIL, grab, vertical, wall mounted, 600mm		1
1		1	RAI061	RAIL; towel; single stainless steel; 15mm dia. 450mm.		1
2		2	RAI161	RAIL, grab, horizontal, wall mounted, 600mm		1
1		1	RAI174	RAIL, grab, hinged, wall mounted, 650mm with toilet roll holder		1
1		1	RAI175	RAIL; grab; hinged; wall mounted; 750mm.		1
1		1	SEA001	2in1 toilet seat, plastic, double lid with large and small aperture suitable respectively for adults/ adolescents and small children.		1
1		1	SWC025	SWITCH, light		1
1		1	TAP289	TAP, monobloc, pillar mixer, integral thermostatic, short lever		1
1		1	TRA1001	TRACK; curtain; door; length and shape as drawn.		1
1		1	TRO279	TROLLEY PATIENT, shower, 1900W 760D		3
1		1	WAS101	WASTE, unslotted recessed grated, metal, 1.1/4 in, with plug and chain		1
1		1	WAS107	TRAP, bottle, 1.1/4 in, plastic resealing		1
1		1	WCH006	WC with seat, 700mm projection, wall hung, hospital pattern, rimless pan, vitreous china.		1

ADB	Room Data Sheet	M0254

Project:	11072	RHSC & DCN		
Department:	00	Generic Rooms (Financial Close)		
Room:	M0254	Multi disciplinary office		
Room Number:	G-A2-077		**Revision Date:**	18/09/2014

Activities:	1) Clinical administration 2) Use of computer workstation(s) 3) Use of Telephone 4) Use of Printer 5) Storage of Files and records 6) Secure holding/storing of personal belongings 7) Displaying of notices, information and/or messages			
Personnel:	10 x staff			
Planning Relationships:				
Space Data:	**Area (m^2):**		**Height (mm):**	2,400
	Refer to HLM-SZ-SL-SH-200-001 for room areas.			

Notes:

Refer to ME 571 series of drawings for access control (PCP 4.17)

Refer to HLM-SZ-00-PL-331-001 Anti-ligature Strategy for anti-ligature provision

ADB	Room Environmental Data	M0254

Project:	11072	RHSC & DCN		
Department:	00	Generic Rooms (Financial Close)		
Room:	M0254	Multi disciplinary office		
Room Number:	G-A2-077		**Revision Date:**	18/09/2014

AIR	Requirements	Notes
Winter Temperature (DegC):		Permissible space temperature range (dry bulb) (degC) : 18 - 25
Summer Temperature (DegC):		
Mechanical Ventilation (Supply ac/hr):	4.0	Ventilation Type: Central Supply and Extract
Mechanical Ventilation (Extract ac/hr):	4.0	
Pressure Relative to Adjoining Space:	Balanced	
Filtration (%DSE and % Arrestance):	/	G4 - minimum
Humidity (%RH):		

General Notes: Heating Type: Radiant Panels with TRV Remote Head Adj. Cooling: Comfort Cooled Fresh Air

LIGHTING		
Service Illumination (Lux):	300	@ Desk 750 - 850 AFFL
Service Illumination Night (Lux):		Not Applicable
Local Illumination (Lux):		None
Colour Rendering Required:	Y	Colour rendering characteristics (Ra):80
Standby Lighting Grade:	A	Lighting of the level and quality equal or nearly equal to that provided by normal lighting

General Notes: Control: Switch

NOISE		
Privacy Factor Required (dB):		
Mechanical Services (NR):	40	Intrusive Noise: SHTM 08-01 noise intrusion from external noise sources is not given in NR values but instead in LAeq,1hr and LAmax,f.
Intrusive Noise (NR Leq):		50:daytime (LAeq,1hr)
***Acceptable Sound Level [L10dB(A)]:**		
***Speech Privacy Required:**	N	
***Quality Which Cannot Be Tolerated:**		
(* alternative format)		

General Notes: Refer to HLM 252 series of drawings for partition types and Acoustic Report (PCP 4.13)

SAFETY		
Hot Surface Max. Temp (DegC):	43	
Hot Water Max. Temp (DegC):		

General Notes:

FIRE

Enclosure:

Automatic Detection:

Refer to HLM 572 series of drawings and Fire Strategy Report (PCP 4.12)

ADB	Room Design Character	M0254

Project:	11072	RHSC & DCN
Department:	00	Generic Rooms (Financial Close)
Room:	M0254	Multi disciplinary office
Room Number:	G-A2-077	**Revision Date:** 18/09/2014

Walls:	Refer to HLM 330 series of drawings
Floor:	Refer to HLM 330 series of drawings
Ceiling:	Refer to HLM 332 series of drawings
Doorsets:	Refer to HLM 322 series of drawings for location / type.
Windows:	Clear, solar control (East, South, West facing), privacy control
Internal Glazing:	Refer to HLM 322 series for door and screen types.
Hatch:	N/A

Notes:

ADB	Schedule of Components by Room	M0254

Project: 11072 RHSC & DCN
Department: A2 Paediatric Acute Receiving Unit - 34 Beds
Room: M0254 Multi-Disciplinary Office
Room Number: G-A2-077 **Revision Date:** 09/09/2014

Quantity					Alt. Code	Grp
New	Trans	Total	Code	Description		
1		1	BIN2504	BIN; confidential waste		3
1		1	BIN900	BIN; Recycle waste		3
2		2	BOA022	BOARD; display/notice; magnetic; wall mounted; 900H 600W.		1
1		1	BOA2500	BOARD; marker; whiteboard; dry-wipe; with pen holder; wall mounted; 900H 600W.		1
1		1	CAB057	CABINET; lateral filing; 4 rails; 2 door; 1830H 910W 560D		3
6		6	CHA002	CHAIR; height adjustable; medium back; swivel; 5 star base; on castors		3
6		6	CHA017	CHAIR; upright; upholstered; stacking		3
1		1	CLO003	CLOCK synchronous with second sweep hand, wall mounted		1
6		6	COM033	COMPUTER KEYBOARD		3
1		1	COM038	COMPUTER PRINTER, laser, A4, 250H 380W 385D		3
6		6	COM1000	COMPUTER MONITOR; TFT; Sunray digital flat panel display; desk top		3
6		6	DRA056	DRAWER UNIT, 2 drawer, lockable, on castors, 600H 410W 600D		3
3		3	HOO024	HOOK; hat and coat; 1.		1
10		10	LOC012	LOCKER; wall mounted; 340H 300W 300D.		1
1		1	OUT005	SOCKET outlet, switched, 13amp, single		1
13		13	OUT010	SOCKET outlet, switched, 13amp, twin		1
13		13	OUT131	SOCKET outlet double data/voice; wall/trunking mounted.		1
1		1	PRI015	PRINTER; label; portable		3
2		2	STF238	STORAGE UNIT; tall; open shelf carcase; adjustable shelves and pack dispenser; 1600H 600W 300D		1
8		8	SUP2501	SUPPORT LEG; for 720 high worktop		1
1		1	SWC025	SWITCH, light		1
1		1	TAB022	TABLE; foldaway; wall mounted; 1000H 850W 600D		1
4		4	TEL1000	TELEPHONE; handset.		3
2		2	TRO254	TROLLEY; ward; case notes; capacity up to 40 foolscap or x-ray folders; all-round bumper; 940H 930W 570D		3
2		2	TRU1000	TRUNKING; Power and Data trunking; length as drawn.		1
2		2	WKT1006L	WORKTOP; 720 high 800 deep 40mm thick; with 50mm upstand; length as drawn.		1

ADB	Room Data Sheet	M0251

Project:	11072	RHSC & DCN		
Department:	00	Generic Rooms (Financial Close)		
Room:	M0251	Ward Management Office		
Room Number:	G-A2-078		**Revision Date:**	18/09/2014

Activities:	1) Clinical administration 2) Use of computer workstation(s) 3) Use of Telephone 4) Use of Printer 5) Discussions and interviews 6) Storage of Files and records 7) Secure holding/storing of personal belongings 8) Assessment / updating of electronic patient records (EPRs) 9) Displaying of notices, information and/or messages			
Personnel:	1 x staff Up to x 2 others.			
Planning Relationships:				
Space Data:	**Area (m²):**		**Height (mm):**	2,400
	Refer to HLM-SZ-SL-SH-200-001 for room areas.			

Notes:

Refer to ME 571 series of drawings for access control (PCP 4.17)

Refer to HLM-SZ-00-PL-331-001 Anti-ligature Strategy for anti-ligature provision

ADB	Room Environmental Data	M0251

Project:	11072	RHSC & DCN		
Department:	00	Generic Rooms (Financial Close)		
Room:	M0251	Ward Management Office		
Room Number:	G-A2-078		**Revision Date:**	18/09/2014

AIR	**Requirements**	**Notes**
Winter Temperature (DegC):		Permissible space temperature range (dry bulb) (degC) : 18 - 25
Summer Temperature (DegC):		
Mechanical Ventilation (Supply ac/hr):	4.0	Ventilation Type: Central Supply and Extract
Mechanical Ventilation (Extract ac/hr):	4.0	
Pressure Relative to Adjoining Space:	Balanced	
Filtration (%DSE and % Arrestance):	/	G4 - minimum
Humidity (%RH):		

General Notes: Heating Type: Radiant Panels with TRV Remote Head Adj. Cooling: Comfort Cooled Fresh Air

LIGHTING		
Service Illumination (Lux):	300	@ Desk 750 - 850 AFFL
Service Illumination Night (Lux):		Not Applicable
Local Illumination (Lux):		None
Colour Rendering Required:	Y	Colour rendering characteristics (Ra):80
Standby Lighting Grade:	A	Lighting of the level and quality equal or nearly equal to that provided by normal lighting

General Notes: Control: Switch

NOISE		
Privacy Factor Required (dB):		
Mechanical Services (NR):	40	Intrusive Noise: SHTM 08-01 noise intrusion from external noise sources is not given in NR values but instead in LAeq,1hr and LAmax,f.
Intrusive Noise (NR Leq):		50:daytime (LAeq,1hr)
***Acceptable Sound Level [L10dB(A)]:**		
***Speech Privacy Required:**	Y	
***Quality Which Cannot Be Tolerated:**		
(* alternative format)		

General Notes: Refer to HLM 252 series of drawings for partition types and Acoustic Report (PCP 4.13)

SAFETY		
Hot Surface Max. Temp (DegC):	43	
Hot Water Max. Temp (DegC):		

General Notes:

FIRE

Enclosure:

Automatic Detection:

Refer to HLM 572 series of drawings and Fire Strategy Report (PCP 4.12)

ADB	Room Design Character	M0251

Project:	11072	RHSC & DCN		
Department:	00	Generic Rooms (Financial Close)		
Room:	M0251	Ward Management Office		
Room Number:	G-A2-078		**Revision Date:**	18/09/2014

Walls:	Refer to HLM 330 series of drawings
Floor:	Refer to HLM 330 series of drawings
Ceiling:	Refer to HLM 332 series of drawings
Doorsets:	Refer to HLM 322 series of drawings for location / type.
Windows:	Clear, solar control (East, South, West facing), privacy control
Internal Glazing:	Refer to HLM 322 series for door and screen types.
Hatch:	N/A

Notes:

ADB	Schedule of Components by Room	M0251

Project: 11072 RHSC & DCN
Department: A2 Paediatric Acute Receiving Unit - 34 Beds
Room: M0251 Ward Management Office
Room Number: G-A2-078 **Revision Date:** 09/09/2014

Quantity					Alt. Code	Grp
New	Trans	Total	Code	Description		
1		1	BIN2504	BIN; confidential waste		3
2		2	BOA2501	BOARD; combined magnetic display/whiteboard; dry-wipe; with pen holder; wall mounted; 900H 600W		1
1		1	CAB2503	CABINET; filing; 4 drawer; lockable; 1320H 465W 620D		3
1		1	CHA002	CHAIR; height adjustable; medium back; swivel; 5 star base; on castors		3
2		2	CHA017	CHAIR; upright; upholstered; stacking		3
1		1	CLO003	CLOCK synchronous with second sweep hand, wall mounted		1
1		1	COM033	COMPUTER KEYBOARD		3
1		1	COM038	COMPUTER PRINTER, laser, A4, 250H 380W 385D		3
1		1	COM1000	COMPUTER MONITOR; TFT; Sunray digital flat panel display; desk top		3
1		1	DES022	DESK; cantilever; single pedestal 3 drawer; cable management; modesty panel; 1600W 800D		3
1		1	DRA056	DRAWER UNIT, 2 drawer, lockable, on castors, 600H 410W 600D		3
3		3	HOO020	HOOK, single, large, wall mounted		1
1		1	OUT005	SOCKET outlet, switched, 13amp, single		1
4		4	OUT010	SOCKET outlet, switched, 13amp, twin		1
4		4	OUT131	SOCKET outlet double data/voice; wall/trunking mounted.		1
1		1	SWC025	SWITCH, light		1
1		1	TEL1000	TELEPHONE; handset.		3
1		1	TRU1000	TRUNKING; Power and Data trunking; length as drawn.		1

ADB	Room Data Sheet	Y0646

Project:	11072	RHSC & DCN		
Department:	00	Generic Rooms (Financial Close)		
Room:	Y0646	Disposal hold		
Room Number:	G-A2-082		**Revision Date:**	18/09/2014

Activities:	1) Holding domestic, clinical and recyclable waste for disposal or reprocessing			
Personnel:	1 x staff Intermittent use			
Planning Relationships:	Adjacent to main circulation route.			
Space Data:	**Area (m²):**		**Height (mm):**	2,700
	Refer to HLM-SZ-SL-SH-200-001 for room areas.			

Notes:

Refer to ME 571 series of drawings for access control (PCP 4.17)

Refer to HLM-SZ-00-PL-331-001 Anti-ligature Strategy for anti-ligature provision

ADB	Room Environmental Data	Y0646

Project:	11072	RHSC & DCN
Department:	00	Generic Rooms (Financial Close)
Room:	Y0646	Disposal hold
Room Number:	G-A2-082	**Revision Date:** 18/09/2014

AIR	Requirements	Notes
Winter Temperature (DegC):		Permissible space temperature range (dry bulb) (degC) : 18 - 28
Summer Temperature (DegC):		
Mechanical Ventilation (Supply ac/hr):	6.0	Ventilation Type: Central Dirty Extract
Mechanical Ventilation (Extract ac/hr):	10.0	
Pressure Relative to Adjoining Space:	Negative	
Filtration (%DSE and % Arrestance):	/	None
Humidity (%RH):		

General Notes: Heating: Adjacent Space Transfer Air. Cooling: None

LIGHTING		
Service Illumination (Lux):	100	@ Floor
Service Illumination Night (Lux):		Not Applicable
Local Illumination (Lux):		None
Colour Rendering Required:	Y	Colour rendering characteristics (Ra):80
Standby Lighting Grade:	A	Lighting of the level and quality equal or nearly equal to that provided by normal lighting

General Notes: Control: Presence Detection

NOISE		
Privacy Factor Required (dB):		
Mechanical Services (NR):	40	Intrusive Noise: SHTM 08-01 noise intrusion from external noise sources is not given in NR values but instead in LAeq,1hr and LAmax,f.
Intrusive Noise (NR Leq):		Not Applicable
***Acceptable Sound Level [L10dB(A)]:**		
***Speech Privacy Required:**	N	
***Quality Which Cannot Be Tolerated:**		
(* alternative format)		

General Notes: Refer to HLM 252 series of drawings for partition types and Acoustic Report (PCP 4.13)

SAFETY		
Hot Surface Max. Temp (DegC):	43	
Hot Water Max. Temp (DegC):		

General Notes:

FIRE

Enclosure:

Automatic Detection:

Refer to HLM 572 series of drawings and Fire Strategy Report (PCP 4.12)

ADB	Room Design Character	Y0646

Project:	11072	RHSC & DCN
Department:	00	Generic Rooms (Financial Close)
Room:	Y0646	Disposal hold
Room Number:	G-A2-082	**Revision Date:** 18/09/2014

Walls:	Refer to HLM 330 series of drawings
Floor:	Refer to HLM 330 series of drawings
Ceiling:	Refer to HLM 332 series of drawings
Doorsets:	Refer to HLM 322 series of drawings for location / type.
Windows:	N/A
Internal Glazing:	N/A
Hatch:	N/A

Notes:

ADB	Schedule of Components by Room	Y0646

Project: 11072 RHSC & DCN
Department: A2 Paediatric Acute Receiving Unit - 34 Beds
Room: Y0646 Disposal Hold
Room Number: G-A2-082 **Revision Date:** 09/09/2014

Quantity					Alt. Code	Grp
New	Trans	Total	Code	Description		
1		1	BIN037	BIN wheelie, 770 litre, 1360H1360W 800D		3
1		1	BIN950	BIN, wheelie, 360L		3
1		1	BIN951	BIN, wheelie, 240L		3
1		1	OUT030	SOCKET, outlet switched, 13amp single, splash proof.		1
1		1	PLA002	PLATFORM; step-stand; stackable; portable; 130H 480W 330D		3
1		1	SWC025	SWITCH, light		1
1		1	TRO900	TROLLEY; linen cage		3

ADB	Room Data Sheet	M0724

Project:	11072	RHSC & DCN		
Department:	00	Generic Rooms (Financial Close)		
Room:	M0724	Interview room		
Room Number:	G-A2-083		**Revision Date:**	18/09/2014

Activities:	1) Discussions and interviews 2) Use of Telephone 3) Use of laptop computer(s) 4) Provision of information to patients, carers and visitors			
Personnel:	1 x patient 1 x staff 2 x escorts/visitors			
Planning Relationships:				
Space Data:	**Area (m²):**		**Height (mm):**	2,400
	Refer to HLM-SZ-SL-SH-200-001 for room areas.			

Notes:

Refer to ME 571 series of drawings for access control (PCP 4.17)

Refer to HLM-SZ-00-PL-331-001 Anti-ligature Strategy for anti-ligature provision

ADB	Room Environmental Data	M0724

Project:	11072	RHSC & DCN		
Department:	00	Generic Rooms (Financial Close)		
Room:	M0724	Interview room		
Room Number:	G-A2-083		**Revision Date:**	18/09/2014

AIR	**Requirements**	**Notes**
Winter Temperature (DegC):		Permissible space temperature range (dry bulb) (degC) : 18 - 25
Summer Temperature (DegC):		
Mechanical Ventilation (Supply ac/hr):		Ventilation Type: Central Supply and Extract
Mechanical Ventilation (Extract ac/hr):		10 litres a person per second
Pressure Relative to Adjoining Space:	Balanced	
Filtration (%DSE and % Arrestance):	/	G4 - minimum
Humidity (%RH):		

General Notes: Heating Type: Radiant Panels with TRV Remote Head Adj. Cooling: Ceiling Cassette - Chilled Water

LIGHTING		
Service Illumination (Lux):	300	@ Desk 750 - 850 AFFL
Service Illumination Night (Lux):		Not Applicable
Local Illumination (Lux):		None
Colour Rendering Required:	Y	Colour rendering characteristics (Ra):80
Standby Lighting Grade:	A	Lighting of the level and quality equal or nearly equal to that provided by normal lighting

General Notes: Control: Switch

NOISE		
Privacy Factor Required (dB):		
Mechanical Services (NR):	35	Intrusive Noise:
Intrusive Noise (NR Leq):		SHTM 08-01 noise intrusion from external noise sources is not given in NR values but instead in LAeq,1hr and LAmax,f.
		40:daytime (LAeq,1hr)
***Acceptable Sound Level [L10dB(A)]:**		
***Speech Privacy Required:**	Y	
***Quality Which Cannot Be Tolerated:**		
(* alternative format)		

General Notes: Refer to HLM 252 series of drawings for partition types and Acoustic Report (PCP 4.13)

SAFETY		
Hot Surface Max. Temp (DegC):	43	
Hot Water Max. Temp (DegC):		

General Notes:

FIRE

Enclosure:

Automatic Detection:

Refer to HLM 572 series of drawings and Fire Strategy Report (PCP 4.12)

ADB	Room Design Character	M0724

Project:	11072	RHSC & DCN		
Department:	00	Generic Rooms (Financial Close)		
Room:	M0724	Interview room		
Room Number:	G-A2-083		**Revision Date:**	18/09/2014

Walls:	Refer to HLM 330 series of drawings
Floor:	Refer to HLM 330 series of drawings
Ceiling:	Refer to HLM 332 series of drawings
Doorsets:	Refer to HLM 322 series of drawings for location / type.
Windows:	Clear, solar control (East, South, West facing), privacy control
Internal Glazing:	Refer to HLM 322 series for door and screen types.
Hatch:	N/A

Notes:

ADB	Schedule of Components by Room	M0724

Project: 11072 RHSC & DCN
Department: A2 Paediatric Acute Receiving Unit - 34 Beds
Room: M0724 Patient Interview Room
Room Number: G-A2-083 **Revision Date:** 09/09/2014

Quantity					Alt. Code	Grp
New	Trans	Total	Code	Description		
1		1	ALA001	PUSH BUTTON, security alarm		1
2		2	CHA005	CHAIR; easy; low back; upholstered		3
2		2	CHA017	CHAIR; upright; upholstered; stacking		3
1		1	CHA079	UNIT CHAIR/SETTEE; 2 seater; easy; with arms; fully upholstered		3
3		3	HOO024	HOOK; hat and coat; 1.		1
1		1	OUT005	SOCKET outlet, switched, 13amp, single		1
1		1	OUT010	SOCKET outlet, switched, 13amp, twin		1
1		1	OUT131	SOCKET outlet double data/voice; wall/trunking mounted.		1
1		1	OUT215	SOCKET outlet, telephone		1
1		1	SIG2500	SIGN; vacant/engaged; wall mounted.		1
1		1	SWC034	SWITCH, dimmer, modulating		1
1		1	TAB056	TABLE; occasional; round; 415H 610mm dia.		3
1		1	TEL2500	TELEPHONE; handset, wall mounted.		2

ADB	Room Data Sheet	P0627

Project:	11072	RHSC & DCN		
Department:	00	Generic Rooms (Financial Close)		
Room:	P0627	Pantry		
Room Number:	G-F1-057		**Revision Date:**	18/09/2014

Activities:	1) Use of Microwave oven 2) Storage of small amounts of dry goods in cupboard(s) 3) Storage of refrigerated provisions 4) Holding/storing trays, crockery and cutlery 5) Crockery and cutlery are washed mechanically 6) Disposal of waste and contaminated materials 7) Hand-rinsing 8) Preparation of beverages, meals and snacks			
Personnel:	1 staff Intermittent use			
Planning Relationships:	Close to in-patient beds and ward dining room, if provided.			
Space Data:	**Area (m²):**		**Height (mm):**	2,400
	Refer to HLM-SZ-SL-SH-200-001 for room areas.			

Notes:

Refer to ME 571 series of drawings for access control (PCP 4.17)

Refer to HLM-SZ-00-PL-331-001 Anti-ligature Strategy for anti-ligature provision

ADB	Room Environmental Data	P0627

Project:	11072	RHSC & DCN		
Department:	00	Generic Rooms (Financial Close)		
Room:	P0627	Pantry		
Room Number:	G-F1-057		**Revision Date:**	18/09/2014

AIR	**Requirements**	**Notes**
Winter Temperature (DegC):		Permissible space temperature range (dry bulb) (degC) : 18 - 28
Summer Temperature (DegC):		
Mechanical Ventilation (Supply ac/hr):	6.0	Ventilation Type: Central Supply and Extract
Mechanical Ventilation (Extract ac/hr):	8.0	
Pressure Relative to Adjoining Space:	Negative	
Filtration (%DSE and % Arrestance):	/	G4 - minimum
Humidity (%RH):		

General Notes: Heating Type: Radiant Panels with TRV Remote Head Adj. Cooling: Comfort Cooled Fresh Air

LIGHTING		
Service Illumination (Lux):	300	@ Floor
Service Illumination Night (Lux):		Not Applicable
Local Illumination (Lux):		None
Colour Rendering Required:	Y	Colour rendering characteristics (Ra):80
Standby Lighting Grade:	A	Lighting of the level and quality equal or nearly equal to that provided by normal lighting

General Notes: Control: Switch

NOISE		
Privacy Factor Required (dB):		
Mechanical Services (NR):	40	Intrusive Noise: SHTM 08-01 noise intrusion from external noise sources is not given in NR values but instead in LAeq,1hr and LAmax,f.
Intrusive Noise (NR Leq):		50:daytime (LAeq,1hr)
***Acceptable Sound Level [L10dB(A)]:**		
***Speech Privacy Required:**	N	
***Quality Which Cannot Be Tolerated:**		
(* alternative format)		

General Notes: Refer to HLM 252 series of drawings for partition types and Acoustic Report (PCP 4.13)

SAFETY		
Hot Surface Max. Temp (DegC):	43	
Hot Water Max. Temp (DegC):	41	

General Notes: Maximum cold water discharge temperature (degC): 20

FIRE

Enclosure:

Automatic Detection:

Refer to HLM 572 series of drawings and Fire Strategy Report (PCP 4.12)

ADB	Room Design Character	P0627

Project:	11072	RHSC & DCN		
Department:	00	Generic Rooms (Financial Close)		
Room:	P0627	Pantry		
Room Number:	G-F1-057		**Revision Date:**	18/09/2014

Walls:	Refer to HLM 330 series of drawings
Floor:	Refer to HLM 330 series of drawings
Ceiling:	Refer to HLM 332 series of drawings
Doorsets:	Refer to HLM 322 series of drawings for location / type.
Windows:	N/A
Internal Glazing:	Refer to HLM 322 series for door and screen types.
Hatch:	N/A

Notes:

ADB	Schedule of Components by Room	P0627

Project: 11072 RHSC & DCN
Department: F1 Child & Adolescent Mental Health Services - 12 Beds
Room: P0627 Pantry
Room Number: G-F1-057 **Revision Date:** 09/09/2014

Quantity					Alt. Code	Grp
New	Trans	Total	Code	Description		
1		1	BAS015	BASIN; small; stainless steel; apron front; 1 tap hole; 500W 400D		1
1		1	BOA034	BOARD; marker; whiteboard; dry-wipe; with pen holder; wall mounted; 600H 900W.		1
1		1	CUP2501	CUPBOARD; base unit; LH door; lockable; 500mm.		1
2		2	CUP2507	CUPBOARD; base unit; 4 drawer; lockable; 500mm.		1
1		1	CUP2509	CUPBOARD; base unit; LH door; lockable; 600mm.		1
2		2	CUP2525	CUPBOARD; wall unit; LH door; 600h; lockable; 600mm.		1
1		1	CUP2526	CUPBOARD; wall unit; RH door; 600h; lockable; 600mm.		1
1		1	DIS007	DISPENSER, paper towel roll, wall mounted		2
1		1	DIS013	DISPENSER, paper towel, wall mounted		2
1		1	DIS030	DISPENSER, soap, disposable single cartridge, lever action, wall mounted		2
1		1	DIS2500	DISPENSER; danicentre; combined glove/apron.		2
1		1	HOL005	HOLDER; bin; medium; capacity 70 litres; freestanding.		3
2		2	OUT005	SOCKET outlet, switched, 13amp, single		1
4		4	OUT010	SOCKET outlet, switched, 13amp, twin		1
3		3	OUT052	CONNECTION UNIT, switched, 13 amp		1
3		3	OUT315	OUTLET, drinking water for equipment		1
1		1	OVE015	OVEN; microwave; super heavy duty; 1850watt; capacity 26 litres; stainless steel; 370H 465W 615D		3
1		1	REF120	REFRIGERATOR, capacity 160 litre refrigerator, 1650H 550W 610D		3
1		1	SNS1003L	SINKTOP; inset; single bowl and drainer; stainless steel; left hand drainer.		1
1		1	SWC025	SWITCH, light		1
1		1	TAP1000	TAP; hospital pattern; bib; integral thermostatic mixer; single lever with fixed horizontal nozzle. HTM64 TBH2a.		1
1		1	TAP2501	Tap; deck mounted mixer tap		1
1		1	TAP900	Hydro tap, provision of boiling and chilled filtered water, push button activated, complete with drain and underbench filtration unit		1
1		1	TOA2501	TOASTER; automatic; electric; 4 slices		3
1		1	WAS100	WASTE, unslotted flush-grated, metal, 1.1/4 in		1
1		1	WAS102	WASTE, unslotted flush-grated, metal, 1.1/2 in		1
1		1	WAS107	TRAP, bottle, 1.1/4 in, plastic resealing		1
1		1	WAS108	TRAP, bottle, 1.1/2 in, plastic resealing		1
1		1	WAS2500	DISHWASHER; under bench; high temperature; 2 drawer		2
1		1	WKT1003H	WORKTOP; 920 high 600 deep 40mm thick; with 50mm upstand; length as drawn.		1

ADB	Room Data Sheet	V0922

Project:	11072	RHSC & DCN		
Department:	00	Generic Rooms (Financial Close)		
Room:	V0922	WC: Accessible		
Room Number:	G-M1-005		**Revision Date:**	18/09/2014

Activities:	1) Independent use of wheelchair accessible toilet and adjacent hand-rinse basin 2) Use of call systems			
Personnel:	1 x patient 1 x escort Intermittent use			
Planning Relationships:				
Space Data:	**Area (m²):**		**Height (mm):**	2,400
	Refer to HLM-SZ-SL-SH-200-001 for room areas.			

Notes:

Refer to ME 571 series of drawings for access control (PCP 4.17)

Refer to HLM-SZ-00-PL-331-001 Anti-ligature Strategy for anti-ligature provision

ADB	Room Environmental Data	V0922

Project:	11072	RHSC & DCN		
Department:	00	Generic Rooms (Financial Close)		
Room:	V0922	WC: Accessible		
Room Number:	G-M1-005		**Revision Date:**	18/09/2014

AIR	Requirements	Notes
Winter Temperature (DegC):		Permissible space temperature range (dry bulb) (degC) : 18 - 28
Summer Temperature (DegC):		
Mechanical Ventilation (Supply ac/hr):		Ventilation Type: Central Dirty Extract
Mechanical Ventilation (Extract ac/hr):	10.0	
Pressure Relative to Adjoining Space:	Negative	
Filtration (%DSE and % Arrestance):	/	None
Humidity (%RH):		

General Notes: Heating: Adjacent Space Transfer Air. Cooling: None

LIGHTING		
Service Illumination (Lux):	200	@ Floor
Service Illumination Night (Lux):		Not Applicable
Local Illumination (Lux):		None
Colour Rendering Required:	Y	Colour rendering characteristics (Ra):80
Standby Lighting Grade:	A	Lighting of the level and quality equal or nearly equal to that provided by normal lighting

General Notes: Control: Presence Detection

NOISE		
Privacy Factor Required (dB):		
Mechanical Services (NR):	45	Intrusive Noise: SHTM 08-01 noise intrusion from external noise sources is not given in NR values but instead in LAeq,1hr and LAmax,f.
Intrusive Noise (NR Leq):		55:daytime (LAeq,1hr)
***Acceptable Sound Level [L10dB(A)]:**		
***Speech Privacy Required:**	N	
***Quality Which Cannot Be Tolerated:**		
(* alternative format)		

General Notes: Refer to HLM 252 series of drawings for partition types and Acoustic Report (PCP 4.13)

SAFETY		
Hot Surface Max. Temp (DegC):	43	
Hot Water Max. Temp (DegC):	41	

General Notes: Maximum cold water discharge temperature (degC): 20

FIRE

Enclosure:

Automatic Detection:

Refer to HLM 572 series of drawings and Fire Strategy Report (PCP 4.12)

ADB	Room Design Character	V0922

Project:	11072	RHSC & DCN
Department:	00	Generic Rooms (Financial Close)
Room:	V0922	WC: Accessible
Room Number:	G-M1-005	**Revision Date:** 18/09/2014

Walls:	Refer to HLM 330 series of drawings
Floor:	Refer to HLM 330 series of drawings
Ceiling:	Refer to HLM 332 series of drawings
Doorsets:	Refer to HLM 322 series of drawings for location / type.
Windows:	N/A
Internal Glazing:	N/A
Hatch:	N/A

Notes:

ADB	Schedule of Components by Room	V0922

Project: 11072 RHSC & DCN
Department: M1 DCN Outpatients
Room: V0922 WC - Wheelchair accessible
Room Number: G-M1-005 **Revision Date:** 09/09/2014

Quantity					Alt. Code	Grp
New	Trans	Total	Code	Description		
1		1	BAS105	BASIN; small; general pattern; vitreous china; 1 tap hole centred on basin; no overflow; bottom outlet; 400W 300D; HTM64LBGS		1
1		1	BIN2501	BIN; sanitary disposal		3
1		1	CAL005	CEILING, PULL CORD, patient/staff call.		1
1		1	CIS005	CISTERN, concealed, low level, reversible, 7.5 litres, 300H 500W 150D		1
1		1	CLE924	Toilet Brush and Holder		3
1		1	DIS013	DISPENSER, paper towel, wall mounted		2
1		1	DIS015	DISPENSER, toilet paper, dispense individual sheets, wall mounted		2
1		1	DIS024	DISPENSER, soap, wall mounted		2
1		1	HOL005	HOLDER; bin; medium; capacity 70 litres; freestanding.		3
2		2	HOO019	HOOK, single, small, wall mounted		1
1		1	MIR2500	MIRROR; wall mounted; 1600H 400W unbreakable.		1
3		3	RAI048	RAIL, grab, vertical, wall mounted, 600mm		1
1		1	RAI161	RAIL, grab, horizontal, wall mounted, 600mm		1
1		1	RAI175	RAIL; grab; hinged; wall mounted; 750mm.		1
1		1	SWC025	SWITCH, light		1
1		1	TAP289	TAP, monobloc, pillar mixer, integral thermostatic, short lever		1
1		1	WAS100	WASTE, unslotted flush-grated, metal, 1.1/4 in		1
1		1	WAS1000	TRAP; concealed waste; for back outlet basins.		1
1		1	WCH006	WC with seat, 700mm projection, wall hung, hospital pattern, rimless pan, vitreous china.		1

ADB	Room Data Sheet	Y1510

Project:	11072	RHSC & DCN		
Department:	00	Generic Rooms (Financial Close)		
Room:	Y1510	DSR		
Room Number:	G-M1-050		**Revision Date:**	18/09/2014

Activities:	1) Disposal of liquid waste 2) Filling and emptying cleaning equipment and containers 3) Holding/storing cleaning equipment 4) Hand-rinsing 5) Use of sink			
Personnel:	1 x staff Intermittent use			
Planning Relationships:	Close to areas served.			
Space Data:	**Area (m²):**		**Height (mm):**	2,400
	Refer to HLM-SZ-SL-SH-200-001 for room areas.			

Notes:

Refer to ME 571 series of drawings for access control (PCP 4.17)

Refer to HLM-SZ-00-PL-331-001 Anti-ligature Strategy for anti-ligature provision

ADB	Room Environmental Data	Y1510

Project:	11072	RHSC & DCN
Department:	00	Generic Rooms (Financial Close)
Room:	Y1510	DSR
Room Number:	G-M1-050	**Revision Date:** 18/09/2014

AIR	Requirements	Notes
Winter Temperature (DegC):		Permissible space temperature range (dry bulb) (degC) : 18 - 28
Summer Temperature (DegC):		
Mechanical Ventilation (Supply ac/hr):		Ventilation Type: Central Dirty Extract
Mechanical Ventilation (Extract ac/hr):	10.0	
Pressure Relative to Adjoining Space:	Negative	
Filtration (%DSE and % Arrestance):	/	None
Humidity (%RH):		

General Notes: Heating: Adjacent Space Transfer Air. Cooling: None

LIGHTING		
Service Illumination (Lux):	100	@ Floor
Service Illumination Night (Lux):		Not Applicable
Local Illumination (Lux):		None
Colour Rendering Required:	Y	Colour rendering characteristics (Ra):80
Standby Lighting Grade:	A	Lighting of the level and quality equal or nearly equal to that provided by normal lighting

General Notes: Control: Presence Detection

NOISE		
Privacy Factor Required (dB):		
Mechanical Services (NR):	40	Intrusive Noise: SHTM 08-01 noise intrusion from external noise sources is not given in NR values but instead in LAeq,1hr and LAmax,f.
Intrusive Noise (NR Leq):		Not Applicable
***Acceptable Sound Level [L10dB(A)]:**		
***Speech Privacy Required:**	N	
***Quality Which Cannot Be Tolerated:**		
(* alternative format)		

General Notes: Refer to HLM 252 series of drawings for partition types and Acoustic Report (PCP 4.13)

SAFETY		
Hot Surface Max. Temp (DegC):	43	
Hot Water Max. Temp (DegC):	60	

General Notes: Maximum cold water discharge temperature (degC): 20

FIRE

Enclosure:

Automatic Detection: Smoke

Refer to HLM 572 series of drawings and Fire Strategy Report (PCP 4.12)

ADB	Room Design Character	Y1510

Project:	11072	RHSC & DCN		
Department:	00	Generic Rooms (Financial Close)		
Room:	Y1510	DSR		
Room Number:	G-M1-050		**Revision Date:**	18/09/2014

Walls:	Refer to HLM 330 series of drawings
Floor:	Refer to HLM 330 series of drawings
Ceiling:	Refer to HLM 332 series of drawings
Doorsets:	Refer to HLM 322 series of drawings for location / type.
Windows:	N/A
Internal Glazing:	N/A
Hatch:	N/A

Notes:

ADB	Schedule of Components by Room	Y1510

Project: 11072 RHSC & DCN
Department: M1 DCN Outpatients
Room: Y1510 DSR
Room Number: G-M1-050 **Revision Date:** 09/09/2014

Quantity					Alt. Code	Grp
New	Trans	Total	Code	Description		
1		1	BAS101	BASIN, medium, hospital pattern, vitreous china, no tap holes, no overflow, intefral back outlet, 500W 400D		1
4		4	BUC004	Bucket; plastic hand pails		3
1		1	CIS004	CISTERN disposal unit; concealed; reversible. To suit disposal unit HTM64.		1
1		1	CLE008	SCRUBBING/POLISHING MACHINE, single brush, 110v machine		3
1		1	CLE018	CLEANER VACUUM, dry suction, tub, with accessories, filtered air exhaust		3
1		1	CLE900	CLEANER VACUUM; Vacumat; 22T; Taski-Johnson Diversey		3
2		2	CLE901	MOPS; box		3
1		1	CLE904	Fleece poles		3
1		1	CLE905	High dusters		3
1		1	CLE909	HS Pad drive		3
1		1	CLE910	Scrubbing brush 17		3
1		1	CLE911	Water tank		3
1		1	CLE912	Strainer		3
1		1	CLE913	Mop frame		3
1		1	CLE914	Mop handle		3
1		1	CLE916	DUST PAN		3
1		1	CLE917	SQUEEGEE SWEEPER		3
1		1	CLE922	FREEDOM HANDLE		3
1		1	CLE923	Doodle bug hand scrubber		3
1		1	CLE929	Wands (Dusting)		3
1		1	CLE930	Wands Sleeves		3
1		1	CLE931	Interchange Handles		3
2		2	CLI017	CLIP; spring; 32mm dia. 3; mounted on a wooden batten; wall mounted.		1
6		6	CON061	CONE, warning, 'wet floor'		3
1		1	CUP2517	CUPBOARD; base unit; 2 door; lockable; 1200mm.		1
1		1	CUP263	CUPBOARD; 2 shelves; lockable; wall mounted; 600H 1200W 300D.		1
1		1	DIS013	DISPENSER, paper towel, wall mounted		2
1		1	DIS030	DISPENSER, soap, disposable single cartridge, lever action, wall mounted		2
1		1	DIS2500	DISPENSER; danicentre; combined glove/apron.		2
1		1	DSU013	DISPOSAL UNIT, hopper with flushing rim, 110mm outlet, no tap holes no overflow, back inlet, stainless steel, 900H 600W 600D		1
1		1	HOL005	HOLDER; bin; medium; capacity 70 litres; freestanding.		3
6		6	HOO020	HOOK, single, large, wall mounted		1
1		1	LAD002	LADDER; 3 tread; platform type 750mm height; folding		3
2		2	LOC012	LOCKER; wall mounted; 340H 300W 300D.		1
1		1	OUT005	SOCKET outlet, switched, 13amp, single		1
1		1	OUT010	SOCKET outlet, switched, 13amp, twin		1
2		2	SHE1002	SHELF; 300mm deep; length as drawn.		1
1		1	SWC025	SWITCH, light		1
2		2	TAP809	TAP, bib, lever, hospital pattern, pair hot and cold, 1/2 in.		1
1		1	TAP894	TAP bib; hospital pattern; integral thermostatic mixer; HTM64		1
1		1	TRO068	TROLLEY, cleaners, mop bucket, 3 shelves tray and waste sack holder, 980H 1170W 550D		3

ADB	Schedule of Components by Room	Y1510

Project: 11072 RHSC & DCN
Department: M1 DCN Outpatients
Room: Y1510 DSR
Room Number: G-M1-050 **Revision Date:** 09/09/2014

Quantity					Alt. Code	Grp
New	Trans	Total	Code	Description		
1		1	WAS100	WASTE, unslotted flush-grated, metal, 1.1/4 in		1
1		1	WAS1000	TRAP; concealed waste; for back outlet basins.		1
1		1	WAS102	WASTE, unslotted flush-grated, metal, 1.1/2 in		1
1		1	WAS105	WASTE DISPOSAL UNIT; sink waste.		1
2		2	WAS108	TRAP, bottle, 1.1/2 in, plastic resealing		1
1		1	WKT300R	WORKTOP; dished; stainless steel; with right hand sink bowl; cantilevered from wall; 1200W 650D; HTM63		1

ADB	Room Data Sheet	H1313-01

Project:	11072	RHSC & DCN		
Department:	00	Generic Rooms (Financial Close)		
Room:	H1313-01	Meeting room: 4 person		
Room Number:	G-Q1-054		**Revision Date:**	18/09/2014

Activities:	1) Meetings and discussions. 2) Use of Multimedia equipment 3) Use of laptop computer(s)			
Personnel:	4 x staff Intermittent use			
Planning Relationships:				
Space Data:	**Area (m²):**		**Height (mm):**	2,400
	Refer to HLM-SZ-SL-SH-200-001 for room areas.			

Notes:

Refer to ME 571 series of drawings for access control (PCP 4.17)

Refer to HLM-SZ-00-PL-331-001 Anti-ligature Strategy for anti-ligature provision

ADB	Room Environmental Data	H1313-01

Project:	11072	RHSC & DCN		
Department:	00	Generic Rooms (Financial Close)		
Room:	H1313-01	Meeting room: 4 person		
Room Number:	G-Q1-054		**Revision Date:**	18/09/2014

AIR	Requirements	Notes
Winter Temperature (DegC):		Permissible space temperature range (dry bulb) (degC) : 18 - 25
Summer Temperature (DegC):		
Mechanical Ventilation (Supply ac/hr):		Ventilation Type: Central Supply and Extract
Mechanical Ventilation (Extract ac/hr):		10 litres a second per person
Pressure Relative to Adjoining Space:	Balanced	
Filtration (%DSE and % Arrestance):	/	G4 - Minimum
Humidity (%RH):		
General Notes:	Heating Type: Radiant Panels with TRV Remote Head Adj. Cooling: Ceiling Cassette - Chilled Water	

LIGHTING		
Service Illumination (Lux):	300	@ Desk 750 - 850 AFFL
Service Illumination Night (Lux):		Not Applicable
Local Illumination (Lux):		None
Colour Rendering Required:	Y	Colour rendering characteristics (Ra):80
Standby Lighting Grade:	A	Lighting of the level and quality equal or nearly equal to that provided by normal lighting
General Notes:	Control: Switch	

NOISE		
Privacy Factor Required (dB):		
Mechanical Services (NR):	35	Intrusive Noise:
Intrusive Noise (NR Leq):		SHTM 08-01 noise intrusion from external noise sources is not given in NR values but instead in LAeq,1hr and LAmax,f.
		40:daytime (LAeq,1hr)
***Acceptable Sound Level [L10dB(A)]:**		
***Speech Privacy Required:**	Y	
***Quality Which Cannot Be Tolerated:**		
(* alternative format)		
General Notes:	Refer to HLM 252 series of drawings for partition types and Acoustic Report (PCP 4.13)	

SAFETY		
Hot Surface Max. Temp (DegC):	43	
Hot Water Max. Temp (DegC):		
General Notes:	Maximum cold water discharge temperature (degC): 20	

FIRE

Enclosure:

Automatic Detection:

Refer to HLM 572 series of drawings and Fire Strategy Report (PCP 4.12)

ADB	Room Design Character	H1313-01

Project:	11072	RHSC & DCN		
Department:	00	Generic Rooms (Financial Close)		
Room:	H1313-01	Meeting room: 4 person		
Room Number:	G-Q1-054		**Revision Date:**	18/09/2014

Walls:	Refer to HLM 330 series of drawings
Floor:	Refer to HLM 330 series of drawings
Ceiling:	Refer to HLM 332 series of drawings
Doorsets:	Refer to HLM 322 series of drawings for location / type.
Windows:	Clear, solar control (East, South, West facing), privacy control
Internal Glazing:	Refer to HLM 322 series for door and screen types.
Hatch:	N/A

Notes:

ADB	Schedule of Components by Room	H1313-01

Project: 11072 RHSC & DCN
Department: Q1 Radiology
Room: H1313-01 Meeting Room - 4 person
Room Number: G-Q1-054
Revision Date: 09/09/2014

Quantity					Alt. Code	Grp
New	Trans	Total	Code	Description		
1		1	BOA006	BOARD; marker; whiteboard; dry-wipe; with pen holder; wall mounted; 1200H 1800W.		1
1		1	BOA022	BOARD; display/notice; magnetic; wall mounted; 900H 600W.		1
4		4	CHA018	CHAIR; upright; with arms; upholstered; stacking		3
1		1	CLO003	CLOCK synchronous with second sweep hand, wall mounted		1
1		1	COM033	COMPUTER KEYBOARD		3
1		1	COM1000	COMPUTER MONITOR; TFT; Sunray digital flat panel display; desk top		3
1		1	COM2509	INTERCOM two way communication system; wall mounted (flush).		1
1		1	OUT005	SOCKET outlet, switched, 13amp, single		1
3		3	OUT010	SOCKET outlet, switched, 13amp, twin		1
2		2	OUT131	SOCKET outlet double data/voice; wall/trunking mounted.		1
1		1	OUT210	SOCKET outlet two-way communication system (intercom), wall mounted		1
1		1	SWC031	SWITCH; light; dimmer to M&E design.		1
1		1	TAB002	TABLE; 650H 1200W 600D		3
1		1	TEL1000	TELEPHONE; handset.		3
1		1	TRU1000	TRUNKING; Power and Data trunking; length as drawn.		1

ADB	Room Data Sheet	H1313-02

Project:	11072	RHSC & DCN		
Department:	00	Generic Rooms (Financial Close)		
Room:	H1313-02	Meeting room: 6 person		
Room Number:	G-Q1-055		**Revision Date:**	18/09/2014

Activities:	1) Meetings and discussions. 2) Use of Multimedia equipment 3) Use of laptop computer(s)			
Personnel:	6 x staff Intermittent use			
Planning Relationships:				
Space Data:	**Area (m²):**		**Height (mm):**	2,700
	Refer to HLM-SZ-SL-SH-200-001 for room areas.			

Notes:

Refer to ME 571 series of drawings for access control (PCP 4.17)

Refer to HLM-SZ-00-PL-331-001 Anti-ligature Strategy for anti-ligature provision

ADB	Room Environmental Data	H1313-02

Project:	11072	RHSC & DCN		
Department:	00	Generic Rooms (Financial Close)		
Room:	H1313-02	Meeting room: 6 person		
Room Number:	G-Q1-055		**Revision Date:**	18/09/2014

AIR	Requirements	Notes
Winter Temperature (DegC):		Permissible space temperature range (dry bulb) (degC) : 18 - 25
Summer Temperature (DegC):		
Mechanical Ventilation (Supply ac/hr):		Ventilation Type: Central Supply and Extract
Mechanical Ventilation (Extract ac/hr):		10 litres a second per person
Pressure Relative to Adjoining Space:	Balanced	
Filtration (%DSE and % Arrestance):	/	G4 - minimum
Humidity (%RH):		

General Notes: Heating Type: Radiant Panels with TRV Remote Head Adj. Cooling: Ceiling Cassette - Chilled Water

LIGHTING		
Service Illumination (Lux):	300	@ Desk 750 - 850 AFFL
Service Illumination Night (Lux):		Not Applicable
Local Illumination (Lux):		None
Colour Rendering Required:	Y	Colour rendering characteristics (Ra):80
Standby Lighting Grade:	A	Lighting of the level and quality equal or nearly equal to that provided by normal lighting

General Notes: Control: Switch

NOISE		
Privacy Factor Required (dB):		
Mechanical Services (NR):	35	Intrusive Noise:
Intrusive Noise (NR Leq):		SHTM 08-01 noise intrusion from external noise sources is not given in NR values but instead in LAeq,1hr and LAmax,f.
		40:daytime (LAeq,1hr)
***Acceptable Sound Level [L10dB(A)]:**		
***Speech Privacy Required:**	Y	
***Quality Which Cannot Be Tolerated:**		
(* alternative format)		

General Notes: Refer to HLM 252 series of drawings for partition types and Acoustic Report (PCP 4.13)

SAFETY		
Hot Surface Max. Temp (DegC):	43	
Hot Water Max. Temp (DegC):		

General Notes:

FIRE

Enclosure:

Automatic Detection:

Refer to HLM 572 series of drawings and Fire Strategy Report (PCP 4.12)

ADB	Room Design Character	H1313-02

Project:	11072	RHSC & DCN		
Department:	00	Generic Rooms (Financial Close)		
Room:	H1313-02	Meeting room: 6 person		
Room Number:	G-Q1-055		**Revision Date:**	18/09/2014

Walls:	Refer to HLM 330 series of drawings
Floor:	Refer to HLM 330 series of drawings
Ceiling:	Refer to HLM 332 series of drawings
Doorsets:	Refer to HLM 322 series of drawings for location / type.
Windows:	Clear, solar control (East, South, West facing), privacy control
Internal Glazing:	Refer to HLM 322 series for door and screen types.
Hatch:	N/A

Notes:

ADB	Schedule of Components by Room	H1313-02

Project: 11072 RHSC & DCN
Department: Q1 Radiology
Room: H1313-02 Meeting Room - 6 person
Room Number: G-Q1-055
Revision Date: 09/09/2014

Quantity					Alt. Code	Grp
New	Trans	Total	Code	Description		
1		1	BOA006	BOARD; marker; whiteboard; dry-wipe; with pen holder; wall mounted; 1200H 1800W.		1
1		1	BOA022	BOARD; display/notice; magnetic; wall mounted; 900H 600W.		1
6		6	CHA018	CHAIR; upright; with arms; upholstered; stacking		3
1		1	CLO003	CLOCK synchronous with second sweep hand, wall mounted		1
1		1	COM033	COMPUTER KEYBOARD		3
1		1	COM038	COMPUTER PRINTER, laser, A4, 250H 380W 385D		3
1		1	COM1000	COMPUTER MONITOR; TFT; Sunray digital flat panel display; desk top		3
1		1	COM2509	INTERCOM two way communication system; wall mounted (flush).		1
1		1	OUT005	SOCKET outlet, switched, 13amp, single		1
3		3	OUT010	SOCKET outlet, switched, 13amp, twin		1
2		2	OUT131	SOCKET outlet double data/voice; wall/trunking mounted.		1
1		1	OUT210	SOCKET outlet two-way communication system (intercom), wall mounted		1
1		1	SWC031	SWITCH; light; dimmer to M&E design.		1
2		2	TAB122	Table; committee; unit type; 720H 1400W 700D		3
1		1	TEL2500	TELEPHONE; handset, wall mounted.		2
1		1	TRU1000	TRUNKING; Power and Data trunking; length as drawn.		1

ADB	Room Data Sheet	B1609-01

Project:	11072	RHSC & DCN		
Department:	01	Key Rooms (Financial Close)		
Room:	B1609-01	4 beds Low Acuity		
Room Number:	1-B1-031		**Revision Date:**	18/09/2014

Activities:	1) Clinical handwashing 2) Patient records reviewed and recorded 3) Patient examinations and assessment 4) Therapeutic and clinical attention from healthcare staff 5) Use of piped medical gases, vacuum and associated equipment 6) Rest and relaxation			
Personnel:	4 x patients 5 x staff 6 x visitors			
Planning Relationships:				
Space Data:	**Area (m²):**		**Height (mm):**	3,000
	Refer to HLM-SZ-SL-SH-200-001 for room areas.			

Notes:

Refer to ME 571 series of drawings for access control (PCP 4.17)

Refer to HLM-SZ-00-PL-331-001 Anti-ligature Strategy for anti-ligature provision

ADB	Room Environmental Data	B1609-01

Project:	11072	RHSC & DCN		
Department:	01	Key Rooms (Financial Close)		
Room:	B1609-01	4 beds Low Acuity		
Room Number:	1-B1-031		**Revision Date:**	18/09/2014

AIR	Requirements	Notes
Winter Temperature (DegC):		Permissible space temperature range (dry bulb) (degC) : 18 - 25
Summer Temperature (DegC):		
Mechanical Ventilation (Supply ac/hr):	4.0	Ventilation Type: Natural & Central Supply Air
Mechanical Ventilation (Extract ac/hr):		
Pressure Relative to Adjoining Space:	Positive	
Filtration (%DSE and % Arrestance):	/	G4 - minimum
Humidity (%RH):		

General Notes: Heating Type: Radiant Panels with TRV Remote Head Adj. Cooling: Comfort Cooled Fresh Air

LIGHTING		
Service Illumination (Lux):	100	
Service Illumination Night (Lux):	5.0	
Local Illumination (Lux):	300.0	@ Bed/trolley 1450 AFFL
Colour Rendering Required:	Y	Colour rendering characteristics (Ra):80
Standby Lighting Grade:	A	Lighting of the level and quality equal or nearly equal to that provided by normal lighting

General Notes: Control: Switch/ Dimmer

NOISE		
Privacy Factor Required (dB):		
Mechanical Services (NR):	30	Intrusive Noise: SHTM 08-01 noise intrusion from external noise sources is not given in NR values but instead in LAeq,1hr and LAmax,f.
Intrusive Noise (NR Leq):		45:daytime / 35:nightime (LAeq,1hr) and 45:nightime (LAmax,f).
***Acceptable Sound Level [L10dB(A)]:**		
***Speech Privacy Required:**	Y	
***Quality Which Cannot Be Tolerated:**		
(* alternative format)		

General Notes: Refer to HLM 252 series of drawings for partition types and Acoustic Report (PCP 4.13)

SAFETY		
Hot Surface Max. Temp (DegC):	43	
Hot Water Max. Temp (DegC):	41	

General Notes: Maximum cold water discharge temperature (degC): 20

FIRE

Enclosure:

Automatic Detection:

Refer to HLM 572 series of drawings and Fire Strategy Report (PCP 4.12)

ADB	Room Design Character	B1609-01

Project:	11072	RHSC & DCN		
Department:	01	Key Rooms (Financial Close)		
Room:	B1609-01	4 beds Low Acuity		
Room Number:	1-B1-031		**Revision Date:**	18/09/2014

Walls:	Refer to HLM 330 series of drawings
Floor:	Refer to HLM 330 series of drawings
Ceiling:	Refer to HLM 332 series of drawings
Doorsets:	Refer to HLM 322 series of drawings for location / type.
Windows:	Clear, solar control (East, South, West facing), privacy control
Internal Glazing:	Refer to HLM 322 series for door and screen types.
Hatch:	N/A

Notes:

ADB	Schedule of Components by Room	B1609-01

Project: 11072 RHSC & DCN
Department: B1 PICU and HDU's - 24 Beds
Room: B1609-01 Open Plan Bay (4 beds)
Room Number: 1-B1-031
Revision Date: 09/09/2014

Quantity					Alt. Code	Grp
New	Trans	Total	Code	Description		
4		4	BAS101	BASIN, medium, hospital pattern, vitreous china, no tap holes, no overflow, intefral back outlet, 500W 400D		1
2		2	BED003	BED; cot; baby; dropside; standard size		3
2		2	BED016	BED, CCU/ITU, radio translucent rising backrest, two-way tilt, height adjustable (685-860), on castors		3
4		4	BED2501	Mobile bed divider 1600W 1350H		3
4		4	BIN2503	BIN; sharps disposal		3
4		4	CAL047	PUSH BUTTON staff emergency call; reset and integral/adjacent indicator lamp; trunking mounted.		1
4		4	CHA002	CHAIR; height adjustable; medium back; swivel; 5 star base; on castors		3
8		8	CHA2512	CHAIR; upright; with arms; vinyl plastic; stacking		3
1		1	CLO003	CLOCK synchronous with second sweep hand, wall mounted		1
1		1	COM038	COMPUTER PRINTER, laser, A4, 250H 380W 385D		3
4		4	COM904	CIS; CART; with CPU ; screen; keyboard & mouse		3
4		4	CON902	Remote monitor control (cabling integrated into the pendant or WiFi)		3
4		4	DIS013	DISPENSER, paper towel, wall mounted		2
4		4	DIS030	DISPENSER, soap, disposable single cartridge, lever action, wall mounted		2
4		4	DIS2500	DISPENSER; danicentre; combined glove/apron.		2
4		4	DIS2503	DISPENSER; alcohol gel; disposable single cartridge; wall mounted.		2
4		4	DRA900	Drawer for monitoring consumables.		1
2		2	HOI006	HOIST PATIENT; electric; 24V; track ceiling mounted (Length of the track to suit the individual needs).		1
9		9	HOL005	HOLDER; bin; medium; capacity 70 litres; freestanding.		3
8		8	HOO900	Drip hook for water bag required.		1
8		8	HOO901	Integral adjustable drip stand with 6 hanging hooks.		1
4		4	HOO902	Hook for suction support: Upper Medirail mounted.		1
4		4	LIG900	Uplighter, pendant mounted.		1
4		4	LIG901	Small examination light.		1
2		2	MAT006	MATTRESS; ITU/CCU bed; extra care		3
2		2	MAT901	MATTRESS, reliever		3
4		4	MON904	MONITOR; High end multi-functionality for ITU/Theatre/High Acuity		3
4		4	MON909	MONITOR; Transport monitor for ITU/Theatre/High Acuity		3
2		2	OUT004	OUTLET cable, fused, 13 amp, ceiling mounted		1
4		4	OUT005	SOCKET outlet, switched, 13amp, single		1
21		21	OUT010	SOCKET outlet, switched, 13amp, twin		1
192		192	OUT012	SOCKET outlet switched 13amp twin; trunking/pendant mounted.		1
16		16	OUT095	Earth bonding point, pendant mounted.		1
4		4	OUT121	SOCKET outlet; computer data; double.		1
16		16	OUT131	SOCKET outlet double data/voice; wall/trunking mounted.		1
1		1	OUT206	SOCKET outlet television aerial; single; wall mounted.		1
16		16	OUT452	OUTLET; 4 kPa compressed air medical; trunking mounted.		1
16		16	OUT470	OUTLET, oxygen, medical		1
16		16	OUT475	OUTLET, vacuum, medical		1
4		4	OUT480	OUTLET, gas scavenging (AGS), medical		1

ADB	Schedule of Components by Room	B1609-01

Project: 11072 RHSC & DCN
Department: B1 PICU and HDU's - 24 Beds
Room: B1609-01 Open Plan Bay (4 beds)
Room Number: 1-B1-031
Revision Date: 09/09/2014

Quantity					Alt. Code	Grp
New	Trans	Total	Code	Description		
8		8	OUT900	Data Input Box for CIS with 16 input channels (Lantronix): uses 1 plug, 1 data point		3
4		4	PEN1000L	PENDANT; critical care; twin arm; left hand monitor arm, with elbow joints; multi movement.		1
4		4	PEN1000R	PENDANT; critical care; twin arm; right hand monitor arm, with elbow joints; multi movement.		1
4		4	PEN1004	PENDANT; critical care; CIS; single arm with elbow joints; multi movement (to NHSL specification).		1
4		4	PRI015	PRINTER; label; portable		3
8		8	RAI900	Lower Medirail with mounts for suction pressure, suction control unused suction catheters.		1
4		4	RAI901	Monitor module rack pole mounted plus CO2/Press.		1
4		4	RAI903	Shelf and mount for monitor (tilt and swivel of screen required)		1
4		4	RAI904	Integral drip stand for transducers with hooks		1
8		8	SHE900	Shelf for airway consumables		1
4		4	SHE901	Lower height adjustable shelf for small monitors.		1
2		2	SUP2500	SUPPORT LEG; for 920 high worktop		1
1		1	SUP2501	SUPPORT LEG; for 720 high worktop		1
4		4	SUR985	Humidifier: 1 plug, 1 Data (Lantronix) cable		3
4		4	SUR986	Docking station with 7 volumetric pumps: 1 plug, I Data (Lantronix) cable		3
4		4	SUR987	Nebuliser mounted on Medirail : 1 plug		3
8		8	SUR989	Alaris volumetric pumps: 2 plugs		3
4		4	SUR991	Double oxygen flow meter: Upper Medirail mounted		3
4		4	SUR992	Air flow meter: Upper Medirail mounted		3
4		4	SUR993	Airway pressure monitor: Upper Medirail mounted		3
4		4	SUR999	Enteral feed pump		3
1		1	SWC025	SWITCH, light		1
4		4	SWC034	SWITCH, dimmer, modulating		1
4		4	SYR004	SYRINGE pump; anaesthetic use; with diprifusor; 115H 400W 180D		3
4		4	TAP894	TAP bib; hospital pattern; integral thermostatic mixer; HTM64		1
4		4	TEL1000	TELEPHONE; handset.		3
4		4	TRA1003	TRACK; curtain; bed/trolley; length and shape as drawn.		1
4		4	TRO131	TROLLEY, dressing/instrument, stainless steel, buffered, 870H 450W 450D		3
4		4	UPS003	Uninterrupted power supply (UPS).		1
4		4	WAS100	WASTE, unslotted flush-grated, metal, 1.1/4 in		1
4		4	WAS1000	TRAP; concealed waste; for back outlet basins.		1
1		1	WKT1003H	WORKTOP; 920 high 600 deep 40mm thick; with 50mm upstand; length as drawn.		1

ADB	Room Data Sheet	G0510-01

Project:	11072	RHSC & DCN		
Department:	01	Key Rooms (Financial Close)		
Room:	G0510-01	Gowning Lobby: Isolation Room		
Room Number:	1-B1-033		**Revision Date:**	18/09/2014

Activities:	1) Clinical handwashing 2) Dispensing disposable aprons. 3) Dispensing disposable gloves. 4) Disposal of non-clinical waste 5) Donning gown and gloves. 6) Removal and disposal of gown and gloves			
Personnel:	1 x persons			
Planning Relationships:	Direct access to single-bed room.			
Space Data:	**Area (m²):**		**Height (mm):**	2,700
	Refer to HLM-SZ-SL-SH-200-001 for room areas.			

Notes:

Refer to ME 571 series of drawings for access control (PCP 4.17)

Refer to HLM-SZ-00-PL-331-001 Anti-ligature Strategy for anti-ligature provision

ADB	Room Environmental Data	G0510-01

Project:	11072	RHSC & DCN		
Department:	01	Key Rooms (Financial Close)		
Room:	G0510-01	Gowning Lobby: Isolation Room		
Room Number:	1-B1-033		**Revision Date:**	18/09/2014

AIR	Requirements	Notes
Winter Temperature (DegC):		Permissible space temperature range (dry bulb) (degC) : 18 - 25
Summer Temperature (DegC):		
Mechanical Ventilation (Supply ac/hr):	69.0	Ventilation Type: Central Supply HBN4 Dependant
Mechanical Ventilation (Extract ac/hr):		Ventilation Type: HBN4 Dependant
Pressure Relative to Adjoining Space:	Positive	
Filtration (%DSE and % Arrestance):	/	F7 - minimum
Humidity (%RH):		

General Notes: Heating type: Warm Air - Reheat Battery with local / BMS Adjustable Sensor Cooling: Comfort Cooled Fresh Air

LIGHTING		
Service Illumination (Lux):	200	@ Floor
Service Illumination Night (Lux):		Not Applicable
Local Illumination (Lux):		None
Colour Rendering Required:	Y	Colour rendering characteristics (Ra):80
Standby Lighting Grade:	A	Lighting of the level and quality equal or nearly equal to that provided by normal lighting

General Notes: Control: Presence Detection

NOISE		
Privacy Factor Required (dB):		
Mechanical Services (NR):	30	Intrusive Noise: SHTM 08-01 noise intrusion from external noise sources is not given in NR values but instead in LAeq,1hr and LAmax,f.
Intrusive Noise (NR Leq):		40:daytime / 35:nightime (LAeq,1hr) and 45:nightime (LAmax,f).
***Acceptable Sound Level [L10dB(A)]:**		
***Speech Privacy Required:**	Y	
***Quality Which Cannot Be Tolerated:**		
(* alternative format)		

General Notes: Refer to HLM 252 series of drawings for partition types and Acoustic Report (PCP 4.13)

SAFETY	
Hot Surface Max. Temp (DegC):	43
Hot Water Max. Temp (DegC):	41

General Notes: Maximum cold water discharge temperature (degC): 20

FIRE

Enclosure:

Automatic Detection:

Refer to HLM 572 series of drawings and Fire Strategy Report (PCP 4.12)

ADB	Room Design Character	G0510-01

Project:	11072	RHSC & DCN		
Department:	01	Key Rooms (Financial Close)		
Room:	G0510-01	Gowning Lobby: Isolation Room		
Room Number:	1-B1-033		**Revision Date:**	18/09/2014

Walls:	Refer to HLM 330 series of drawings
Floor:	Refer to HLM 330 series of drawings
Ceiling:	Refer to HLM 332 series of drawings
Doorsets:	Refer to HLM 322 series of drawings for location / type.
Windows:	N/A
Internal Glazing:	Refer to HLM 322 series for door and screen types.
Hatch:	N/A

Notes:

ADB	Schedule of Components by Room	G0510-01

Project: 11072 RHSC & DCN
Department: B1 PICU and HDU's - 24 Beds
Room: G0510-01 Gowning Lobby Cubicle 10
Room Number: 1-B1-033
Revision Date: 09/09/2014

Quantity					Alt. Code	Grp
New	Trans	Total	Code	Description		
1		1	BAS101	BASIN, medium, hospital pattern, vitreous china, no tap holes, no overflow, intefral back outlet, 500W 400D		1
1		1	DIS010	DISPENSER; pack; wall mounted; 600H 600W 300D		2
1		1	DIS013	DISPENSER, paper towel, wall mounted		2
1		1	DIS030	DISPENSER, soap, disposable single cartridge, lever action, wall mounted		2
1		1	DIS2500	DISPENSER; danicentre; combined glove/apron.		2
1		1	DIS2503	DISPENSER; alcohol gel; disposable single cartridge; wall mounted.		2
2		2	HOL005	HOLDER; bin; medium; capacity 70 litres; freestanding.		3
2		2	HOO019	HOOK, single, small, wall mounted		1
1		1	OUT005	SOCKET outlet, switched, 13amp, single		1
1		1	TAP894	TAP bib; hospital pattern; integral thermostatic mixer; HTM64		1
1		1	WAS100	WASTE, unslotted flush-grated, metal, 1.1/4 in		1
1		1	WAS1000	TRAP; concealed waste; for back outlet basins.		1

ADB	Room Data Sheet	B1401-01

Project:	11072	RHSC & DCN		
Department:	01	Key Rooms (Financial Close)		
Room:	B1401-01	Single-bed cubicle: Isolation		
Room Number:	1-B1-036		**Revision Date:**	18/09/2014

Activities:	1) Clinical handwashing 2) Patient records reviewed and recorded 3) Patient examinations and assessment 4) Therapeutic and clinical attention from healthcare staff 5) Use of piped medical gases, vacuum and associated equipment 6) Rest and relaxation			
Personnel:	1 x patient 5 x staff 2 x visitors			
Planning Relationships:				
Space Data:	**Area (m²):**		**Height (mm):**	3,000
	Refer to HLM-SZ-SL-SH-200-001 for room areas.			

Notes:

Refer to ME 571 series of drawings for access control (PCP 4.17)

Refer to HLM-SZ-00-PL-331-001 Anti-ligature Strategy for anti-ligature provision

ADB	Room Environmental Data	B1401-01

Project:	11072	RHSC & DCN		
Department:	01	Key Rooms (Financial Close)		
Room:	B1401-01	Single-bed cubicle: Isolation		
Room Number:	1-B1-036		**Revision Date:**	18/09/2014

AIR	Requirements	Notes
Winter Temperature (DegC):		Permissible space temperature range (dry bulb) (degC) : 21-25
Summer Temperature (DegC):		
Mechanical Ventilation (Supply ac/hr):	10.0	Supply via lobby
Mechanical Ventilation (Extract ac/hr):		
Pressure Relative to Adjoining Space:	Balanced	
Filtration (%DSE and % Arrestance):	/	F7 - minimum
Humidity (%RH):		

General Notes: Heating type: Adjacent space transfer air with BMS Adjustable Sensor. Cooling: Comfort Cooled Fresh Air

LIGHTING		
Service Illumination (Lux):	100	
Service Illumination Night (Lux):	5.0	
Local Illumination (Lux):	300.0	@ Bed/trolley 1450 AFFL
Colour Rendering Required:	Y	Colour rendering characteristics (Ra):80
Standby Lighting Grade:	A	Lighting of the level and quality equal or nearly equal to that provided by normal lighting

General Notes: Control: Switch/ Dimmer

NOISE		
Privacy Factor Required (dB):		
Mechanical Services (NR):	30	Intrusive Noise: SHTM 08-01 noise intrusion from external noise sources is not given in NR values but instead in LAeq,1hr and LAmax,f.
Intrusive Noise (NR Leq):		40:daytime / 35:nightime (LAeq,1hr) and 45:nightime (LAmax,f).
***Acceptable Sound Level [L10dB(A)]:**		
***Speech Privacy Required:**	Y	
***Quality Which Cannot Be Tolerated:**		
(* alternative format)		

General Notes: Refer to HLM 252 series of drawings for partition types and Acoustic Report (PCP 4.13)

SAFETY		
Hot Surface Max. Temp (DegC):	43	
Hot Water Max. Temp (DegC):	41	

General Notes: Maximum cold water discharge temperature (degC): 20

FIRE

Enclosure:

Automatic Detection:

Refer to HLM 572 series of drawings and Fire Strategy Report (PCP 4.12)

ADB	Room Design Character	B1401-01

Project:	11072	RHSC & DCN
Department:	01	Key Rooms (Financial Close)
Room:	B1401-01	Single-bed cubicle: Isolation
Room Number:	1-B1-036	**Revision Date:** 18/09/2014

Walls:	Refer to HLM 330 series of drawings
Floor:	Refer to HLM 330 series of drawings
Ceiling:	Refer to HLM 332 series of drawings
Doorsets:	Refer to HLM 322 series of drawings for location / type.
Windows:	Clear, solar control (East, South, West facing), privacy control
Internal Glazing:	Refer to HLM 322 series for door and screen types.
Hatch:	N/A

Notes:

ADB	Schedule of Components by Room	B1401-01

Project: 11072 RHSC & DCN
Department: B1 PICU and HDU's - 24 Beds
Room: B1401-01 Single Bed Isolation Cubicle 10
Room Number: 1-B1-036
Revision Date: 09/09/2014

Quantity					Alt. Code	Grp
New	Trans	Total	Code	Description		
1		1	PEN1000L	PENDANT; critical care; twin arm; left hand monitor arm, with elbow joints; multi movement.		1
1		1	PEN1000R	PENDANT; critical care; twin arm; right hand monitor arm, with elbow joints; multi movement.		1
1		1	PEN1004	PENDANT; critical care; CIS; single arm with elbow joints; multi movement (to NHSL specification).		1
1		1	PRI015	PRINTER; label; portable		3
2		2	RAI900	Lower Medirail with mounts for suction pressure, suction control unused suction catheters.		1
1		1	RAI901	Monitor module rack pole mounted plus CO2/Press.		1
1		1	RAI903	Shelf and mount for monitor (tilt and swivel of screen required)		1
1		1	RAI904	Integral drip stand for transducers with hooks		1
2		2	SHE900	Shelf for airway consumables		1
1		1	SHE901	Lower height adjustable shelf for small monitors.		1
1		1	SUR985	Humidifier: 1 plug, 1 Data (Lantronix) cable		3
1		1	SUR986	Docking station with 7 volumetric pumps: 1 plug, I Data (Lantronix) cable		3
1		1	SUR987	Nebuliser mounted on Medirail : 1 plug		3
2		2	SUR989	Alaris volumetric pumps: 2 plugs		3
1		1	SUR991	Double oxygen flow meter: Upper Medirail mounted		3
1		1	SUR992	Air flow meter: Upper Medirail mounted		3
1		1	SUR993	Airway pressure monitor: Upper Medirail mounted		3
1		1	SUR999	Enteral feed pump		3
1		1	SWC025	SWITCH, light		1
1		1	SWC034	SWITCH, dimmer, modulating		1
1		1	SYR004	SYRINGE pump; anaesthetic use; with diprifusor; 115H 400W 180D		3
1		1	TAP894	TAP bib; hospital pattern; integral thermostatic mixer; HTM64		1
1		1	TEL1000	TELEPHONE; handset.		3
1		1	TRO131	TROLLEY, dressing/instrument, stainless steel, buffered, 870H 450W 450D		3
1		1	TVM2500	TV / monitor flat screen with DVD player		3
1		1	UPS003	Uninterrupted power supply (UPS).		1
1		1	VEN2500	Ventilator free standing: 1 plug, 1 Data (Lantronix) cable (would be the Servo i)		3
2		2	WAS100	WASTE, unslotted flush-grated, metal, 1.1/4 in		1
1		1	WAS1000	TRAP; concealed waste; for back outlet basins.		1

ADB	Schedule of Components by Room	B1401-01

Project: 11072 RHSC & DCN
Department: B1 PICU and HDU's - 24 Beds
Room: B1401-01 Single Bed Isolation Cubicle 10
Room Number: 1-B1-036
Revision Date: 09/09/2014

Quantity					Alt. Code	Grp
New	Trans	Total	Code	Description		
1		1	BAS101	BASIN, medium, hospital pattern, vitreous china, no tap holes, no overflow, intefral back outlet, 500W 400D		1
1		1	BED003	BED; cot; baby; dropside; standard size		3
1		1	BED2501	Mobile bed divider 1600W 1350H		3
1		1	BIN2503	BIN; sharps disposal		3
1		1	BRA2502	BRACKET; TV; height adjustable; swivel; wall mounted.		1
1		1	CAL047	PUSH BUTTON staff emergency call; reset and integral/adjacent indicator lamp; trunking mounted.		1
1		1	CHA002	CHAIR; height adjustable; medium back; swivel; 5 star base; on castors		3
2		2	CHA2512	CHAIR; upright; with arms; vinyl plastic; stacking		3
1		1	CLO003	CLOCK synchronous with second sweep hand, wall mounted		1
1		1	COM904	CIS; CART; with CPU ; screen; keyboard & mouse		3
1		1	CON902	Remote monitor control (cabling integrated into the pendant or WiFi)		3
1		1	DIS013	DISPENSER, paper towel, wall mounted		2
1		1	DIS030	DISPENSER, soap, disposable single cartridge, lever action, wall mounted		2
1		1	DIS2500	DISPENSER; danicentre; combined glove/apron.		2
1		1	DIS2503	DISPENSER; alcohol gel; disposable single cartridge; wall mounted.		2
1		1	DRA900	Drawer for monitoring consumables.		1
1		1	HOI006	HOIST PATIENT; electric; 24V; track ceiling mounted (Length of the track to suit the individual needs).		1
2		2	HOL005	HOLDER; bin; medium; capacity 70 litres; freestanding.		3
2		2	HOO900	Drip hook for water bag required.		1
2		2	HOO901	Integral adjustable drip stand with 6 hanging hooks.		1
1		1	HOO902	Hook for suction support: Upper Medirail mounted.		1
1		1	LIG900	Uplighter, pendant mounted.		1
1		1	LIG901	Small examination light.		1
1		1	MAT901	MATTRESS, reliever		3
1		1	MON904	MONITOR; High end multi-functionality for ITU/Theatre/High Acuity		3
1		1	MON909	MONITOR; Transport monitor for ITU/Theatre/High Acuity		3
1		1	OUT004	OUTLET cable, fused, 13 amp, ceiling mounted		1
1		1	OUT005	SOCKET outlet, switched, 13amp, single		1
5		5	OUT010	SOCKET outlet, switched, 13amp, twin		1
48		48	OUT012	SOCKET outlet switched 13amp twin; trunking/pendant mounted.		1
4		4	OUT095	Earth bonding point, pendant mounted.		1
1		1	OUT121	SOCKET outlet; computer data; double.		1
4		4	OUT131	SOCKET outlet double data/voice; wall/trunking mounted.		1
1		1	OUT206	SOCKET outlet television aerial; single; wall mounted.		1
4		4	OUT452	OUTLET; 4 kPa compressed air medical; trunking mounted.		1
4		4	OUT470	OUTLET, oxygen, medical		1
4		4	OUT475	OUTLET, vacuum, medical		1
1		1	OUT480	OUTLET, gas scavenging (AGS), medical		1
2		2	OUT900	Data Input Box for CIS with 16 input channels (Lantronix): uses 1 plug, 1 data point		3

A47117341

ADB	Room Data Sheet	B1401

Project:	11072	RHSC & DCN		
Department:	01	Key Rooms (Financial Close)		
Room:	B1401	Single-bed cubicle		
Room Number:	1-B1-037		**Revision Date:**	18/09/2014

Activities:	1) Clinical handwashing 2) Patient records reviewed and recorded 3) Patient examinations and assessment 4) Therapeutic and clinical attention from healthcare staff 5) Use of piped medical gases, vacuum and associated equipment 6) Rest and relaxation			
Personnel:	1 x patient 5 x staff 2 x visitors			
Planning Relationships:				
Space Data:	**Area (m²):**		**Height (mm):**	3,000
	Refer to HLM-SZ-SL-SH-200-001 for room areas.			

Notes:

Refer to ME 571 series of drawings for access control (PCP 4.17)

Refer to HLM-SZ-00-PL-331-001 Anti-ligatureStrategy for anti-ligature provision

ADB	Room Environmental Data	B1401

Project:	11072	RHSC & DCN		
Department:	01	Key Rooms (Financial Close)		
Room:	B1401	Single-bed cubicle		
Room Number:	1-B1-037		**Revision Date:**	18/09/2014

AIR	Requirements	Notes
Winter Temperature (DegC):		Permissible space temperature range (dry bulb) (degC) : 18-25
Summer Temperature (DegC):		
Mechanical Ventilation (Supply ac/hr):	4.0	Ventilation Type: Natural & Central Supply Air
Mechanical Ventilation (Extract ac/hr):		via ensuite
Pressure Relative to Adjoining Space:	Positive	
Filtration (%DSE and % Arrestance):	/	G4 - Minimum
Humidity (%RH):		

General Notes: Heating Type: Radiant Panels with TRV Remote Head Adj. Cooling: Comfort Cooled Fresh Air

LIGHTING		
Service Illumination (Lux):	100	
Service Illumination Night (Lux):	5.0	
Local Illumination (Lux):	300.0	@ Bed/trolley 1450 AFFL
Colour Rendering Required:	Y	Colour rendering characteristics (Ra):80
Standby Lighting Grade:	A	Lighting of the level and quality equal or nearly equal to that provided by normal lighting

General Notes: Control: Switch/ Dimmer

NOISE		
Privacy Factor Required (dB):		
Mechanical Services (NR):	30	Intrusive Noise: SHTM 08-01 noise intrusion from external noise sources is not given in NR values but instead in LAeq,1hr and LAmax,f.
Intrusive Noise (NR Leq):		40:daytime / 35:nightime (LAeq,1hr) and 45:nightime (LAmax,f).
***Acceptable Sound Level [L10dB(A)]:**		
***Speech Privacy Required:**	Y	
***Quality Which Cannot Be Tolerated:**		
(* alternative format)		

General Notes: Refer to HLM 252 series of drawings for partition types and Acoustic Report (PCP 4.13)

SAFETY	
Hot Surface Max. Temp (DegC):	43
Hot Water Max. Temp (DegC):	41

General Notes: Maximum cold water discharge temperature (degC): 20

FIRE

Enclosure:

Automatic Detection:

Refer to HLM 572 series of drawings and Fire Strategy Report (PCP 4.12)

ADB	Room Design Character	B1401

Project:	11072	RHSC & DCN
Department:	01	Key Rooms (Financial Close)
Room:	B1401	Single-bed cubicle
Room Number:	1-B1-037	**Revision Date:** 18/09/2014

Walls:	Refer to HLM 330 series of drawings
Floor:	Refer to HLM 330 series of drawings
Ceiling:	Refer to HLM 332 series of drawings
Doorsets:	Refer to HLM 322 series of drawings for location / type.
Windows:	Clear, solar control (East, South, West facing), privacy control
Internal Glazing:	Refer to HLM 322 series for door and screen types.
Hatch:	N/A

Notes:

ADB	Schedule of Components by Room	B1401

Project: 11072 RHSC & DCN
Department: B1 PICU and HDU's - 24 Beds
Room: B1401 Single Bed Cubicle 9
Room Number: 1-B1-037
Revision Date: 09/09/2014

Quantity					Alt. Code	Grp
New	Trans	Total	Code	Description		
1		1	BAS101	BASIN, medium, hospital pattern, vitreous china, no tap holes, no overflow, intefral back outlet, 500W 400D		1
1		1	BED003	BED; cot; baby; dropside; standard size		3
1		1	BED2501	Mobile bed divider 1600W 1350H		3
1		1	BIN2503	BIN; sharps disposal		3
1		1	BRA2502	BRACKET; TV; height adjustable; swivel; wall mounted.		1
1		1	CAL047	PUSH BUTTON staff emergency call; reset and integral/adjacent indicator lamp; trunking mounted.		1
1		1	CHA002	CHAIR; height adjustable; medium back; swivel; 5 star base; on castors		3
2		2	CHA2512	CHAIR; upright; with arms; vinyl plastic; stacking		3
1		1	CLO003	CLOCK synchronous with second sweep hand, wall mounted		1
1		1	COM904	CIS; CART; with CPU ; screen; keyboard & mouse		3
1		1	CON902	Remote monitor control (cabling integrated into the pendant or WiFi)		3
1		1	DIS013	DISPENSER, paper towel, wall mounted		2
1		1	DIS030	DISPENSER, soap, disposable single cartridge, lever action, wall mounted		2
1		1	DIS2500	DISPENSER; danicentre; combined glove/apron.		2
1		1	DIS2503	DISPENSER; alcohol gel; disposable single cartridge; wall mounted.		2
1		1	DRA900	Drawer for monitoring consumables.		1
1		1	HOI006	HOIST PATIENT; electric; 24V; track ceiling mounted (Length of the track to suit the individual needs).		1
2		2	HOL005	HOLDER; bin; medium; capacity 70 litres; freestanding.		3
2		2	HOO900	Drip hook for water bag required.		1
2		2	HOO901	Integral adjustable drip stand with 6 hanging hooks.		1
1		1	HOO902	Hook for suction support: Upper Medirail mounted.		1
1		1	LIG900	Uplighter, pendant mounted.		1
1		1	LIG901	Small examination light.		1
1		1	MAT901	MATTRESS, reliever		3
1		1	MON904	MONITOR; High end multi-functionality for ITU/Theatre/High Acuity		3
1		1	MON909	MONITOR; Transport monitor for ITU/Theatre/High Acuity		3
1		1	OUT004	OUTLET cable, fused, 13 amp, ceiling mounted		1
1		1	OUT005	SOCKET outlet, switched, 13amp, single		1
5		5	OUT010	SOCKET outlet, switched, 13amp, twin		1
48		48	OUT012	SOCKET outlet switched 13amp twin; trunking/pendant mounted.		1
4		4	OUT095	Earth bonding point, pendant mounted.		1
1		1	OUT121	SOCKET outlet; computer data; double.		1
4		4	OUT131	SOCKET outlet double data/voice; wall/trunking mounted.		1
1		1	OUT206	SOCKET outlet television aerial; single; wall mounted.		1
4		4	OUT452	OUTLET; 4 kPa compressed air medical; trunking mounted.		1
4		4	OUT470	OUTLET, oxygen, medical		1
4		4	OUT475	OUTLET, vacuum, medical		1
1		1	OUT480	OUTLET, gas scavenging (AGS), medical		1
2		2	OUT900	Data Input Box for CIS with 16 input channels (Lantronix): uses 1 plug, 1 data point		3

ADB	Schedule of Components by Room	B1401

Project: 11072 RHSC & DCN
Department: B1 PICU and HDU's - 24 Beds
Room: B1401 Single Bed Cubicle 9
Room Number: 1-B1-037
Revision Date: 09/09/2014

Quantity					Alt. Code	Grp
New	Trans	Total	Code	Description		
1		1	PEN1000L	PENDANT; critical care; twin arm; left hand monitor arm, with elbow joints; multi movement.		1
1		1	PEN1000R	PENDANT; critical care; twin arm; right hand monitor arm, with elbow joints; multi movement.		1
1		1	PEN1004	PENDANT; critical care; CIS; single arm with elbow joints; multi movement (to NHSL specification).		1
1		1	PRI015	PRINTER; label; portable		3
2		2	RAI900	Lower Medirail with mounts for suction pressure, suction control unused suction catheters.		1
1		1	RAI901	Monitor module rack pole mounted plus CO2/Press.		1
1		1	RAI903	Shelf and mount for monitor (tilt and swivel of screen required)		1
1		1	RAI904	Integral drip stand for transducers with hooks		1
2		2	SHE900	Shelf for airway consumables		1
1		1	SHE901	Lower height adjustable shelf for small monitors.		1
1		1	SUR985	Humidifier: 1 plug, 1 Data (Lantronix) cable		3
1		1	SUR986	Docking station with 7 volumetric pumps: 1 plug, I Data (Lantronix) cable		3
1		1	SUR987	Nebuliser mounted on Medirail : 1 plug		3
2		2	SUR989	Alaris volumetric pumps: 2 plugs		3
1		1	SUR991	Double oxygen flow meter: Upper Medirail mounted		3
1		1	SUR992	Air flow meter: Upper Medirail mounted		3
1		1	SUR993	Airway pressure monitor: Upper Medirail mounted		3
1		1	SUR999	Enteral feed pump		3
1		1	SWC025	SWITCH, light		1
1		1	SWC034	SWITCH, dimmer, modulating		1
1		1	SYR004	SYRINGE pump; anaesthetic use; with diprifusor; 115H 400W 180D		3
1		1	TAP894	TAP bib; hospital pattern; integral thermostatic mixer; HTM64		1
1		1	TEL1000	TELEPHONE; handset.		3
1		1	TRO131	TROLLEY, dressing/instrument, stainless steel, buffered, 870H 450W 450D		3
1		1	TVM2500	TV / monitor flat screen with DVD player		3
1		1	UPS003	Uninterrupted power supply (UPS).		1
1		1	VEN2500	Ventilator free standing: 1 plug, 1 Data (Lantronix) cable (would be the Servo i)		3
1		1	WAS100	WASTE, unslotted flush-grated, metal, 1.1/4 in		1
1		1	WAS1000	TRAP; concealed waste; for back outlet basins.		1

ADB	Room Design Character	B1609-02

Project:	11072	RHSC & DCN
Department:	01	Key Rooms (Financial Close)
Room:	B1609-02	4 beds High Acuity
Room Number:	1-B1-063	**Revision Date:** 18/09/2014

Walls:	Refer to HLM 330 series of drawings
Floor:	Refer to HLM 330 series of drawings
Ceiling:	Refer to HLM 332 series of drawings
Doorsets:	Refer to HLM 322 series of drawings for location / type.
Windows:	Clear, solar control (East, South, West facing), privacy control
Internal Glazing:	Refer to HLM 322 series for door and screen types.
Hatch:	N/A

Notes:

ADB	Room Data Sheet	B1609-02

Project:	11072	RHSC & DCN		
Department:	01	Key Rooms (Financial Close)		
Room:	B1609-02	4 beds High Acuity		
Room Number:	1-B1-063		**Revision Date:**	18/09/2014

Activities:	1) Clinical handwashing 2) Patient records reviewed and recorded 3) Patient examinations and assessment 4) Therapeutic and clinical attention from healthcare staff 5) Use of piped medical gases, vacuum and associated equipment 6) Rest and relaxation			
Personnel:	4 x patients 5 x staff 6 x visitors			
Planning Relationships:				
Space Data:	**Area (m²):**		**Height (mm):**	3,000
	Refer to HLM-SZ-SL-SH-200-001 for room areas.			

Notes:

Refer to ME 571 series of drawings for access control (PCP 4.17)

Refer to HLM-SZ-00-PL-331-001 Anti-ligature Strategy for anti-ligature provision

ADB	Room Environmental Data	B1609-02

Project:	11072	RHSC & DCN		
Department:	01	Key Rooms (Financial Close)		
Room:	B1609-02	4 beds High Acuity		
Room Number:	1-B1-063		**Revision Date:**	18/09/2014

AIR	Requirements	Notes
Winter Temperature (DegC):		Permissible space temperature range (dry bulb) (degC) : 18 - 25
Summer Temperature (DegC):		
Mechanical Ventilation (Supply ac/hr):	4.0	Ventilation Type: Natural & Central Supply Air
Mechanical Ventilation (Extract ac/hr):		
Pressure Relative to Adjoining Space:	Positive	
Filtration (%DSE and % Arrestance):	/	G4 minimum
Humidity (%RH):		

General Notes: Heating Type: Radiant Panels with TRV Remote Head Adj. Cooling: Comfort Cooled Fresh Air

LIGHTING		
Service Illumination (Lux):	100	
Service Illumination Night (Lux):	5.0	
Local Illumination (Lux):	300.0	@ Bed/trolley 1450 AFFL
Colour Rendering Required:	Y	Colour rendering characteristics (Ra):80
Standby Lighting Grade:	A	Lighting of the level and quality equal or nearly equal to that provided by normal lighting

General Notes: Control: Switch/ Dimmer

NOISE		
Privacy Factor Required (dB):		
Mechanical Services (NR):	30	Intrusive Noise: SHTM 08-01 noise intrusion from external noise sources is not given in NR values but instead in LAeq,1hr and LAmax,f.
Intrusive Noise (NR Leq):		45:daytime / 35:nightime (LAeq,1hr) and 45:nightime (LAmax,f).
***Acceptable Sound Level [L10dB(A)]:**		
***Speech Privacy Required:**	N	
***Quality Which Cannot Be Tolerated:**		
(* alternative format)		

General Notes: Refer to HLM 252 series of drawings for partition types and Acoustic Report (PCP 4.13)

SAFETY		
Hot Surface Max. Temp (DegC):	43	
Hot Water Max. Temp (DegC):	41	

General Notes: Maximum cold water discharge temperature (degC): 20

FIRE

Enclosure:

Automatic Detection:

Refer to HLM 572 series of drawings and Fire Strategy Report (PCP 4.12)

ADB	Schedule of Components by Room	B1609-02

Project: 11072 RHSC & DCN
Department: B1 PICU and HDU's - 24 Beds
Room: B1609-02 Open Plan Bay (4 beds)
Room Number: 1-B1-063
Revision Date: 09/09/2014

Quantity					Alt. Code	Grp
New	Trans	Total	Code	Description		
4		4	BAS101	BASIN, medium, hospital pattern, vitreous china, no tap holes, no overflow, intefral back outlet, 500W 400D		1
2		2	BED003	BED; cot; baby; dropside; standard size		3
2		2	BED016	BED, CCU/ITU, radio translucent rising backrest, two-way tilt, height adjustable (685-860), on castors		3
4		4	BED2501	Mobile bed divider 1600W 1350H		3
4		4	BIN2503	BIN; sharps disposal		3
4		4	CAL047	PUSH BUTTON staff emergency call; reset and integral/adjacent indicator lamp; trunking mounted.		1
4		4	CHA002	CHAIR; height adjustable; medium back; swivel; 5 star base; on castors		3
8		8	CHA2512	CHAIR; upright; with arms; vinyl plastic; stacking		3
1		1	CLO003	CLOCK synchronous with second sweep hand, wall mounted		1
1		1	COM038	COMPUTER PRINTER, laser, A4, 250H 380W 385D		3
4		4	COM904	CIS; CART; with CPU ; screen; keyboard & mouse		3
4		4	CON902	Remote monitor control (cabling integrated into the pendant or WiFi)		3
4		4	DIS013	DISPENSER, paper towel, wall mounted		2
4		4	DIS030	DISPENSER, soap, disposable single cartridge, lever action, wall mounted		2
4		4	DIS2500	DISPENSER; danicentre; combined glove/apron.		2
4		4	DIS2503	DISPENSER; alcohol gel; disposable single cartridge; wall mounted.		2
4		4	DRA900	Drawer for monitoring consumables.		1
2		2	HOI006	HOIST PATIENT; electric; 24V; track ceiling mounted (Length of the track to suit the individual needs).		1
9		9	HOL005	HOLDER; bin; medium; capacity 70 litres; freestanding.		3
8		8	HOO900	Drip hook for water bag required.		1
8		8	HOO901	Integral adjustable drip stand with 6 hanging hooks.		1
4		4	HOO902	Hook for suction support: Upper Medirail mounted.		1
4		4	LIG900	Uplighter, pendant mounted.		1
4		4	LIG901	Small examination light.		1
2		2	MAT006	MATTRESS; ITU/CCU bed; extra care		3
2		2	MAT901	MATTRESS, reliever		3
4		4	MON904	MONITOR; High end multi-functionality for ITU/Theatre/High Acuity		3
4		4	MON909	MONITOR; Transport monitor for ITU/Theatre/High Acuity		3
2		2	OUT004	OUTLET cable, fused, 13 amp, ceiling mounted		1
4		4	OUT005	SOCKET outlet, switched, 13amp, single		1
21		21	OUT010	SOCKET outlet, switched, 13amp, twin		1
192		192	OUT012	SOCKET outlet switched 13amp twin; trunking/pendant mounted.		1
16		16	OUT095	Earth bonding point, pendant mounted.		1
4		4	OUT121	SOCKET outlet; computer data; double.		1
16		16	OUT131	SOCKET outlet double data/voice; wall/trunking mounted.		1
1		1	OUT206	SOCKET outlet television aerial; single; wall mounted.		1
16		16	OUT452	OUTLET; 4 kPa compressed air medical; trunking mounted.		1
16		16	OUT470	OUTLET, oxygen, medical		1
16		16	OUT475	OUTLET, vacuum, medical		1
4		4	OUT480	OUTLET, gas scavenging (AGS), medical		1

ADB	Schedule of Components by Room	B1609-02

Project: 11072 RHSC & DCN
Department: B1 PICU and HDU's - 24 Beds
Room: B1609-02 Open Plan Bay (4 beds)
Room Number: 1-B1-063
Revision Date: 09/09/2014

Quantity					Alt. Code	Grp
New	Trans	Total	Code	Description		
8		8	OUT900	Data Input Box for CIS with 16 input channels (Lantronix): uses 1 plug, 1 data point		3
4		4	PEN1000L	PENDANT; critical care; twin arm; left hand monitor arm, with elbow joints; multi movement.		1
4		4	PEN1000R	PENDANT; critical care; twin arm; right hand monitor arm, with elbow joints; multi movement.		1
4		4	PEN1004	PENDANT; critical care; CIS; single arm with elbow joints; multi movement (to NHSL specification).		1
4		4	PRI015	PRINTER; label; portable		3
8		8	RAI900	Lower Medirail with mounts for suction pressure, suction control unused suction catheters.		1
4		4	RAI901	Monitor module rack pole mounted plus CO2/Press.		1
4		4	RAI903	Shelf and mount for monitor (tilt and swivel of screen required)		1
4		4	RAI904	Integral drip stand for transducers with hooks		1
8		8	SHE900	Shelf for airway consumables		1
4		4	SHE901	Lower height adjustable shelf for small monitors.		1
2		2	SUP2500	SUPPORT LEG; for 920 high worktop		1
4		4	SUR985	Humidifier: 1 plug, 1 Data (Lantronix) cable		3
4		4	SUR986	Docking station with 7 volumetric pumps: 1 plug, I Data (Lantronix) cable		3
4		4	SUR987	Nebuliser mounted on Medirail : 1 plug		3
8		8	SUR989	Alaris volumetric pumps: 2 plugs		3
4		4	SUR991	Double oxygen flow meter: Upper Medirail mounted		3
4		4	SUR992	Air flow meter: Upper Medirail mounted		3
4		4	SUR993	Airway pressure monitor: Upper Medirail mounted		3
4		4	SUR999	Enteral feed pump		3
1		1	SWC025	SWITCH, light		1
4		4	SWC034	SWITCH, dimmer, modulating		1
4		4	SYR004	SYRINGE pump; anaesthetic use; with diprifusor; 115H 400W 180D		3
4		4	TAP894	TAP bib; hospital pattern; integral thermostatic mixer; HTM64		1
4		4	TEL1000	TELEPHONE; handset.		3
4		4	TRA1003	TRACK; curtain; bed/trolley; length and shape as drawn.		1
4		4	TRO131	TROLLEY, dressing/instrument, stainless steel, buffered, 870H 450W 450D		3
4		4	UPS003	Uninterrupted power supply (UPS).		1
4		4	VEN2500	Ventilator free standing: 1 plug, 1 Data (Lantronix) cable (would be the Servo i)		3
4		4	WAS100	WASTE, unslotted flush-grated, metal, 1.1/4 in		1
4		4	WAS1000	TRAP; concealed waste; for back outlet basins.		1
1		1	WKT1003H	WORKTOP; 920 high 600 deep 40mm thick; with 50mm upstand; length as drawn.		1

ADB	Room Data Sheet	B1407-01

Project:	11072	RHSC & DCN		
Department:	01	Key Rooms (Financial Close)		
Room:	B1407-01	Open Plan Bay 3 cots: Neonatal		
Room Number:	1-B1-065		**Revision Date:**	18/09/2014

Activities:	1) Observation, medical and nursing care and treatment of baby needing intensive care and/or segregation facilities 2) Feeding a baby in an incubator, or sitting in a chair 3) Holding/storing sterile equipment 4) Disposal of waste and contaminated materials 5) Preparation of intravenous fluids for infusion 6) Donning gown and gloves. 7) Disposal of used protective clothing 8) Nappy changing			
Personnel:	3 x neonates 2 x staff (up to 5 per cot in an emergency). 6 x visitors			
Planning Relationships:	Staff base; located nearby.			
Space Data:	**Area (m²):**		**Height (mm):**	3,000
	Refer to HLM-SZ-SL-SH-200-001 for room areas.			

Notes:

Refer to ME 571 series of drawings for access control (PCP 4.17)

Refer to HLM-SZ-00-PL-331-001 Anti-ligature Strategy for anti-ligature provision

ADB	Room Environmental Data	B1407-01

Project:	11072	RHSC & DCN
Department:	01	Key Rooms (Financial Close)
Room:	B1407-01	Open Plan Bay 3 cots: Neonatal
Room Number:	1-B1-065	**Revision Date:** 18/09/2014

AIR	Requirements	Notes
Winter Temperature (DegC):		Permissible space temperature range (dry bulb) (degC) : 18-25
Summer Temperature (DegC):		
Mechanical Ventilation (Supply ac/hr):	4.0	Ventilation Type: Natural & Central Supply Air
Mechanical Ventilation (Extract ac/hr):		via ensuite
Pressure Relative to Adjoining Space:	Positive	
Filtration (%DSE and % Arrestance):	/	G4 - minimum
Humidity (%RH):		

General Notes: Heating Type: Radiant Panels with TRV Remote Head Adj. Cooling: Comfort Cooled Fresh Air

LIGHTING		
Service Illumination (Lux):	100	
Service Illumination Night (Lux):	5.0	
Local Illumination (Lux):	300.0	@ Bed/trolley 1450 AFFL
Colour Rendering Required:	Y	Colour rendering characteristics (Ra):80
Standby Lighting Grade:	A	Lighting of the level and quality equal or nearly equal to that provided by normal lighting

General Notes: Control: Switch/ Dimmer

NOISE		
Privacy Factor Required (dB):		
Mechanical Services (NR):	30	Intrusive Noise: SHTM 08-01 noise intrusion from external noise sources is not given in NR values but instead in LAeq,1hr and LAmax,f.
Intrusive Noise (NR Leq):		45:daytime / 35:nightime (LAeq,1hr) and 45:nightime (LAmax,f).
***Acceptable Sound Level [L10dB(A)]:**		
***Speech Privacy Required:**	N	
***Quality Which Cannot Be Tolerated:**		
(* alternative format)		

General Notes: Refer to HLM 252 series of drawings for partition types and Acoustic Report (PCP 4.13)

SAFETY	
Hot Surface Max. Temp (DegC):	43
Hot Water Max. Temp (DegC):	41

General Notes: Maximum cold water discharge temperature (degC): 20

FIRE

Enclosure:

Automatic Detection:

Refer to HLM 572 series of drawings and Fire Strategy Report (PCP 4.12)

ADB	Room Design Character	B1407-01

Project:	11072	RHSC & DCN		
Department:	01	Key Rooms (Financial Close)		
Room:	B1407-01	Open Plan Bay 3 cots: Neonatal		
Room Number:	1-B1-065		**Revision Date:**	18/09/2014

Walls:	Refer to HLM 330 series of drawings
Floor:	Refer to HLM 330 series of drawings
Ceiling:	Refer to HLM 332 series of drawings
Doorsets:	Refer to HLM 322 series of drawings for location / type.
Windows:	Clear, solar control (East, South, West facing), privacy control
Internal Glazing:	Refer to HLM 322 series for door and screen types.
Hatch:	N/A

Notes:

ADB	Schedule of Components by Room	B1407-01

Project: 11072 RHSC & DCN
Department: B1 PICU and HDU's - 24 Beds
Room: B1407-01 Open Plan Bay (3 cots)
Room Number: 1-B1-065
Revision Date: 09/09/2014

Quantity					Alt. Code	Grp
New	Trans	Total	Code	Description		
1		1	BAS101	BASIN, medium, hospital pattern, vitreous china, no tap holes, no overflow, intefral back outlet, 500W 400D		1
3		3	BIN2503	BIN; sharps disposal		3
3		3	CAL047	PUSH BUTTON staff emergency call; reset and integral/adjacent indicator lamp; trunking mounted.		1
3		3	CHA017	CHAIR; upright; upholstered; stacking		3
3		3	CHA054	CHAIR nursing with side panels		3
3		3	CHA2509	CHAIR; height adjustable 540-790		3
3		3	COM904	CIS; CART; with CPU ; screen; keyboard & mouse		3
1		1	DIS013	DISPENSER, paper towel, wall mounted		2
1		1	DIS030	DISPENSER, soap, disposable single cartridge, lever action, wall mounted		2
1		1	DIS2500	DISPENSER; danicentre; combined glove/apron.		2
3		3	DIS2503	DISPENSER; alcohol gel; disposable single cartridge; wall mounted.		2
3		3	DRA900	Drawer for monitoring consumables.		1
6		6	HOL005	HOLDER; bin; medium; capacity 70 litres; freestanding.		3
3		3	HOO900	Drip hook for water bag required.		1
3		3	HOO902	Hook for suction support: Upper Medirail mounted.		1
3		3	INC004	INCUBATOR; baby		3
3		3	LIG901	Small examination light.		1
3		3	LOC002	LOCKER, bedside, 3 compartment, towel rail at rear, on castors, 902H 485W 485D		3
3		3	MON904	MONITOR; High end multi-functionality for ITU/Theatre/High Acuity		3
3		3	MON909	MONITOR; Transport monitor for ITU/Theatre/High Acuity		3
3		3	OUT005	SOCKET outlet, switched, 13amp, single		1
12		12	OUT010	SOCKET outlet, switched, 13amp, twin		1
72		72	OUT012	SOCKET outlet switched 13amp twin; trunking/pendant mounted.		1
6		6	OUT095	Earth bonding point, pendant mounted.		1
3		3	OUT121	SOCKET outlet; computer data; double.		1
6		6	OUT131	SOCKET outlet double data/voice; wall/trunking mounted.		1
6		6	OUT452	OUTLET; 4 kPa compressed air medical; trunking mounted.		1
6		6	OUT470	OUTLET, oxygen, medical		1
6		6	OUT475	OUTLET, vacuum, medical		1
3		3	OUT480	OUTLET, gas scavenging (AGS), medical		1
3		3	OUT900	Data Input Box for CIS with 16 input channels (Lantronix): uses 1 plug, 1 data point		3
3		3	PEN1004	PENDANT; critical care; CIS; single arm with elbow joints; multi movement (to NHSL specification).		1
3		3	PEN1005	PENDANT; critical care; single arm (to NHSL specification).		1
3		3	RAI900	Lower Medirail with mounts for suction pressure, suction control unused suction catheters.		1
3		3	RAI903	Shelf and mount for monitor (tilt and swivel of screen required)		1
6		6	RAI904	Integral drip stand for transducers with hooks		1
2		2	SHE901	Lower height adjustable shelf for small monitors.		1
2		2	STA142	STAND; infusion; twin hook; breaks; mobile		3
6		6	SUR990	Alaris volumetric pumps: 2 plugs		3

ADB	Schedule of Components by Room	B1407-01

Project: 11072 RHSC & DCN
Department: B1 PICU and HDU's - 24 Beds
Room: B1407-01 Open Plan Bay (3 cots)
Room Number: 1-B1-065
Revision Date: 09/09/2014

Quantity					Alt. Code	Grp
New	Trans	Total	Code	Description		
3		3	SUR991	Double oxygen flow meter: Upper Medirail mounted		3
3		3	SUR992	Air flow meter: Upper Medirail mounted		3
3		3	SUR993	Airway pressure monitor: Upper Medirail mounted		3
3		3	SUR999	Enteral feed pump		3
1		1	SWC031	SWITCH; light; dimmer to M&E design.		1
6		6	SYR004	SYRINGE pump; anaesthetic use; with diprifusor; 115H 400W 180D		3
1		1	TAP894	TAP bib; hospital pattern; integral thermostatic mixer; HTM64		1
3		3	TRA1003	TRACK; curtain; bed/trolley; length and shape as drawn.		1
3		3	TRO902	GRATNELL TROLLEY 500x500 x870mm		3
3		3	UPS003	Uninterrupted power supply (UPS).		1
2		2	VEN2501	Ventilator free standing: 1 plug, 1 Data (Lantronix) cable (would be the SIPAP)		3
1		1	WAS100	WASTE, unslotted flush-grated, metal, 1.1/4 in		1
1		1	WAS1000	TRAP; concealed waste; for back outlet basins.		1

A47117341

ADB	Room Data Sheet	B1421

Project:	11072	RHSC & DCN		
Department:	01	Key Rooms (Financial Close)		
Room:	B1421	Single cot cubicle: neonatal		
Room Number:	1-B1-075		**Revision Date:**	18/09/2014

Activities:	1) Observation, medical and nursing care and treatment of baby needing intensive care and/or segregation facilities 2) Feeding a baby in an incubator, or sitting in a chair 3) Disposal of waste and contaminated materials 4) Use of scrub-up trough 5) Medication prepared for administration 6) Preparation of intravenous fluids for infusion 7) Donning gown and gloves. 8) Disposal of used protective clothing 9) Nappy changing			
Personnel:	1 x patient 5 x staff 2 x visitors			
Planning Relationships:	Within view from the staff communications base.			
Space Data:	**Area (m²):**		**Height (mm):**	3,000
	Refer to HLM-SZ-SL-SH-200-001 for room areas.			

Notes:

Refer to ME 571 series of drawings for access control (PCP 4.17)

Refer to HLM-SZ-00-PL-331-001 Anti-ligature Strategy for anti-ligature provision

ADB	Room Environmental Data	B1421

Project:	11072	RHSC & DCN		
Department:	01	Key Rooms (Financial Close)		
Room:	B1421	Single cot cubicle: neonatal		
Room Number:	1-B1-075		**Revision Date:**	18/09/2014

AIR	Requirements	Notes
Winter Temperature (DegC):		Permissible space temperature range (dry bulb) (degC) : 18-25
Summer Temperature (DegC):		
Mechanical Ventilation (Supply ac/hr):	4.0	Ventilation Type: Natural & Central Supply Air
Mechanical Ventilation (Extract ac/hr):		via ensuite
Pressure Relative to Adjoining Space:	Positive	
Filtration (%DSE and % Arrestance):	/	G4 - minimum
Humidity (%RH):		

General Notes: Heating Type: Radiant Panels with TRV Remote Head Adj. Cooling: Comfort Cooled Fresh Air

LIGHTING		
Service Illumination (Lux):	100	
Service Illumination Night (Lux):	5.0	
Local Illumination (Lux):	300.0	@ Bed/trolley 1450 AFFL
Colour Rendering Required:	Y	Colour rendering characteristics (Ra):80
Standby Lighting Grade:	A	Lighting of the level and quality equal or nearly equal to that provided by normal lighting

General Notes: Control: Switch/ Dimmer

NOISE		
Privacy Factor Required (dB):		
Mechanical Services (NR):	30	Intrusive Noise: SHTM 08-01 noise intrusion from external noise sources is not given in NR values but instead in LAeq,1hr and LAmax,f.
Intrusive Noise (NR Leq):		40:daytime / 35:nightime (LAeq,1hr) and 45:nightime (LAmax,f).
***Acceptable Sound Level [L10dB(A)]:**		
***Speech Privacy Required:**	Y	
***Quality Which Cannot Be Tolerated:**		
(* alternative format)		

General Notes: Refer to HLM 252 series of drawings for partition types and Acoustic Report (PCP 4.13)

SAFETY		
Hot Surface Max. Temp (DegC):	41	
Hot Water Max. Temp (DegC):	43	

General Notes: Maximum cold water discharge temperature (degC): 20

FIRE

Enclosure:

Automatic Detection:

Refer to HLM 572 series of drawings and Fire Strategy Report (PCP 4.12)

ADB	Room Design Character	B1421

Project:	11072	RHSC & DCN
Department:	01	Key Rooms (Financial Close)
Room:	B1421	Single cot cubicle: neonatal
Room Number:	1-B1-075	**Revision Date:** 18/09/2014

Walls:	Refer to HLM 330 series of drawings
Floor:	Refer to HLM 330 series of drawings
Ceiling:	Refer to HLM 332 series of drawings
Doorsets:	Refer to HLM 322 series of drawings for location / type.
Windows:	Clear, solar control (East, South, West facing), privacy control
Internal Glazing:	Refer to HLM 322 series for door and screen types.
Hatch:	N/A

Notes:

ADB	Schedule of Components by Room	B1421

Project: 11072 RHSC & DCN
Department: B1 PICU and HDU's - 24 Beds
Room: B1421 Single Cot Cubicle
Room Number: 1-B1-075 **Revision Date:** 09/09/2014

Quantity					Alt. Code	Grp
New	Trans	Total	Code	Description		
1		1	BAS101	BASIN, medium, hospital pattern, vitreous china, no tap holes, no overflow, intefral back outlet, 500W 400D		1
1		1	BED020	BED; fold down; 760 mm width mattress; vertical.		1
1		1	BIN2503	BIN; sharps disposal		3
1		1	BRA013	BRACKET; TV; height adjustable; wall mounted.		1
1		1	BRA2501	BRACKET; holder; suction unit; pendant mounted.		1
1		1	CAL047	PUSH BUTTON staff emergency call; reset and integral/adjacent indicator lamp; trunking mounted.		1
1		1	CHA017	CHAIR; upright; upholstered; stacking		3
1		1	CHA054	CHAIR nursing with side panels		3
1		1	CHA2509	CHAIR; height adjustable 540-790		3
1		1	CLO003	CLOCK synchronous with second sweep hand, wall mounted		1
1		1	DIS013	DISPENSER, paper towel, wall mounted		2
1		1	DIS030	DISPENSER, soap, disposable single cartridge, lever action, wall mounted		2
1		1	DIS2500	DISPENSER; danicentre; combined glove/apron.		2
2		2	DIS2503	DISPENSER; alcohol gel; disposable single cartridge; wall mounted.		2
1		1	DRA900	Drawer for monitoring consumables.		1
2		2	HOL005	HOLDER; bin; medium; capacity 70 litres; freestanding.		3
1		1	HOO900	Drip hook for water bag required.		1
1		1	HOO902	Hook for suction support: Upper Medirail mounted.		1
1		1	INC004	INCUBATOR; baby		3
1		1	LIG901	Small examination light.		1
1		1	LOC002	LOCKER, bedside, 3 compartment, towel rail at rear, on castors, 902H 485W 485D		3
1		1	MON904	MONITOR; High end multi-functionality for ITU/Theatre/High Acuity		3
1		1	MON909	MONITOR; Transport monitor for ITU/Theatre/High Acuity		3
1		1	OUT005	SOCKET outlet, switched, 13amp, single		1
6		6	OUT010	SOCKET outlet, switched, 13amp, twin		1
24		24	OUT012	SOCKET outlet switched 13amp twin; trunking/pendant mounted.		1
2		2	OUT095	Earth bonding point, pendant mounted.		1
1		1	OUT121	SOCKET outlet; computer data; double.		1
2		2	OUT131	SOCKET outlet double data/voice; wall/trunking mounted.		1
1		1	OUT206	SOCKET outlet television aerial; single; wall mounted.		1
2		2	OUT452	OUTLET; 4 kPa compressed air medical; trunking mounted.		1
2		2	OUT470	OUTLET, oxygen, medical		1
2		2	OUT475	OUTLET, vacuum, medical		1
1		1	OUT480	OUTLET, gas scavenging (AGS), medical		1
1		1	OUT900	Data Input Box for CIS with 16 input channels (Lantronix): uses 1 plug, 1 data point		3
1		1	PEN1004	PENDANT; critical care; CIS; single arm with elbow joints; multi movement (to NHSL specification).		1
1		1	PEN1005	PENDANT; critical care; single arm (to NHSL specification).		1
1		1	PRI015	PRINTER; label; portable		3
1		1	RAI900	Lower Medirail with mounts for suction pressure, suction control unused suction catheters.		1

ADB	Schedule of Components by Room	B1421

Project: 11072 RHSC & DCN
Department: B1 PICU and HDU's - 24 Beds
Room: B1421 Single Cot Cubicle
Room Number: 1-B1-075
Revision Date: 09/09/2014

Quantity					Alt. Code	Grp
New	Trans	Total	Code	Description		
1		1	RAI903	Shelf and mount for monitor (tilt and swivel of screen required)		1
2		2	RAI904	Integral drip stand for transducers with hooks		1
1		1	SHE901	Lower height adjustable shelf for small monitors.		1
1		1	STA142	STAND; infusion; twin hook; breaks; mobile		3
2		2	SUR990	Alaris volumetric pumps: 2 plugs		3
1		1	SUR991	Double oxygen flow meter: Upper Medirail mounted		3
1		1	SUR992	Air flow meter: Upper Medirail mounted		3
1		1	SUR993	Airway pressure monitor: Upper Medirail mounted		3
1		1	SUR999	Enteral feed pump		3
1		1	SWC031	SWITCH; light; dimmer to M&E design.		1
2		2	SYR004	SYRINGE pump; anaesthetic use; with diprifusor; 115H 400W 180D		3
1		1	TAP894	TAP bib; hospital pattern; integral thermostatic mixer; HTM64		1
1		1	TEL2500	TELEPHONE; handset, wall mounted.		2
1		1	TRA1003	TRACK; curtain; bed/trolley; length and shape as drawn.		1
1		1	TRO902	GRATNELL TROLLEY 500x500 x870mm		3
1		1	TVM2500	TV / monitor flat screen with DVD player		3
1		1	UPS003	Uninterrupted power supply (UPS).		1
1		1	WAS100	WASTE, unslotted flush-grated, metal, 1.1/4 in		1
1		1	WAS1000	TRAP; concealed waste; for back outlet basins.		1

ADB	Room Data Sheet	C0230

Project:	11072	RHSC & DCN		
Department:	01	Key Rooms (Financial Close)		
Room:	C0230	Consulting/examination room: Orthoptic		
Room Number:	1-D3-007		**Revision Date:**	18/09/2014

Activities:	1) Consultations. 2) Assessment / updating of electronic patient records (EPRs) 3) Clinical handwashing 4) Storage of sterile supplies and consumables on a trolley 5) Minimally invasive clinical procedures undertaken from one or both sides of the couch.			
Personnel:	1 x patient 2 x staff 2 x escorts			
Planning Relationships:				
Space Data:	**Area (m²):**		**Height (mm):**	2,700
	Refer to HLM-SZ-SL-SH-200-001 for room areas.			

Notes:

Refer to ME 571 series of drawings for access control (PCP 4.17)

Refer to HLM-SZ-00-PL-331-001 Anti-ligature Strategy for anti-ligature provision

ADB	Room Environmental Data	C0230

Project:	11072	RHSC & DCN
Department:	01	Key Rooms (Financial Close)
Room:	C0230	Consulting/examination room: Orthoptic
Room Number:	1-D3-007	**Revision Date:** 18/09/2014

AIR	Requirements	Notes
Winter Temperature (DegC):		Permissible space temperature range (dry bulb) (degC) : 18 - 28
Summer Temperature (DegC):		
Mechanical Ventilation (Supply ac/hr):	3.0	Ventilation Type: Central Supply and extract
Mechanical Ventilation (Extract ac/hr):	3.0	
Pressure Relative to Adjoining Space:	Balanced	
Filtration (%DSE and % Arrestance):	/	G4 - minimum
Humidity (%RH):		
General Notes:	Heating Type: Radiant Panels with TRV Remote Head Adj. Cooling: Comfort Cooled Fresh Air	

LIGHTING		
Service Illumination (Lux):	300	
Service Illumination Night (Lux):		Not Applicable
Local Illumination (Lux):	1,000.0	@ Bed/trolley 1450 AFFL
Colour Rendering Required:	Y	Colour rendering characteristics (Ra):80
Standby Lighting Grade:	A	Lighting of the level and quality equal or nearly equal to that provided by normal lighting
General Notes:	Control: Switch/Dimmer	

NOISE		
Privacy Factor Required (dB):		
Mechanical Services (NR):	35	Intrusive Noise: SHTM 08-01 noise intrusion from external noise sources is not given in NR values but instead in LAeq,1hr and LAmax,f.
Intrusive Noise (NR Leq):		40:daytime (LAeq,1hr)
***Acceptable Sound Level [L10dB(A)]:**		
***Speech Privacy Required:**	Y	
***Quality Which Cannot Be Tolerated:**		
(* alternative format)		
General Notes:	Refer to HLM 252 series of drawings for partition types and Acoustic Report (PCP 4.13)	

SAFETY		
Hot Surface Max. Temp (DegC):	43	
Hot Water Max. Temp (DegC):	41	
General Notes:	Maximum cold water discharge temperature (degC): 20	

FIRE

Enclosure:

Automatic Detection:

Refer to HLM 572 series of drawings and Fire Strategy Report (PCP 4.12)

ADB	Room Design Character	C0230

Project:	11072	RHSC & DCN		
Department:	01	Key Rooms (Financial Close)		
Room:	C0230	Consulting/examination room: Orthoptic		
Room Number:	1-D3-007		**Revision Date:**	18/09/2014

Walls:	Refer to HLM 330 series of drawings
Floor:	Refer to HLM 330 series of drawings
Ceiling:	Refer to HLM 332 series of drawings
Doorsets:	Refer to HLM 322 series of drawings for location / type.
Windows:	Clear, solar control (East, South, West facing), privacy control
Internal Glazing:	Refer to HLM 322 series for door and screen types.
Hatch:	N/A
Notes:	Blinds will be required to darken room for general ophthalmic examination.

ADB	Schedule of Components by Room	C0230

Project: 11072 RHSC & DCN
Department: D3 Orthoptics
Room: C0230 C/E Orthoptic (6 metre room)
Room Number: 1-D3-007
Revision Date: 09/09/2014

Quantity					Alt. Code	Grp
New	Trans	Total	Code	Description		
1		1	ALA001	PUSH BUTTON, security alarm		1
1		1	BAS101	BASIN, medium, hospital pattern, vitreous china, no tap holes, no overflow, intefral back outlet, 500W 400D		1
1		1	BLI2500	Blind; total blackout boxed; length as indicated. Wipeable.		1
1		1	BOA034	BOARD; marker; whiteboard; dry-wipe; with pen holder; wall mounted; 600H 900W.		1
1		1	CAS900	OPHTHALMOSCOPE; Indirect		3
1		1	CHA002	CHAIR; height adjustable; medium back; swivel; 5 star base; on castors		3
1		1	CHA031	CHAIR; child; upright; stacking; seat height 380mm		3
2		2	CHA083	CHAIR, stacking, polypropylene, with back and seat pads		3
1		1	COM033	COMPUTER KEYBOARD		3
1		1	COM1000	COMPUTER MONITOR; TFT; Sunray digital flat panel display; desk top		3
1		1	DIA2501	DIAGNOSTIC SET; retinoscope/opthalmoscope; wall mounted.		2
1		1	DIS013	DISPENSER, paper towel, wall mounted		2
1		1	DIS030	DISPENSER, soap, disposable single cartridge, lever action, wall mounted		2
1		1	DIS2503	DISPENSER; alcohol gel; disposable single cartridge; wall mounted.		2
1		1	DRA056	DRAWER UNIT, 2 drawer, lockable, on castors, 600H 410W 600D		3
1		1	HOL005	HOLDER; bin; medium; capacity 70 litres; freestanding.		3
2		2	HOO024	HOOK; hat and coat; 1.		1
1		1	LEN900	LENS SET; Trial		3
1		1	LIG003	LUMINAIRE, reading, adjustable arm, 100 watt		1
1		1	OUT005	SOCKET outlet, switched, 13amp, single		1
3		3	OUT010	SOCKET outlet, switched, 13amp, twin		1
1		1	OUT052	CONNECTION UNIT, switched, 13 amp		1
2		2	OUT131	SOCKET outlet double data/voice; wall/trunking mounted.		1
1		1	SIG2500	SIGN; vacant/engaged; wall mounted.		1
2		2	STF125	STORAGE UNIT; lower; cupboard; 1 door; 1 shelf; 550H 500W 450D		1
3		3	SUP2501	SUPPORT LEG; for 720 high worktop		1
1		1	SWC025	SWITCH, light		1
1		1	SYN001	SYNOPTOPHORE; includes set of 12 pairs of slides; with accessories set; orthoptics		3
1		1	TAP894	TAP bib; hospital pattern; integral thermostatic mixer; HTM64		1
1		1	TEL1000	TELEPHONE; handset.		3
1		1	TES005	Bailey-Lovie-LugMar; 6m; with controls; wall mounted		2
1		1	WAS100	WASTE, unslotted flush-grated, metal, 1.1/4 in		1
1		1	WAS1000	TRAP; concealed waste; for back outlet basins.		1
1		1	WKT1006L	WORKTOP; 720 high 800 deep 40mm thick; with 50mm upstand; length as drawn.		1

ADB	Room Data Sheet	C0517

Project:	11072	RHSC & DCN		
Department:	01	Key Rooms (Financial Close)		
Room:	C0517	ABR Room		
Room Number:	1-D4-002		**Revision Date:**	18/09/2014

Activities:	1) Audiometric examination and test procedures 2) Use of specialised visual aids and multi-media equipment 3) Use of recording equipment 4) Use of computer workstation(s) 5) Recording of patient data/notes			
Personnel:	1 x patient 3 x staff 2 x escorts			
Planning Relationships:	Easy access from waiting area. Adjacent to Audiology observation and control room. Clinical handwash to be located outside of the room/booth.			
Space Data:	**Area (m²):**		**Height (mm):**	2,700
	Refer to HLM-SZ-SL-SH-200-001 for room areas. Height is the nominal internal dimension of a standard booth and is subject to design/local decision. Room area includes booth wall thickness but excludes surrounding void and space for basin.			
Notes:	Refer to ME 571 series of drawings for access control (PCP 4.17) Refer to HLM-SZ-00-PL-331-001 Anti-ligature Strategy for anti-ligature provision			

ADB	Room Environmental Data	C0517

Project:	11072	RHSC & DCN		
Department:	01	Key Rooms (Financial Close)		
Room:	C0517	ABR Room		
Room Number:	1-D4-002		**Revision Date:**	18/09/2014

AIR	Requirements	Notes
Winter Temperature (DegC):		Permissible space temperature range (dry bulb) (degC) : 18 - 28
Summer Temperature (DegC):		
Mechanical Ventilation (Supply ac/hr):	10.0	Ventilation Type: Central Supply Air
Mechanical Ventilation (Extract ac/hr):		
Pressure Relative to Adjoining Space:	Positive	
Filtration (%DSE and % Arrestance):	/	F7 - minimum
Humidity (%RH):		

General Notes: Heating Type: Radiant Panels with TRV Remote Head Adj. Cooling: Comfort Cooled Fresh Air

LIGHTING		
Service Illumination (Lux):	500	
Service Illumination Night (Lux):		Not Applicable
Local Illumination (Lux):	1,000.0	@ Bed / Trolley 1450 AFFL
Colour Rendering Required:	Y	Colour rendering characteristics (Ra):80
Standby Lighting Grade:	A	Lighting of the level and quality equal or nearly equal to that provided by normal lighting

General Notes: Control: Switch/ Dimmer

NOISE		
Privacy Factor Required (dB):		
Mechanical Services (NR):	35	Intrusive Noise: SHTM 08-01 noise intrusion from external noise sources is not given in NR values but instead in LAeq,1hr and LAmax,f.
Intrusive Noise (NR Leq):		40:daytime (LAeq,1hr)
***Acceptable Sound Level [L10dB(A)]:**		
***Speech Privacy Required:**	Y	
***Quality Which Cannot Be Tolerated:**		
(* alternative format)		

General Notes: Refer to HLM 252 series of drawings for partition types and Acoustic Report (PCP 4.13)

SAFETY		
Hot Surface Max. Temp (DegC):	43	
Hot Water Max. Temp (DegC):	41	

General Notes: Maximum cold water discharge temperature (degC): 20

FIRE

Enclosure:

Automatic Detection:

Refer to HLM 572 series of drawings and Fire Strategy Report (PCP 4.12)

ADB	Room Design Character	C0517

Project:	11072	RHSC & DCN		
Department:	01	Key Rooms (Financial Close)		
Room:	C0517	ABR Room		
Room Number:	1-D4-002		**Revision Date:**	18/09/2014

Walls:	Refer to HLM 330 series of drawings
Floor:	Refer to HLM 330 series of drawings
Ceiling:	Refer to HLM 332 series of drawings
Doorsets:	Refer to HLM 322 series of drawings for location / type.
Windows:	Clear, solar control (East, South, West facing), privacy control
Internal Glazing:	Refer to HLM 322 series for door and screen types.
Hatch:	N/A

Notes:

ADB	Schedule of Components by Room	C0517

Project: 11072 RHSC & DCN
Department: D4 Audiology
Room: C0517 ABR Room
Room Number: 1-D4-002
Revision Date: 09/09/2014

Quantity					Alt. Code	Grp
New	Trans	Total	Code	Description		
1		1	ALA001	PUSH BUTTON, security alarm		1
1		1	ALA020	LAMP INDICATING fire alarm initiation, wall mounted		1
1		1	AUD005	AUDIOMETER; clinical; diagnostic; 195H 475W 450D		3
1		1	AUD8000	EVOKED POTENTIAL instrument; complete unit with Videotoscopy; 380H 365W 255D		3
1		1	AUD8001	TYMPANOMETER; High Frequency; 380H 365W 255D		3
1		1	AUD8002	Automated Auditory Brainstem Responses (AABR)		3
1		1	AUR2500	AURICLE; with videotoscopy		3
2		2	CHA002	CHAIR; height adjustable; medium back; swivel; 5 star base; on castors		3
1		1	CHA006	CHAIR; easy; with open arms; low back; upholstered		3
1		1	CHA091	CHAIR; easy; reclining; 1000H 630W 1880D		3
1		1	COM033	COMPUTER KEYBOARD		3
1		1	COM038	COMPUTER PRINTER, laser, A4, 250H 380W 385D		3
1		1	COM1000	COMPUTER MONITOR; TFT; Sunray digital flat panel display; desk top		3
3		3	CUP2563	CUPBOARD; 2 shelves; free standing; 800H x 600W x 500D		3
1		1	DES2504	DESK UNIT; free standing with drawers; cable management; adjustable legs; modesty panel; 1600W 800D		3
1		1	DIS2503	DISPENSER; alcohol gel; disposable single cartridge; wall mounted.		2
2		2	DRA056	DRAWER UNIT, 2 drawer, lockable, on castors, 600H 410W 600D		3
2		2	HOL005	HOLDER; bin; medium; capacity 70 litres; freestanding.		3
1		1	OUT005	SOCKET outlet, switched, 13amp, single		1
11		11	OUT010	SOCKET outlet, switched, 13amp, twin		1
2		2	OUT131	SOCKET outlet double data/voice; wall/trunking mounted.		1
1		1	SIG2500	SIGN; vacant/engaged; wall mounted.		1
1		1	SWC031	SWITCH; light; dimmer to M&E design.		1
1		1	TRO021	TROLLEY; 4 sets of runners; 850H 600W 600D		3

ADB	Room Data Sheet	C0516

Project:	11072	RHSC & DCN		
Department:	01	Key Rooms (Financial Close)		
Room:	C0516	Observation/Control room		
Room Number:	1-D4-006		**Revision Date:**	18/09/2014

Activities:	1) Observing activities within Audiology booth through panel 2) Use of computer workstation(s)			
Personnel:	3 x staff.			
Planning Relationships:	Adjacent to paediatric audiology booth.			
Space Data:	**Area (m²):**		**Height (mm):**	2,700
	Refer to HLM-SZ-SL-SH-200-001 for room areas.			

Notes:

Refer to ME 571 series of drawings for access control (PCP 4.17)

Refer to HLM-SZ-00-PL-331-001 Anti-ligature Strategy for anti-ligature provision

ADB	Room Environmental Data	C0516

Project:	11072	RHSC & DCN		
Department:	01	Key Rooms (Financial Close)		
Room:	C0516	Observation/Control room		
Room Number:	1-D4-006		**Revision Date:**	18/09/2014

AIR	Requirements	Notes
Winter Temperature (DegC):		Permissible space temperature range (dry bulb) (degC) : 18 - 25
Summer Temperature (DegC):		
Mechanical Ventilation (Supply ac/hr):	4.0	Ventilation Type: Central Supply and Extract
Mechanical Ventilation (Extract ac/hr):	4.0	
Pressure Relative to Adjoining Space:	Balanced	
Filtration (%DSE and % Arrestance):	/	G4 - minimum
Humidity (%RH):		
General Notes:	Heating Type: Radient Panels with TRV Remote Head Adj. Cooling: Comfort Cooled Fresh Air	

LIGHTING		
Service Illumination (Lux):	300	@ Desk 750-850 AFFL
Service Illumination Night (Lux):		Not Applicable
Local Illumination (Lux):		None
Colour Rendering Required:	Y	Colour rendering characteristics (Ra):80
Standby Lighting Grade:	A	Lighting of the level and quality equal or nearly equal to that provided by normal lighting
General Notes:	Control: Switch/ Dimmer	

NOISE		
Privacy Factor Required (dB):		
Mechanical Services (NR):	35	Intrusive Noise: SHTM 08-01 noise intrusion from external noise sources is not given in NR values but instead in LAeq,1hr and LAmax,f.
Intrusive Noise (NR Leq):		40:daytime (LAeq,1hr)
***Acceptable Sound Level [L10dB(A)]:**		
***Speech Privacy Required:**	Y	
***Quality Which Cannot Be Tolerated:**		
(* alternative format)		
General Notes:	Refer to HLM 252 series of drawings for partition types and Acoustic Report (PCP 4.13)	

SAFETY		
Hot Surface Max. Temp (DegC):	43	
Hot Water Max. Temp (DegC):	41	
General Notes:	Maximum cold water discharge temperature (degC): 20	

FIRE

Enclosure:

Automatic Detection:

Refer to HLM 572 series of drawings and Fire Strategy Report (PCP 4.12)

ADB	Room Design Character	C0516

Project:	11072	RHSC & DCN
Department:	01	Key Rooms (Financial Close)
Room:	C0516	Observation/Control room
Room Number:	1-D4-006	**Revision Date:** 18/09/2014

Walls:	Refer to HLM 330 series of drawings
Floor:	Refer to HLM 330 series of drawings
Ceiling:	Refer to HLM 332 series of drawings
Doorsets:	Refer to HLM 322 series of drawings for location / type.
Windows:	N/A
Internal Glazing:	Observation panel, one-way viewing from control room into booth.
Hatch:	N/A

Notes:

ADB	Schedule of Components by Room	C0516

Project: 11072 RHSC & DCN
Department: D4 Audiology
Room: C0516 Obs/Control
Room Number: 1-D4-006
Revision Date: 09/09/2014

Quantity					Alt. Code	Grp
New	Trans	Total	Code	Description		
1		1	AMP2500	AMPLIFIER SYSTEM		1
1		1	AUD005	AUDIOMETER; clinical; diagnostic; 195H 475W 450D		3
1		1	AUR2500	AURICLE; with videotoscopy		3
1		1	BAS101	BASIN, medium, hospital pattern, vitreous china, no tap holes, no overflow, intefral back outlet, 500W 400D		1
1		1	CHA002	CHAIR; height adjustable; medium back; swivel; 5 star base; on castors		3
1		1	CHA017	CHAIR; upright; upholstered; stacking		3
1		1	CHA032	CHAIR; child; upright; stacking; seat height 420mm		3
1		1	CLO003	CLOCK synchronous with second sweep hand, wall mounted		1
1		1	COM033	COMPUTER KEYBOARD		3
1		1	COM1000	COMPUTER MONITOR; TFT; Sunray digital flat panel display; desk top		3
1		1	CON2503	Control Unit for induction loop.		1
1		1	DIS013	DISPENSER, paper towel, wall mounted		2
1		1	DIS030	DISPENSER, soap, disposable single cartridge, lever action, wall mounted		2
1		1	DIS2503	DISPENSER; alcohol gel; disposable single cartridge; wall mounted.		2
1		1	HOL005	HOLDER; bin; medium; capacity 70 litres; freestanding.		3
1		1	MON017	MONITOR and CONTROL for CCTV; complete with flat screen monitor; keyboard; digital recorder (computer) and power supply.		1
1		1	MSC2533	CABINET base; drawer line, 400mm facing; (400x600 inserts); with formed plastic liners; 1 door hinged right; on plinth; o/a height 680.		1
1		1	MSC2535	CABINET base; drawer lined, 400mm facing; (400x600 inserts); with formed plastic liners; 1 door hinged left; on plinth; o/a height 680.		1
1		1	OUT005	SOCKET outlet, switched, 13amp, single		1
10		10	OUT012	SOCKET outlet switched 13amp twin; trunking/pendant mounted.		1
3		3	OUT131	SOCKET outlet double data/voice; wall/trunking mounted.		1
1		1	OUT2502	LOOP; induction.		1
1		1	SIG2500	SIGN; vacant/engaged; wall mounted.		1
2		2	SUP2501	SUPPORT LEG; for 720 high worktop		1
1		1	SWC025	SWITCH, light		1
1		1	SWC033	SWITCH dimmer; 3 position; wall mounted		1
1		1	TAP894	TAP bib; hospital pattern; integral thermostatic mixer; HTM64		1
1		1	TRU1000	TRUNKING; Power and Data trunking; length as drawn.		1
1		1	WAS100	WASTE, unslotted flush-grated, metal, 1.1/4 in		1
1		1	WAS1000	TRAP; concealed waste; for back outlet basins.		1
1		1	WKT1006L	WORKTOP; 720 high 800 deep 40mm thick; with 50mm upstand; length as drawn.		1

ADB	Room Data Sheet	C0515

Project:	11072	RHSC & DCN		
Department:	01	Key Rooms (Financial Close)		
Room:	C0515	Testing/Clinic room		
Room Number:	1-D4-007		**Revision Date:**	18/09/2014

Activities:	1) Assessment / updating of electronic patient records (EPRs) 2) Use of monitoring/diagnostic or therapeutic equipment 3) Use of mobile diagnostic and therapeutic equipment 4) Audiometric examination and test procedures			
Personnel:	1 x patient 1 x staff 2 x escorts			
Planning Relationships:	Close to a clean utility room. Close to a dirty utility room.			
Space Data:	**Area (m²):**		**Height (mm):**	2,700
	Refer to HLM-SZ-SL-SH-200-001 for room areas.			

Notes:

Refer to ME 571 series of drawings for access control (PCP 4.17)

Refer to HLM-SZ-00-PL-331-001 Anti-ligature Strategy for anti-ligature provision

ADB	Room Environmental Data	C0515

Project:	11072	RHSC & DCN
Department:	01	Key Rooms (Financial Close)
Room:	C0515	Testing/Clinic room
Room Number:	1-D4-007	**Revision Date:** 18/09/2014

AIR	Requirements	Notes
Winter Temperature (DegC):		Permissible space temperature range (dry bulb) (degC) : 18 - 28
Summer Temperature (DegC):		
Mechanical Ventilation (Supply ac/hr):	3.0	Ventilation Type: Central Supply and Extract
Mechanical Ventilation (Extract ac/hr):	3.0	
Pressure Relative to Adjoining Space:	Balanced	
Filtration (%DSE and % Arrestance):	/	G4 - minimum
Humidity (%RH):		
General Notes:	Heating Type: Radiant Panels with TRV Remote Head Adj. Cooling: Comfort Cooled Fresh Air	

LIGHTING		
Service Illumination (Lux):	300	
Service Illumination Night (Lux):		Not Applicable
Local Illumination (Lux):	1,000.0	@ Bed/trolley 1450 AFFL
Colour Rendering Required:	Y	Colour rendering characteristics (Ra):80
Standby Lighting Grade:	A	Lighting of the level and quality equal or nearly equal to that provided by normal lighting
General Notes:	Control: Switch	

NOISE		
Privacy Factor Required (dB):		
Mechanical Services (NR):	35	Intrusive Noise: SHTM 08-01 noise intrusion from external noise sources is not given in NR values but instead in LAeq,1hr and LAmax,f.
Intrusive Noise (NR Leq):		40:daytime (LAeq,1hr)
***Acceptable Sound Level [L10dB(A)]:**		
***Speech Privacy Required:**	Y	
***Quality Which Cannot Be Tolerated:**		
(* alternative format)		
General Notes:	Refer to HLM 252 series of drawings for partition types and Acoustic Report (PCP 4.13)	

SAFETY		
Hot Surface Max. Temp (DegC):	43	
Hot Water Max. Temp (DegC):	41	
General Notes:	Maximum cold water discharge temperature (degC): 20	

FIRE

Enclosure:

Automatic Detection:

Refer to HLM 572 series of drawings and Fire Strategy Report (PCP 4.12)

ADB	Room Design Character	C0515

Project:	11072	RHSC & DCN		
Department:	01	Key Rooms (Financial Close)		
Room:	C0515	Testing/Clinic room		
Room Number:	1-D4-007		**Revision Date:**	18/09/2014

Walls:	Refer to HLM 330 series of drawings
Floor:	Refer to HLM 330 series of drawings
Ceiling:	Refer to HLM 332 series of drawings
Doorsets:	Refer to HLM 322 series of drawings for location / type.
Windows:	N/A
Internal Glazing:	Refer to HLM 322 series for door and screen types.
Hatch:	N/A
Notes:	Blinds will be required to darken room for general ophthalmic examination.

ADB	Schedule of Components by Room	C0515

Project: 11072 RHSC & DCN
Department: D4 Audiology
Room: C0515 Testing/Clinic Room
Room Number: 1-D4-007
Revision Date: 09/09/2014

Quantity					Alt. Code	Grp
New	Trans	Total	Code	Description		
1		1	ALA001	PUSH BUTTON, security alarm		1
1		1	ALA020	LAMP INDICATING fire alarm initiation, wall mounted		1
1		1	AMP2500	AMPLIFIER SYSTEM		1
1		1	AUD003	METER; sound level; 265H 75W 60D		3
1		1	AUD005	AUDIOMETER; clinical; diagnostic; 195H 475W 450D		3
1		1	AUD8001	TYMPANOMETER; High Frequency; 380H 365W 255D		3
1		1	AUR2500	AURICLE; with videotoscopy		3
2		2	BEN002	PLAY-BENCH UNIT; with 3 storage boxes; 360H 1035W 470D		3
1		1	BLI2500	Blind; total blackout boxed; length as indicated. Wipeable.		1
2		2	CAM031	CAMERA; CCTV; pan/tilt/zoom.		1
1		1	CHA002	CHAIR; height adjustable; medium back; swivel; 5 star base; on castors		3
2		2	CHA017	CHAIR; upright; upholstered; stacking		3
1		1	CHA032	CHAIR; child; upright; stacking; seat height 420mm		3
1		1	CHA2514	D CHAIR; with safety straps		3
1		1	COM031	COMPUTER: standard with keyboard and screen.		3
1		1	COM038	COMPUTER PRINTER, laser, A4, 250H 380W 385D		3
1		1	DES022	DESK; cantilever; single pedestal 3 drawer; cable management; modesty panel; 1600W 800D		3
2		2	HOL005	HOLDER; bin; medium; capacity 70 litres; freestanding.		3
13		13	OUT010	SOCKET outlet, switched, 13amp, twin		1
2		2	OUT121	SOCKET outlet; computer data; double.		1
1		1	OUT2502	LOOP; induction.		1
2		2	SPE2500	SPEAKERS; high specification		1
1		1	SWC033	SWITCH dimmer; 3 position; wall mounted		1
1		1	TAB054	TABLE, occasional, undershelf, 450H 610W 610D		3
4		4	TRU1000	TRUNKING; Power and Data trunking; length as drawn.		1
2		2	VRA2500	VRA record unit; 3 toy stack		2

ADB	Room Data Sheet	C0110-01

Project:	11072	RHSC & DCN		
Department:	01	Key Rooms (Financial Close)		
Room:	C0110-01	Distraction Free Treatment: SALT		
Room Number:	1-D6-035		**Revision Date:**	18/09/2014

Activities:	1) Clinical handwashing 2) Use of monitoring/diagnostic or therapeutic equipment 3) Use of computer workstation(s) 4) Use of Telephone			
Personnel:	1 x patient 2 x staff 2 x escorts			
Planning Relationships:				
Space Data:	**Area (m²):**		**Height (mm):**	2,700
	Refer to HLM-SZ-SL-SH-200-001 for room areas.			

Notes:

Refer to ME 571 series of drawings for access control (PCP 4.17)

Refer to HLM-SZ-00-PL-331-001 Anti-ligature Strategy for anti-ligature provision

ADB	Room Environmental Data	C0110-01

Project:	11072	RHSC & DCN
Department:	01	Key Rooms (Financial Close)
Room:	C0110-01	Distraction Free Treatment: SALT
Room Number:	1-D6-035	**Revision Date:** 18/09/2014

AIR	Requirements	Notes
Winter Temperature (DegC):		Permissible space temperature range (dry bulb) (degC) : 18 - 28
Summer Temperature (DegC):		
Mechanical Ventilation (Supply ac/hr):	3.0	Ventilation Type: Central Supply and Extract
Mechanical Ventilation (Extract ac/hr):	3.0	
Pressure Relative to Adjoining Space:	Balanced	
Filtration (%DSE and % Arrestance):	/	G4 - minimum
Humidity (%RH):		

General Notes: Heating Type: Radiant Panels with TRV Remote Head Adj. Cooling: Comfort Cooled Fresh Air

LIGHTING		
Service Illumination (Lux):	300	
Service Illumination Night (Lux):		Not Applicable
Local Illumination (Lux):	1,000.0	@ Bed/trolley 1450 AFFL
Colour Rendering Required:	Y	Colour rendering characteristics (Ra):80
Standby Lighting Grade:	A	Lighting of the level and quality equal or nearly equal to that provided by normal lighting

General Notes: Control: Switch

NOISE		
Privacy Factor Required (dB):		
Mechanical Services (NR):	35	Intrusive Noise: SHTM 08-01 noise intrusion from external noise sources is not given in NR values but instead in LAeq,1hr and LAmax,f.
Intrusive Noise (NR Leq):		40:daytime (LAeq,1hr)
***Acceptable Sound Level [L10dB(A)]:**		
***Speech Privacy Required:**	Y	
***Quality Which Cannot Be Tolerated:**		
(* alternative format)		

General Notes: Refer to HLM 252 series of drawings for partition types and Acoustic Report (PCP 4.13)

SAFETY		
Hot Surface Max. Temp (DegC):	43	
Hot Water Max. Temp (DegC):	41	

General Notes: Maximum cold water discharge temperature (degC): 20

FIRE

Enclosure:

Automatic Detection:

Refer to HLM 572 series of drawings and Fire Strategy Report (PCP 4.12)

ADB	Room Design Character	C0110-01

Project:	11072	RHSC & DCN		
Department:	01	Key Rooms (Financial Close)		
Room:	C0110-01	Distraction Free Treatment: SALT		
Room Number:	1-D6-035		**Revision Date:**	18/09/2014

Walls:	Refer to HLM 330 series of drawings
Floor:	Refer to HLM 330 series of drawings
Ceiling:	Refer to HLM 332 series of drawings
Doorsets:	Refer to HLM 322 series of drawings for location / type.
Windows:	Clear, solar control (East, South, West facing), privacy control
Internal Glazing:	Refer to HLM 322 series for door and screen types.
Hatch:	N/A

Notes:

ADB	Schedule of Components by Room	C0110-01

Project: 11072 RHSC & DCN
Department: D6 RHSC Therapies
Room: C0110-01 Standard Distraction Free Treatment Room
Room Number: 1-D6-035 **Revision Date:** 09/09/2014

Quantity					Alt. Code	Grp
New	Trans	Total	Code	Description		
1		1	BAS101	BASIN, medium, hospital pattern, vitreous china, no tap holes, no overflow, intefral back outlet, 500W 400D		1
1		1	BOA037	BOARD; marker; whiteboard; dry-wipe; with pen holder; wall mounted; 900H 1200W.		1
1		1	CAL047	PUSH BUTTON staff emergency call; reset and integral/adjacent indicator lamp; trunking mounted.		1
3		3	CHA017	CHAIR; upright; upholstered; stacking		3
2		2	CHA2500	Chair; childs; upright; lockable; height adjustable		3
1		1	CLO003	CLOCK synchronous with second sweep hand, wall mounted		1
1		1	COM033	COMPUTER KEYBOARD		3
1		1	COM035	COMPUTER PRINTER; line; small		3
1		1	COM1000	COMPUTER MONITOR; TFT; Sunray digital flat panel display; desk top		3
1		1	CUP2999	CUPBOARD, built in, sliding doors, distraction free treatment		1
1		1	DIS013	DISPENSER, paper towel, wall mounted		2
1		1	DIS030	DISPENSER, soap, disposable single cartridge, lever action, wall mounted		2
1		1	DIS2500	DISPENSER; danicentre; combined glove/apron.		2
1		1	DIS2503	DISPENSER; alcohol gel; disposable single cartridge; wall mounted.		2
1		1	EXE2518	EXERCISE MAT; 1520W 2130L		3
2		2	HOL005	HOLDER; bin; medium; capacity 70 litres; freestanding.		3
2		2	HOO024	HOOK; hat and coat; 1.		1
1		1	OUT005	SOCKET outlet, switched, 13amp, single		1
5		5	OUT010	SOCKET outlet, switched, 13amp, twin		1
5		5	OUT131	SOCKET outlet double data/voice; wall/trunking mounted.		1
1		1	PEG002	PEGS; equipment; medium; 2; wide spacing; wall mounted.		1
1		1	SIG2500	SIGN; vacant/engaged; wall mounted.		1
1		1	STF151	STORAGE UNIT; lower; 2 drawer; on castors; 600H 500W 450D		3
1		1	STO023	STOOL; laboratory; complete with footring		3
1		1	SWC025	SWITCH, light		1
1		1	TAB2506	TABLE; for child; adjustable height; 900W 600D		3
1		1	TAP894	TAP bib; hospital pattern; integral thermostatic mixer; HTM64		1
1		1	TEL1000	TELEPHONE; handset.		3
1		1	TRU1000	TRUNKING; Power and Data trunking; length as drawn.		1
1		1	WAS100	WASTE, unslotted flush-grated, metal, 1.1/4 in		1
1		1	WAS1000	TRAP; concealed waste; for back outlet basins.		1
1		1	WKT1003H	WORKTOP; 920 high 600 deep 40mm thick; with 50mm upstand; length as drawn.		1

ADB	Room Data Sheet	X0208

Project:	11072	RHSC & DCN		
Department:	01	Key Rooms (Financial Close)		
Room:	X0208	Rehabilitation Room:OT		
Room Number:	1-D6-048		**Revision Date:**	18/09/2014

Activities:	1) Clinical handwashing 2) Assessment / rehabilitative work under supervision of occupational therapy staff 3) Assessment / updating of electronic patient records (EPRs) 4) Use of monitoring/diagnostic or therapeutic equipment 5) Use of mobile diagnostic and therapeutic equipment 6) Storage / preparation of dressing/instrument trolleys 7) Sterile supplies and consumables are held			
Personnel:	6 x patients 4 x staff 6 x escorts			
Planning Relationships:	Close to a clean utility room. Close to a dirty utility room.			
Space Data:	**Area (m²):**		**Height (mm):**	3,200
	Refer to HLM-SZ-SL-SH-200-001 for room areas.			

Notes:

Refer to ME 571 series of drawings for access control (PCP 4.17)

Refer to HLM-SZ-00-PL-331-001 Anti-ligature Strategy for anti-ligature provision

ADB	Room Environmental Data	X0208

Project:	11072	RHSC & DCN		
Department:	01	Key Rooms (Financial Close)		
Room:	X0208	Rehabilitation Room:OT		
Room Number:	1-D6-048		**Revision Date:**	18/09/2014

AIR	Requirements	Notes
Winter Temperature (DegC):		Permissible space temperature range (dry bulb) (degC) : 18 - 28
Summer Temperature (DegC):		
Mechanical Ventilation (Supply ac/hr):	10.0	Ventilation Type: Central Supply Air
Mechanical Ventilation (Extract ac/hr):		
Pressure Relative to Adjoining Space:	Positive	
Filtration (%DSE and % Arrestance):	/	F7- minimum
Humidity (%RH):		
General Notes:	Heating Type: Radiant Panels with TRV Remote Head Adj. Cooling: Comfort Cooled Fresh Air	

LIGHTING		
Service Illumination (Lux):	500	
Service Illumination Night (Lux):		Not Applicable
Local Illumination (Lux):	1,000.0	@ Bed/trolley 1450 AFFL
Colour Rendering Required:	Y	Colour rendering characteristics (Ra):80
Standby Lighting Grade:	A	Lighting of the level and quality equal or nearly equal to that provided by normal lighting
General Notes:	Control: Switch	

NOISE		
Privacy Factor Required (dB):		
Mechanical Services (NR):	35	Intrusive Noise: SHTM 08-01 noise intrusion from external noise sources is not given in NR values but instead in LAeq,1hr and LAmax,f.
Intrusive Noise (NR Leq):		40:daytime (LAeq,1hr)
***Acceptable Sound Level [L10dB(A)]:**		
***Speech Privacy Required:**	Y	
***Quality Which Cannot Be Tolerated:**		
(* alternative format)		
General Notes:	Refer to HLM 252 series of drawings for partition types and Acoustic Report (PCP 4.13)	

SAFETY		
Hot Surface Max. Temp (DegC):	43	
Hot Water Max. Temp (DegC):	41	
General Notes:	Maximum cold water discharge temperature (degC): 20	

FIRE

Enclosure:

Automatic Detection:

Refer to HLM 572 series of drawings and Fire Strategy Report (PCP 4.12)

ADB	Room Design Character	X0208

Project:	11072	RHSC & DCN
Department:	01	Key Rooms (Financial Close)
Room:	X0208	Rehabilitation Room:OT
Room Number:	1-D6-048	**Revision Date:** 18/09/2014

Walls:	Refer to HLM 330 series of drawings
Floor:	Refer to HLM 330 series of drawings
Ceiling:	Refer to HLM 332 series of drawings
Doorsets:	Refer to HLM 322 series of drawings for location / type.
Windows:	N/A or Clear, solar control (East, South, West facing), privacy control
Internal Glazing:	Refer to HLM 322 series for door and screen types.
Hatch:	N/A

Notes:

ADB	Schedule of Components by Room	X0208

Project: 11072 RHSC & DCN
Department: D6 RHSC Therapies
Room: X0208 Rehabilitation Room (Physio)
Room Number: 1-D6-048
Revision Date: 09/09/2014

Quantity					Alt. Code	Grp
New	Trans	Total	Code	Description		
1		1	BAS101	BASIN, medium, hospital pattern, vitreous china, no tap holes, no overflow, intefral back outlet, 500W 400D		1
1		1	BOA022	BOARD; display/notice; magnetic; wall mounted; 900H 600W.		1
2		2	BRA013	BRACKET; TV; height adjustable; wall mounted.		1
1		1	BRA904	BRACKET; for Wii		2
1		1	CAL047	PUSH BUTTON staff emergency call; reset and integral/adjacent indicator lamp; trunking mounted.		1
1		1	CAM2500	VIDEO MONITORING EQUIPMENT; camera.		2
2		2	CHA017	CHAIR; upright; upholstered; stacking		3
2		2	CHA031	CHAIR; child; upright; stacking; seat height 380mm		3
1		1	CLO003	CLOCK synchronous with second sweep hand, wall mounted		1
1		1	COM033	COMPUTER KEYBOARD		3
1		1	COM1000	COMPUTER MONITOR; TFT; Sunray digital flat panel display; desk top		3
1		1	DIS013	DISPENSER, paper towel, wall mounted		2
1		1	DIS024	DISPENSER, soap, wall mounted		2
1		1	DIS2500	DISPENSER; danicentre; combined glove/apron.		2
1		1	DIS2503	DISPENSER; alcohol gel; disposable single cartridge; wall mounted.		2
1		1	EXE002	EXERCISE BARS; junior foldable parallel; 650mm H X 1860mm L X 360mm W		3
1		1	EXE004	EXERCISE BARS; foldable parallel; 1000mm H X 2300mm L X 610mm W		3
1		1	EXE2501	Motamed Bike (Wheelchair Accessible)		3
1		1	EXE2512	RECUMBENT BIKE; 1660 x660		3
1		1	EXE2513	RACK; gym ball storage; adjustable; wall mounted		2
1		1	EXE2517	EXERCISE STAIR; corner		3
2		2	EXE2518	EXERCISE MAT; 1520W 2130L		3
1		1	GAM1002	Gaming; Wii		1
1		1	HOI006	HOIST PATIENT; electric; 24V; track ceiling mounted (Length of the track to suit the individual needs).		1
2		2	HOL005	HOLDER; bin; medium; capacity 70 litres; freestanding.		3
2		2	MIR2501	MIRROR; unbreakable; wall mounted; 1600 H 1600W.		1
1		1	MSC081	CABINET base; 600mm facing; (600x400 inserts); with formed plastic liners; 1 door hinged right; on plinth; o/a height 900.		1
1		1	MSC127	CABINET top; 600mm facing; (600x400 inserts); with formed plastic liners; 1 door hinged right; wall mounted.		1
1		1	OUT004	OUTLET cable, fused, 13 amp, ceiling mounted		1
1		1	OUT005	SOCKET outlet, switched, 13amp, single		1
6		6	OUT010	SOCKET outlet, switched, 13amp, twin		1
1		1	OUT059	CONNECTION UNIT switched 13amp, indicator light		1
2		2	OUT131	SOCKET outlet double data/voice; wall/trunking mounted.		1
2		2	OUT206	SOCKET outlet television aerial; single; wall mounted.		1
1		1	OUT452	OUTLET; 4 kPa compressed air medical; trunking mounted.		1
1		1	OUT471	OUTLET; oxygen medical; trunking mounted.		1
1		1	OUT476	OUTLET; vacuum medical; trunking mounted.		1
1		1	PEG002	PEGS; equipment; medium; 2; wide spacing; wall mounted.		1

ADB	Schedule of Components by Room	X0208

Project: 11072 RHSC & DCN
Department: D6 RHSC Therapies
Room: X0208 Rehabilitation Room (Physio)
Room Number: 1-D6-048
Revision Date: 09/09/2014

Quantity					Alt. Code	Grp
New	Trans	Total	Code	Description		
1		1	PLI042	PLINTH; 3 section; variable height 380/1010H 2100W 1000D		3
1		1	SIG2500	SIGN; vacant/engaged; wall mounted.		1
1		1	STO004	STOOL, height adjustable, swivel, mobile		3
1		1	STO023	STOOL; laboratory; complete with footring		3
1		1	SUP2500	SUPPORT LEG; for 920 high worktop		1
1		1	SWC025	SWITCH, light		1
1		1	TAB2506	TABLE; for child; adjustable height; 900W 600D		3
1		1	TAP894	TAP bib; hospital pattern; integral thermostatic mixer; HTM64		1
1		1	TEL1000	TELEPHONE; handset.		3
1		1	TRU1001	MEDICAL SERVICE TRUNKING; horizontal; length as drawn.		1
2		2	TVM2500	TV / monitor flat screen with DVD player		3
1		1	WAS100	WASTE, unslotted flush-grated, metal, 1.1/4 in		1
1		1	WAS1000	TRAP; concealed waste; for back outlet basins.		1
1		1	WKT1006H	WORKTOP; 920 high 800 deep 40mm thick; with 50mm upstand; length as drawn.		1

A47117341

ADB	Room Data Sheet	X0208-01

Project:	11072	RHSC & DCN		
Department:	01	Key Rooms (Financial Close)		
Room:	X0208-01	Rehabilitation Room: Physio		
Room Number:	1-D6-053		**Revision Date:**	18/09/2014

Activities:	1) Clinical handwashing 2) Invasive clinical procedures from side of couch 3) Assessment / updating of electronic patient records (EPRs) 4) Use of mobile diagnostic and therapeutic equipment 5) Rehabilitation exercises			
Personnel:	6 x patients 4 x staff 6 x escorts			
Planning Relationships:				
Space Data:	**Area (m²):**		**Height (mm):**	3,200
	Refer to HLM-SZ-SL-SH-200-001 for room areas.			

Notes:

Refer to ME 571 series of drawings for access control (PCP 4.17)

Refer to HLM-SZ-00-PL-331-001 Anti-ligature Strategy for anti-ligature provision

ADB	Room Environmental Data	X0208-01

Project:	11072	RHSC & DCN		
Department:	01	Key Rooms (Financial Close)		
Room:	X0208-01	Rehabilitation Room: Physio		
Room Number:	1-D6-053		**Revision Date:**	18/09/2014

AIR	Requirements	Notes
Winter Temperature (DegC):		Permissible space temperature range (dry bulb) (degC) : 18 - 28
Summer Temperature (DegC):		
Mechanical Ventilation (Supply ac/hr):	10.0	Ventilation Type: Central Supply Air
Mechanical Ventilation (Extract ac/hr):		
Pressure Relative to Adjoining Space:	Positive	
Filtration (%DSE and % Arrestance):	/	F7 - minimum
Humidity (%RH):		

General Notes: Heating Type: Radiant Panels with TRV Remote Head Adj. Cooling: Comfort Cooled Fresh Air

LIGHTING		
Service Illumination (Lux):	500	
Service Illumination Night (Lux):		Not Applicable
Local Illumination (Lux):	1,000.0	@ Bed/trolley 1450 AFFL
Colour Rendering Required:	Y	Colour rendering characteristics (Ra):80
Standby Lighting Grade:	A	Lighting of the level and quality equal or nearly equal to that provided by normal lighting

General Notes: Control: Switch

NOISE		
Privacy Factor Required (dB):		
Mechanical Services (NR):	35	Intrusive Noise: SHTM 08-01 noise intrusion from external noise sources is not given in NR values but instead in LAeq,1hr and LAmax,f.
Intrusive Noise (NR Leq):		40:daytime (LAeq,1hr)
***Acceptable Sound Level [L10dB(A)]:**		
***Speech Privacy Required:**	Y	
***Quality Which Cannot Be Tolerated:**		
(* alternative format)		

General Notes: Refer to HLM 252 series of drawings for partition types and Acoustic Report (PCP 4.13)

SAFETY		
Hot Surface Max. Temp (DegC):	43	
Hot Water Max. Temp (DegC):	41	

General Notes: Maximum cold water discharge temperature (degC): 20

FIRE

Enclosure:

Automatic Detection:

Refer to HLM 572 series of drawings and Fire Strategy Report (PCP 4.12)

ADB	Room Design Character	X0208-01

Project:	11072	RHSC & DCN		
Department:	01	Key Rooms (Financial Close)		
Room:	X0208-01	Rehabilitation Room: Physio		
Room Number:	1-D6-053		**Revision Date:**	18/09/2014

Walls:	Refer to HLM 330 series of drawings
Floor:	Refer to HLM 330 series of drawings
Ceiling:	Refer to HLM 332 series of drawings
Doorsets:	Refer to HLM 322 series of drawings for location / type.
Windows:	N/A or Clear, solar control (East, South, West facing), privacy control
Internal Glazing:	Refer to HLM 322 series for door and screen types.
Hatch:	N/A

Notes:

ADB	Schedule of Components by Room	X0208-01

Project: 11072 RHSC & DCN
Department: D6 RHSC Therapies
Room: X0208-01 Rehabilitation Room (Physio)
Room Number: 1-D6-053
Revision Date: 09/09/2014

Quantity					Alt. Code	Grp
New	Trans	Total	Code	Description		
1		1	BAS101	BASIN, medium, hospital pattern, vitreous china, no tap holes, no overflow, intefral back outlet, 500W 400D		1
1		1	BOA034	BOARD; marker; whiteboard; dry-wipe; with pen holder; wall mounted; 600H 900W.		1
1		1	CAL047	PUSH BUTTON staff emergency call; reset and integral/adjacent indicator lamp; trunking mounted.		1
1		1	CAM2500	VIDEO MONITORING EQUIPMENT; camera.		2
4		4	CHA031	CHAIR; child; upright; stacking; seat height 380mm		3
8		8	CHA317	CHAIR, upright, upholstered, stacking, wipeable		3
1		1	CLO003	CLOCK synchronous with second sweep hand, wall mounted		1
1		1	COM033	COMPUTER KEYBOARD		3
1		1	COM1000	COMPUTER MONITOR; TFT; Sunray digital flat panel display; desk top		3
1		1	DIS013	DISPENSER, paper towel, wall mounted		2
1		1	DIS024	DISPENSER, soap, wall mounted		2
1		1	DIS2500	DISPENSER; danicentre; combined glove/apron.		2
1		1	DIS2502	DISPENSER; plinth roller towel		2
1		1	DIS2503	DISPENSER; alcohol gel; disposable single cartridge; wall mounted.		2
1		1	EXE007	EXERCISE BARS; wall; 2400H 920W.		2
1		1	EXE008	EXERCISE BENCH; 400H 3400W 260D		3
1		1	EXE2513	RACK; gym ball storage; adjustable; wall mounted		2
2		2	EXE2518	EXERCISE MAT; 1520W 2130L		3
1		1	HOI006	HOIST PATIENT; electric; 24V; track ceiling mounted (Length of the track to suit the individual needs).		1
2		2	HOL005	HOLDER; bin; medium; capacity 70 litres; freestanding.		3
1		1	MIR2501	MIRROR; unbreakable; wall mounted; 1600 H 1600W.		1
1		1	MSC082	CABINET base; 600mm facing; (600x400 inserts); with formed plastic liners; 1 door hinged left; on plinth; o/a height 900.		1
1		1	MSC128	CABINET top; 600mm facing; (600x400 inserts); with formed plastic liners; 1 door hinged left; wall mounted.		1
1		1	OUT004	OUTLET cable, fused, 13 amp, ceiling mounted		1
1		1	OUT005	SOCKET outlet, switched, 13amp, single		1
6		6	OUT010	SOCKET outlet, switched, 13amp, twin		1
1		1	OUT059	CONNECTION UNIT switched 13amp, indicator light		1
2		2	OUT121	SOCKET outlet; computer data; double.		1
1		1	OUT215	SOCKET outlet, telephone		1
1		1	PEG002	PEGS; equipment; medium; 2; wide spacing; wall mounted.		1
1		1	PLI041	PLINTH; 3 section; variable height 380/1010H 1880W 710D		3
1		1	RIN005	RING; basket ball; includes: ring; fixing; basket ball and net; 500mm dia.		2
2		2	SCR2503	SCREEN, mobile 2500L 480W 1700H		3
1		1	SIG2500	SIGN; vacant/engaged; wall mounted.		1
2		2	STO004	STOOL, height adjustable, swivel, mobile		3
1		1	STO023	STOOL; laboratory; complete with footring		3
1		1	SUP2500	SUPPORT LEG; for 920 high worktop		1
1		1	SWC025	SWITCH, light		1
1		1	TAP894	TAP bib; hospital pattern; integral thermostatic mixer; HTM64		1
1		1	TEL1000	TELEPHONE; handset.		3

ADB	Schedule of Components by Room	X0208-01

Project: 11072 RHSC & DCN
Department: D6 RHSC Therapies
Room: X0208-01 Rehabilitation Room (Physio)
Room Number: 1-D6-053
Revision Date: 09/09/2014

Quantity					Alt. Code	Grp
New	Trans	Total	Code	Description		
1		1	TRU1000	TRUNKING; Power and Data trunking; length as drawn.		1
1		1	WAS100	WASTE, unslotted flush-grated, metal, 1.1/4 in		1
1		1	WAS1000	TRAP; concealed waste; for back outlet basins.		1
1		1	WKT1006H	WORKTOP; 920 high 800 deep 40mm thick; with 50mm upstand; length as drawn.		1

ADB	Room Data Sheet	X0208-02

Project:	11072	RHSC & DCN		
Department:	01	Key Rooms (Financial Close)		
Room:	X0208-02	Rehabilitation Room: Physio (CV Equip)		
Room Number:	1-D6-054		**Revision Date:**	18/09/2014

Activities:	1) Clinical handwashing 2) Assessment / updating of electronic patient records (EPRs) 3) Use of mobile diagnostic and therapeutic equipment 4) Rehabilitation exercises 5) Relaxation activities 6) Use of bicycle / exercise equipment.			
Personnel:	6 x patients 4 x staff 6 x escorts			
Planning Relationships:				
Space Data:	**Area (m^2):**		**Height (mm):**	3,200
	Refer to HLM-SZ-SL-SH-200-001 for room areas.			

Notes:

Refer to ME 571 series of drawings for access control (PCP 4.17)

Refer to HLM-SZ-00-PL-331-001 Anti-ligature Strategy for anti-ligature provision

ADB	Room Environmental Data	X0208-02

Project:	11072	RHSC & DCN
Department:	01	Key Rooms (Financial Close)
Room:	X0208-02	Rehabilitation Room: Physio (CV Equip)
Room Number:	1-D6-054	**Revision Date:** 18/09/2014

AIR	Requirements	Notes
Winter Temperature (DegC):		Permissible space temperature range (dry bulb) (degC) : 18 - 28
Summer Temperature (DegC):		
Mechanical Ventilation (Supply ac/hr):	10.0	Ventilation Type: Central Supply Air
Mechanical Ventilation (Extract ac/hr):		
Pressure Relative to Adjoining Space:	Positive	
Filtration (%DSE and % Arrestance):	/	F7 - minimum
Humidity (%RH):		

General Notes: Heating Type: Radiant Panels with TRV Remote Head Adj. Cooling: Comfort Cooled Fresh Air

LIGHTING		
Service Illumination (Lux):	500	
Service Illumination Night (Lux):		Not Applicable
Local Illumination (Lux):	1,000.0	@ Bed/trolley 1450 AFFL
Colour Rendering Required:	Y	Colour rendering characteristics (Ra):80
Standby Lighting Grade:	A	Lighting of the level and quality equal or nearly equal to that provided by normal lighting

General Notes: Control: Switch

NOISE		
Privacy Factor Required (dB):		
Mechanical Services (NR):	35	Intrusive Noise: SHTM 08-01 noise intrusion from external noise sources is not given in NR values but instead in LAeq,1hr and LAmax,f.
Intrusive Noise (NR Leq):		40:daytime (LAeq,1hr)
***Acceptable Sound Level [L10dB(A)]:**		
***Speech Privacy Required:**	Y	
***Quality Which Cannot Be Tolerated:**		
(* alternative format)		

General Notes: Refer to HLM 252 series of drawings for partition types and Acoustic Report (PCP 4.13)

SAFETY		
Hot Surface Max. Temp (DegC):	43	
Hot Water Max. Temp (DegC):	41	

General Notes: Maximum cold water discharge temperature (degC): 20

FIRE

Enclosure:

Automatic Detection:

Refer to HLM 572 series of drawings and Fire Strategy Report (PCP 4.12)

ADB	Room Design Character	X0208-02

Project:	11072	RHSC & DCN		
Department:	01	Key Rooms (Financial Close)		
Room:	X0208-02	Rehabilitation Room: Physio (CV Equip)		
Room Number:	1-D6-054		**Revision Date:**	18/09/2014

Walls:	Refer to HLM 330 series of drawings
Floor:	Refer to HLM 330 series of drawings
Ceiling:	Refer to HLM 332 series of drawings
Doorsets:	Refer to HLM 322 series of drawings for location / type.
Windows:	N/A or Clear, solar control (East, South, West facing), privacy control
Internal Glazing:	Refer to HLM 322 series for door and screen types.
Hatch:	N/A

Notes:

ADB	Schedule of Components by Room	X0208-02

Project: 11072 RHSC & DCN
Department: D6 RHSC Therapies
Room: X0208-02 Rehabilitation Room (inc CV equip)
Room Number: 1-D6-054
Revision Date: 09/09/2014

Quantity					Alt. Code	Grp
New	Trans	Total	Code	Description		
1		1	BAS101	BASIN, medium, hospital pattern, vitreous china, no tap holes, no overflow, intefral back outlet, 500W 400D		1
1		1	BOA034	BOARD; marker; whiteboard; dry-wipe; with pen holder; wall mounted; 600H 900W.		1
1		1	CAL047	PUSH BUTTON staff emergency call; reset and integral/adjacent indicator lamp; trunking mounted.		1
4		4	CHA031	CHAIR; child; upright; stacking; seat height 380mm		3
8		8	CHA317	CHAIR, upright, upholstered, stacking, wipeable		3
1		1	CLO003	CLOCK synchronous with second sweep hand, wall mounted		1
1		1	COM033	COMPUTER KEYBOARD		3
1		1	COM1000	COMPUTER MONITOR; TFT; Sunray digital flat panel display; desk top		3
1		1	DIS013	DISPENSER, paper towel, wall mounted		2
1		1	DIS024	DISPENSER, soap, wall mounted		2
1		1	DIS2500	DISPENSER; danicentre; combined glove/apron.		2
1		1	DIS2502	DISPENSER; plinth roller towel		2
1		1	DIS2503	DISPENSER; alcohol gel; disposable single cartridge; wall mounted.		2
1		1	DIS2505	DISPENSER; WATER COOLER, mains supply.		1
1		1	EXE014	EXERCISE BICYCLE; ergometer; 1170 x 530		3
1		1	EXE2509	CROSS TRAINER; 2030 x 940		3
1		1	EXE2511	ROWING MACHINE; 2090 x 540		3
1		1	EXE2513	RACK; gym ball storage; adjustable; wall mounted		2
2		2	EXE2518	EXERCISE MAT; 1520W 2130L		3
1		1	EXE901	MACHINE; unweighting system		3
1		1	HOI006	HOIST PATIENT; electric; 24V; track ceiling mounted (Length of the track to suit the individual needs).		1
2		2	HOL005	HOLDER; bin; medium; capacity 70 litres; freestanding.		3
2		2	MIR2501	MIRROR; unbreakable; wall mounted; 1600 H 1600W.		1
1		1	MSC081	CABINET base; 600mm facing; (600x400 inserts); with formed plastic liners; 1 door hinged right; on plinth; o/a height 900.		1
1		1	MSC127	CABINET top; 600mm facing; (600x400 inserts); with formed plastic liners; 1 door hinged right; wall mounted.		1
2		2	MSC157	CABINET tall; 400mm facing; with 6 shelves; 1 door hinged right; on plinth; o/a height 2100.		1
1		1	MSC158	CABINET tall; 400mm facing; with 6 shelves; 1 door hinged left; on plinth; o/a height 2100.		1
1		1	OUT004	OUTLET cable, fused, 13 amp, ceiling mounted		1
1		1	OUT005	SOCKET outlet, switched, 13amp, single		1
6		6	OUT010	SOCKET outlet, switched, 13amp, twin		1
4		4	OUT012	SOCKET outlet switched 13amp twin; trunking/pendant mounted.		1
5		5	OUT131	SOCKET outlet double data/voice; wall/trunking mounted.		1
1		1	OUT315	OUTLET, drinking water for equipment		1
1		1	PEG002	PEGS; equipment; medium; 2; wide spacing; wall mounted.		1
1		1	PLI041	PLINTH; 3 section; variable height 380/1010H 1880W 710D		3
2		2	SCR2503	SCREEN, mobile 2500L 480W 1700H		3
1		1	SIG2500	SIGN; vacant/engaged; wall mounted.		1
2		2	STO004	STOOL, height adjustable, swivel, mobile		3

ADB	Schedule of Components by Room	X0208-02

Project: 11072 RHSC & DCN
Department: D6 RHSC Therapies
Room: X0208-02 Rehabilitation Room (inc CV equip)
Room Number: 1-D6-054
Revision Date: 09/09/2014

Quantity			Code	Description	Alt. Code	Grp
New	Trans	Total				
1		1	STO023	STOOL; laboratory; complete with footring		3
1		1	SUP2500	SUPPORT LEG; for 920 high worktop		1
1		1	SWC025	SWITCH, light		1
1		1	TAP894	TAP bib; hospital pattern; integral thermostatic mixer; HTM64		1
1		1	TEL1000	TELEPHONE; handset.		3
1		1	TRU1000	TRUNKING; Power and Data trunking; length as drawn.		1
1		1	WAS100	WASTE, unslotted flush-grated, metal, 1.1/4 in		1
1		1	WAS1000	TRAP; concealed waste; for back outlet basins.		1
1		1	WKT1006H	WORKTOP; 920 high 800 deep 40mm thick; with 50mm upstand; length as drawn.		1

ADB	Room Data Sheet	X0242

Project:	11072	RHSC & DCN		
Department:	01	Key Rooms (Financial Close)		
Room:	X0242	Dressings Room		
Room Number:	1-D7-003		**Revision Date:**	18/09/2014

Activities:	1) Clinical handwashing 2) Dressing / undressing in privacy 3) Assessment / updating of electronic patient records (EPRs) 4) Invasive clinical procedures from side of couch 5) Preparation of trays / packs for clinical procedures 6) Sterile packs, lotions and drugs prepared for immediate use 7) Storage of sterile supplies and consumables on a trolley 8) Use of mobile diagnostic and therapeutic equipment			
Personnel:	1 x patient 1 x staff 2 x escorts			
Planning Relationships:	Close to a clean utility room. Close to a dirty utility room.			
Space Data:	**Area (m²):**		**Height (mm):**	3,000
	Refer to HLM-SZ-SL-SH-200-001 for room areas.			

Notes:

Refer to ME 571 series of drawings for access control (PCP 4.17)

Refer to HLM-SZ-00-PL-331-001 Anti-ligature Strategy for anti-ligature provision

ADB	Room Environmental Data	X0242

Project:	11072	RHSC & DCN
Department:	01	Key Rooms (Financial Close)
Room:	X0242	Dressings Room
Room Number:	1-D7-003	**Revision Date:** 18/09/2014

AIR	Requirements	Notes
Winter Temperature (DegC):		Permissible space temperature range (dry bulb) (degC) : 18 - 28
Summer Temperature (DegC):		
Mechanical Ventilation (Supply ac/hr):	3.0	Ventilation Type: Central Supply and Extract
Mechanical Ventilation (Extract ac/hr):	3.0	
Pressure Relative to Adjoining Space:	Balanced	
Filtration (%DSE and % Arrestance):	/	G4 - minimum
Humidity (%RH):		

General Notes: Heating Type: Radiant Panels with TRV Remote Head Adj. Cooling: Comfort Cooled Fresh Air

LIGHTING		
Service Illumination (Lux):	300	
Service Illumination Night (Lux):		Not Applicable
Local Illumination (Lux):	1,000.0	@ Bed/trolley 1450 AFFL
Colour Rendering Required:	Y	Colour rendering characteristics (Ra):80
Standby Lighting Grade:	A	Lighting of the level and quality equal or nearly equal to that provided by normal lighting

General Notes: Control: Switch

NOISE		
Privacy Factor Required (dB):		
Mechanical Services (NR):	35	Intrusive Noise: SHTM 08-01 noise intrusion from external noise sources is not given in NR values but instead in LAeq,1hr and LAmax,f.
Intrusive Noise (NR Leq):		40:daytime (LAeq,1hr)
***Acceptable Sound Level [L10dB(A)]:**		
***Speech Privacy Required:**	Y	
***Quality Which Cannot Be Tolerated:**		
(* alternative format)		

General Notes: Refer to HLM 252 series of drawings for partition types and Acoustic Report (PCP 4.13)

SAFETY		
Hot Surface Max. Temp (DegC):	43	
Hot Water Max. Temp (DegC):	41	

General Notes: Maximum cold water discharge temperature (degC): 20

FIRE

Enclosure:

Automatic Detection:

Refer to HLM 572 series of drawings and Fire Strategy Report (PCP 4.12)

ADB	Room Design Character	X0242

Project:	11072	RHSC & DCN		
Department:	01	Key Rooms (Financial Close)		
Room:	X0242	Dressings Room		
Room Number:	1-D7-003		**Revision Date:**	18/09/2014

Walls:	Refer to HLM 330 series of drawings
Floor:	Refer to HLM 330 series of drawings
Ceiling:	Refer to HLM 332 series of drawings
Doorsets:	Refer to HLM 322 series of drawings for location / type.
Windows:	N/A or Clear, solar control (East, South, West facing), privacy control
Internal Glazing:	Refer to HLM 322 series for door and screen types.
Hatch:	N/A

Notes:

ADB	Schedule of Components by Room	X0242

Project: 11072 RHSC & DCN
Department: D7 Plastics Dressings Clinic
Room: X0242 Dressings Room (Burns)
Room Number: 1-D7-003
Revision Date: 09/09/2014

Quantity					Alt. Code	Grp
New	Trans	Total	Code	Description		
1		1	BAS101	BASIN, medium, hospital pattern, vitreous china, no tap holes, no overflow, intefral back outlet, 500W 400D		1
1		1	BRA013	BRACKET; TV; height adjustable; wall mounted.		1
1		1	BRA902	Bracket; Monitor oxygen/saturation inside room		2
1		1	CAL047	PUSH BUTTON staff emergency call; reset and integral/adjacent indicator lamp; trunking mounted.		1
2		2	CHA083	CHAIR, stacking, polypropylene, with back and seat pads		3
1		1	CLO003	CLOCK synchronous with second sweep hand, wall mounted		1
1		1	COM033	COMPUTER KEYBOARD		3
1		1	COM034	COMPUTER PRINTER, inkjet, colour		3
1		1	COM1000	COMPUTER MONITOR; TFT; Sunray digital flat panel display; desk top		3
1		1	DEV900	DEVICE; Ditto Diversional		3
1		1	DIS011	DISPENSER, barrier cream, disposable single cartridge, wall mounted		2
1		1	DIS013	DISPENSER, paper towel, wall mounted		2
1		1	DIS016	DISPENSER, paper sheet (for couch/trolley), wall mounted		2
1		1	DIS030	DISPENSER, soap, disposable single cartridge, lever action, wall mounted		2
1		1	DIS2500	DISPENSER; danicentre; combined glove/apron.		2
1		1	DIS2503	DISPENSER; alcohol gel; disposable single cartridge; wall mounted.		2
1		1	HOI006	HOIST PATIENT; electric; 24V; track ceiling mounted (Length of the track to suit the individual needs).		1
2		2	HOL005	HOLDER; bin; medium; capacity 70 litres; freestanding.		3
2		2	HOO024	HOOK; hat and coat; 1.		1
1		1	LIG050	LUMINAIRE operating (minor)		1
1		1	MON900	MONITOR; Low end monitor, general Ward /OPD use		3
1		1	MSC081	CABINET base; 600mm facing; (600x400 inserts); with formed plastic liners; 1 door hinged right; on plinth; o/a height 900.		1
1		1	MSC082	CABINET base; 600mm facing; (600x400 inserts); with formed plastic liners; 1 door hinged left; on plinth; o/a height 900.		1
1		1	MSC127	CABINET top; 600mm facing; (600x400 inserts); with formed plastic liners; 1 door hinged right; wall mounted.		1
1		1	MSC128	CABINET top; 600mm facing; (600x400 inserts); with formed plastic liners; 1 door hinged left; wall mounted.		1
1		1	MSC2511	CUPBOARD; 600mm facing; medicine; 1 door hinged left; 1700mm.		1
1		1	OUT004	OUTLET cable, fused, 13 amp, ceiling mounted		1
1		1	OUT005	SOCKET outlet, switched, 13amp, single		1
6		6	OUT010	SOCKET outlet, switched, 13amp, twin		1
3		3	OUT012	SOCKET outlet switched 13amp twin; trunking/pendant mounted.		1
1		1	OUT121	SOCKET outlet; computer data; double.		1
2		2	OUT131	SOCKET outlet double data/voice; wall/trunking mounted.		1
1		1	OUT206	SOCKET outlet television aerial; single; wall mounted.		1
1		1	OUT453	OUTLET, 4kPa compressed air, medical		1
1		1	OUT470	OUTLET, oxygen, medical		1

ADB	Schedule of Components by Room	X0242

Project: 11072 RHSC & DCN
Department: D7 Plastics Dressings Clinic
Room: X0242 Dressings Room (Burns)
Room Number: 1-D7-003
Revision Date: 09/09/2014

Quantity					Alt. Code	Grp
New	Trans	Total	Code	Description		
1		1	OUT475	OUTLET, vacuum, medical		1
1		1	RAI132	RAIL, clinical equipment, wall mounted, 1200mm		1
1		1	STA102	STAND; 2 lotion bowls; stainless steel		3
1		1	STF286	STORAGE UNIT; upper; cupboard; medicine; 2 door; lockable; 550H 600W 300D		1
1		1	STO013	STOOL; swivel; with back; 710 height		3
1		1	SWC025	SWITCH, light		1
1		1	TAP894	TAP bib; hospital pattern; integral thermostatic mixer; HTM64		1
1		1	TEL1000	TELEPHONE; handset.		3
1		1	TRO1000	TROLLEY PATIENT; ARJO Huntleigh - AKRON Streamline 2 section 2221A, height adjustable 460-910H 640W 1880D		3
1		1	TRO131	TROLLEY, dressing/instrument, stainless steel, buffered, 870H 450W 450D		3
1		1	TRU1000	TRUNKING; Power and Data trunking; length as drawn.		1
1		1	TRU1001	MEDICAL SERVICE TRUNKING; horizontal; length as drawn.		1
1		1	TVM2500	TV / monitor flat screen with DVD player		3
1		1	WAS100	WASTE, unslotted flush-grated, metal, 1.1/4 in		1
1		1	WAS1000	TRAP; concealed waste; for back outlet basins.		1
1		1	WKT1006H	WORKTOP; 920 high 800 deep 40mm thick; with 50mm upstand; length as drawn.		1

A47117341

ADB	Room Data Sheet	S0027-01

Project:	11072	RHSC & DCN		
Department:	01	Key Rooms (Financial Close)		
Room:	S0027-01	Viewing Room		
Room Number:	1-J1-003		**Revision Date:**	18/09/2014

Activities:	1) Clinical handwashing 2) Storage of working supply of linen 3) Preparation of the body for viewing. 4) Viewing Body			
Personnel:	1 x body (child) 1 x staff 2 x relatives			
Planning Relationships:	En-suite sanitary facilities.			
Space Data:	**Area (m²):**		**Height (mm):**	2,400
	Refer to HLM-SZ-SL-SH-200-001 for room areas.			

Notes:

Refer to ME 571 series of drawings for access control (PCP 4.17)

Refer to HLM-SZ-00-PL-331-001 Anti-ligature Strategy for anti-ligature provision

ADB	Room Environmental Data	S0027-01

Project:	11072	RHSC & DCN		
Department:	01	Key Rooms (Financial Close)		
Room:	S0027-01	Viewing Room		
Room Number:	1-J1-003		**Revision Date:**	18/09/2014

AIR	Requirements	Notes
Winter Temperature (DegC):		Permissible space temperature range (dry bulb) (degC) : 18 - 25
Summer Temperature (DegC):		
Mechanical Ventilation (Supply ac/hr):	4.0	Ventilation Type: Central Supply and Extract
Mechanical Ventilation (Extract ac/hr):	6.0	
Pressure Relative to Adjoining Space:	Negative	
Filtration (%DSE and % Arrestance):	/	G4 - minimum
Humidity (%RH):		

General Notes: Heating Type: Radiant Panels with TRV Remote Head Adj. Cooling: Ceiling Cassette - Chilled Water

LIGHTING		
Service Illumination (Lux):	300	@ Floor
Service Illumination Night (Lux):		Not Applicable
Local Illumination (Lux):		None
Colour Rendering Required:	Y	Colour rendering characteristics (Ra):80
Standby Lighting Grade:	A	Lighting of the level and quality equal or nearly equal to that provided by normal lighting

General Notes: Control: Switch/ Dimmer

NOISE		
Privacy Factor Required (dB):		
Mechanical Services (NR):	35	Intrusive Noise: SHTM 08-01 noise intrusion from external noise sources is not given in NR values but instead in LAeq,1hr and LAmax,f.
Intrusive Noise (NR Leq):		40:daytime (LAeq,1hr)
***Acceptable Sound Level [L10dB(A)]:**		
***Speech Privacy Required:**	Y	
***Quality Which Cannot Be Tolerated:**		
(* alternative format)		

General Notes: Refer to HLM 252 series of drawings for partition types and Acoustic Report (PCP 4.13)

SAFETY		
Hot Surface Max. Temp (DegC):	43	
Hot Water Max. Temp (DegC):	41	

General Notes: Maximum cold water discharge temperature (degC): 20

FIRE

Enclosure:

Automatic Detection:

Refer to HLM 572 series of drawings and Fire Strategy Report (PCP 4.12)

ADB	Room Design Character	S0027-01

Project:	11072	RHSC & DCN		
Department:	01	Key Rooms (Financial Close)		
Room:	S0027-01	Viewing Room		
Room Number:	1-J1-003		**Revision Date:**	18/09/2014

Walls:	Refer to HLM 330 series of drawings
Floor:	Refer to HLM 330 series of drawings
Ceiling:	Refer to HLM 332 series of drawings
Doorsets:	Refer to HLM 322 series of drawings for location / type.
Windows:	N/A
Internal Glazing:	Observation panel, viewing from sitting room
Hatch:	N/A
Notes:	

ADB	Schedule of Components by Room	S0027-01

Project: 11072 RHSC & DCN
Department: J1 Bereavement Suite
Room: S0027-01 Body Viewing Room
Room Number: 1-J1-003
Revision Date: 09/09/2014

Quantity					Alt. Code	Grp
New	Trans	Total	Code	Description		
1		1	ALA001	PUSH BUTTON, security alarm		1
1		1	BAS101	BASIN, medium, hospital pattern, vitreous china, no tap holes, no overflow, intefral back outlet, 500W 400D		1
1		1	BED004	BED, divan style, fixed height, with legs, on lockable castors, 1950L 900W		3
1		1	BED2500	Moses basket		3
1		1	BLI2501	BLIND; ROLLER; length as drawn.		1
1		1	BOO016	BOOKCASE; 3 shelves; cupboard under; 1800H 940W 350D		2
2		2	CHA078	UNIT CHAIR; easy; with arms; fully upholstered		3
1		1	DIS013	DISPENSER, paper towel, wall mounted		2
1		1	DIS030	DISPENSER, soap, disposable single cartridge, lever action, wall mounted		2
1		1	DIS2500	DISPENSER; danicentre; combined glove/apron.		2
1		1	OUT005	SOCKET outlet, switched, 13amp, single		1
3		3	OUT010	SOCKET outlet, switched, 13amp, twin		1
1		1	OUT215	SOCKET outlet, telephone		1
1		1	SPA2505	Fittings with basin and storage to artist design. To include tall shelved cupboard for linen storage.		1
1		1	SWC033	SWITCH dimmer; 3 position; wall mounted		1
1		1	TAB053	TABLE, occasional, square, 415H 610W 610D		3
1		1	TAP894	TAP bib; hospital pattern; integral thermostatic mixer; HTM64		1
1		1	TEL2500	TELEPHONE; handset, wall mounted.		2
1		1	WAS100	WASTE, unslotted flush-grated, metal, 1.1/4 in		1
1		1	WAS1000	TRAP; concealed waste; for back outlet basins.		1

ADB	Room Data Sheet	B1411

Project:	11072	RHSC & DCN		
Department:	01	Key Rooms (Financial Close)		
Room:	B1411	Receiving/Resuscitation		
Room Number:	1-L1-005		**Revision Date:**	18/09/2014

Activities:	1) Clinical handwashing 2) Medical and nursing procedures requiring all sides access to patient whilst 1-4 staff using mobile equipment 3) Minimally invasive clinical procedures undertaken from one or both sides of the couch. 4) Non invasive clinical procedures from side of couch or plinth 5) Examinations carried out from one or both sides of the couch 6) Recording of patient data/notes			
Personnel:	1 x patient 8 x staff			
Planning Relationships:				
Space Data:	**Area (m²):**		**Height (mm):**	2,700
	Refer to HLM-SZ-SL-SH-200-001 for room areas.			

Notes:

Refer to ME 571 series of drawings for access control (PCP 4.17)

Refer to HLM-SZ-00-PL-331-001 Anti-ligature Strategy for anti-ligature provision

ADB	Room Environmental Data	B1411

Project:	11072	RHSC & DCN		
Department:	01	Key Rooms (Financial Close)		
Room:	B1411	Receiving/Resuscitation		
Room Number:	1-L1-005		**Revision Date:**	18/09/2014

AIR	Requirements	Notes
Winter Temperature (DegC):		Permissible space temperature range (dry bulb) (degC) : 21 - 25
Summer Temperature (DegC):		
Mechanical Ventilation (Supply ac/hr):	10.0	Ventilation Type: Central Supply and Extract
Mechanical Ventilation (Extract ac/hr):	6.0	
Pressure Relative to Adjoining Space:	Positive	
Filtration (%DSE and % Arrestance):	/	G4- minimum
Humidity (%RH):		

General Notes: Heating Type: Radiant Panels with TRV Remote Head Adj. Cooling: Comfort Cooled Fresh Air

LIGHTING		
Service Illumination (Lux):	500	
Service Illumination Night (Lux):		Not Applicable
Local Illumination (Lux):	1,000.0	@ Bed/trolley 1450 AFFL
Colour Rendering Required:	Y	Colour rendering characteristics (Ra):80
Standby Lighting Grade:	A	Lighting of the level and quality equal or nearly equal to that provided by normal lighting

General Notes: Control: Switch/ Dimmer

NOISE		
Privacy Factor Required (dB):		
Mechanical Services (NR):	30	Intrusive Noise: SHTM 08-01 noise intrusion from external noise sources is not given in NR values but instead in LAeq,1hr and LAmax,f.
Intrusive Noise (NR Leq):		45:daytime / 35:nightime (LAeq,1hr) and 45:nightime (LAmax,f).
***Acceptable Sound Level [L10dB(A)]:**		
***Speech Privacy Required:**	Y	
***Quality Which Cannot Be Tolerated:**		
(* alternative format)		

General Notes: Refer to HLM 252 series of drawings for partition types and Acoustic Report (PCP 4.13)

SAFETY		
Hot Surface Max. Temp (DegC):	43	
Hot Water Max. Temp (DegC):	41	

General Notes: Maximum cold water discharge temperature (degC): 20

FIRE

Enclosure:

Automatic Detection:

Refer to HLM 572 series of drawings and Fire Strategy Report (PCP 4.12)

ADB	Room Design Character	B1411

Project:	11072	RHSC & DCN
Department:	01	Key Rooms (Financial Close)
Room:	B1411	Receiving/Resuscitation
Room Number:	1-L1-005	**Revision Date:** 18/09/2014

Walls:	Refer to HLM 330 series of drawings
Floor:	Refer to HLM 330 series of drawings
Ceiling:	Refer to HLM 332 series of drawings
Doorsets:	Refer to HLM 322 series of drawings for location / type.
Windows:	N/A
Internal Glazing:	Refer to HLM 322 series for door and screen types.
Hatch:	N/A

Notes:

ADB	Schedule of Components by Room	B1411

Project: 11072 RHSC & DCN
Department: L1 DCN Acute Care - 24 Beds
Room: B1411 Receiving/Resuscitation Area
Room Number: 1-L1-005 **Revision Date:** 09/09/2014

Quantity					Alt. Code	Grp
New	Trans	Total	Code	Description		
1		1	ALA001	PUSH BUTTON, security alarm		1
1		1	ANA001	ANAESTHETIC MACHINE/WORKSTATION electrically powered piston ventilator, mobile, 1350H 750W 650D		3
1		1	BAS101	BASIN, medium, hospital pattern, vitreous china, no tap holes, no overflow, intefral back outlet, 500W 400D		1
1		1	BOA2500	BOARD; marker; whiteboard; dry-wipe; with pen holder; wall mounted; 900H 600W.		1
1		1	CAL047	PUSH BUTTON staff emergency call; reset and integral/adjacent indicator lamp; trunking mounted.		1
1		1	CLO003	CLOCK synchronous with second sweep hand, wall mounted		1
1		1	COM033	COMPUTER KEYBOARD		3
1		1	COM038	COMPUTER PRINTER, laser, A4, 250H 380W 385D		3
1		1	COM1000	COMPUTER MONITOR; TFT; Sunray digital flat panel display; desk top		3
1		1	COM2503	COMPUTER MONITOR, PACS REVIEW STATION; 2 21", high-resolution screens,		3
1		1	DIA2500	DIAGNOSTIC SET; auroscope/opthalmoscope; wall mounted.		2
1		1	DIS013	DISPENSER, paper towel, wall mounted		2
1		1	DIS030	DISPENSER, soap, disposable single cartridge, lever action, wall mounted		2
1		1	DIS2500	DISPENSER; danicentre; combined glove/apron.		2
1		1	DIS2503	DISPENSER; alcohol gel; disposable single cartridge; wall mounted.		2
2		2	HOL005	HOLDER; bin; medium; capacity 70 litres; freestanding.		3
2		2	INF001	INFUSION volumetric pump; 356H 178W 178D		3
1		1	LIG081	LUMINAIRE fitted with single fluorescent lamp with switch; below drug cupboard; 8watt; 400mm.		1
1		1	LIG963	LUMINAIRE; examination; ceiling; adjustable.		1
1		1	MON904	MONITOR; High end multi-functionality for ITU/Theatre/High Acuity		3
1		1	MON909	MONITOR; Transport monitor for ITU/Theatre/High Acuity		3
1		1	OUT005	SOCKET outlet, switched, 13amp, single		1
5		5	OUT010	SOCKET outlet, switched, 13amp, twin		1
16		16	OUT012	SOCKET outlet switched 13amp twin; trunking/pendant mounted.		1
4		4	OUT121	SOCKET outlet; computer data; double.		1
4		4	OUT131	SOCKET outlet double data/voice; wall/trunking mounted.		1
1		1	OUT215	SOCKET outlet, telephone		1
2		2	OUT453	OUTLET, 4kPa compressed air, medical		1
2		2	OUT461	OUTLET, nitrous oxide, medical		1
2		2	OUT470	OUTLET, oxygen, medical		1
2		2	OUT475	OUTLET, vacuum, medical		1
2		2	PEN002	PENDANT; Anaesthetic; medical & power supply unit; vertical movement; ceiling mounted; outlets comprising.		1
1		1	PRI015	PRINTER; label; portable		3
1		1	REF091	REFRIGERATOR; drug; capacity 35 litres; external temperature gauge; lockable; wall mounted; 510H 380W 445D		2
1		1	STF127	STORAGE UNIT; lower; cupboard; 2 door; 1 shelf; 550H 600W 450D		1

ADB	Schedule of Components by Room	B1411

Project: 11072 RHSC & DCN
Department: L1 DCN Acute Care - 24 Beds
Room: B1411 Receiving/Resuscitation Area
Room Number: 1-L1-005
Revision Date: 09/09/2014

Quantity					Alt. Code	Grp
New	Trans	Total	Code	Description		
1		1	STF290	STORAGE UNIT; upper; cupboard; controlled drugs; 1 door; lockable; with inner lockable cupboard and warning light; 550H 600W 300D		1
1		1	SUC004	SUCTION UNIT; electric; portable; 350H 320W 340D		3
1		1	SUP2500	SUPPORT LEG; for 920 high worktop		1
2		2	SWC025	SWITCH, light		1
1		1	TAP894	TAP bib; hospital pattern; integral thermostatic mixer; HTM64		1
2		2	TEL2500	TELEPHONE; handset, wall mounted.		2
2		2	TRO131	TROLLEY, dressing/instrument, stainless steel, buffered, 870H 450W 450D		3
1		1	TRO282	TROLLEY PATIENT; accident; image top; with tilt and brakes; 540-1000H 740W 2110D		3
1		1	TRU1000	TRUNKING; Power and Data trunking; length as drawn.		1
1		1	UPS003	Uninterrupted power supply (UPS).		1
1		1	WAS100	WASTE, unslotted flush-grated, metal, 1.1/4 in		1
1		1	WAS1000	TRAP; concealed waste; for back outlet basins.		1
1		1	WKT1003H	WORKTOP; 920 high 600 deep 40mm thick; with 50mm upstand; length as drawn.		1

ADB	Room Data Sheet	J1155

Project:	11072	RHSC & DCN		
Department:	01	Key Rooms (Financial Close)		
Room:	J1155	Waiting		
Room Number:	1-L1-027		**Revision Date:**	18/09/2014

Activities:	1) Patients, relatives and escorts wait to be seen 2) Displaying information			
Personnel:	5 x patients 5 x escorts			
Planning Relationships:	Adjacent to reception area. Close to clinical or work area. Close to WC facilities.			
Space Data:	**Area (m²):**		**Height (mm):**	2,700
	Refer to HLM-SZ-SL-SH-200-001 for room areas. Ceiling height: To suit surrounding area/design.			

Notes:

Refer to ME 571 series of drawings for access control (PCP 4.17)

Refer to HLM-SZ-00-PL-331-001 Anti-ligature Strategy for anti-ligature provision

ADB	Room Environmental Data	J1155

Project:	11072	RHSC & DCN		
Department:	01	Key Rooms (Financial Close)		
Room:	J1155	Waiting		
Room Number:	1-L1-027		**Revision Date:**	18/09/2014

AIR	Requirements	Notes
Winter Temperature (DegC):		Permissible space temperature range (dry bulb) (degC) : 18 - 28
Summer Temperature (DegC):		
Mechanical Ventilation (Supply ac/hr):	5.0	Ventilation Type: Central Supply and Extract
Mechanical Ventilation (Extract ac/hr):	5.0	
Pressure Relative to Adjoining Space:	Balanced	
Filtration (%DSE and % Arrestance):	/	G4 - minimum
Humidity (%RH):		

General Notes: Heating Type: Radiant Panels with TRV Remote Head Adj. Cooling: Comfort Cooled Fresh Air

LIGHTING		
Service Illumination (Lux):	300	@ Floor
Service Illumination Night (Lux):		Not Applicable
Local Illumination (Lux):		None
Colour Rendering Required:	Y	Colour rendering characteristics (Ra):80
Standby Lighting Grade:	A	Lighting of the level and quality equal or nearly equal to that provided by normal lighting

General Notes: Control: Switch

NOISE		
Privacy Factor Required (dB):		
Mechanical Services (NR):	40	Intrusive Noise: SHTM 08-01 noise intrusion from external noise sources is not given in NR values but instead in LAeq,1hr and LAmax,f.
Intrusive Noise (NR Leq):		50:daytime (LAeq,1hr)
***Acceptable Sound Level [L10dB(A)]:**		
***Speech Privacy Required:**	N	
***Quality Which Cannot Be Tolerated:**		
(* alternative format)		

General Notes: Refer to HLM 252 series of drawings for partition types and Acoustic Report (PCP 4.13)

SAFETY		
Hot Surface Max. Temp (DegC):	43	
Hot Water Max. Temp (DegC):		

General Notes:

FIRE

Enclosure:

Automatic Detection:

Refer to HLM 572 series of drawings and Fire Strategy Report (PCP 4.12)

ADB	Room Design Character	J1155

Project:	11072	RHSC & DCN
Department:	01	Key Rooms (Financial Close)
Room:	J1155	Waiting
Room Number:	1-L1-027	**Revision Date:** 18/09/2014

Walls:	Refer to HLM 330 series of drawings
Floor:	Refer to HLM 330 series of drawings
Ceiling:	Refer to HLM 332 series of drawings
Doorsets:	N/A, open to circulation.
Windows:	N/A
Internal Glazing:	N/A
Hatch:	N/A

Notes:

ADB	Schedule of Components by Room	J1155

Project: 11072 RHSC & DCN
Department: L1 DCN Acute Care - 24 Beds
Room: J1155 Patient Waiting Area
Room Number: 1-L1-027 **Revision Date:** 18/09/2014

Quantity					Alt. Code	Grp
New	Trans	Total	Code	Description		
1		1	BIN900	BIN; Recycle waste		3
1		1	BOA2502	BOARD; display/notice; magnetic; wall mounted; 900H 1200W		1
1		1	BRA013	BRACKET; TV; height adjustable; wall mounted.		1
1		1	CHA002	CHAIR; height adjustable; medium back; swivel; 5 star base; on castors		3
6		6	CHA017	CHAIR; upright; upholstered; stacking		3
3		3	CHA047	CHAIR; easy; with open arms; high back; with wings; upholstered		3
1		1	CHA900	Bariatric Chair		3
1		1	CLO003	CLOCK synchronous with second sweep hand, wall mounted		1
1		1	COM033	COMPUTER KEYBOARD		3
1		1	COM038	COMPUTER PRINTER, laser, A4, 250H 380W 385D		3
1		1	COM1000	COMPUTER MONITOR; TFT; Sunray digital flat panel display; desk top		3
1		1	COU1001	COUNTER; reception; DDA compliant; with below counter storage; as per detailed design.		1
1		1	DRA056	DRAWER UNIT, 2 drawer, lockable, on castors, 600H 410W 600D		3
1		1	OUT005	SOCKET outlet, switched, 13amp, single		1
9		9	OUT010	SOCKET outlet, switched, 13amp, twin		1
3		3	OUT131	SOCKET outlet double data/voice; wall/trunking mounted.		1
1		1	OUT206	SOCKET outlet television aerial; single; wall mounted.		1
1		1	OUT2512	SOCKET outlet; video entry.		1
1		1	RAC094	RACK; magazine; double sided; mobile		3
1		1	RAC440	RACK; leaflet; wall mounted; 915H 250W 105D.		1
2		2	SWC025	SWITCH, light		1
2		2	TAB056	TABLE; occasional; round; 415H 610mm dia.		3
1		1	TEL1000	TELEPHONE; handset.		3
1		1	TEL901	VIDEO - entry/security; wall mounted, receiving.		1
1		1	TRU1000	TRUNKING; Power and Data trunking; length as drawn.		1
1		1	TVM2500	TV / monitor flat screen with DVD player		3

ADB	Room Data Sheet	D1135

Project:	11072	RHSC & DCN		
Department:	01	Key Rooms (Financial Close)		
Room:	D1135	Discharge Lounge		
Room Number:	1-P1-012		**Revision Date:**	18/09/2014

Activities:	1) Rest and relaxation 2) Viewing television and/or DVDs / videos 3) Reading 4) Consumption of beverages, meals and snacks.			
Personnel:	10 x patients 2 x staff 10 x visitors			
Planning Relationships:	External view/outlook.			
Space Data:	**Area (m²):**		**Height (mm):**	2,700
	Refer to HLM-SZ-SL-SH-200-001 for room areas.			

Notes:

Refer to ME 571 series of drawings for access control (PCP 4.17)

Refer to HLM-SZ-00-PL-331-001 Anti-ligature Strategy for anti-ligature provision

ADB	Room Environmental Data	D1135

Project:	11072	RHSC & DCN		
Department:	01	Key Rooms (Financial Close)		
Room:	D1135	Discharge Lounge		
Room Number:	1-P1-012		**Revision Date:**	18/09/2014

AIR	Requirements	Notes
Winter Temperature (DegC):		Permissible space temperature range (dry bulb) (degC) : 18 - 28
Summer Temperature (DegC):		
Mechanical Ventilation (Supply ac/hr):	6.0	Ventilation Type: Central Supply and Extract
Mechanical Ventilation (Extract ac/hr):	8.0	
Pressure Relative to Adjoining Space:	Negative	
Filtration (%DSE and % Arrestance):	/	G4 - minimum
Humidity (%RH):		

General Notes: Heating Type: Radiant Panels with TRV Remote Head Adj. Cooling: Comfort Cooled Fresh Air

LIGHTING		
Service Illumination (Lux):	300	@ Floor
Service Illumination Night (Lux):		Not Applicable
Local Illumination (Lux):		None
Colour Rendering Required:	Y	Colour rendering characteristics (Ra):80
Standby Lighting Grade:	A	Lighting of the level and quality equal or nearly equal to that provided by normal lighting

General Notes: Control: Switch

NOISE		
Privacy Factor Required (dB):		
Mechanical Services (NR):	40	Intrusive Noise: SHTM 08-01 noise intrusion from external noise sources is not given in NR values but instead in LAeq,1hr and LAmax,f.
Intrusive Noise (NR Leq):		50:daytime (LAeq,1hr)
***Acceptable Sound Level [L10dB(A)]:**		
***Speech Privacy Required:**	N	
***Quality Which Cannot Be Tolerated:**		
(* alternative format)		

General Notes: Refer to HLM 252 series of drawings for partition types and Acoustic Report (PCP 4.13)

SAFETY		
Hot Surface Max. Temp (DegC):	43	
Hot Water Max. Temp (DegC):	41	

General Notes: Maximum cold water discharge temperature (degC): 20

FIRE

Enclosure:

Automatic Detection:

Refer to HLM 572 series of drawings and Fire Strategy Report (PCP 4.12)

ADB	Room Design Character	D1135

Project:	11072	RHSC & DCN
Department:	01	Key Rooms (Financial Close)
Room:	D1135	Discharge Lounge
Room Number:	1-P1-012	**Revision Date:** 18/09/2014

Walls:	Refer to HLM 330 series of drawings
Floor:	Refer to HLM 330 series of drawings
Ceiling:	Refer to HLM 332 series of drawings
Doorsets:	Refer to HLM 322 series of drawings for location / type.
Windows:	N/A
Internal Glazing:	Refer to HLM 322 series for door and screen types.
Hatch:	N/A

Notes:

ADB	Schedule of Components by Room	D1135

Project: 11072 RHSC & DCN
Department: P1 Operating Theatres & RHSC Surgical Day Case Unit
Room: D1135 SDCU Discharge Lounge
Room Number: 1-P1-012 **Revision Date:** 09/09/2014

Quantity					Alt. Code	Grp
New	Trans	Total	Code	Description		
1		1	BAS101	BASIN, medium, hospital pattern, vitreous china, no tap holes, no overflow, intefral back outlet, 500W 400D		1
1		1	BOA2502	BOARD; display/notice; magnetic; wall mounted; 900H 1200W		1
4		4	BRA003	BRACKET, holder, suction unit, wall mounted		2
1		1	BRA013	BRACKET; TV; height adjustable; wall mounted.		1
1		1	CAL047	PUSH BUTTON staff emergency call; reset and integral/adjacent indicator lamp; trunking mounted.		1
4		4	CHA017	CHAIR; upright; upholstered; stacking		3
4		4	CHA031	CHAIR; child; upright; stacking; seat height 380mm		3
1		1	CHA063	CHAIR; height adjustable; with arms; high back; swivel; 5 star base; on castors		3
6		6	CHA078	UNIT CHAIR; easy; with arms; fully upholstered		3
4		4	CHA091	CHAIR; easy; reclining; 1000H 630W 1880D		3
1		1	CLO003	CLOCK synchronous with second sweep hand, wall mounted		1
1		1	COM033	COMPUTER KEYBOARD		3
1		1	COM1000	COMPUTER MONITOR; TFT; Sunray digital flat panel display; desk top		3
2		2	CUP2517	CUPBOARD; base unit; 2 door; lockable; 1200mm.		1
1		1	CUP2525	CUPBOARD; wall unit; LH door; 600h; lockable; 600mm.		1
3		3	CUP2526	CUPBOARD; wall unit; RH door; 600h; lockable; 600mm.		1
1		1	DIS013	DISPENSER, paper towel, wall mounted		2
1		1	DIS030	DISPENSER, soap, disposable single cartridge, lever action, wall mounted		2
1		1	DIS2500	DISPENSER; danicentre; combined glove/apron.		2
1		1	DIS2503	DISPENSER; alcohol gel; disposable single cartridge; wall mounted.		2
4		4	DIS2503	DISPENSER; alcohol gel; disposable single cartridge; wall mounted.		2
2		2	HOL005	HOLDER; bin; medium; capacity 70 litres; freestanding.		3
2		2	OUT005	SOCKET outlet, switched, 13amp, single		1
12		12	OUT010	SOCKET outlet, switched, 13amp, twin		1
1		1	OUT052	CONNECTION UNIT, switched, 13 amp		1
2		2	OUT121	SOCKET outlet; computer data; double.		1
1		1	OUT131	SOCKET outlet double data/voice; wall/trunking mounted.		1
1		1	OUT206	SOCKET outlet television aerial; single; wall mounted.		1
4		4	OUT471	OUTLET; oxygen medical; trunking mounted.		1
1		1	RAC440	RACK; leaflet; wall mounted; 915H 250W 105D.		1
1		1	SNS1003L	SINKTOP; inset; single bowl and drainer; stainless steel; left hand drainer.		1
2		2	SUP2501	SUPPORT LEG; for 720 high worktop		1
2		2	SWC025	SWITCH, light		1
1		1	TAB109	TABLE; occasional; square		3
1		1	TAP359	TAP, pillar, high neck, long lever, pair hot and cold, 1/2 in		1
1		1	TAP894	TAP bib; hospital pattern; integral thermostatic mixer; HTM64		1
1		1	TEL2500	TELEPHONE; handset, wall mounted.		2
1		1	TRO1010	TROLLEY, low, for tv		3
1		1	TRU1000	TRUNKING; Power and Data trunking; length as drawn.		1

ADB	Schedule of Components by Room	D1135

Project: 11072 RHSC & DCN
Department: P1 Operating Theatres & RHSC Surgical Day Case Unit
Room: D1135 SDCU Discharge Lounge
Room Number: 1-P1-012 **Revision Date:** 09/09/2014

Quantity					Alt. Code	Grp
New	Trans	Total	Code	Description		
2		2	TRU1001	MEDICAL SERVICE TRUNKING; horizontal; length as drawn.		1
1		1	TVM2501	TV / monitor flat screen		3
1		1	WAS100	WASTE, unslotted flush-grated, metal, 1.1/4 in		1
1		1	WAS1000	TRAP; concealed waste; for back outlet basins.		1
1		1	WAS102	WASTE, unslotted flush-grated, metal, 1.1/2 in		1
1		1	WAS108	TRAP, bottle, 1.1/2 in, plastic resealing		1
2		2	WKT1003H	WORKTOP; 920 high 600 deep 40mm thick; with 50mm upstand; length as drawn.		1

ADB	Room Data Sheet	B2517

Project:	11072	RHSC & DCN		
Department:	01	Key Rooms (Financial Close)		
Room:	B2517	SDCU Recovery		
Room Number:	1-P1-024		**Revision Date:**	18/09/2014

Activities:	1) Post anaesthetic recovery of patients 2) Medical and nursing procedures 3) Observation by medical and nursing staff 4) Clinical handwashing 5) Use of mobile equipment and services may be used 6) Manoeuvring beds. 7) Use of monitoring/diagnostic or therapeutic equipment 8) Use of piped medical gases, vacuum and associated equipment			
Personnel:	8 x patients 4 x staff 8 x visitors			
Planning Relationships:	Part of multi-bay area. Overall area to include staff communication base and utilities. Close to operating theatre.			
Space Data:	**Area (m²):**		**Height (mm):**	2,700
	Refer to HLM-SZ-SL-SH-200-001 for room areas.			

Notes:

Refer to ME 571 series of drawings for access control (PCP 4.17)

Refer to HLM-SZ-00-PL-331-001 Anti-ligature Strategy for anti-ligature provision

ADB	Room Environmental Data	B2517

Project:	11072	RHSC & DCN
Department:	01	Key Rooms (Financial Close)
Room:	B2517	SDCU Recovery
Room Number:	1-P1-024	**Revision Date:** 18/09/2014

AIR	Requirements	Notes
Winter Temperature (DegC):		Permissible space temperature range (dry bulb) (degC) : 20 - 28
Summer Temperature (DegC):		
Mechanical Ventilation (Supply ac/hr):	15.0	Ventilation Type: Central Supply and Extract
Mechanical Ventilation (Extract ac/hr):	15.0	
Pressure Relative to Adjoining Space:	Balanced	
Filtration (%DSE and % Arrestance):	/	G4 - minimum
Humidity (%RH):		

General Notes: Heating Type: Radiant Panels with TRV Remote Head Adj. Cooling: Comfort Cooled Fresh Air

LIGHTING		
Service Illumination (Lux):	500	
Service Illumination Night (Lux):		Not Applicable
Local Illumination (Lux):	1,000.0	@ Bed/trolley 1450 AFFL
Colour Rendering Required:	Y	Colour rendering characteristics (Ra):80
Standby Lighting Grade:	A	Lighting of the level and quality equal or nearly equal to that provided by normal lighting

General Notes: Control: Switch/ Dimmer

NOISE		
Privacy Factor Required (dB):		
Mechanical Services (NR):	30	Intrusive Noise: SHTM 08-01 noise intrusion from external noise sources is not given in NR values but instead in LAeq,1hr and LAmax,f.
Intrusive Noise (NR Leq):		45:daytime / 35:nightime (LAeq,1hr) and 45:nightime (LAmax,f).
***Acceptable Sound Level [L10dB(A)]:**		
***Speech Privacy Required:**	N	
***Quality Which Cannot Be Tolerated:**		
(* alternative format)		

General Notes: Refer to HLM 252 series of drawings for partition types and Acoustic Report (PCP 4.13)

SAFETY		
Hot Surface Max. Temp (DegC):	43	
Hot Water Max. Temp (DegC):	41	

General Notes: Maximum cold water discharge temperature (degC): 20

FIRE

Enclosure:

Automatic Detection:

Refer to HLM 572 series of drawings and Fire Strategy Report (PCP 4.12)

ADB	Room Design Character	B2517

Project:	11072	RHSC & DCN
Department:	01	Key Rooms (Financial Close)
Room:	B2517	SDCU Recovery
Room Number:	1-P1-024	**Revision Date:** 18/09/2014

Walls:	Refer to HLM 330 series of drawings
Floor:	Refer to HLM 330 series of drawings
Ceiling:	Refer to HLM 332 series of drawings
Doorsets:	Refer to HLM 322 series of drawings for location / type.
Windows:	N/A
Internal Glazing:	Refer to HLM 322 series for door and screen types.
Hatch:	N/A

Notes:

ADB	Schedule of Components by Room	B2517

Project: 11072 RHSC & DCN
Department: P1 Operating Theatres & RHSC Surgical Day Case Unit
Room: B2517 SDCU Recovery
Room Number: 1-P1-024 **Revision Date:** 09/09/2014

Quantity					Alt. Code	Grp
New	Trans	Total	Code	Description		
4		4	BAS101	BASIN, medium, hospital pattern, vitreous china, no tap holes, no overflow, intefral back outlet, 500W 400D		1
8		8	BED2502	BED HEAD BUFFER; bed and wall protection; vertical; wall mounted.		1
8		8	BRA003	BRACKET, holder, suction unit, wall mounted		2
8		8	BRA015	BRACKET, flat panel monitor, height adjustable, wall mounted		2
8		8	CAL047	PUSH BUTTON staff emergency call; reset and integral/adjacent indicator lamp; trunking mounted.		1
16		16	CHA017	CHAIR; upright; upholstered; stacking		3
8		8	CHA083	CHAIR, stacking, polypropylene, with back and seat pads		3
4		4	DIS013	DISPENSER, paper towel, wall mounted		2
4		4	DIS030	DISPENSER, soap, disposable single cartridge, lever action, wall mounted		2
4		4	DIS2500	DISPENSER; danicentre; combined glove/apron.		2
8		8	DIS2503	DISPENSER; alcohol gel; disposable single cartridge; wall mounted.		2
12		12	HOL005	HOLDER; bin; medium; capacity 70 litres; freestanding.		3
8		8	LIG005	LUMINAIRE, bedhead, dimmable, patient reading and general nursing care/examination		1
8		8	MON900	MONITOR; Low end monitor, general Ward /OPD use		3
8		8	MST005	TROLLEY; half size open frame; up to 5 sets of runners; 400mm facing; approx 850H 450W 350D		3
9		9	OUT010	SOCKET outlet, switched, 13amp, twin		1
24		24	OUT012	SOCKET outlet switched 13amp twin; trunking/pendant mounted.		1
9		9	OUT121	SOCKET outlet; computer data; double.		1
8		8	OUT452	OUTLET; 4 kPa compressed air medical; trunking mounted.		1
8		8	OUT471	OUTLET; oxygen medical; trunking mounted.		1
8		8	OUT476	OUTLET; vacuum medical; trunking mounted.		1
8		8	RAI136	RAIL; clinical equipment; wall mounted; 2100mm.		1
8		8	SHE2503	SHELF; 300mm deep; folding; length as drawn.		1
8		8	STA142	STAND; infusion; twin hook; breaks; mobile		3
1		1	STO002	STOOL, height adjustable, 380H 480 dia.		3
8		8	SUR991	Double oxygen flow meter: Upper Medirail mounted		3
8		8	SUR992	Air flow meter: Upper Medirail mounted		3
1		1	SWC025	SWITCH, light		1
8		8	SWC035	SWITCH; dimmer trunking mounted.		1
4		4	TAP894	TAP bib; hospital pattern; integral thermostatic mixer; HTM64		1
8		8	TRA1003	TRACK; curtain; bed/trolley; length and shape as drawn.		1
8		8	TRO296	TROLLEY PATIENT; tilting/reclining		3
8		8	TRU1001	MEDICAL SERVICE TRUNKING; horizontal; length as drawn.		1
4		4	WAS100	WASTE, unslotted flush-grated, metal, 1.1/4 in		1
4		4	WAS1000	TRAP; concealed waste; for back outlet basins.		1
1		1	WKT1006H	WORKTOP; 920 high 800 deep 40mm thick; with 50mm upstand; length as drawn.		1

ADB	Room Data Sheet	B2417

Project:	11072	RHSC & DCN		
Department:	01	Key Rooms (Financial Close)		
Room:	B2417	Post Anaesthetic Recovery:RHSC		
Room Number:	1-P1-029		**Revision Date:**	18/09/2014

Activities:	1) Post anaesthetic recovery of patients 2) Medical and nursing procedures 3) Observation by medical and nursing staff 4) Clinical handwashing 5) Use of mobile equipment and services may be used 6) Manoeuvring beds. 7) Use of monitoring/diagnostic or therapeutic equipment 8) Use of piped medical gases, vacuum and associated equipment			
Personnel:	7 x patients (1 per bay) 7 x staff 7 x visitors			
Planning Relationships:	Part of multi-bay area. Overall area to include staff communication base and utilities. Close to operating theatre.			
Space Data:	**Area (m²):**		**Height (mm):**	2,700
	Refer to HLM-SZ-SL-SH-200-001 for room areas.			

Notes:

Refer to ME 571 series of drawings for access control (PCP 4.17)

Refer to HLM-SZ-00-PL-331-001 Anti-ligature Strategy for anti-ligature provision

ADB	Room Environmental Data	B2417

Project:	11072	RHSC & DCN		
Department:	01	Key Rooms (Financial Close)		
Room:	B2417	Post Anaesthetic Recovery:RHSC		
Room Number:	1-P1-029		**Revision Date:**	18/09/2014

AIR	Requirements	Notes
Winter Temperature (DegC):		Permissible space temperature range (dry bulb) (degC) : 20 - 28
Summer Temperature (DegC):		
Mechanical Ventilation (Supply ac/hr):	15.0	Ventilation Type: Central Supply and Extract
Mechanical Ventilation (Extract ac/hr):	15.0	
Pressure Relative to Adjoining Space:	Balanced	
Filtration (%DSE and % Arrestance):	/	G4 - minimum
Humidity (%RH):		

General Notes: Heating Type: Radiant Panels with TRV Remote Head Adj. Cooling: Comfort Cooled Fresh Air

LIGHTING		
Service Illumination (Lux):	500	
Service Illumination Night (Lux):		Not Applicable
Local Illumination (Lux):	1,000.0	@ Bed/trolley 1450 AFFL
Colour Rendering Required:	Y	Colour rendering characteristics (Ra):80
Standby Lighting Grade:	A	Lighting of the level and quality equal or nearly equal to that provided by normal lighting

General Notes: Control: Switch/ Dimmer

NOISE		
Privacy Factor Required (dB):		
Mechanical Services (NR):	30	Intrusive Noise: SHTM 08-01 noise intrusion from external noise sources is not given in NR values but instead in LAeq,1hr and LAmax,f.
Intrusive Noise (NR Leq):		45:daytime / 35:nightime (LAeq,1hr) and 45:nightime (LAmax,f).
***Acceptable Sound Level [L10dB(A)]:**		
***Speech Privacy Required:**	N	
***Quality Which Cannot Be Tolerated:**		
(* alternative format)		

General Notes: Refer to HLM 252 series of drawings for partition types and Acoustic Report (PCP 4.13)

SAFETY		
Hot Surface Max. Temp (DegC):	43	
Hot Water Max. Temp (DegC):	41	

General Notes: Maximum cold water discharge temperature (degC): 20

FIRE

Enclosure:

Automatic Detection:

Refer to HLM 572 series of drawings and Fire Strategy Report (PCP 4.12)

ADB	Room Design Character	B2417

Project:	11072	RHSC & DCN
Department:	01	Key Rooms (Financial Close)
Room:	B2417	Post Anaesthetic Recovery:RHSC
Room Number:	1-P1-029	**Revision Date:** 18/09/2014

Walls:	Refer to HLM 330 series of drawings
Floor:	Refer to HLM 330 series of drawings
Ceiling:	Refer to HLM 332 series of drawings
Doorsets:	Refer to HLM 322 series of drawings for location / type.
Windows:	N/A
Internal Glazing:	Refer to HLM 322 series for door and screen types.
Hatch:	N/A

Notes:

ADB	Schedule of Components by Room	B2417

Project: 11072 RHSC & DCN
Department: P1 Operating Theatres & RHSC Surgical Day Case Unit
Room: B2417 Post Anaethetic Recovery:RHSC
Room Number: 1-P1-029 **Revision Date:** 18/09/2014

Quantity					Alt. Code	Grp
New	Trans	Total	Code	Description		
7		7	BAS101	BASIN, medium, hospital pattern, vitreous china, no tap holes, no overflow, intefral back outlet, 500W 400D		1
7		7	BED2502	BED HEAD BUFFER; bed and wall protection; vertical; wall mounted.		1
7		7	BIN2509	BIN; sharps disposal; 7 litre; rail mounted		3
7		7	BRA004	BRACKET; holder; suction unit; trunking/rail mounted		
7		7	BRA015	BRACKET, flat panel monitor, height adjustable, wall mounted		
7		7	CAL043	PUSH BUTTON patient/staff call with socket for extension pear push; trunking mounted.		1
7		7	CAL047	PUSH BUTTON staff emergency call; reset and integral/adjacent indicator lamp; trunking mounted.		1
7		7	DIS013	DISPENSER, paper towel, wall mounted		
7		7	DIS030	DISPENSER, soap, disposable single cartridge, lever action, wall mounted		
7		7	DIS2500	DISPENSER; danicentre; combined glove/apron.		
9		9	DIS2503	DISPENSER; alcohol gel; disposable single cartridge; wall mounted.		
15		15	HOL005	HOLDER; bin; medium; capacity 70 litres; freestanding.		3
7		7	LIG005	LUMINAIRE, bedhead, dimmable, patient reading and general nursing care/examination		1
7		7	MON904	MONITOR; High end multi-functionality for ITU/Theatre/High Acuity		3
3		3	OUT005	SOCKET outlet, switched, 13amp, single		1
7		7	OUT010	SOCKET outlet, switched, 13amp, twin		1
28		28	OUT012	SOCKET outlet switched 13amp twin; trunking/pendant mounted.		1
7		7	OUT121	SOCKET outlet; computer data; double.		1
1		1	OUT215	SOCKET outlet, telephone		1
7		7	OUT452	OUTLET; 4 kPa compressed air medical; trunking mounted.		1
14		14	OUT471	OUTLET; oxygen medical; trunking mounted.		1
7		7	OUT476	OUTLET; vacuum medical; trunking mounted.		1
14		14	RAI136	RAIL; clinical equipment; wall mounted; 2100mm.		1
7		7	SHE2503	SHELF; 300mm deep; folding; length as drawn.		1
4		4	STA142	STAND; infusion; twin hook; breaks; mobile		3
7		7	STA2508	STAND; drip, rail mounted		3
7		7	STO002	STOOL, height adjustable, 380H 480 dia.		3
1		1	SWC025	SWITCH, light		1
7		7	SWC035	SWITCH; dimmer trunking mounted.		1
7		7	TAP894	TAP bib; hospital pattern; integral thermostatic mixer; HTM64		1
1		1	TEL2500	TELEPHONE; handset, wall mounted.		
7		7	TRA1003	TRACK; curtain; bed/trolley; length and shape as drawn.		1
10		10	TRO021	TROLLEY; 4 sets of runners; 850H 600W 600D		3
3		3	TRO133	TROLLEY, dressing/instrument, stainless steel, buffered, 870H 750W 450D		3
1		1	TRO235	TROLLEY, contaminated linen, single ring, stainless steel		3
7		7	TRO296	TROLLEY PATIENT; tilting/reclining		3
7		7	TRU1001	MEDICAL SERVICE TRUNKING; horizontal; length as drawn.		1
1		1	UPS003	Uninterrupted power supply (UPS).		1

ADB	Schedule of Components by Room	B2417

Project: 11072 RHSC & DCN
Department: P1 Operating Theatres & RHSC Surgical Day Case Unit
Room: B2417 Post Anaethetic Recovery:RHSC
Room Number: 1-P1-029 **Revision Date:** 18/09/2014

Quantity			Code	Description	Alt. Code	Grp
New	Trans	Total				
7		7	WAS100	WASTE, unslotted flush-grated, metal, 1.1/4 in		1
7		7	WAS1000	TRAP; concealed waste; for back outlet basins.		1

ADB	Room Data Sheet	B2418

Project:	11072	RHSC & DCN		
Department:	01	Key Rooms (Financial Close)		
Room:	B2418	Post Anaesthetic Recovery Room: RHSC		
Room Number:	1-P1-030		**Revision Date:**	18/09/2014

Activities:	1) Post anaesthetic recovery of patients 2) Medical and nursing procedures 3) Observation by medical and nursing staff 4) Clinical handwashing 5) Use of mobile equipment and services may be used 6) Manoeuvring beds. 7) Use of monitoring/diagnostic or therapeutic equipment 8) Use of piped medical gases, vacuum and associated equipment			
Personnel:	1 x patients 1 x staff 1 x visitors			
Planning Relationships:	Close to operating theatre.			
Space Data:	**Area (m²):**		**Height (mm):**	2,700
	Refer to HLM-SZ-SL-SH-200-001 for room areas.			

Notes:

Refer to ME 571 series of drawings for access control (PCP 4.17)

Refer to HLM-SZ-00-PL-331-001 Anti-ligature Strategy for anti-ligature provision

ADB	Room Environmental Data	B2418

Project:	11072	RHSC & DCN		
Department:	01	Key Rooms (Financial Close)		
Room:	B2418	Post Anaesthetic Recovery Room: RHSC		
Room Number:	1-P1-030		**Revision Date:**	18/09/2014

AIR	Requirements	Notes
Winter Temperature (DegC):		Permissible space temperature range (dry bulb) (degC) : 20 - 28
Summer Temperature (DegC):		
Mechanical Ventilation (Supply ac/hr):	15.0	Ventilation Type: Central Supply and Extract
Mechanical Ventilation (Extract ac/hr):	15.0	
Pressure Relative to Adjoining Space:	Balanced	
Filtration (%DSE and % Arrestance):	/	G4 - minimum
Humidity (%RH):		

General Notes: Heating Type: Radiant Panels with TRV Remote Head Adj. Cooling: Comfort Cooled Fresh Air

LIGHTING		
Service Illumination (Lux):	500	
Service Illumination Night (Lux):		Not Applicable
Local Illumination (Lux):	1,000.0	@ Bed / Trolley 1450 AFFL
Colour Rendering Required:	Y	Colour rendering characteristics (Ra):80
Standby Lighting Grade:	A	Lighting of the level and quality equal or nearly equal to that provided by normal lighting

General Notes: Control: Switch/ Dimmer

NOISE		
Privacy Factor Required (dB):		
Mechanical Services (NR):	30	Intrusive Noise: SHTM 08-01 noise intrusion from external noise sources is not given in NR values but instead in LAeq,1hr and LAmax,f.
Intrusive Noise (NR Leq):		45:daytime / 35:nightime (LAeq,1hr) and 45:nightime (LAmax,f).
***Acceptable Sound Level [L10dB(A)]:**		
***Speech Privacy Required:**	N	
***Quality Which Cannot Be Tolerated:**		
(* alternative format)		

General Notes: Refer to HLM 252 series of drawings for partition types and Acoustic Report (PCP 4.13)

SAFETY		
Hot Surface Max. Temp (DegC):	43	
Hot Water Max. Temp (DegC):	41	

General Notes: Maximum cold water discharge temperature (degC): 20

FIRE

Enclosure:

Automatic Detection:

Refer to HLM 572 series of drawings and Fire Strategy Report (PCP 4.12)

ADB	Room Design Character	B2418

Project:	11072	RHSC & DCN		
Department:	01	Key Rooms (Financial Close)		
Room:	B2418	Post Anaesthetic Recovery Room: RHSC		
Room Number:	1-P1-030		**Revision Date:**	18/09/2014

Walls:	Refer to HLM 330 series of drawings
Floor:	Refer to HLM 330 series of drawings
Ceiling:	Refer to HLM 332 series of drawings
Doorsets:	Refer to HLM 322 series of drawings for location / type.
Windows:	N/A
Internal Glazing:	Refer to HLM 322 series for door and screen types.
Hatch:	N/A

Notes:

ADB	Schedule of Components by Room	B2418

Project: 11072 RHSC & DCN
Department: P1 Operating Theatres & RHSC Surgical Day Case Unit
Room: B2418 Post Anaesthetic Recovery Room
Room Number: 1-P1-030 **Revision Date:** 09/09/2014

Quantity					Alt. Code	Grp
New	Trans	Total	Code	Description		
1		1	BAS101	BASIN, medium, hospital pattern, vitreous china, no tap holes, no overflow, intefral back outlet, 500W 400D		1
1		1	BED2502	BED HEAD BUFFER; bed and wall protection; vertical; wall mounted.		1
1		1	BIN2509	BIN; sharps disposal; 7 litre; rail mounted		3
1		1	BRA004	BRACKET; holder; suction unit; trunking/rail mounted		2
1		1	BRA015	BRACKET, flat panel monitor, height adjustable, wall mounted		2
1		1	CAL043	PUSH BUTTON patient/staff call with socket for extension pear push; trunking mounted.		1
1		1	CAL047	PUSH BUTTON staff emergency call; reset and integral/adjacent indicator lamp; trunking mounted.		1
2		2	CHA017	CHAIR; upright; upholstered; stacking		3
1		1	DIS013	DISPENSER, paper towel, wall mounted		2
1		1	DIS030	DISPENSER, soap, disposable single cartridge, lever action, wall mounted		2
1		1	DIS2500	DISPENSER; danicentre; combined glove/apron.		2
1		1	DIS2503	DISPENSER; alcohol gel; disposable single cartridge; wall mounted.		2
3		3	HOL005	HOLDER; bin; medium; capacity 70 litres; freestanding.		3
1		1	LIG005	LUMINAIRE, bedhead, dimmable, patient reading and general nursing care/examination		1
1		1	MON904	MONITOR; High end multi-functionality for ITU/Theatre/High Acuity		3
1		1	OUT005	SOCKET outlet, switched, 13amp, single		1
1		1	OUT010	SOCKET outlet, switched, 13amp, twin		1
4		4	OUT012	SOCKET outlet switched 13amp twin; trunking/pendant mounted.		1
1		1	OUT121	SOCKET outlet; computer data; double.		1
1		1	OUT215	SOCKET outlet, telephone		1
2		2	OUT452	OUTLET; 4 kPa compressed air medical; trunking mounted.		1
2		2	OUT471	OUTLET; oxygen medical; trunking mounted.		1
2		2	OUT476	OUTLET; vacuum medical; trunking mounted.		1
2		2	RAI136	RAIL; clinical equipment; wall mounted; 2100mm.		1
1		1	SHE2503	SHELF; 300mm deep; folding; length as drawn.		1
1		1	STA2508	STAND; drip, rail mounted		3
1		1	STO002	STOOL, height adjustable, 380H 480 dia.		3
1		1	SWC025	SWITCH, light		1
1		1	SWC035	SWITCH; dimmer trunking mounted.		1
1		1	TAP894	TAP bib; hospital pattern; integral thermostatic mixer; HTM64		1
1		1	TEL2500	TELEPHONE; handset, wall mounted.		2
1		1	TRA1003	TRACK; curtain; bed/trolley; length and shape as drawn.		1
1		1	TRO021	TROLLEY; 4 sets of runners; 850H 600W 600D		3
1		1	TRO181	TROLLEY, general purpose, 3 tier, buffered, 950H 890W 590D		3
1		1	TRO296	TROLLEY PATIENT; tilting/reclining		3
1		1	TRU1001	MEDICAL SERVICE TRUNKING; horizontal; length as drawn.		1
1		1	UPS003	Uninterrupted power supply (UPS).		1
1		1	WAS100	WASTE, unslotted flush-grated, metal, 1.1/4 in		1
1		1	WAS1000	TRAP; concealed waste; for back outlet basins.		1

ADB	Room Data Sheet	J1264

Project:	11072	RHSC & DCN		
Department:	01	Key Rooms (Financial Close)		
Room:	J1264	Waiting bay: 1 patient trolley/bed place		
Room Number:	1-P1-057		**Revision Date:**	18/09/2014

Activities:	1) Parking, storage of patients' trolley(s) 2) Patient may wait on trolley/bed, under nursing observation			
Personnel:	1 x Patient			
Planning Relationships:				
Space Data:	**Area (m^2):**		**Height (mm):**	
	Refer to HLM-SZ-SL-SH-200-001 for room areas. Ceiling height: To suit surrounding area/design.			

Notes:

Refer to ME 571 series of drawings for access control (PCP 4.17)

Refer to HLM-SZ-00-PL-331-001 Anti-ligature Strategy for anti-ligature provision

ADB	Room Environmental Data	J1264

Project:	11072	RHSC & DCN
Department:	01	Key Rooms (Financial Close)
Room:	J1264	Waiting bay: 1 patient trolley/bed place
Room Number:	1-P1-057	**Revision Date:** 18/09/2014

AIR	Requirements	Notes
Winter Temperature (DegC):		Permissible space temperature range (dry bulb) (degC) : 16 - 28
Summer Temperature (DegC):		
Mechanical Ventilation (Supply ac/hr):		Ventilation Type: Central General Extract
Mechanical Ventilation (Extract ac/hr):	3.0	
Pressure Relative to Adjoining Space:	Negative	
Filtration (%DSE and % Arrestance):	/	None
Humidity (%RH):		

General Notes: Heating Type: Adjacent Space Transfer Air Cooling: None

LIGHTING		
Service Illumination (Lux):	200	@ Floor 0m AFFL
Service Illumination Night (Lux):		Not Applicable
Local Illumination (Lux):		None
Colour Rendering Required:	Y	Colour rendering characteristics (Ra):80
Standby Lighting Grade:	A	Lighting of the level and quality equal or nearly equal to that provided by normal lighting

General Notes: Control: Switch/ Dimmer

NOISE		
Privacy Factor Required (dB):		
Mechanical Services (NR):	40	Intrusive Noise: SHTM 08-01 noise intrusion from external noise sources is not given in NR values but instead in LAeq,1hr and LAmax,f.
Intrusive Noise (NR Leq):		55:daytime (LAeq,1hr)
***Acceptable Sound Level [L10dB(A)]:**		
***Speech Privacy Required:**	N	
***Quality Which Cannot Be Tolerated:**		
(* alternative format)		

General Notes: Refer to HLM 252 series of drawings for partition types and Acoustic Report (PCP 4.13)

SAFETY		
Hot Surface Max. Temp (DegC):	43	
Hot Water Max. Temp (DegC):		

General Notes:

FIRE

Enclosure:

Automatic Detection:

Refer to HLM 572 series of drawings and Fire Strategy Report (PCP 4.12)

ADB	Room Design Character	J1264

Project:	11072	RHSC & DCN
Department:	01	Key Rooms (Financial Close)
Room:	J1264	Waiting bay: 1 patient trolley/bed place
Room Number:	1-P1-057	**Revision Date:** 18/09/2014

Walls:	Refer to HLM 330 series of drawings
Floor:	Refer to HLM 330 series of drawings
Ceiling:	Refer to HLM 332 series of drawings
Doorsets:	N/A, open to circulation.
Windows:	N/A
Internal Glazing:	N/A
Hatch:	N/A

Notes:

ADB	Schedule of Components by Room	J1264

Project: 11072 RHSC & DCN
Department: P1 Operating Theatres & RHSC Surgical Day Case Unit
Room: J1264 Trolley Bay
Room Number: 1-P1-057
Revision Date: 09/09/2014

Quantity					Alt. Code	Grp
New	Trans	Total	Code	Description		
2		2	OUT010	SOCKET outlet, switched, 13amp, twin		1
1		1	PEG2500	HOOK; Pat Slide.		1
1		1	SLI2500	PATSLIDE		3
1		1	TRO283	TROLLEY PATIENT; non-ferrous materials; full length tilt; adjustable head rest; side rails; 2075L 625D		3

A47117341

ADB	Room Data Sheet	E0801-02

Project:	11072	RHSC & DCN		
Department:	01	Key Rooms (Financial Close)		
Room:	E0801-02	Imaging room: Interoperative MRI		
Room Number:	1-P1-064		**Revision Date:**	18/09/2014

Activities:	1) Patient is positioned or repositioned for examination 2) Use of radiation protection equipment 3) Imaging x-ray examination of patient 4) Use of oxygen and vacuum services for resuscitation 5) Storage of small items of equipment 6) Storage of Positioning aids e.g. wedges pillows and other immobilisation devices 7) Clinical handwashing			
Personnel:	1 x patient			
Planning Relationships:	Adjacent to viewing/reporting area. Direct access from changing cubicles - optional.			
Space Data:	**Area (m^2):**		**Height (mm):**	3,100
	Refer to HLM-SZ-SL-SH-200-001 for room areas.			

Notes:

Refer to ME 571 series of drawings for access control (PCP 4.17)

Refer to HLM-SZ-00-PL-331-001 Anti-ligature Strategy for anti-ligature provision

ADB	Room Environmental Data	E0801-02

Project:	11072	RHSC & DCN		
Department:	01	Key Rooms (Financial Close)		
Room:	E0801-02	Imaging room: Interoperative MRI		
Room Number:	1-P1-064		**Revision Date:**	18/09/2014

AIR	Requirements	Notes
Winter Temperature (DegC):		Permissible space temperature range (dry bulb) (degC) : 18 - 25
Summer Temperature (DegC):		
Mechanical Ventilation (Supply ac/hr):	8.0	Ventilation Type: Central Supply and Extract
Mechanical Ventilation (Extract ac/hr):	8.0	
Pressure Relative to Adjoining Space:	Balanced	
Filtration (%DSE and % Arrestance):	/	F7 - minimum
Humidity (%RH):		

General Notes: Heating Type: Warm Air - Reheat Battery with BMS Adjustable Sensor. Cooling: Comfort Cooled

LIGHTING		
Service Illumination (Lux):	300	
Service Illumination Night (Lux):		Not Applicable
Local Illumination (Lux):	1,000.0	@ General working plane 1000 AFFL
Colour Rendering Required:	Y	Colour rendering characteristics (Ra):80
Standby Lighting Grade:	A	Lighting of the level and quality equal or nearly equal to that provided by normal lighting

General Notes: Control: Switch/ Dimmer

NOISE		
Privacy Factor Required (dB):		
Mechanical Services (NR):	35	Intrusive Noise: SHTM 08-01 noise intrusion from external noise sources is not given in NR values but instead in LAeq,1hr and LAmax,f.
Intrusive Noise (NR Leq):		40:daytime (LAeq,1hr)
***Acceptable Sound Level [L10dB(A)]:**		
***Speech Privacy Required:**	Y	
***Quality Which Cannot Be Tolerated:**		
(* alternative format)		

General Notes: Refer to HLM 252 series of drawings for partition types and Acoustic Report (PCP 4.13)

SAFETY		
Hot Surface Max. Temp (DegC):	43	
Hot Water Max. Temp (DegC):		

General Notes:

FIRE

Enclosure:

Automatic Detection:

Refer to HLM 572 series of drawings and Fire Strategy Report (PCP 4.12)

ADB	Room Design Character	E0801-02

Project:	11072	RHSC & DCN		
Department:	01	Key Rooms (Financial Close)		
Room:	E0801-02	Imaging room: Interoperative MRI		
Room Number:	1-P1-064		**Revision Date:**	18/09/2014

Walls:	Refer to HLM 330 series of drawings Radiation protection to be agreed with NHSL RPO
Floor:	Refer to HLM 330 series of drawings Floor Recess required Radiation protection to be agreed with NHSL RPO
Ceiling:	Refer to HLM 332 series of drawings
Doorsets:	Refer to HLM 322 series of drawings for location / type.
Windows:	N/A or in accordance with radiation protection advice, blackout/dim-out.
Internal Glazing:	Viewing panel from control room, radiation protection.
Hatch:	N/A
Notes:	

ADB	Schedule of Components by Room	E0801-02

Project: 11072 RHSC & DCN
Department: P1 Operating Theatres & RHSC Surgical Day Case Unit
Room: E0801-02 MRI Room
Room Number: 1-P1-064 **Revision Date:** 09/09/2014

Quantity					Alt. Code	Grp
New	Trans	Total	Code	Description		
1		1	ANA007	ANAESTHETIC MACHINE/WORKSTATION; MRI compatible; electrically powered piston ventilator; mobile; 1350H 750W 650D		3
1		1	BIN2506	BIN; disposal; general purpose; MRI compatible; plastic		3
1		1	BRA013	BRACKET; TV; height adjustable; wall mounted.		1
1		1	BUT2500	Quench button.		5
2		2	CAM2505	CAMERA CCTV; pan/tilt/zoom; MRI compatible.		5
1		1	CHR901	CHAIR; MR Compatible		3
1		1	CUP112	CUPBOARD UNIT; non-ferrous; open; 3 adjustable shelf; on plinth; 850H 1000W 500D.		1
1		1	CUP116	CUPBOARD/DRAWER UNIT; non-ferrous; 2 drawer; 1 adjustable shelf; on plinth; 850H 1000W 500D.		1
2		2	DET2500	Ferromagnetic detector		1
1		1	DIS2503	DISPENSER; alcohol gel; disposable single cartridge; wall mounted.		2
1		1	IMG086	TABLE PATIENT - MRI imager; floating top; (Part of IMG081)		5
1		1	IMG2501	Coil Holder.		5
2		2	IMG2507	Wave Guide.		5
1		1	IMG2508	IMAGER; MAGNETIC RESONANCE IMAGING (MRI); closed bore; 3 Tesla unit		5
1		1	INF901	INFUSION volumetric pump; MR Compatible 356H 178W 178D		3
1		1	MON051	MONITOR; patient; MR compatible; vital signs; multi-parameter; includes pulse oximeter		3
5		5	OUT012	SOCKET outlet switched 13amp twin; trunking/pendant mounted.		1
1		1	OUT052	CONNECTION UNIT, switched, 13 amp		1
2		2	OUT131	SOCKET outlet double data/voice; wall/trunking mounted.		1
1		1	OUT452	OUTLET; 4 kPa compressed air medical; trunking mounted.		1
1		1	OUT463	OUTLET; nitrous oxide; medical, trunking mounted.		1
2		2	OUT471	OUTLET; oxygen medical; trunking mounted.		1
1		1	OUT476	OUTLET; vacuum medical; trunking mounted.		1
1		1	OUT481	OUTLET; gas scavenging (AGS); medical, trunking mounted.		1
2		2	STA2510	STAND; drip, twin hooks, MR compatible		3
2		2	STO900	STOOL; MR Compatible		3
1		1	SUC902	SUCTION UNIT; pipeline; high pressure; theatre; MRI compatible		3
1		1	SWC025	SWITCH, light		1
2		2	SWC062	EMERGENCY STOP switch button, wall mounted		1
1		1	SYR005	SYRINGE INJECTOR; MRI compatible; automatic; hi pressure injection; media contrast		5
1		1	TAB903	TABLE operating patient; MR Compatible Top powered with 250mm transverse top; complete with specialty accessories; 715H 600W 2102D		3
1		1	TRO139	TROLLEY; dressing/instrument; MRI compatible; 870H 450W 450D		3
1		1	TRO901	TROLLEY; Coil cupd		3
1		1	TVM2503	TV / monitor flat screen with DVD player, MRI compatible		3

ADB	Schedule of Components by Room	E0801-02

Project: 11072 RHSC & DCN
Department: P1 Operating Theatres & RHSC Surgical Day Case Unit
Room: E0801-02 MRI Room
Room Number: 1-P1-064
Revision Date: 09/09/2014

Quantity			Code	Description	Alt. Code	Grp
New	Trans	Total				
1		1	UPS003	Uninterrupted power supply (UPS).		1

A47117341

ADB	Room Data Sheet	E0604-05

Project:	11072	RHSC & DCN		
Department:	01	Key Rooms (Financial Close)		
Room:	E0604-05	Control room: Interoperative MRI		
Room Number:	1-P1-065		**Revision Date:**	18/09/2014

Activities:	1) Radiographer operates an x-ray Simulator 2) Monitoring of patient on Simulator couch through leaded glass window 3) Use of computer workstation(s) 4) Viewing of X-ray films 5) Displaying notices 6) Maintenance and storage of EBME equipment records and reports 7) Viewing diagnostic images on VDT			
Personnel:	2 x staff Access to visitors, researchers			
Planning Relationships:	Direct access to/from MRIr room. Access may be required to medical conference room.			
Space Data:	**Area (m^2):**		**Height (mm):**	2,700
	Refer to HLM-SZ-SL-SH-200-001 for room areas.			

Notes:

Refer to ME 571 series of drawings for access control (PCP 4.17)

Refer to HLM-SZ-00-PL-331-001 Anti-ligature Strategy for anti-ligature provision

ADB	Room Environmental Data	E0604-05

Project:	11072	RHSC & DCN		
Department:	01	Key Rooms (Financial Close)		
Room:	E0604-05	Control room: Interoperative MRI		
Room Number:	1-P1-065		**Revision Date:**	18/09/2014

AIR	Requirements	Notes
Winter Temperature (DegC):		Permissible space temperature range (dry bulb) (degC) : 18 - 25
Summer Temperature (DegC):		
Mechanical Ventilation (Supply ac/hr):	4.0	Ventilation Type: Central Supply and Extract
Mechanical Ventilation (Extract ac/hr):	4.0	
Pressure Relative to Adjoining Space:	Balanced	
Filtration (%DSE and % Arrestance):	/	G4 - minimum
Humidity (%RH):		
General Notes:	Heating Type: Radiant Panels with TRV Remote Head Adj. Cooling: Comfort Cooled Fresh Air	

LIGHTING		
Service Illumination (Lux):	300	@ Desk 750 - 850 AFFL
Service Illumination Night (Lux):		Not Applicable
Local Illumination (Lux):		None
Colour Rendering Required:	Y	Colour rendering characteristics (Ra):80
Standby Lighting Grade:	A	Lighting of the level and quality equal or nearly equal to that provided by normal lighting
General Notes:	Control: Switch	

NOISE		
Privacy Factor Required (dB):		
Mechanical Services (NR):	35	Intrusive Noise: SHTM 08-01 noise intrusion from external noise sources is not given in NR values but instead in LAeq,1hr and LAmax,f.
Intrusive Noise (NR Leq):		40:daytime (LAeq,1hr)
***Acceptable Sound Level [L10dB(A)]:**		
***Speech Privacy Required:**	Y	
***Quality Which Cannot Be Tolerated:**		
(* alternative format)		
General Notes:	Refer to HLM 252 series of drawings for partition types and Acoustic Report (PCP 4.13)	

SAFETY		
Hot Surface Max. Temp (DegC):	43	
Hot Water Max. Temp (DegC):		
General Notes:		

FIRE

Enclosure:

Automatic Detection:

Refer to HLM 572 series of drawings and Fire Strategy Report (PCP 4.12)

ADB	Room Design Character	E0604-05

Project:	11072	RHSC & DCN		
Department:	01	Key Rooms (Financial Close)		
Room:	E0604-05	Control room: Interoperative MRI		
Room Number:	1-P1-065		**Revision Date:**	18/09/2014

Walls:	Refer to HLM 330 series of drawings Radiation protection to MRI Room to be agreed with NHSL RPO
Floor:	Refer to HLM 330 series of drawings
Ceiling:	Refer to HLM 332 series of drawings
Doorsets:	Refer to HLM 322 series of drawings for location / type.
Windows:	N/A
Internal Glazing:	Viewing panel to MRI room, radiation protection.
Hatch:	N/A
Notes:	

ADB	Schedule of Components by Room	E0604-05

Project: 11072 RHSC & DCN
Department: P1 Operating Theatres & RHSC Surgical Day Case Unit
Room: E0604-05 Control Room - MRI
Room Number: 1-P1-065 **Revision Date:** 09/09/2014

Quantity					Alt. Code	Grp
New	Trans	Total	Code	Description		
1		1	BIN2504	BIN; confidential waste		3
1		1	BOA022	BOARD; display/notice; magnetic; wall mounted; 900H 600W.		1
1		1	BOA034	BOARD; marker; whiteboard; dry-wipe; with pen holder; wall mounted; 600H 900W.		1
1		1	BUT2500	Quench button.		5
3		3	CHA002	CHAIR; height adjustable; medium back; swivel; 5 star base; on castors		3
1		1	CLO003	CLOCK synchronous with second sweep hand, wall mounted		1
2		2	COM033	COMPUTER KEYBOARD		3
1		1	COM038	COMPUTER PRINTER, laser, A4, 250H 380W 385D		3
2		2	COM1000	COMPUTER MONITOR; TFT; Sunray digital flat panel display; desk top		3
1		1	COM2509	INTERCOM two way communication system; wall mounted (flush).		1
1		1	COM913	Hard drive for MRI scanner		5
1		1	CUP332	CUPBOARD; key; 30 hooks; lockable; wall mounted; 305H 230W 70D.		1
1		1	HOL005	HOLDER; bin; medium; capacity 70 litres; freestanding.		3
1		1	IMG112	CONTROL CONSOLE; for MRI		5
1		1	IMG2507	Wave Guide.		5
2		2	LOC012	LOCKER; wall mounted; 340H 300W 300D.		1
1		1	MON2504	MONITOR and CONTROL for CCTV; complete with flat screen monitor; keyboard; digital recorder (computer) and power supply		5
1		1	MON906	MONITOR; Clinical slave		2
2		2	MSC2508	CABINET top; 600mm facing; (600x400 inserts); with formed plastic liners; shelves; 1 door hinged left; wall mounted.		1
2		2	MSC2510	CABINET base; 1000mm facing; (1000x400 inserts); with formed plastic liners; 1 door hinged right; on plinth; o/a height 900.		1
1		1	OUT002	OUTLET, cable 13amp		1
1		1	OUT005	SOCKET outlet, switched, 13amp, single		1
9		9	OUT010	SOCKET outlet, switched, 13amp, twin		1
4		4	OUT012	SOCKET outlet switched 13amp twin; trunking/pendant mounted.		1
8		8	OUT121	SOCKET outlet; computer data; double.		1
5		5	OUT126	SOCKET outlet switched 13amp double; with data protection mains RF filter/suppressor.		1
2		2	OUT131	SOCKET outlet double data/voice; wall/trunking mounted.		1
1		1	OUT210	SOCKET outlet two-way communication system (intercom), wall mounted		1
1		1	OUT215	SOCKET outlet, telephone		1
1		1	OUT2500	OUTLET; connection for IPOD.		1
1		1	PAN2500	PANEL; syringe injector controller.		5
1		1	PRI015	PRINTER; label; portable		3
1		1	REC032	RECORDER/DVD; playback		3
1		1	STF130	STORAGE UNIT; lower; cupboard; 2 door; 1 shelf; on castors; 600H 600W 550D		3
1		1	STF165	STORAGE UNIT; lower; 6 drawer; on castors; 600H 600W 450D		3

ADB	Schedule of Components by Room	E0604-05

Project: 11072 RHSC & DCN
Department: P1 Operating Theatres & RHSC Surgical Day Case Unit
Room: E0604-05 Control Room - MRI
Room Number: 1-P1-065 **Revision Date:** 09/09/2014

Quantity					Alt. Code	Grp
New	Trans	Total	Code	Description		
4		4	SUP2501	SUPPORT LEG; for 720 high worktop		1
1		1	SWC025	SWITCH, light		1
2		2	SWC082	EMERGENCY STOP; switch button; wall mounted		1
1		1	TEL1000	TELEPHONE; handset.		3
2		2	TRU1000	TRUNKING; Power and Data trunking; length as drawn.		1
1		1	UPS003	Uninterrupted power supply (UPS).		1
1		1	WKT1003H	WORKTOP; 920 high 600 deep 40mm thick; with 50mm upstand; length as drawn.		1
3		3	WKT1006L	WORKTOP; 720 high 800 deep 40mm thick; with 50mm upstand; length as drawn.		1

ADB	Room Data Sheet	N0305-01

Project:	11072	RHSC & DCN		
Department:	01	Key Rooms (Financial Close)		
Room:	N0305-01	Anaesthetic room: DCN		
Room Number:	1-P1-069		**Revision Date:**	18/09/2014

Activities:	1) Storage of anaesthetic accessories and equipment 2) Secure storage of controlled and scheduled drugs 3) Holding/storing sterile equipment 4) Holding / storing stock of infusion fluids 5) Storage of refrigerated drugs/medicines 6) Displaying operating lists 7) Recording of patient data/notes 8) Collection of used anaesthetic accessories for reprocessing 9) Collection of waste materials for disposal 10) Clinical handwashing 11) Administration of intravenous analgesia 12) Maintenance of general anaesthesia 13) Use of monitoring/diagnostic or therapeutic equipment			
Personnel:	1 x patient 4 x staff			
Planning Relationships:	Direct access from corridor and into theatre.			
Space Data:	**Area (m²):**		**Height (mm):**	2,700
	Refer to HLM-SZ-SL-SH-200-001 for room areas.			

Notes:

Refer to ME 571 series of drawings for access control (PCP 4.17)

Refer to HLM-SZ-00-PL-331-001 Anti-ligature Strategy for anti-ligature provision

ADB	Room Environmental Data	N0305-01

Project:	11072	RHSC & DCN		
Department:	01	Key Rooms (Financial Close)		
Room:	N0305-01	Anaesthetic room: DCN		
Room Number:	1-P1-069		**Revision Date:**	18/09/2014

AIR	Requirements	Notes
Winter Temperature (DegC):		Permissible space temperature range (dry bulb) (degC) : 18 - 25
Summer Temperature (DegC):		
Mechanical Ventilation (Supply ac/hr):		Ventilation Type: Central Supply and Extract
Mechanical Ventilation (Extract ac/hr):		In line with SHTM 03-01
Pressure Relative to Adjoining Space:		
Filtration (%DSE and % Arrestance):	/	F7 - minimum
Humidity (%RH):		

General Notes: Heating Type: Warm Air via AHU Battery with Local / BMS Adjustable Sensor. Cooling: Comfort Cooled Fresh Air

LIGHTING		
Service Illumination (Lux):	500	
Service Illumination Night (Lux):		Not Applicable
Local Illumination (Lux):		10,000-100,000 @ Bed / Trolley 1450 AFFL
Colour Rendering Required:	Y	Colour rendering characteristics (Ra):80
Standby Lighting Grade:	A	Lighting of the level and quality equal or nearly equal to that provided by normal lighting

General Notes: Control: Switch

NOISE		
Privacy Factor Required (dB):		
Mechanical Services (NR):	40	Intrusive Noise:
Intrusive Noise (NR Leq):		SHTM 08-01 noise intrusion from external noise sources is not given in NR values but instead in LAeq,1hr and LAmax,f.
		40:daytime (LAeq,1hr)
***Acceptable Sound Level [L10dB(A)]:**		
***Speech Privacy Required:**	Y	
***Quality Which Cannot Be Tolerated:**		
(* alternative format)		

General Notes: Refer to HLM 252 series of drawings for partition types and Acoustic Report (PCP 4.13)

SAFETY		
Hot Surface Max. Temp (DegC):	43	
Hot Water Max. Temp (DegC):	41	

General Notes: Maximum cold water discharge temperature (degC): 20

FIRE

Enclosure:

Automatic Detection:

Refer to HLM 572 series of drawings and Fire Strategy Report (PCP 4.12)

ADB	Room Design Character	N0305-01

Project:	11072	RHSC & DCN		
Department:	01	Key Rooms (Financial Close)		
Room:	N0305-01	Anaesthetic room: DCN		
Room Number:	1-P1-069		**Revision Date:**	18/09/2014

Walls:	Refer to HLM 330 series of drawings
Floor:	Refer to HLM 330 series of drawings
Ceiling:	Refer to HLM 332 series of drawings
Doorsets:	Refer to HLM 322 series of drawings for location / type.
Windows:	N/A
Internal Glazing:	Refer to HLM 322 series for door and screen types.
Hatch:	N/A

Notes:

ADB	Schedule of Components by Room	N0305-01

Project: 11072 RHSC & DCN
Department: P1 Operating Theatres & RHSC Surgical Day Case Unit
Room: N0305-01 Anaesthetic Room 2 (DCN)
Room Number: 1-P1-069 **Revision Date:** 09/09/2014

Quantity					Alt. Code	Grp
New	Trans	Total	Code	Description		
1		1	ANA001	ANAESTHETIC MACHINE/WORKSTATION electrically powered piston ventilator, mobile, 1350H 750W 650D		3
1		1	BOA034	BOARD; marker; whiteboard; dry-wipe; with pen holder; wall mounted; 600H 900W.		1
1		1	CHA024	CHAIR, anaesthetist, height adjustable		3
1		1	CLO003	CLOCK synchronous with second sweep hand, wall mounted		1
1		1	COM033	COMPUTER KEYBOARD		3
1		1	COM1000	COMPUTER MONITOR; TFT; Sunray digital flat panel display; desk top		3
2		2	CUP2510	CUPBOARD; base unit; LH door; ; 600mm.		1
1		1	CUP2519	CUPBOARD; wall unit; LH door; 600h; lockable; 500mm.		1
1		1	CUP2551	CUPBOARD; wall unit; 2 glass door; 600h; lockable; 1000mm.		1
2		2	CUP2566	CUPBOARD; base unit; RH door; 500mm.		1
2		2	CUP2572	CUPBOARD; base unit; 4 drawer; 500mm.		1
1		1	DIS013	DISPENSER, paper towel, wall mounted		2
1		1	DIS030	DISPENSER, soap, disposable single cartridge, lever action, wall mounted		2
1		1	DIS2500	DISPENSER; danicentre; combined glove/apron.		2
1		1	DIS2503	DISPENSER; alcohol gel; disposable single cartridge; wall mounted.		2
2		2	HOL005	HOLDER; bin; medium; capacity 70 litres; freestanding.		3
1		1	LIG081	LUMINAIRE fitted with single fluorescent lamp with switch; below drug cupboard; 8watt; 400mm.		1
1		1	LIG963	LUMINAIRE; examination; ceiling; adjustable.		1
1		1	MON904	MONITOR; High end multi-functionality for ITU/Theatre/High Acuity		3
1		1	OUT005	SOCKET outlet, switched, 13amp, single		1
19		19	OUT012	SOCKET outlet switched 13amp twin; trunking/pendant mounted.		1
1		1	OUT049	CONNECTION UNIT, switched, 13amp, flex outlet		1
1		1	OUT050	OUTLET, controlled drugs cupboard		1
1		1	OUT054	CONNECTION UNIT, unswitched, 13 amp, neon indicator		1
4		4	OUT121	SOCKET outlet; computer data; double.		1
1		1	OUT215	SOCKET outlet, telephone		1
1		1	OUT453	OUTLET, 4kPa compressed air, medical		1
1		1	OUT461	OUTLET, nitrous oxide, medical		1
2		2	OUT470	OUTLET, oxygen, medical		1
2		2	OUT475	OUTLET, vacuum, medical		1
1		1	OUT480	OUTLET, gas scavenging (AGS), medical		1
1		1	REF091	REFRIGERATOR; drug; capacity 35 litres; external temperature gauge; lockable; wall mounted; 510H 380W 445D		2
1		1	STA142	STAND; infusion; twin hook; breaks; mobile		3
2		2	STA2509	STAND; sharps bin, mobile, 30 litre		3
2		2	STF290	STORAGE UNIT; upper; cupboard; controlled drugs; 1 door; lockable; with inner lockable cupboard and warning light; 550H 600W 300D		1
1		1	SUP2500	SUPPORT LEG; for 920 high worktop		1
1		1	SWC025	SWITCH, light		1

ADB	Schedule of Components by Room	N0305-01

Project: 11072 RHSC & DCN
Department: P1 Operating Theatres & RHSC Surgical Day Case Unit
Room: N0305-01 Anaesthetic Room 2 (DCN)
Room Number: 1-P1-069 **Revision Date:** 09/09/2014

Quantity					Alt. Code	Grp
New	Trans	Total	Code	Description		
2		2	SYR004	SYRINGE pump; anaesthetic use; with diprifusor; 115H 400W 180D		3
1		1	TAP892	TAP, bib, 2x8 mm thermostatic mixer, automatic action, sensor operated, non-touch		1
1		1	TEL2500	TELEPHONE; handset, wall mounted.		2
2		2	TRO021	TROLLEY; 4 sets of runners; 850H 600W 600D		3
1		1	TRO131	TROLLEY, dressing/instrument, stainless steel, buffered, 870H 450W 450D		3
1		1	TRO204	TROLLEY instrument tray MAYO, 650W 450D		3
1		1	TRO282	TROLLEY PATIENT; accident; image top; with tilt and brakes; 540-1000H 740W 2110D		3
1		1	TRO601	TROUGH scrub-up; hospital pattern; stainless steel; single; 75mm upstand; 800W 450D. HTM64SUH1.		1
2		2	TRU1000	TRUNKING; Power and Data trunking; length as drawn.		1
1		1	TRU1001	MEDICAL SERVICE TRUNKING; horizontal; length as drawn.		1
1		1	UPS003	Uninterrupted power supply (UPS).		1
1		1	WAS102	WASTE, unslotted flush-grated, metal, 1.1/2 in		1
1		1	WAS108	TRAP, bottle, 1.1/2 in, plastic resealing		1
1		1	WKT1006H	WORKTOP; 920 high 800 deep 40mm thick; with 50mm upstand; length as drawn.		1

A47117341

ADB	Room Data Sheet	N0106-03

Project:	11072	RHSC & DCN		
Department:	01	Key Rooms (Financial Close)		
Room:	N0106-03	Operating theatre: DCN		
Room Number:	1-P1-070		**Revision Date:**	18/09/2014

Activities:	1) Connection of patient to anaesthetic machine 2) Assembly and connecting of mobile equipment 3) Use of surgical instruments on instrument trolley 4) Surgical procedures performed under local or general anaesthetic 5) Viewing film and/or computer generated images 6) Checking, weighing and recording used swab 7) Displaying operating lists 8) Recording of patient data/notes 9) Transfer of patient from operating table to bed/trolley 10) Computer information accessed 11) Assessment / updating of electronic patient records (EPRs) 12) Maintenance of general anaesthesia 13) Use of mobile image intensifier 14) Use of monitoring/diagnostic or therapeutic equipment
Personnel:	1 x patient 7 x staff
Planning Relationships:	Direct access to preparation room. Direct access to anaesthesia room (when provided). Direct access or adjacent to scrub-up room. Direct access to utility room. Direct access to corridor/exit bay.

Space Data:	**Area (m²):**		**Height (mm):**	3,000
	Refer to HLM-SZ-SL-SH-200-001 for room areas.			

Notes:

Refer to ME 571 series of drawings for access control (PCP 4.17)

Refer to HLM-SZ-00-PL-331-001 Anti-ligature Strategy for anti-ligature provision

ADB	Room Environmental Data	N0106-03

Project:	11072	RHSC & DCN
Department:	01	Key Rooms (Financial Close)
Room:	N0106-03	Operating theatre: DCN
Room Number:	1-P1-070	**Revision Date:** 18/09/2014

AIR	Requirements	Notes
Winter Temperature (DegC):		Permissible space temperature range (dry bulb) (degC) : 18 - 25
Summer Temperature (DegC):		
Mechanical Ventilation (Supply ac/hr):		Ventilation Type: Central Supply and Extract
Mechanical Ventilation (Extract ac/hr):		In line with SHTM 03-01
Pressure Relative to Adjoining Space:		
Filtration (%DSE and % Arrestance):	/	F7 - minimum
Humidity (%RH):		

General Notes: Heating Type: Warm Air via AHU Battery with Local / BMS Adjustable Sensor. Cooling: Comfort Cooled Fresh Air

LIGHTING		
Service Illumination (Lux):	500	
Service Illumination Night (Lux):		Not Applicable
Local Illumination (Lux):		10,000 - 100,000 @ Bed / Trolley 1450 AFFL
Colour Rendering Required:	Y	Colour rendering characteristics (Ra):80
Standby Lighting Grade:	A	Lighting of the level and quality equal or nearly equal to that provided by normal lighting

General Notes: Control: Switch

NOISE		
Privacy Factor Required (dB):		
Mechanical Services (NR):	50	Intrusive Noise:
Intrusive Noise (NR Leq):		SHTM 08-01 noise intrusion from external noise sources is not given in NR values but instead in LAeq,1hr and LAmax,f.
		50:daytime (LAeq,1hr)
***Acceptable Sound Level [L10dB(A)]:**		
***Speech Privacy Required:**	Y	
***Quality Which Cannot Be Tolerated:**		
(* alternative format)		

General Notes: Refer to HLM 252 series of drawings for partition types and Acoustic Report (PCP 4.13)

SAFETY		
Hot Surface Max. Temp (DegC):	43	
Hot Water Max. Temp (DegC):	41	

General Notes: Maximum cold water discharge temperature (degC): 20

FIRE

Enclosure:

Automatic Detection:

Refer to HLM 572 series of drawings and Fire Strategy Report (PCP 4.12)

ADB	Room Design Character	N0106-03

Project:	11072	RHSC & DCN		
Department:	01	Key Rooms (Financial Close)		
Room:	N0106-03	Operating theatre: DCN		
Room Number:	1-P1-070		**Revision Date:**	18/09/2014

Walls:	Refer to HLM 330 series of drawings Radiation protection to be agreed with NHSL RPO
Floor:	Refer to HLM 330 series of drawings
Ceiling:	Refer to HLM 332 series of drawings
Doorsets:	Refer to HLM 322 series of drawings for location / type.
Windows:	N/A or clear, solar control, privacy control (tbc)
Internal Glazing:	Refer to HLM 322 series for door and screen types.
Hatch:	N/A
Notes:	windows are currently on the change control matrix (Board decision - tbc)

ADB	Schedule of Components by Room	N0106-03

Project: 11072 RHSC & DCN
Department: P1 Operating Theatres & RHSC Surgical Day Case Unit
Room: N0106-03 Operating Theatre 2 (DCN)
Room Number: 1-P1-070 **Revision Date:** 09/09/2014

Quantity					Alt. Code	Grp
New	Trans	Total	Code	Description		
1		1	ANA004	ANAESTHETIC MACHINE/WORKSTATION with ventilator, with accessories, mobile, 1580H 565W 695D		3
2		2	BOA034	BOARD; marker; whiteboard; dry-wipe; with pen holder; wall mounted; 600H 900W.		1
1		1	CAN010	CANOPY : ultra clean ventilation (UCV) operating theatre, 2000mm clear from floor level to underside, 3200W x3200D, sliding screens.		1
1		1	CHA024	CHAIR, anaesthetist, height adjustable		3
1		1	CLO003	CLOCK synchronous with second sweep hand, wall mounted		1
2		2	COM033	COMPUTER KEYBOARD		3
2		2	COM1000	COMPUTER MONITOR; TFT; Sunray digital flat panel display; desk top		3
1		1	DIA002	DIATHERMY APPARATUS; Surgical with 2 suction jars, mobile		3
1		1	DIA004	DIATHERMY UNIT; surgical; monopolar; bipolar; argon compatible; 111H 356W 439D		3
1		1	DIA005	SMOKE EVACUATION SYSTEM; (diathermy) complete with trolley; 860H 487W 643D		3
4		4	DIS2503	DISPENSER; alcohol gel; disposable single cartridge; wall mounted.		2
1		1	DRI2500	DRILL; 7 bar power drill		3
2		2	HOL005	HOLDER; bin; medium; capacity 70 litres; freestanding.		3
1		1	IMG2509	IMAGING; Camera box.		1
2		2	INF001	INFUSION volumetric pump; 356H 178W 178D		3
4		4	LIG071	ILLUMINATED SIGN RADIATION ON, wall mounted		1
1		1	LIG2504	Head light source		3
1		1	LIG2505	LIGHT; Operating 3 arm		1
1		1	LIG2506	LIGHT; green blue light source.		1
1		1	MON042	MONITOR sedation depth; 169H 175W 100D		3
1		1	MON2501	MONITOR; flat screen; recessed; wall mounted; double PACS theatre specific		5
1		1	MON2513	MONITOR; 42inch, wall mounted		5
1		1	MON2517	MONITOR; HD screen on arm		3
1		1	MON904	MONITOR; High end multi-functionality for ITU/Theatre/High Acuity		3
2		2	OUT005	SOCKET outlet, switched, 13amp, single		1
19		19	OUT010	SOCKET outlet, switched, 13amp, twin		1
24		24	OUT012	SOCKET outlet switched 13amp twin; trunking/pendant mounted.		1
1		1	OUT052	CONNECTION UNIT, switched, 13 amp		1
8		8	OUT121	SOCKET outlet; computer data; double.		1
10		10	OUT131	SOCKET outlet double data/voice; wall/trunking mounted.		1
1		1	OUT2500	OUTLET; connection for IPOD.		1
1		1	OUT2503	SOCKET; outlet switched 13amp double; ceiling mounted.		1
4		4	OUT453	OUTLET, 4kPa compressed air, medical		1
4		4	OUT454	OUTLET, 7kPa compressed air, medical		1
4		4	OUT461	OUTLET, nitrous oxide, medical		1
8		8	OUT470	OUTLET, oxygen, medical		1
8		8	OUT475	OUTLET, vacuum, medical		1
4		4	OUT480	OUTLET, gas scavenging (AGS), medical		1
15		15	OUT904	OUTLET; socket, AV and control system, typt tbc		1

ADB	Schedule of Components by Room	N0106-03

Project: 11072 RHSC & DCN
Department: P1 Operating Theatres & RHSC Surgical Day Case Unit
Room: N0106-03 Operating Theatre 2 (DCN)
Room Number: 1-P1-070 **Revision Date:** 09/09/2014

Quantity					Alt. Code	Grp
New	Trans	Total	Code	Description		
1		1	PAN053	PANEL operating theatre; to meet the theatre requirements.		1
1		1	PEG002	PEGS; equipment; medium; 2; wide spacing; wall mounted.		1
3		3	PEN002	PENDANT; Anaesthetic; medical & power supply unit; vertical movement; ceiling mounted; outlets comprising.		1
1		1	PEN006A	PENDANT SURGICAL; touch screen monitor; medical and power supply unit; tandem; lateral and vertical movement; ceiling mounted; outlets comprising.		1
3		3	PLA002	PLATFORM; step-stand; stackable; portable; 130H 480W 330D		3
1		1	PRI015	PRINTER; label; portable		3
1		1	SCA012	SCALE; swab; includes Mains adaptor		3
1		1	SCA2503	SCALPEL; harmonic		3
2		2	STA101	STAND; lotion bowl; single; stainless steel; (Bowls not included)		3
2		2	STA142	STAND; infusion; twin hook; breaks; mobile		3
2		2	STA2509	STAND; sharps bin, mobile, 30 litre		3
3		3	STO006	STOOL, surgeon/anaesthetist, height adjustable, includes anti-static seat pads		3
2		2	SUC002	SUCTION UNIT; pipeline; high pressure; theatre		3
2		2	SUP2500	SUPPORT LEG; for 920 high worktop		1
1		1	SUR971	Swab bucket		3
2		2	SWC025	SWITCH, light		1
3		3	SYR004	SYRINGE pump; anaesthetic use; with diprifusor; 115H 400W 180D		3
2		2	TEL2500	TELEPHONE; handset, wall mounted.		2
1		1	TRF002	AUTOTRANSFUSION cell separator; mobile; built in air and foam detector; 1620H 270W 585D		3
2		2	TRO021	TROLLEY; 4 sets of runners; 850H 600W 600D		3
4		4	TRO131	TROLLEY, dressing/instrument, stainless steel, buffered, 870H 450W 450D		3
2		2	TRO133	TROLLEY, dressing/instrument, stainless steel, buffered, 870H 750W 450D		3
2		2	TRO201	TROLLEY, instruments, stainless steel, buffered, 870H 920W 620D		3
1		1	TRO204	TROLLEY instrument tray MAYO, 650W 450D		3
1		1	TRU1000	TRUNKING; Power and Data trunking; length as drawn.		1
1		1	UPS003	Uninterrupted power supply (UPS).		1
1		1	WAR053	WARMER, blood/fluid, maintains temperature between 36 and 43 deg.C at flow rates up to 500 ml/min, 35H 235W 273D		3
1		1	WKT1006H	WORKTOP; 920 high 800 deep 40mm thick; with 50mm upstand; length as drawn.		1

ADB	Room Data Sheet	E0311

Project:	11072	RHSC & DCN		
Department:	01	Key Rooms (Financial Close)		
Room:	E0311	Angiography Procedures Room		
Room Number:	1-P1-093		**Revision Date:**	18/09/2014

Activities:	1) Patient is positioned or repositioned for examination 2) Use of radiation protection equipment 3) Imaging x-ray examination of patient 4) Use of oxygen and vacuum services for resuscitation 5) Storage of small items of equipment 6) Storage of Positioning aids e.g. wedges pillows and other immobilisation devices 7) Clinical handwashing			
Personnel:	1 x patient 4 x staff			
Planning Relationships:	Adjacent to viewing/reporting area.			
Space Data:	**Area (m²):**		**Height (mm):**	3,000
	Refer to HLM-SZ-SL-SH-200-001 for room areas.			

Notes:

Refer to ME 571 series of drawings for access control (PCP 4.17)

Refer to HLM-SZ-00-PL-331-001 Anti-ligature Strategy for anti-ligature provision

Radiation protection requirements are subject to RPA advice upon selection of equipment.

The "radiation in use" warning lamp should be installed at eye level outside the entrance(s) to the room.

ADB	Room Environmental Data	E0311

Project:	11072	RHSC & DCN		
Department:	01	Key Rooms (Financial Close)		
Room:	E0311	Angiography Procedures Room		
Room Number:	1-P1-093		**Revision Date:**	18/09/2014

AIR	Requirements	Notes
Winter Temperature (DegC):		Permissible space temperature range (dry bulb) (degC) : 18 - 25
Summer Temperature (DegC):		
Mechanical Ventilation (Supply ac/hr):		Ventilation Type:Central Supply & Extract
Mechanical Ventilation (Extract ac/hr):		In Line with SHTM 03-01
Pressure Relative to Adjoining Space:	0	
Filtration (%DSE and % Arrestance):	/	F7 - minimum
Humidity (%RH):		

General Notes: Heating Type: Warm Air via AHU Battery with local / BMS Adjustable Sensor. Cooling: Comfort Cooled Fresh Air

LIGHTING		
Service Illumination (Lux):	500	
Service Illumination Night (Lux):		Not Applicable
Local Illumination (Lux):		10,000 - 100,000 @ Floor
Colour Rendering Required:	Y	Colour rendering characteristics (Ra):80
Standby Lighting Grade:	A	Lighting of the level and quality equal or nearly equal to that provided by normal lighting

General Notes: Control: Switch

NOISE		
Privacy Factor Required (dB):		
Mechanical Services (NR):	40	Intrusive Noise:
Intrusive Noise (NR Leq):		SHTM 08-01 noise intrusion from external noise sources is not given in NR values but instead in LAeq,1hr and LAmax,f.
		40:daytime (LAeq,1hr)
***Acceptable Sound Level [L10dB(A)]:**		
***Speech Privacy Required:**	Y	
***Quality Which Cannot Be Tolerated:**		
(* alternative format)		

General Notes: Refer to HLM 252 series of drawings for partition types and Acoustic Report (PCP 4.13)

SAFETY		
Hot Surface Max. Temp (DegC):	43	
Hot Water Max. Temp (DegC):	41	

General Notes: Maximum cold water discharge temperature (degC): 20

FIRE

Enclosure:

Automatic Detection:

Refer to HLM 572 series of drawings and Fire Strategy Report (PCP 4.12)

ADB	Room Design Character	E0311

Project:	11072	RHSC & DCN		
Department:	01	Key Rooms (Financial Close)		
Room:	E0311	Angiography Procedures Room		
Room Number:	1-P1-093		**Revision Date:**	18/09/2014

Walls:	Refer to HLM 330 series of drawings Radiation protection to be agreed with NHSL RPO
Floor:	Refer to HLM 330 series of drawings Floor Recess required
Ceiling:	Refer to HLM 332 series of drawings
Doorsets:	Refer to HLM 322 series of drawings for location / type.
Windows:	N/A
Internal Glazing:	Viewing panel from control room, radiation protection.
Hatch:	N/A
Notes:	

ADB	Schedule of Components by Room	E0311

Project: 11072 RHSC & DCN
Department: P1 Operating Theatres & RHSC Surgical Day Case Unit
Room: E0311 Angiography Procedures Room
Room Number: 1-P1-093 **Revision Date:** 09/09/2014

Quantity					Alt. Code	Grp
New	Trans	Total	Code	Description		
1		1	ANA001	ANAESTHETIC MACHINE/WORKSTATION electrically powered piston ventilator, mobile, 1350H 750W 650D		3
1		1	BAS101	BASIN, medium, hospital pattern, vitreous china, no tap holes, no overflow, intefral back outlet, 500W 400D		1
2		2	BIN2509	BIN; sharps disposal; 7 litre; rail mounted		3
4		4	BOA034	BOARD; marker; whiteboard; dry-wipe; with pen holder; wall mounted; 600H 900W.		1
2		2	CAM2500	VIDEO MONITORING EQUIPMENT; camera.		2
1		1	CLO003	CLOCK synchronous with second sweep hand, wall mounted		1
1		1	COM2503	COMPUTER MONITOR, PACS REVIEW STATION; 2 21", high-resolution screens,		3
1		1	CYL2500	CYLINDER; oxygen		3
1		1	DIS013	DISPENSER, paper towel, wall mounted		2
1		1	DIS030	DISPENSER, soap, disposable single cartridge, lever action, wall mounted		2
2		2	DIS2500	DISPENSER; danicentre; combined glove/apron.		2
2		2	DIS2503	DISPENSER; alcohol gel; disposable single cartridge; wall mounted.		2
3		3	HOL005	HOLDER; bin; medium; capacity 70 litres; freestanding.		3
1		1	IMG101	MONITOR viewing; flat panel display for image intensifier; ceiling mounted		5
1		1	IMG105	TABLE PATIENT - image intensifier; X-ray; floating top; (Part of IMG026; or IMG030)		5
2		2	IMG111	CONTROL CONSOLE - tableside gantry control for digital imaging system		5
2		2	IMG121	IMAGE CS RAIL; ceiling suspensions for monitors		5
1		1	IMG131	SHIELD lead acrylic; overhead suspended on bracket; 760W 610D lead equivalent 0.5mm Pb; ceiling mounted		5
1		1	IMG905	Biplane Imaging System		5
5		5	LIG071	ILLUMINATED SIGN RADIATION ON, wall mounted		1
1		1	LIG963	LUMINAIRE; examination; ceiling; adjustable.		1
1		1	MAC2500	ACT Machine on trolley		3
1		1	MON1002	MONITOR; ACCU platelet		3
1		1	MON900	MONITOR; Low end monitor, general Ward /OPD use		3
2		2	MSC091	CABINET base; 400mm facing; (400x600 inserts); with formed plastic liners; 1 door hinged right; on plinth; o/a height 900.		1
2		2	MSC096	CABINET base; 400mm facing; (400x600 inserts); with 3 telescopic runners; 1 door hinged left; on plinth; o/a height 900.		1
1		1	OUT005	SOCKET outlet, switched, 13amp, single		1
4		4	OUT009	SOCKET outlet switched 13 amp twin; floor mounted.		1
11		11	OUT010	SOCKET outlet, switched, 13amp, twin		1
4		4	OUT012	SOCKET outlet switched 13amp twin; trunking/pendant mounted.		1
2		2	OUT121	SOCKET outlet; computer data; double.		1
2		2	OUT131	SOCKET outlet double data/voice; wall/trunking mounted.		1
1		1	OUT453	OUTLET, 4kPa compressed air, medical		1
1		1	OUT461	OUTLET, nitrous oxide, medical		1
1		1	OUT470	OUTLET, oxygen, medical		1
2		2	OUT475	OUTLET, vacuum, medical		1

ADB	Schedule of Components by Room	E0311

Project: 11072 RHSC & DCN
Department: P1 Operating Theatres & RHSC Surgical Day Case Unit
Room: E0311 Angiography Procedures Room
Room Number: 1-P1-093 **Revision Date:** 09/09/2014

Quantity					Alt. Code	Grp
New	Trans	Total	Code	Description		
1		1	OUT480	OUTLET, gas scavenging (AGS), medical		1
1		1	PEG2500	HOOK; Pat Slide.		1
1		1	PEN002	PENDANT; Anaesthetic; medical & power supply unit; vertical movement; ceiling mounted; outlets comprising.		1
1		1	PLA002	PLATFORM; step-stand; stackable; portable; 130H 480W 330D		3
2		2	RAC360	RACK; catheter and guide wire storage; rotary; mobile; wire basket; top 600x600mm; 800mm dia. 230H 600W 600D		3
1		1	SCR066	SCREEN shielding; radiation protection; lead sheets; mobile; 1140H 1070L; lead equivalent 0.8 mm Pb @ 110 keV.		5
1		1	SLI2500	PATSLIDE		3
1		1	STA2504	STAND; Roll stand for monitor		3
3		3	STO002	STOOL, height adjustable, 380H 480 dia.		3
2		2	SWC031	SWITCH; light; dimmer to M&E design.		1
1		1	SYR001	SYRINGE INJECTOR, automatic, high pressure injection, contrast media.		5
1		1	TAP894	TAP bib; hospital pattern; integral thermostatic mixer; HTM64		1
2		2	THE900	THERMOMETER; Tympanic		3
1		1	TRO070	TROLLEY, for single cylinder, type F or G, 1155H 510W 405D		3
2		2	TRO131	TROLLEY, dressing/instrument, stainless steel, buffered, 870H 450W 450D		3
2		2	TRO133	TROLLEY, dressing/instrument, stainless steel, buffered, 870H 750W 450D		3
4		4	TRO901	TROLLEY; Coil cupd		3
1		1	WAS100	WASTE, unslotted flush-grated, metal, 1.1/4 in		1
1		1	WAS1000	TRAP; concealed waste; for back outlet basins.		1
1		1	WKT1006H	WORKTOP; 920 high 800 deep 40mm thick; with 50mm upstand; length as drawn.		1
2		2	XRA018	X-RAY CS RAIL; ceiling suspensions; 2455mm (3655 w/optional extension rail)		5

ADB	Room Data Sheet	X1026

Project:	11072	RHSC & DCN		
Department:	01	Key Rooms (Financial Close)		
Room:	X1026	Control room: Angiography Procedures		
Room Number:	1-P1-094		**Revision Date:**	18/09/2014

Activities:	1) Radiographers operate orthovoltage/superficial machine seated at control desk. 2) Displays of patient data and position on treatment couch are monitored via CCTV - this must be screened from public view 3) Viewing of X-ray films 4) Use of computer workstation(s) 5) Holding patient notes / images 6) Accommodation of computer equipment and operator of the Verification Control and Record (VCR) equipment. 7) Audible warning may be given as per approved code of practice of the Ionising Radiations Regulation 1985, page 29, Para 22			
Personnel:	2 x Staff			
Planning Relationships:	Adjacent to orthovoltage/superficial treatment room.			
Space Data:	**Area (m²):**		**Height (mm):**	2,700
	Refer to HLM-SZ-SL-SH-200-001 for room areas.			

Notes:

Refer to ME 571 series of drawings for access control (PCP 4.17)

Refer to HLM-SZ-00-PL-331-001 Anti-ligature Strategy for anti-ligature provision

ADB	Room Environmental Data	X1026

Project:	11072	RHSC & DCN
Department:	01	Key Rooms (Financial Close)
Room:	X1026	Control room: Angiography Procedures
Room Number:	1-P1-094	**Revision Date:** 18/09/2014

AIR	Requirements	Notes
Winter Temperature (DegC):		Permissible space temperature range (dry bulb)(degC):18 - 25
Summer Temperature (DegC):		
Mechanical Ventilation (Supply ac/hr):		Ventilation Type: Central Supply and Extract
Mechanical Ventilation (Extract ac/hr):		In line with SHTM 03-01
Pressure Relative to Adjoining Space:		
Filtration (%DSE and % Arrestance):	/	F7 - minimum
Humidity (%RH):		

General Notes: Heating Type: Warm Air via AHU Battery with BMS Adjustable Sensor. Cooling: Comfort Cooled Fresh Air

LIGHTING		
Service Illumination (Lux):	500	
Service Illumination Night (Lux):		Not Applicable
Local Illumination (Lux):		10,000 - 100,000 @ Bed / Trolley 1450 AFFL
Colour Rendering Required:	N	Colour Rendering Characteristics (Ra): 80
Standby Lighting Grade:	A	Lighting of the level and quality equal or nearly equal to that provided by normal lighting

General Notes: Control: Switch

NOISE		
Privacy Factor Required (dB):		
Mechanical Services (NR):	40	Intrusive Noise:
Intrusive Noise (NR Leq):		SHTM 08-01 noise intrusion from external noise sources is not given in NR values but instead in LAeq,1hr and LAmax,f.
		40:daytime (LAeq,1hr)
***Acceptable Sound Level [L10dB(A)]:**		
***Speech Privacy Required:**	Y	
***Quality Which Cannot Be Tolerated:**		
(* alternative format)		

General Notes: Refer to HLM 252 series of drawings for partition types and Acoustic Report (PCP 4.13)

SAFETY		
Hot Surface Max. Temp (DegC):	43	
Hot Water Max. Temp (DegC):		

General Notes: Maximum cold water discharge temperature (degC): 20

FIRE

Enclosure:

Automatic Detection:

Refer to HLM 572 series of drawings and Fire Strategy Report (PCP 4.12)

ADB	Room Design Character	X1026

Project:	11072	RHSC & DCN		
Department:	01	Key Rooms (Financial Close)		
Room:	X1026	Control room: Angiography Procedures		
Room Number:	1-P1-094		**Revision Date:**	18/09/2014

Walls:	Refer to HLM 330 series of drawings Radiation protection to be agreed with NHSL RPO
Floor:	Refer to HLM 330 series of drawings
Ceiling:	Refer to HLM 332 series of drawings
Doorsets:	Refer to HLM 322 series of drawings for location / type.
Windows:	N/A
Internal Glazing:	Viewing panel to procedures room, radiation protection.
Hatch:	N/A
Notes:	

ADB	Schedule of Components by Room	X1026

Project: 11072 RHSC & DCN
Department: P1 Operating Theatres & RHSC Surgical Day Case Unit
Room: X1026 Angiography Procedures Control Room
Room Number: 1-P1-094 **Revision Date:** 09/09/2014

Quantity					Alt. Code	Grp
New	Trans	Total	Code	Description		
1		1	BIN2504	BIN; confidential waste		3
1		1	BOA034	BOARD; marker; whiteboard; dry-wipe; with pen holder; wall mounted; 600H 900W.		1
2		2	CHA002	CHAIR; height adjustable; medium back; swivel; 5 star base; on castors		3
1		1	CLO003	CLOCK synchronous with second sweep hand, wall mounted		1
1		1	COM033	COMPUTER KEYBOARD		3
1		1	COM038	COMPUTER PRINTER, laser, A4, 250H 380W 385D		3
1		1	COM1000	COMPUTER MONITOR; TFT; Sunray digital flat panel display; desk top		3
1		1	COM2509	INTERCOM two way communication system; wall mounted (flush).		1
1		1	COM898	COMPUTER CPU		3
1		1	CRD051	CONTROL CONSOLE and COMPUTER for catheter laboratories; (Part of CRD021 or CRD023)		5
2		2	CUP378	CUPBOARD/DRAWER UNIT; 1 drawer; 1 shelf; on castors; 660H 480W 390D		3
1		1	HOL005	HOLDER; bin; medium; capacity 70 litres; freestanding.		3
1		1	LIG060	LUMINAIRE fitted with twin fluorescent lamp.		1
1		1	LIG074	ILLUMINATED SIGN DO NOT ENTER		1
1		1	MON906	MONITOR; Clinical slave		2
1		1	MON924	MONITOR; for use with remote camera, with bracket		2
4		4	MSC263	CABINET/DRAWER features; base; 400mm facing; 4 drawer; on plinth; o/a height 900.		1
1		1	OUT005	SOCKET outlet, switched, 13amp, single		1
10		10	OUT010	SOCKET outlet, switched, 13amp, twin		1
10		10	OUT131	SOCKET outlet double data/voice; wall/trunking mounted.		1
1		1	OUT210	SOCKET outlet two-way communication system (intercom), wall mounted		1
1		1	OUT215	SOCKET outlet, telephone		1
1		1	PRI015	PRINTER; label; portable		3
2		2	RAC195	RACK; x-ray lead apron; 5 hangers; wall mounted		2
2		2	SUP2500	SUPPORT LEG; for 920 high worktop		1
3		3	SUP2501	SUPPORT LEG; for 720 high worktop		1
1		1	SWC031	SWITCH; light; dimmer to M&E design.		1
1		1	TEL1000	TELEPHONE; handset.		3
3		3	TRU1000	TRUNKING; Power and Data trunking; length as drawn.		1
1		1	UPS003	Uninterrupted power supply (UPS).		1
1		1	WKT1003L	WORKTOP; 720 high 600 deep 40mm thick; with 50mm upstand; length as drawn.		1
1		1	WKT1006H	WORKTOP; 920 high 800 deep 40mm thick; with 50mm upstand; length as drawn.		1
1		1	WKT1006L	WORKTOP; 720 high 800 deep 40mm thick; with 50mm upstand; length as drawn.		1

ADB	Room Data Sheet	B2417-01

Project:	11072	RHSC & DCN		
Department:	01	Key Rooms (Financial Close)		
Room:	B2417-01	Post Anaesthetic Recovery:DCN		
Room Number:	1-P1-109		**Revision Date:**	18/09/2014

Activities:	1) Post anaesthetic recovery of patients 2) Medical and nursing procedures 3) Observation by medical and nursing staff 4) Clinical handwashing 5) Use of mobile equipment and services may be used 6) Manoeuvring beds. 7) Use of monitoring/diagnostic or therapeutic equipment 8) Use of piped medical gases, vacuum and associated equipment			
Personnel:	8 x patients (1 per bay) 4 x staff			
Planning Relationships:	Part of multi-bay area. Overall area to include staff communication base and utilities. Close to operating theatre.			
Space Data:	**Area (m²):**		**Height (mm):**	2,700
	Refer to HLM-SZ-SL-SH-200-001 for room areas.			

Notes:

Refer to ME 571 series of drawings for access control (PCP 4.17)

Refer to HLM-SZ-00-PL-331-001 Anti-ligature Strategy for anti-ligature provision

ADB	Room Environmental Data	B2417-01

Project:	11072	RHSC & DCN		
Department:	01	Key Rooms (Financial Close)		
Room:	B2417-01	Post Anaesthetic Recovery:DCN		
Room Number:	1-P1-109		**Revision Date:**	18/09/2014

AIR	Requirements	Notes
Winter Temperature (DegC):		Permissible space temperature range (dry bulb) (degC) : 20 - 28
Summer Temperature (DegC):		
Mechanical Ventilation (Supply ac/hr):	15.0	Ventilation Type: Central Supply and Extract
Mechanical Ventilation (Extract ac/hr):	15.0	
Pressure Relative to Adjoining Space:	Balanced	
Filtration (%DSE and % Arrestance):	/	G4 - minimum
Humidity (%RH):		

General Notes: Heating Type: Radiant Panels with TRV Remote Head Adj. Cooling: Comfort Cooled Fresh Air

LIGHTING		
Service Illumination (Lux):	500	
Service Illumination Night (Lux):		Not Applicable
Local Illumination (Lux):	1,000.0	@ Bed/trolley 1450 AFFL
Colour Rendering Required:	Y	Colour rendering characteristics (Ra):80
Standby Lighting Grade:	A	Lighting of the level and quality equal or nearly equal to that provided by normal lighting

General Notes: Control: Switch/ Dimmer

NOISE		
Privacy Factor Required (dB):		
Mechanical Services (NR):	30	Intrusive Noise: SHTM 08-01 noise intrusion from external noise sources is not given in NR values but instead in LAeq,1hr and LAmax,f.
Intrusive Noise (NR Leq):		45:daytime / 35:nightime (LAeq,1hr) and 45:nightime (LAmax,f).
***Acceptable Sound Level [L10dB(A)]:**		
***Speech Privacy Required:**	N	
***Quality Which Cannot Be Tolerated:**		
(* alternative format)		

General Notes: Refer to HLM 252 series of drawings for partition types and Acoustic Report (PCP 4.13)

SAFETY		
Hot Surface Max. Temp (DegC):	43	
Hot Water Max. Temp (DegC):	41	

General Notes: Maximum cold water discharge temperature (degC): 20

FIRE

Enclosure:

Automatic Detection:

Refer to HLM 572 series of drawings and Fire Strategy Report (PCP 4.12)

ADB	Room Design Character	B2417-01

Project:	11072	RHSC & DCN		
Department:	01	Key Rooms (Financial Close)		
Room:	B2417-01	Post Anaesthetic Recovery:DCN		
Room Number:	1-P1-109		**Revision Date:**	18/09/2014

Walls:	Refer to HLM 330 series of drawings
Floor:	Refer to HLM 330 series of drawings
Ceiling:	Refer to HLM 332 series of drawings
Doorsets:	Refer to HLM 322 series of drawings for location / type.
Windows:	Clear, solar control (East, South, West facing), privacy control
Internal Glazing:	Refer to HLM 322 series for door and screen types.
Hatch:	N/A

Notes:

ADB	Schedule of Components by Room	B2417-01

Project: 11072 RHSC & DCN
Department: P1 Operating Theatres & RHSC Surgical Day Case Unit
Room: B2417-01 Recovery (8 bays)
Room Number: 1-P1-109 **Revision Date:** 18/09/2014

Quantity					Alt. Code	Grp
New	Trans	Total	Code	Description		
8		8	BAS101	BASIN, medium, hospital pattern, vitreous china, no tap holes, no overflow, intefral back outlet, 500W 400D		1
8		8	BED2502	BED HEAD BUFFER; bed and wall protection; vertical; wall mounted.		1
8		8	BIN2509	BIN; sharps disposal; 7 litre; rail mounted		3
8		8	BRA003	BRACKET, holder, suction unit, wall mounted		2
8		8	CAL047	PUSH BUTTON staff emergency call; reset and integral/adjacent indicator lamp; trunking mounted.		1
8		8	CLO003	CLOCK synchronous with second sweep hand, wall mounted		1
8		8	COM2509	INTERCOM two way communication system; wall mounted (flush).		1
8		8	DIS013	DISPENSER, paper towel, wall mounted		2
8		8	DIS030	DISPENSER, soap, disposable single cartridge, lever action, wall mounted		2
8		8	DIS2500	DISPENSER; danicentre; combined glove/apron.		2
9		9	DIS2503	DISPENSER; alcohol gel; disposable single cartridge; wall mounted.		2
1		1	HOI006	HOIST PATIENT; electric; 24V; track ceiling mounted (Length of the track to suit the individual needs).		1
16		16	HOL005	HOLDER; bin; medium; capacity 70 litres; freestanding.		3
8		8	LIG005	LUMINAIRE, bedhead, dimmable, patient reading and general nursing care/examination		1
8		8	LIG963	LUMINAIRE; examination; ceiling; adjustable.		1
8		8	MON904	MONITOR; High end multi-functionality for ITU/Theatre/High Acuity		3
16		16	MSC081	CABINET base; 600mm facing; (600x400 inserts); with formed plastic liners; 1 door hinged right; on plinth; o/a height 900.		1
8		8	MST005	TROLLEY; half size open frame; up to 5 sets of runners; 400mm facing; approx 850H 450W 350D		3
8		8	OUT004	OUTLET cable, fused, 13 amp, ceiling mounted		1
8		8	OUT005	SOCKET outlet, switched, 13amp, single		1
16		16	OUT010	SOCKET outlet, switched, 13amp, twin		1
32		32	OUT012	SOCKET outlet switched 13amp twin; trunking/pendant mounted.		1
16		16	OUT121	SOCKET outlet; computer data; double.		1
8		8	OUT210	SOCKET outlet two-way communication system (intercom), wall mounted		1
1		1	OUT215	SOCKET outlet, telephone		1
16		16	OUT452	OUTLET; 4 kPa compressed air medical; trunking mounted.		1
16		16	OUT471	OUTLET; oxygen medical; trunking mounted.		1
16		16	OUT476	OUTLET; vacuum medical; trunking mounted.		1
8		8	RAI136	RAIL; clinical equipment; wall mounted; 2100mm.		1
8		8	STA142	STAND; infusion; twin hook; breaks; mobile		3
8		8	STO024	STOOL, dental, with back support, mobile		3
8		8	SWC025	SWITCH, light		1
8		8	TAP894	TAP bib; hospital pattern; integral thermostatic mixer; HTM64		1
1		1	TEL2500	TELEPHONE; handset, wall mounted.		2
8		8	TRA1003	TRACK; curtain; bed/trolley; length and shape as drawn.		1
8		8	TRO021	TROLLEY; 4 sets of runners; 850H 600W 600D		3

ADB	Schedule of Components by Room	B2417-01

Project: 11072 RHSC & DCN
Department: P1 Operating Theatres & RHSC Surgical Day Case Unit
Room: B2417-01 Recovery (8 bays)
Room Number: 1-P1-109
Revision Date: 18/09/2014

Quantity					Alt. Code	Grp
New	Trans	Total	Code	Description		
8		8	TRU1001	MEDICAL SERVICE TRUNKING; horizontal; length as drawn.		1
1		1	UPS003	Uninterrupted power supply (UPS).		1
8		8	WAR053	WARMER, blood/fluid, maintains temperature between 36 and 43 deg.C at flow rates up to 500 ml/min, 35H 235W 273D		3
8		8	WAS100	WASTE, unslotted flush-grated, metal, 1.1/4 in		1
8		8	WAS1000	TRAP; concealed waste; for back outlet basins.		1
8		8	WKT1003H	WORKTOP; 920 high 600 deep 40mm thick; with 50mm upstand; length as drawn.		1

A47117341

ADB	Room Data Sheet	V0726

Project:	11072	RHSC & DCN		
Department:	01	Key Rooms (Financial Close)		
Room:	V0726	Changing Room		
Room Number:	1-P1-127		**Revision Date:**	18/09/2014

Activities:	1) Semi-ambulant user may undress/dress in privacy 2) Hanging clothing 3) Use of call systems			
Personnel:	1 x patient Intermittent use			
Planning Relationships:	Adjacent to sub-waiting area Close to WC facilities.			
Space Data:	**Area (m²):**		**Height (mm):**	2,400
	Refer to HLM-SZ-SL-SH-200-001 for room areas.			

Notes:

Refer to ME 571 series of drawings for access control (PCP 4.17)

Refer to HLM-SZ-00-PL-331-001 Anti-ligature Strategy for anti-ligature provision

ADB	Room Environmental Data	V0726

Project:	11072	RHSC & DCN
Department:	01	Key Rooms (Financial Close)
Room:	V0726	Changing Room
Room Number:	1-P1-127	**Revision Date:** 18/09/2014

AIR	Requirements	Notes
Winter Temperature (DegC):		Permissible space temperature range (dry bulb) (degC) : 18 - 28
Summer Temperature (DegC):		
Mechanical Ventilation (Supply ac/hr):	6.0	Ventilation Type: Central Supply and Extract
Mechanical Ventilation (Extract ac/hr):	10.0	
Pressure Relative to Adjoining Space:	Positive	
Filtration (%DSE and % Arrestance):	/	G4 - minimum
Humidity (%RH):		

General Notes: Heating Type: Radiant Panels with TRV Remote Head Adj. Cooling: Comfort Cooled Fresh Air

LIGHTING		
Service Illumination (Lux):	100	@ Floor
Service Illumination Night (Lux):		Not Applicable
Local Illumination (Lux):		None
Colour Rendering Required:	Y	Colour rendering characteristics (Ra):80
Standby Lighting Grade:	A	Lighting of the level and quality equal or nearly equal to that provided by normal lighting

General Notes: Control: Presence Detection

NOISE		
Privacy Factor Required (dB):		
Mechanical Services (NR):	45	Intrusive Noise: SHTM 08-01 noise intrusion from external noise sources is not given in NR values but instead in LAeq,1hr and LAmax,f.
Intrusive Noise (NR Leq):		55:daytime (LAeq,1hr)
***Acceptable Sound Level [L10dB(A)]:**		
***Speech Privacy Required:**	N	
***Quality Which Cannot Be Tolerated:**		
(* alternative format)		

General Notes: Refer to HLM 252 series of drawings for partition types and Acoustic Report (PCP 4.13)

SAFETY		
Hot Surface Max. Temp (DegC):	43	
Hot Water Max. Temp (DegC):	41	

General Notes: Maximum cold water discharge temperature (degC): 20

FIRE

Enclosure:

Automatic Detection:

Refer to HLM 572 series of drawings and Fire Strategy Report (PCP 4.12)

ADB	Room Design Character	V0726

Project:	11072	RHSC & DCN
Department:	01	Key Rooms (Financial Close)
Room:	V0726	Changing Room
Room Number:	1-P1-127	**Revision Date:** 18/09/2014

Walls:	Refer to HLM 330 series of drawings
Floor:	Refer to HLM 330 series of drawings
Ceiling:	Refer to HLM 332 series of drawings
Doorsets:	Refer to HLM 322 series of drawings for location / type.
Windows:	N/A
Internal Glazing:	Refer to HLM 322 series for door and screen types.
Hatch:	N/A

Notes:

ADB	Schedule of Components by Room	V0726

Project: 11072 RHSC & DCN
Department: P1 Operating Theatres & RHSC Surgical Day Case Unit
Room: V0726 Changing Cubicle
Room Number: 1-P1-127 **Revision Date:** 09/09/2014

Quantity					Alt. Code	Grp
New	Trans	Total	Code	Description		
1		1	CAL005	CEILING, PULL CORD, patient/staff call.		1
1		1	CHA017	CHAIR; upright; upholstered; stacking		3
2		2	HOO024	HOOK; hat and coat; 1.		1
1		1	LOC005	LOCKER, CLOTHES, SINGLE, 1800H 300W 550D		3
1		1	MIR010	MIRROR; wall mounted; 800H 300W.		1
1		1	OUT005	SOCKET outlet, switched, 13amp, single		1
1		1	RAI048	RAIL, grab, vertical, wall mounted, 600mm		1
1		1	SWC025	SWITCH, light		1

A47117341

ADB	Room Data Sheet	D2155

Project:	11072	RHSC & DCN		
Department:	01	Key Rooms (Financial Close)		
Room:	D2155	Admissions Lounge		
Room Number:	1-P1-128		**Revision Date:**	18/09/2014

Activities:	1) Patients, relatives and escorts wait to be seen 2) Displaying information			
Personnel:	6 x patients 1 x staff 3 x visitors			
Planning Relationships:	Adjacent to reception area. Close to clinical or work area. Close to WC facilities.			
Space Data:	**Area (m²):**		**Height (mm):**	2,700
	Refer to HLM-SZ-SL-SH-200-001 for room areas.			

Notes:

Refer to ME 571 series of drawings for access control (PCP 4.17)

Refer to HLM-SZ-00-PL-331-001 Anti-ligature Strategy for anti-ligature provision

ADB	Room Environmental Data	D2155

Project:	11072	RHSC & DCN		
Department:	01	Key Rooms (Financial Close)		
Room:	D2155	Admissions Lounge		
Room Number:	1-P1-128		**Revision Date:**	18/09/2014

AIR	Requirements	Notes
Winter Temperature (DegC):		Permissible space temperature range (dry bulb) (degC) : 18 - 28
Summer Temperature (DegC):		
Mechanical Ventilation (Supply ac/hr):	6.0	Ventilation Type: Comfort Cooled Fresh Air
Mechanical Ventilation (Extract ac/hr):	8.0	
Pressure Relative to Adjoining Space:	Negative	
Filtration (%DSE and % Arrestance):	/	G4 - minimum
Humidity (%RH):		

General Notes: Heating Type: Radiant Panels with TRV Remote Head Adj. Cooling: Comfort Cooled Fresh Air

LIGHTING		
Service Illumination (Lux):	300	@ Floor
Service Illumination Night (Lux):		Not Applicable
Local Illumination (Lux):		None
Colour Rendering Required:	Y	Colour rendering characteristics (Ra):80
Standby Lighting Grade:	A	Lighting of the level and quality equal or nearly equal to that provided by normal lighting

General Notes: Control: Switch

NOISE		
Privacy Factor Required (dB):		
Mechanical Services (NR):	40	Intrusive Noise: SHTM 08-01 noise intrusion from external noise sources is not given in NR values but instead in LAeq,1hr and LAmax,f.
Intrusive Noise (NR Leq):		50:daytime (LAeq,1hr)
***Acceptable Sound Level [L10dB(A)]:**		
***Speech Privacy Required:**	N	
***Quality Which Cannot Be Tolerated:**		
(* alternative format)		

General Notes: Refer to HLM 252 series of drawings for partition types and Acoustic Report (PCP 4.13)

SAFETY		
Hot Surface Max. Temp (DegC):	43	
Hot Water Max. Temp (DegC):	41	

General Notes: Maximum cold water discharge temperature (degC): 20

FIRE

Enclosure:

Automatic Detection:

Refer to HLM 572 series of drawings and Fire Strategy Report (PCP 4.12)

ADB	Room Design Character	D2155

Project:	11072	RHSC & DCN
Department:	01	Key Rooms (Financial Close)
Room:	D2155	Admissions Lounge
Room Number:	1-P1-128	**Revision Date:** 18/09/2014

Walls:	Refer to HLM 330 series of drawings
Floor:	Refer to HLM 330 series of drawings
Ceiling:	Refer to HLM 332 series of drawings
Doorsets:	Refer to HLM 322 series of drawings for location / type.
Windows:	N/A
Internal Glazing:	Refer to HLM 322 series for door and screen types.
Hatch:	N/A

Notes:

ADB	Schedule of Components by Room	D2155

Project: 11072 RHSC & DCN
Department: P1 Operating Theatres & RHSC Surgical Day Case Unit
Room: D2155 Admissions Lounge
Room Number: 1-P1-128 **Revision Date:** 09/09/2014

Quantity					Alt. Code	Grp
New	Trans	Total	Code	Description		
1		1	BAS101	BASIN, medium, hospital pattern, vitreous china, no tap holes, no overflow, intefral back outlet, 500W 400D		1
5		5	BED2502	BED HEAD BUFFER; bed and wall protection; vertical; wall mounted.		1
1		1	BRA013	BRACKET; TV; height adjustable; wall mounted.		1
1		1	CAL047	PUSH BUTTON staff emergency call; reset and integral/adjacent indicator lamp; trunking mounted.		1
1		1	CHA002	CHAIR; height adjustable; medium back; swivel; 5 star base; on castors		3
7		7	CHA017	CHAIR; upright; upholstered; stacking		3
5		5	CHA091	CHAIR; easy; reclining; 1000H 630W 1880D		3
1		1	COM033	COMPUTER KEYBOARD		3
1		1	COM1000	COMPUTER MONITOR; TFT; Sunray digital flat panel display; desk top		3
1		1	DIS013	DISPENSER, paper towel, wall mounted		2
1		1	DIS030	DISPENSER, soap, disposable single cartridge, lever action, wall mounted		2
1		1	DIS2500	DISPENSER; danicentre; combined glove/apron.		2
6		6	DIS2503	DISPENSER; alcohol gel; disposable single cartridge; wall mounted.		2
2		2	HOL005	HOLDER; bin; medium; capacity 70 litres; freestanding.		3
1		1	HOL020	HOLDER, sharps box, up to 7 litre capacity, rail/trolley hang or wall mounted, 170H 125W 100D		3
4		4	LOC008	LOCKER clothes; single; 2 compartments; 1800H 300W 550D		3
2		2	MSC2508	CABINET top; 600mm facing; (600x400 inserts); with formed plastic liners; shelves; 1 door hinged left; wall mounted.		1
2		2	MSC2510	CABINET base; 1000mm facing; (1000x400 inserts); with formed plastic liners; 1 door hinged right; on plinth; o/a height 900.		1
2		2	OUT005	SOCKET outlet, switched, 13amp, single		1
6		6	OUT010	SOCKET outlet, switched, 13amp, twin		1
2		2	OUT012	SOCKET outlet switched 13amp twin; trunking/pendant mounted.		1
2		2	OUT121	SOCKET outlet; computer data; double.		1
1		1	OUT131	SOCKET outlet double data/voice; wall/trunking mounted.		1
1		1	OUT206	SOCKET outlet television aerial; single; wall mounted.		1
1		1	RAC440	RACK; leaflet; wall mounted; 915H 250W 105D.		1
1		1	SUP2500	SUPPORT LEG; for 920 high worktop		1
2		2	SWC031	SWITCH; light; dimmer to M&E design.		1
1		1	TAP894	TAP bib; hospital pattern; integral thermostatic mixer; HTM64		1
1		1	TEL1000	TELEPHONE; handset.		3
4		4	TRA1003	TRACK; curtain; bed/trolley; length and shape as drawn.		1
1		1	TRU1000	TRUNKING; Power and Data trunking; length as drawn.		1
1		1	TVM006	TELEVISION monitor; colour; 585mm		3
1		1	WAS100	WASTE, unslotted flush-grated, metal, 1.1/4 in		1
1		1	WAS1000	TRAP; concealed waste; for back outlet basins.		1
1		1	WKT1006H	WORKTOP; 920 high 800 deep 40mm thick; with 50mm upstand; length as drawn.		1

ADB	Room Data Sheet	N0106-01

Project:	11072	RHSC & DCN		
Department:	01	Key Rooms (Financial Close)		
Room:	N0106-01	Operating theatre: RHSC		
Room Number:	1-P1-131		**Revision Date:**	18/09/2014

Activities:	1) Connection of patient to anaesthetic machine 2) Assembly and connecting of mobile equipment 3) Use of surgical instruments on instrument trolley 4) Surgical procedures performed under local or general anaesthetic 5) Viewing film and/or computer generated images 6) Checking, weighing and recording used swab 7) Displaying operating lists 8) Recording of patient data/notes 9) Transfer of patient from operating table to bed/trolley 10) Computer information accessed 11) Assessment / updating of electronic patient records (EPRs) 12) Maintenance of general anaesthesia 13) Use of mobile image intensifier 14) Use of monitoring/diagnostic or therapeutic equipment
Personnel:	1 x patient 7 x staff
Planning Relationships:	Direct access to preparation room. Direct access to anaesthesia room (when provided). Direct access or adjacent to scrub-up room. Direct access to utility room. Direct access to corridor/exit bay.

Space Data:	**Area (m²):**		**Height (mm):**	3,000
	Refer to HLM-SZ-SL-SH-200-001 for room areas.			

Notes:

Refer to ME 571 series of drawings for access control (PCP 4.17)

Refer to HLM-SZ-00-PL-331-001 Anti-ligature Strategy for anti-ligature provision

ADB	Room Environmental Data	N0106-01

Project:	11072	RHSC & DCN		
Department:	01	Key Rooms (Financial Close)		
Room:	N0106-01	Operating theatre: RHSC		
Room Number:	1-P1-131		**Revision Date:**	18/09/2014

AIR	Requirements	Notes
Winter Temperature (DegC):		Permissible space temperature range (dry bulb) (degC) : 18 - 25
Summer Temperature (DegC):		
Mechanical Ventilation (Supply ac/hr):		Ventilation Type: Central Suppy and Extract
Mechanical Ventilation (Extract ac/hr):		In line with SHTM 03-01
Pressure Relative to Adjoining Space:		
Filtration (%DSE and % Arrestance):	/	F7 - minimum
Humidity (%RH):		

General Notes: Heating Type: Warm Air via AHU Battery with Local / BMS Adjustable Sensor. Cooling: Comfort Cooled Fresh Air

LIGHTING		
Service Illumination (Lux):	500	
Service Illumination Night (Lux):		Not Applicable
Local Illumination (Lux):		10,000 - 100,000 @ Bed / Trolley 1450 AFFL
Colour Rendering Required:	Y	Colour rendering characteristics (Ra):80
Standby Lighting Grade:	A	Lighting of the level and quality equal or nearly equal to that provided by normal lighting

General Notes: Control: Switch

NOISE		
Privacy Factor Required (dB):		
Mechanical Services (NR):	50	Intrusive Noise:
Intrusive Noise (NR Leq):		SHTM 08-01 noise intrusion from external noise sources is not given in NR values but instead in LAeq,1hr and LAmax,f.
		50:daytime (LAeq,1hr)
***Acceptable Sound Level [L10dB(A)]:**		
***Speech Privacy Required:**	Y	
***Quality Which Cannot Be Tolerated:**		
(* alternative format)		

General Notes: Refer to HLM 252 series of drawings for partition types and Acoustic Report (PCP 4.13)

SAFETY		
Hot Surface Max. Temp (DegC):	43	
Hot Water Max. Temp (DegC):	41	

General Notes: Maximum cold water discharge temperature (degC): 20

FIRE

Enclosure:

Automatic Detection:

Refer to HLM 572 series of drawings and Fire Strategy Report (PCP 4.12)

ADB	Room Design Character	N0106-01

Project:	11072	RHSC & DCN		
Department:	01	Key Rooms (Financial Close)		
Room:	N0106-01	Operating theatre: RHSC		
Room Number:	1-P1-131		**Revision Date:**	18/09/2014

Walls:	Refer to HLM 330 series of drawings Radiation protection to be agreed with NHSL RPO
Floor:	Refer to HLM 330 series of drawings
Ceiling:	Refer to HLM 332 series of drawings
Doorsets:	Refer to HLM 322 series of drawings for location / type.
Windows:	N/A or clear, solar control, privacy control (tbc)
Internal Glazing:	Refer to HLM 322 series for door and screen types.
Hatch:	N/A
Notes:	windows are currently on the change control matrix (Board decision - tbc)

ADB	Schedule of Components by Room	N0106-01

Project: 11072 RHSC & DCN
Department: P1 Operating Theatres & RHSC Surgical Day Case Unit
Room: N0106-01 Operating Theatre 3 (RHSC)
Room Number: 1-P1-131 **Revision Date:** 09/09/2014

Quantity					Alt. Code	Grp
New	Trans	Total	Code	Description		
1		1	ANA004	ANAESTHETIC MACHINE/WORKSTATION with ventilator, with accessories, mobile, 1580H 565W 695D		3
1		1	BLA902	UNDERBLANKET; Gel 195P		3
2		2	BOA034	BOARD; marker; whiteboard; dry-wipe; with pen holder; wall mounted; 600H 900W.		1
1		1	CAN010	CANOPY : ultra clean ventilation (UCV) operating theatre, 2000mm clear from floor level to underside, 3200W x3200D, sliding screens.		1
1		1	CHA024	CHAIR, anaesthetist, height adjustable		3
1		1	CLO003	CLOCK synchronous with second sweep hand, wall mounted		1
2		2	COM033	COMPUTER KEYBOARD		3
2		2	COM1000	COMPUTER MONITOR; TFT; Sunray digital flat panel display; desk top		3
1		1	DIA004	DIATHERMY UNIT; surgical; monopolar; bipolar; argon compatible; 111H 356W 439D		3
1		1	DIA005	SMOKE EVACUATION SYSTEM; (diathermy) complete with trolley; 860H 487W 643D		3
4		4	DIS2503	DISPENSER; alcohol gel; disposable single cartridge; wall mounted.		2
2		2	HOL005	HOLDER; bin; medium; capacity 70 litres; freestanding.		3
1		1	IMG2509	IMAGING; Camera box.		1
2		2	INF001	INFUSION volumetric pump; 356H 178W 178D		3
3		3	LIG071	ILLUMINATED SIGN RADIATION ON, wall mounted		1
1		1	LIG2502	LUMINAIRE; double arm; operating theatre; table with satellite; shadowless; lux 140000 and lux 110000.		1
1		1	LIG2504	Head light source		3
3		3	LIG902	ILLUMINATED SIGN; LASER ON (entrance to theatre).		1
1		1	MON042	MONITOR sedation depth; 169H 175W 100D		3
1		1	MON2501	MONITOR; flat screen; recessed; wall mounted; double PACS theatre specific		5
1		1	MON2513	MONITOR; 42inch, wall mounted		5
1		1	MON2517	MONITOR; HD screen on arm		3
1		1	MON904	MONITOR; High end multi-functionality for ITU/Theatre/High Acuity		3
1		1	MST901	TROLLEY; lockable; closed; with worktop; approx 1200H 1300W 500D		3
2		2	OUT005	SOCKET outlet, switched, 13amp, single		1
20		20	OUT010	SOCKET outlet, switched, 13amp, twin		1
24		24	OUT012	SOCKET outlet switched 13amp twin; trunking/pendant mounted.		1
1		1	OUT052	CONNECTION UNIT, switched, 13 amp		1
8		8	OUT121	SOCKET outlet; computer data; double.		1
10		10	OUT131	SOCKET outlet double data/voice; wall/trunking mounted.		1
1		1	OUT2500	OUTLET; connection for IPOD.		1
1		1	OUT2503	SOCKET; outlet switched 13amp double; ceiling mounted.		1
4		4	OUT453	OUTLET, 4kPa compressed air, medical		1
4		4	OUT454	OUTLET, 7kPa compressed air, medical		1
4		4	OUT461	OUTLET, nitrous oxide, medical		1
8		8	OUT470	OUTLET, oxygen, medical		1
8		8	OUT475	OUTLET, vacuum, medical		1
8		8	OUT480	OUTLET, gas scavenging (AGS), medical		1

ADB	Schedule of Components by Room	N0106-01

Project: 11072 RHSC & DCN
Department: P1 Operating Theatres & RHSC Surgical Day Case Unit
Room: N0106-01 Operating Theatre 3 (RHSC)
Room Number: 1-P1-131 **Revision Date:** 09/09/2014

Quantity					Alt. Code	Grp
New	Trans	Total	Code	Description		
15		15	OUT904	OUTLET; socket, AV and control system, typt tbc		1
1		1	PAN053	PANEL operating theatre; to meet the theatre requirements.		1
1		1	PEG002	PEGS; equipment; medium; 2; wide spacing; wall mounted.		1
4		4	PEN002	PENDANT; Anaesthetic; medical & power supply unit; vertical movement; ceiling mounted; outlets comprising.		1
3		3	PLA002	PLATFORM; step-stand; stackable; portable; 130H 480W 330D		3
1		1	PRI015	PRINTER; label; portable		3
1		1	SCA012	SCALE; swab; includes Mains adaptor		3
2		2	STA101	STAND; lotion bowl; single; stainless steel; (Bowls not included)		3
2		2	STA142	STAND; infusion; twin hook; breaks; mobile		3
2		2	STA2509	STAND; sharps bin, mobile, 30 litre		3
3		3	STO006	STOOL, surgeon/anaesthetist, height adjustable, includes anti-static seat pads		3
2		2	SUC002	SUCTION UNIT; pipeline; high pressure; theatre		3
2		2	SUP2500	SUPPORT LEG; for 920 high worktop		1
1		1	SUR971	Swab bucket		3
2		2	SWC025	SWITCH, light		1
3		3	SYR004	SYRINGE pump; anaesthetic use; with diprifusor; 115H 400W 180D		3
1		1	TAB071	TABLE operating patient, powered with 250mm transverse top, complete with specialty accessories, 715H 600W 2102D		3
2		2	TEL2500	TELEPHONE; handset, wall mounted.		2
1		1	TRF002	AUTOTRANSFUSION cell separator; mobile; built in air and foam detector; 1620H 270W 585D		3
1		1	TRO021	TROLLEY; 4 sets of runners; 850H 600W 600D		3
2		2	TRO131	TROLLEY, dressing/instrument, stainless steel, buffered, 870H 450W 450D		3
1		1	TRO133	TROLLEY, dressing/instrument, stainless steel, buffered, 870H 750W 450D		3
1		1	TRO204	TROLLEY instrument tray MAYO, 650W 450D		3
2		2	TRO205	TROLLEY, stainless steel, 1 shelf, 900H 600W 600D		3
2		2	TRO921	TROLLEY, instrument, stainless steel, buffered, 870H 1200W 620D		3
1		1	TRU1000	TRUNKING; Power and Data trunking; length as drawn.		1
1		1	UPS003	Uninterrupted power supply (UPS).		1
1		1	WAR053	WARMER, blood/fluid, maintains temperature between 36 and 43 deg.C at flow rates up to 500 ml/min, 35H 235W 273D		3
1		1	WAR901	Blanket Warmer		3
1		1	WKT1006H	WORKTOP; 920 high 800 deep 40mm thick; with 50mm upstand; length as drawn.		1

ADB	Room Data Sheet	N0305

Project:	11072	RHSC & DCN		
Department:	01	Key Rooms (Financial Close)		
Room:	N0305	Anaesthetic room: RHSC		
Room Number:	1-P1-132		**Revision Date:**	18/09/2014

Activities:	1) Storage of anaesthetic accessories and equipment 2) Secure storage of controlled and scheduled drugs 3) Holding/storing sterile equipment 4) Holding / storing stock of infusion fluids 5) Storage of refrigerated drugs/medicines 6) Displaying operating lists 7) Recording of patient data/notes 8) Collection of used anaesthetic accessories for reprocessing 9) Collection of waste materials for disposal 10) Clinical handwashing 11) Administration of intravenous analgesia 12) Maintenance of general anaesthesia 13) Use of monitoring/diagnostic or therapeutic equipment			
Personnel:	1 x patient 4 x staff 2 x relatives			
Planning Relationships:	Direct access from corridor and into theatre.			
Space Data:	**Area (m²):**		**Height (mm):**	2,700
	Refer to HLM-SZ-SL-SH-200-001 for room areas.			

Notes:

Refer to ME 571 series of drawings for access control (PCP 4.17)

Refer to HLM-SZ-00-PL-331-001 Anti-ligature Strategy for anti-ligature provision

ADB	Room Environmental Data	N0305

Project:	11072	RHSC & DCN		
Department:	01	Key Rooms (Financial Close)		
Room:	N0305	Anaesthetic room: RHSC		
Room Number:	1-P1-132		**Revision Date:**	18/09/2014

AIR	Requirements	Notes
Winter Temperature (DegC):		Permissible space temperature range (dry bulb) (degC) : 18 - 25
Summer Temperature (DegC):		
Mechanical Ventilation (Supply ac/hr):		Ventilation Type: Central Supply and Extract
Mechanical Ventilation (Extract ac/hr):		In line with SHTM 03-01
Pressure Relative to Adjoining Space:		
Filtration (%DSE and % Arrestance):	/	F7 - minimum
Humidity (%RH):		

General Notes: Heating Type: Warm Air via AHU Battery with Local / BMS Adjustable Sensor. Cooling: Comfort Cooled Fresh Air

LIGHTING		
Service Illumination (Lux):	500	
Service Illumination Night (Lux):		Not Applicable
Local Illumination (Lux):		10,000-100,000 @ Bed / Trolley 1450 AFFL
Colour Rendering Required:	Y	Colour rendering characteristics (Ra):80
Standby Lighting Grade:	A	Lighting of the level and quality equal or nearly equal to that provided by normal lighting

General Notes: Control: Switch

NOISE		
Privacy Factor Required (dB):		
Mechanical Services (NR):	40	Intrusive Noise:
Intrusive Noise (NR Leq):		SHTM 08-01 noise intrusion from external noise sources is not given in NR values but instead in LAeq,1hr and LAmax,f.
		40:daytime (LAeq,1hr)
***Acceptable Sound Level [L10dB(A)]:**		
***Speech Privacy Required:**	Y	
***Quality Which Cannot Be Tolerated:**		
(* alternative format)		

General Notes: Refer to HLM 252 series of drawings for partition types and Acoustic Report (PCP 4.13)

SAFETY		
Hot Surface Max. Temp (DegC):	43	
Hot Water Max. Temp (DegC):	41	

General Notes: Maximum cold water discharge temperature (degC): 20

FIRE

Enclosure:

Automatic Detection:

Refer to HLM 572 series of drawings and Fire Strategy Report (PCP 4.12)

ADB	Room Design Character	N0305

Project:	11072	RHSC & DCN
Department:	01	Key Rooms (Financial Close)
Room:	N0305	Anaesthetic room: RHSC
Room Number:	1-P1-132	**Revision Date:** 18/09/2014

Walls:	Refer to HLM 330 series of drawings
Floor:	Refer to HLM 330 series of drawings
Ceiling:	Refer to HLM 332 series of drawings
Doorsets:	Refer to HLM 322 series of drawings for location / type.
Windows:	N/A
Internal Glazing:	Refer to HLM 322 series for door and screen types.
Hatch:	N/A

Notes:

ADB	Schedule of Components by Room	N0305

Project: 11072 RHSC & DCN
Department: P1 Operating Theatres & RHSC Surgical Day Case Unit
Room: N0305 Anaesthetic Room 3 (RHSC)
Room Number: 1-P1-132 **Revision Date:** 09/09/2014

Quantity					Alt. Code	Grp
New	Trans	Total	Code	Description		
1		1	ANA001	ANAESTHETIC MACHINE/WORKSTATION electrically powered piston ventilator, mobile, 1350H 750W 650D		3
1		1	BOA034	BOARD; marker; whiteboard; dry-wipe; with pen holder; wall mounted; 600H 900W.		1
1		1	CHA024	CHAIR, anaesthetist, height adjustable		3
1		1	CLO003	CLOCK synchronous with second sweep hand, wall mounted		1
1		1	COM033	COMPUTER KEYBOARD		3
1		1	COM1000	COMPUTER MONITOR; TFT; Sunray digital flat panel display; desk top		3
2		2	CUP2510	CUPBOARD; base unit; LH door; ; 600mm.		1
1		1	CUP2519	CUPBOARD; wall unit; LH door; 600h; lockable; 500mm.		1
1		1	CUP2551	CUPBOARD; wall unit; 2 glass door; 600h; lockable; 1000mm.		1
2		2	CUP2566	CUPBOARD; base unit; RH door; 500mm.		1
2		2	CUP2572	CUPBOARD; base unit; 4 drawer; 500mm.		1
1		1	DIS013	DISPENSER, paper towel, wall mounted		2
1		1	DIS030	DISPENSER, soap, disposable single cartridge, lever action, wall mounted		2
1		1	DIS2500	DISPENSER; danicentre; combined glove/apron.		2
1		1	DIS2503	DISPENSER; alcohol gel; disposable single cartridge; wall mounted.		2
2		2	HOL005	HOLDER; bin; medium; capacity 70 litres; freestanding.		3
1		1	LIG081	LUMINAIRE fitted with single fluorescent lamp with switch; below drug cupboard; 8watt; 400mm.		1
1		1	LIG963	LUMINAIRE; examination; ceiling; adjustable.		1
1		1	MON904	MONITOR; High end multi-functionality for ITU/Theatre/High Acuity		3
1		1	OUT005	SOCKET outlet, switched, 13amp, single		1
19		19	OUT012	SOCKET outlet switched 13amp twin; trunking/pendant mounted.		1
1		1	OUT049	CONNECTION UNIT, switched, 13amp, flex outlet		1
1		1	OUT050	OUTLET, controlled drugs cupboard		1
1		1	OUT054	CONNECTION UNIT, unswitched, 13 amp, neon indicator		1
4		4	OUT121	SOCKET outlet; computer data; double.		1
1		1	OUT215	SOCKET outlet, telephone		1
1		1	OUT453	OUTLET, 4kPa compressed air, medical		1
1		1	OUT461	OUTLET, nitrous oxide, medical		1
2		2	OUT470	OUTLET, oxygen, medical		1
2		2	OUT475	OUTLET, vacuum, medical		1
1		1	OUT480	OUTLET, gas scavenging (AGS), medical		1
1		1	REF091	REFRIGERATOR; drug; capacity 35 litres; external temperature gauge; lockable; wall mounted; 510H 380W 445D		2
1		1	STA142	STAND; infusion; twin hook; breaks; mobile		3
2		2	STA2509	STAND; sharps bin, mobile, 30 litre		3
2		2	STF290	STORAGE UNIT; upper; cupboard; controlled drugs; 1 door; lockable; with inner lockable cupboard and warning light; 550H 600W 300D		1
1		1	SUP2500	SUPPORT LEG; for 920 high worktop		1
1		1	SWC025	SWITCH, light		1

ADB	Schedule of Components by Room	N0305

Project: 11072 RHSC & DCN
Department: P1 Operating Theatres & RHSC Surgical Day Case Unit
Room: N0305 Anaesthetic Room 3 (RHSC)
Room Number: 1-P1-132 **Revision Date:** 09/09/2014

Quantity					Alt. Code	Grp
New	Trans	Total	Code	Description		
2		2	SYR004	SYRINGE pump; anaesthetic use; with diprifusor; 115H 400W 180D		3
1		1	TAP892	TAP, bib, 2x8 mm thermostatic mixer, automatic action, sensor operated, non-touch		1
1		1	TEL2500	TELEPHONE; handset, wall mounted.		2
2		2	TRO021	TROLLEY; 4 sets of runners; 850H 600W 600D		3
1		1	TRO131	TROLLEY, dressing/instrument, stainless steel, buffered, 870H 450W 450D		3
1		1	TRO204	TROLLEY instrument tray MAYO, 650W 450D		3
1		1	TRO282	TROLLEY PATIENT; accident; image top; with tilt and brakes; 540-1000H 740W 2110D		3
1		1	TRO601	TROUGH scrub-up; hospital pattern; stainless steel; single; 75mm upstand; 800W 450D. HTM64SUH1.		1
2		2	TRU1000	TRUNKING; Power and Data trunking; length as drawn.		1
1		1	TRU1001	MEDICAL SERVICE TRUNKING; horizontal; length as drawn.		1
1		1	UPS003	Uninterrupted power supply (UPS).		1
1		1	WAS102	WASTE, unslotted flush-grated, metal, 1.1/2 in		1
1		1	WAS108	TRAP, bottle, 1.1/2 in, plastic resealing		1
1		1	WKT1006H	WORKTOP; 920 high 800 deep 40mm thick; with 50mm upstand; length as drawn.		1

ADB	Room Data Sheet	T0526

Project:	11072	RHSC & DCN		
Department:	01	Key Rooms (Financial Close)		
Room:	T0526	Preparation room		
Room Number:	1-P1-134		**Revision Date:**	18/09/2014

Activities:	1) Preparation of trays and trolleys laid up for surgical/clinical procedures 2) Holding sterile pre-set trays 3) Storage of sterile equipment, consumable supplies and packs 4) Storage of non-sterile medical items, equipment and supplies 5) Storage of sterile fluids 6) Holding instrument trolleys 7) Storage of sundries and small items			
Personnel:	2 x staff			
Planning Relationships:	Direct access to operating theatre. Access from corridor for delivery of supplies.			
Space Data:	**Area (m²):**		**Height (mm):**	2,700
	Refer to HLM-SZ-SL-SH-200-001 for room areas.			

Notes:

Refer to ME 571 series of drawings for access control (PCP 4.17)

Refer to HLM-SZ-00-PL-331-001 Anti-ligature Strategy for anti-ligature provision

ADB	Room Environmental Data	T0526

Project:	11072	RHSC & DCN		
Department:	01	Key Rooms (Financial Close)		
Room:	T0526	Preparation room		
Room Number:	1-P1-134		**Revision Date:**	18/09/2014

AIR	Requirements	Notes
Winter Temperature (DegC):		Permissible space temperature range (dry bulb) (degC) : 18 - 25
Summer Temperature (DegC):		
Mechanical Ventilation (Supply ac/hr):		Ventilation Type: Central Supply and Extract
Mechanical Ventilation (Extract ac/hr):		In line with SHTM 03-01
Pressure Relative to Adjoining Space:	0	
Filtration (%DSE and % Arrestance):	/	F7 - minimum
Humidity (%RH):		
General Notes:	Heating Type: Warm Air via AHU Battery with Local / BMS Adjustable Sensor. Cooling: Comfort Cooled Fresh Air	

LIGHTING		
Service Illumination (Lux):	300	
Service Illumination Night (Lux):		Not Applicable
Local Illumination (Lux):		10,000 - 100,000 @ bed trolley 1450 AFFL
Colour Rendering Required:	Y	Colour rendering characteristics (Ra):80
Standby Lighting Grade:	A	Lighting of the level and quality equal or nearly equal to that provided by normal lighting
General Notes:	Control: Switch	

NOISE		
Privacy Factor Required (dB):		
Mechanical Services (NR):	40	Intrusive Noise:
Intrusive Noise (NR Leq):		SHTM 08-01 noise intrusion from external noise sources is not given in NR values but instead in LAeq,1hr and LAmax,f.
		40:daytime (LAeq,1hr)
***Acceptable Sound Level [L10dB(A)]:**		
***Speech Privacy Required:**	Y	
***Quality Which Cannot Be Tolerated:**		
(* alternative format)		
General Notes:	Refer to HLM 252 series of drawings for partition types and Acoustic Report (PCP 4.13)	

SAFETY		
Hot Surface Max. Temp (DegC):	43	
Hot Water Max. Temp (DegC):	41	
General Notes:	Maximum cold water discharge temperature (degC): 20	

FIRE

Enclosure:

Automatic Detection:

Refer to HLM 572 series of drawings and Fire Strategy Report (PCP 4.12)

ADB	Room Design Character	T0526

Project:	11072	RHSC & DCN
Department:	01	Key Rooms (Financial Close)
Room:	T0526	Preparation room
Room Number:	1-P1-134	**Revision Date:** 18/09/2014

Walls:	Refer to HLM 330 series of drawings
Floor:	Refer to HLM 330 series of drawings
Ceiling:	Refer to HLM 332 series of drawings
Doorsets:	Refer to HLM 322 series of drawings for location / type.
Windows:	N/A
Internal Glazing:	Refer to HLM 322 series for door and screen types.
Hatch:	N/A

Notes:

ADB	Schedule of Components by Room	T0526

Project: 11072 RHSC & DCN
Department: P1 Operating Theatres & RHSC Surgical Day Case Unit
Room: T0526 Preparation Room 3 (RHSC)
Room Number: 1-P1-134 **Revision Date:** 09/09/2014

Quantity					Alt. Code	Grp
New	Trans	Total	Code	Description		
1		1	BAS101	BASIN, medium, hospital pattern, vitreous china, no tap holes, no overflow, intefral back outlet, 500W 400D		1
1		1	CAB2565	CABINET; warming lothian; 12 x 1 litre; wall mounted lockable.		1
1		1	CUP2526	CUPBOARD; wall unit; RH door; 600h; lockable; 600mm.		1
1		1	DIS013	DISPENSER, paper towel, wall mounted		2
1		1	DIS030	DISPENSER, soap, disposable single cartridge, lever action, wall mounted		2
1		1	DIS2503	DISPENSER; alcohol gel; disposable single cartridge; wall mounted.		2
1		1	HOL005	HOLDER; bin; medium; capacity 70 litres; freestanding.		3
3		3	MST011	TROLLEY; large, single with handles, 12 sets of runners, 400 facing, buffered, braked, 1800H 600W 650D nominal		3
1		1	OUT005	SOCKET outlet, switched, 13amp, single		1
5		5	OUT010	SOCKET outlet, switched, 13amp, twin		1
1		1	OUT052	CONNECTION UNIT, switched, 13 amp		1
2		2	OUT131	SOCKET outlet double data/voice; wall/trunking mounted.		1
1		1	RAC979	RACK; chrome / stainless steel, 5 wire shelves, mobile, 1739H 1524W, 610D		3
2		2	SWC025	SWITCH, light		1
1		1	TAP894	TAP bib; hospital pattern; integral thermostatic mixer; HTM64		1
1		1	TEL2500	TELEPHONE; handset, wall mounted.		2
2		2	TRO021	TROLLEY; 4 sets of runners; 850H 600W 600D		3
1		1	TRO923	TROLLEY, medium, stainless steel, buffered, 3 shelves, 870H 920W 620D		3
1		1	TRU1000	TRUNKING; Power and Data trunking; length as drawn.		1
1		1	WAS100	WASTE, unslotted flush-grated, metal, 1.1/4 in		1
1		1	WAS1000	TRAP; concealed waste; for back outlet basins.		1
1		1	WKT1006H	WORKTOP; 920 high 800 deep 40mm thick; with 50mm upstand; length as drawn.		1

ADB	Room Data Sheet	N0106-02

Project:	11072	RHSC & DCN		
Department:	01	Key Rooms (Financial Close)		
Room:	N0106-02	Operating theatre: Intraoperative		
Room Number:	1-P1-155		**Revision Date:**	18/09/2014

Activities:	1) Connection of patient to anaesthetic machine 2) Assembly and connecting of mobile equipment 3) Use of surgical instruments on instrument trolley 4) Surgical procedures performed under local or general anaesthetic 5) Viewing film and/or computer generated images 6) Checking, weighing and recording used swab 7) Displaying operating lists 8) Recording of patient data/notes 9) Transfer of patient from operating table to bed/trolley 10) Computer information accessed 11) Assessment / updating of electronic patient records (EPRs) 12) Maintenance of general anaesthesia 13) Use of mobile image intensifier 14) Use of monitoring/diagnostic or therapeutic equipment
Personnel:	1 x patient 7 x staff
Planning Relationships:	Direct access to preparation room. Direct access to anaesthesia room (when provided). Direct access or adjacent to scrub-up room. Direct access to utility room. Direct access to corridor/exit bay.

Space Data:	**Area (m²):**		**Height (mm):**	3,000
	Refer to HLM-SZ-SL-SH-200-001 for room areas.			

Notes:

Refer to ME 571 series of drawings for access control (PCP 4.17)

Refer to HLM-SZ-00-PL-331-001 Anti-ligature Strategy for anti-ligature provision

ADB	Room Environmental Data	N0106-02

Project:	11072	RHSC & DCN		
Department:	01	Key Rooms (Financial Close)		
Room:	N0106-02	Operating theatre: Intraoperative		
Room Number:	1-P1-155		**Revision Date:**	18/09/2014

AIR	Requirements	Notes
Winter Temperature (DegC):		Permissible space temperature range (dry bulb) (degC) : 18 - 25
Summer Temperature (DegC):		
Mechanical Ventilation (Supply ac/hr):		Ventilation Type: Central Suppy and Extract
Mechanical Ventilation (Extract ac/hr):		In line with SHTM 03-01
Pressure Relative to Adjoining Space:	0	
Filtration (%DSE and % Arrestance):	/	F7 - minimum
Humidity (%RH):		

General Notes: Heating Type: Warm Airvia AHU Battery with Local / BMS Adjustable Sensor. Cooling: Comfort Cooled Fresh Air

LIGHTING		
Service Illumination (Lux):	500	
Service Illumination Night (Lux):		Not Applicable
Local Illumination (Lux):		10,000 - 100,000 @ Bed / Trolley 1450 AFFL
Colour Rendering Required:	Y	Colour rendering characteristics (Ra):80
Standby Lighting Grade:	A	Lighting of the level and quality equal or nearly equal to that provided by normal lighting

General Notes: Control: Switch

NOISE		
Privacy Factor Required (dB):		
Mechanical Services (NR):	50	Intrusive Noise:
Intrusive Noise (NR Leq):		SHTM 08-01 noise intrusion from external noise sources is not given in NR values but instead in LAeq,1hr and LAmax,f.
		50:daytime (LAeq,1hr)
***Acceptable Sound Level [L10dB(A)]:**		
***Speech Privacy Required:**	Y	
***Quality Which Cannot Be Tolerated:**		
(* alternative format)		

General Notes: Refer to HLM 252 series of drawings for partition types and Acoustic Report (PCP 4.13)

SAFETY		
Hot Surface Max. Temp (DegC):	43	
Hot Water Max. Temp (DegC):	41	

General Notes: Maximum cold water discharge temperature (degC): 20

FIRE

Enclosure:

Automatic Detection:

Refer to HLM 572 series of drawings and Fire Strategy Report (PCP 4.12)

ADB	Room Design Character	N0106-02

Project:	11072	RHSC & DCN		
Department:	01	Key Rooms (Financial Close)		
Room:	N0106-02	Operating theatre: Intraoperative		
Room Number:	1-P1-155		**Revision Date:**	18/09/2014

Walls:	Refer to HLM 330 series of drawings Radiation protection to be agreed with NHSL RPO
Floor:	Refer to HLM 330 series of drawings
Ceiling:	Refer to HLM 332 series of drawings
Doorsets:	Refer to HLM 322 series of drawings for location / type.
Windows:	N/A
Internal Glazing:	Refer to HLM 322 series for door and screen types.
Hatch:	N/A
Notes:	

ADB	Schedule of Components by Room	N0106-02

Project: 11072 RHSC & DCN
Department: P1 Operating Theatres & RHSC Surgical Day Case Unit
Room: N0106-02 Operating Theatre 4 (interoprative)
Room Number: 1-P1-155 **Revision Date:** 09/09/2014

Quantity					Alt. Code	Grp
New	Trans	Total	Code	Description		
1		1	ANA004	ANAESTHETIC MACHINE/WORKSTATION with ventilator, with accessories, mobile, 1580H 565W 695D		3
1		1	BLA902	UNDERBLANKET; Gel 195P		3
2		2	BOA034	BOARD; marker; whiteboard; dry-wipe; with pen holder; wall mounted; 600H 900W.		1
1		1	CAN010	CANOPY : ultra clean ventilation (UCV) operating theatre, 2000mm clear from floor level to underside, 3200W x3200D, sliding screens.		1
1		1	CHA024	CHAIR, anaesthetist, height adjustable		3
1		1	CLO003	CLOCK synchronous with second sweep hand, wall mounted		1
2		2	COM033	COMPUTER KEYBOARD		3
2		2	COM1000	COMPUTER MONITOR; TFT; Sunray digital flat panel display; desk top		3
1		1	DIA004	DIATHERMY UNIT; surgical; monopolar; bipolar; argon compatible; 111H 356W 439D		3
1		1	DIA005	SMOKE EVACUATION SYSTEM; (diathermy) complete with trolley; 860H 487W 643D		3
5		5	DIS2503	DISPENSER; alcohol gel; disposable single cartridge; wall mounted.		2
1		1	DRI2500	DRILL; 7 bar power drill		3
2		2	HOL005	HOLDER; bin; medium; capacity 70 litres; freestanding.		3
1		1	IMG2509	IMAGING; Camera box.		1
2		2	INF001	INFUSION volumetric pump; 356H 178W 178D		3
4		4	LIG071	ILLUMINATED SIGN RADIATION ON, wall mounted		1
1		1	LIG2502	LUMINAIRE; double arm; operating theatre; table with satellite; shadowless; lux 140000 and lux 110000.		1
1		1	LIG2504	Head light source		3
4		4	LIG902	ILLUMINATED SIGN; LASER ON (entrance to theatre).		1
1		1	MON042	MONITOR sedation depth; 169H 175W 100D		3
1		1	MON2501	MONITOR; flat screen; recessed; wall mounted; double PACS theatre specific		5
1		1	MON2513	MONITOR; 42inch, wall mounted		5
1		1	MON904	MONITOR; High end multi-functionality for ITU/Theatre/High Acuity		3
2		2	OUT005	SOCKET outlet, switched, 13amp, single		1
20		20	OUT010	SOCKET outlet, switched, 13amp, twin		1
24		24	OUT012	SOCKET outlet switched 13amp twin; trunking/pendant mounted.		1
1		1	OUT052	CONNECTION UNIT, switched, 13 amp		1
8		8	OUT121	SOCKET outlet; computer data; double.		1
8		8	OUT131	SOCKET outlet double data/voice; wall/trunking mounted.		1
1		1	OUT2503	SOCKET; outlet switched 13amp double; ceiling mounted.		1
4		4	OUT453	OUTLET, 4kPa compressed air, medical		1
4		4	OUT454	OUTLET, 7kPa compressed air, medical		1
4		4	OUT461	OUTLET, nitrous oxide, medical		1
8		8	OUT470	OUTLET, oxygen, medical		1
8		8	OUT475	OUTLET, vacuum, medical		1
7		7	OUT480	OUTLET, gas scavenging (AGS), medical		1
15		15	OUT904	OUTLET; socket, AV and control system, typt tbc		1
1		1	PAN053	PANEL operating theatre; to meet the theatre requirements.		1

ADB	Schedule of Components by Room	N0106-02

Project: 11072 RHSC & DCN
Department: P1 Operating Theatres & RHSC Surgical Day Case Unit
Room: N0106-02 Operating Theatre 4 (interoprative)
Room Number: 1-P1-155 **Revision Date:** 09/09/2014

Quantity			Code	Description	Alt. Code	Grp
New	Trans	Total				
1		1	PEG002	PEGS; equipment; medium; 2; wide spacing; wall mounted.		1
3		3	PEN002	PENDANT; Anaesthetic; medical & power supply unit; vertical movement; ceiling mounted; outlets comprising.		1
1		1	PEN006A	PENDANT SURGICAL; touch screen monitor; medical and power supply unit; tandem; lateral and vertical movement; ceiling mounted; outlets comprising.		1
3		3	PLA002	PLATFORM; step-stand; stackable; portable; 130H 480W 330D		3
1		1	PRI015	PRINTER; label; portable		3
1		1	SCA012	SCALE; swab; includes Mains adaptor		3
2		2	STA101	STAND; lotion bowl; single; stainless steel; (Bowls not included)		3
2		2	STA142	STAND; infusion; twin hook; breaks; mobile		3
2		2	STA2509	STAND; sharps bin, mobile, 30 litre		3
3		3	STO006	STOOL, surgeon/anaesthetist, height adjustable, includes anti-static seat pads		3
2		2	SUC002	SUCTION UNIT; pipeline; high pressure; theatre		3
2		2	SUP2500	SUPPORT LEG; for 920 high worktop		1
1		1	SUR971	Swab bucket		3
2		2	SWC025	SWITCH, light		1
3		3	SYR004	SYRINGE pump; anaesthetic use; with diprifusor; 115H 400W 180D		3
1		1	TAB071	TABLE operating patient, powered with 250mm transverse top, complete with specialty accessories, 715H 600W 2102D		3
2		2	TEL2500	TELEPHONE; handset, wall mounted.		2
1		1	TRF002	AUTOTRANSFUSION cell separator; mobile; built in air and foam detector; 1620H 270W 585D		3
2		2	TRO021	TROLLEY; 4 sets of runners; 850H 600W 600D		3
4		4	TRO131	TROLLEY, dressing/instrument, stainless steel, buffered, 870H 450W 450D		3
2		2	TRO133	TROLLEY, dressing/instrument, stainless steel, buffered, 870H 750W 450D		3
2		2	TRO201	TROLLEY, instruments, stainless steel, buffered, 870H 920W 620D		3
1		1	TRO204	TROLLEY instrument tray MAYO, 650W 450D		3
1		1	TRU1000	TRUNKING; Power and Data trunking; length as drawn.		1
1		1	UPS003	Uninterrupted power supply (UPS).		1
1		1	WAR053	WARMER, blood/fluid, maintains temperature between 36 and 43 deg.C at flow rates up to 500 ml/min, 35H 235W 273D		3
1		1	WAR901	Blanket Warmer		3
1		1	WKT1006H	WORKTOP; 920 high 800 deep 40mm thick; with 50mm upstand; length as drawn.		1

ADB	Room Data Sheet	G0510-02

Project:	11072	RHSC & DCN		
Department:	01	Key Rooms (Financial Close)		
Room:	G0510-02	Lobby: Isolation Room DCN		
Room Number:	2-L2-134		**Revision Date:**	18/09/2014

Activities:	1) Clinical handwashing 2) Dispensing disposable aprons. 3) Dispensing disposable gloves. 4) Disposal of non-clinical waste 5) Donning gown and gloves. 6) Removal and disposal of gown and gloves			
Personnel:	1 x persons			
Planning Relationships:	Direct access to single-bed room.			
Space Data:	**Area (m²):**		**Height (mm):**	2,700
	Refer to HLM-SZ-SL-SH-200-001 for room areas.			

Notes:

Refer to ME 571 series of drawings for access control (PCP 4.17)

Refer to HLM-SZ-00-PL-331-001 Anti-ligature Strategy for anti-ligature provision

ADB	Room Environmental Data	G0510-02

Project:	11072	RHSC & DCN		
Department:	01	Key Rooms (Financial Close)		
Room:	G0510-02	Lobby: Isolation Room DCN		
Room Number:	2-L2-134		**Revision Date:**	18/09/2014

AIR	Requirements	Notes
Winter Temperature (DegC):		Permissible space temperature range (dry bulb) (degC) : 18 - 25
Summer Temperature (DegC):		
Mechanical Ventilation (Supply ac/hr):	69.0	Ventilation Type: Central Supply
Mechanical Ventilation (Extract ac/hr):		
Pressure Relative to Adjoining Space:	Positive	
Filtration (%DSE and % Arrestance):	/	F7 - minimum
Humidity (%RH):		

General Notes: Heating type: Warm Air - reheat Battery with Local BMS Adjustable Sensor. Cooling: Comfort Cooled Fresh Air

LIGHTING		
Service Illumination (Lux):	200	@ Floor
Service Illumination Night (Lux):		Not Applicable
Local Illumination (Lux):		None
Colour Rendering Required:	Y	Colour rendering characteristics (Ra):80
Standby Lighting Grade:	A	Lighting of the level and quality equal or nearly equal to that provided by normal lighting

General Notes: Control: Presence Detection

NOISE		
Privacy Factor Required (dB):		
Mechanical Services (NR):	30	Intrusive Noise: SHTM 08-01 noise intrusion from external noise sources is not given in NR values but instead in LAeq,1hr and LAmax,f.
Intrusive Noise (NR Leq):		40:daytime / 35:nightime (LAeq,1hr) and 45:nightime (LAmax,f).
***Acceptable Sound Level [L10dB(A)]:**		
***Speech Privacy Required:**	Y	
***Quality Which Cannot Be Tolerated:**		
(* alternative format)		

General Notes: Refer to HLM 252 series of drawings for partition types and Acoustic Report (PCP 4.13)

SAFETY		
Hot Surface Max. Temp (DegC):	43	
Hot Water Max. Temp (DegC):	41	

General Notes: Maximum cold water discharge temperature (degC): 20

FIRE

Enclosure:

Automatic Detection:

Refer to HLM 572 series of drawings and Fire Strategy Report (PCP 4.12)

ADB	Room Design Character	G0510-02

Project:	11072	RHSC & DCN		
Department:	01	Key Rooms (Financial Close)		
Room:	G0510-02	Lobby: Isolation Room DCN		
Room Number:	2-L2-134		**Revision Date:**	18/09/2014

Walls:	Refer to HLM 330 series of drawings
Floor:	Refer to HLM 330 series of drawings
Ceiling:	Refer to HLM 332 series of drawings
Doorsets:	Refer to HLM 322 series of drawings for location / type.
Windows:	N/A
Internal Glazing:	Refer to HLM 322 series for door and screen types.
Hatch:	N/A

Notes:

ADB	Schedule of Components by Room	G0510-02

Project: 11072 RHSC & DCN
Department: L2 DCN Inpatients - 43 Beds
Room: G0510-02 Isolation Bedroom 17 Entrance Lobby
Room Number: 2-L2-134
Revision Date: 09/09/2014

Quantity					Alt. Code	Grp
New	Trans	Total	Code	Description		
1		1	BAS101	BASIN, medium, hospital pattern, vitreous china, no tap holes, no overflow, intefral back outlet, 500W 400D		1
1		1	DIS010	DISPENSER; pack; wall mounted; 600H 600W 300D		2
1		1	DIS013	DISPENSER, paper towel, wall mounted		2
1		1	DIS030	DISPENSER, soap, disposable single cartridge, lever action, wall mounted		2
1		1	DIS2500	DISPENSER; danicentre; combined glove/apron.		2
1		1	DIS2503	DISPENSER; alcohol gel; disposable single cartridge; wall mounted.		2
2		2	HOL005	HOLDER; bin; medium; capacity 70 litres; freestanding.		3
4		4	HOO018	HOOK; coat; single.		1
1		1	OUT005	SOCKET outlet, switched, 13amp, single		1
1		1	TAP894	TAP bib; hospital pattern; integral thermostatic mixer; HTM64		1
1		1	WAS100	WASTE, unslotted flush-grated, metal, 1.1/4 in		1
1		1	WAS1000	TRAP; concealed waste; for back outlet basins.		1

ADB	Room Data Sheet	B0308-01

Project:	11072	RHSC & DCN		
Department:	01	Key Rooms (Financial Close)		
Room:	B0308-01	Single-bed room: Isolation DCN		
Room Number:	2-L2-135		**Revision Date:**	18/09/2014

Activities:	1) Dressing / undressing in privacy 2) Rest and relaxation 3) Patient may take meals or refreshments in bed, by the bed or in the sitting space 4) Clinical handwashing 5) Patient records reviewed and recorded 6) Storage of clothing and personal belongings 7) Use of mobile hoist (if required) 8) Therapeutic and clinical attention from healthcare staff 9) Patient examinations and assessment 10) Use of piped medical gases, vacuum and associated equipment			
Personnel:	1 x patient 2 x staff 2 x visitors			
Planning Relationships:	En-suite sanitary facilities.			
Space Data:	**Area (m²):**		**Height (mm):**	2,700
	Refer to HLM-SZ-SL-SH-200-001 for room areas.			

Notes:

Refer to ME 571 series of drawings for access control (PCP 4.17)

Refer to HLM-SZ-00-PL-331-001 Anti-ligature Strategy for anti-ligature provision

ADB	Room Environmental Data	B0308-01

Project:	11072	RHSC & DCN		
Department:	01	Key Rooms (Financial Close)		
Room:	B0308-01	Single-bed room: Isolation DCN		
Room Number:	2-L2-135		**Revision Date:**	18/09/2014

AIR	Requirements	Notes
Winter Temperature (DegC):		Permissible space temperature range (dry bulb) (degC) : 21 - 25
Summer Temperature (DegC):		
Mechanical Ventilation (Supply ac/hr):	10.0	Ventilation Type: Supply via lobby
Mechanical Ventilation (Extract ac/hr):		
Pressure Relative to Adjoining Space:	Balanced	
Filtration (%DSE and % Arrestance):	/	F7 - minimum
Humidity (%RH):		

General Notes: Heating type: Adjacent space transfer air with BMS Adjustable Sensor Cooling : Comfort Cooled Fresh Air

LIGHTING		
Service Illumination (Lux):	100	
Service Illumination Night (Lux):	5.0	
Local Illumination (Lux):	300.0	@ Bed/trolley 1450 AFFL
Colour Rendering Required:	Y	Colour rendering characteristics (Ra):80
Standby Lighting Grade:	A	Lighting of the level and quality equal or nearly equal to that provided by normal lighting

General Notes: Control: Switch/ Dimmer

NOISE		
Privacy Factor Required (dB):		
Mechanical Services (NR):	30	Intrusive Noise: SHTM 08-01 noise intrusion from external noise sources is not given in NR values but instead in LAeq,1hr and LAmax,f.
Intrusive Noise (NR Leq):		40:daytime / 35:nightime (LAeq,1hr) and 45:nightime (LAmax,f).
***Acceptable Sound Level [L10dB(A)]:**		
***Speech Privacy Required:**	Y	
***Quality Which Cannot Be Tolerated:**		
(* alternative format)		

General Notes: Refer to HLM 252 series of drawings for partition types and Acoustic Report (PCP 4.13)

SAFETY		
Hot Surface Max. Temp (DegC):	43	
Hot Water Max. Temp (DegC):	41	

General Notes: Maximum cold water discharge temperature (degC): 20

FIRE

Enclosure:

Automatic Detection:

Refer to HLM 572 series of drawings and Fire Strategy Report (PCP 4.12)

ADB	Room Design Character	B0308-01

Project:	11072	RHSC & DCN		
Department:	01	Key Rooms (Financial Close)		
Room:	B0308-01	Single-bed room: Isolation DCN		
Room Number:	2-L2-135		**Revision Date:**	18/09/2014

Walls:	Refer to HLM 330 series of drawings
Floor:	Refer to HLM 330 series of drawings
Ceiling:	Refer to HLM 332 series of drawings
Doorsets:	Refer to HLM 322 series of drawings for location / type.
Windows:	Clear, solar control (East, South, West facing), privacy control
Internal Glazing:	Refer to HLM 322 series for door and screen types.
Hatch:	N/A

Notes:

ADB	Schedule of Components by Room	B0308-01

Project: 11072 RHSC & DCN
Department: L2 DCN Inpatients - 43 Beds
Room: B0308-01 Single Isolation Bedroom 1 (Adult)
Room Number: 2-L2-135
Revision Date: 09/09/2014

Quantity					Alt. Code	Grp
New	Trans	Total	Code	Description		
1		1	BAS101	BASIN, medium, hospital pattern, vitreous china, no tap holes, no overflow, intefral back outlet, 500W 400D		1
1		1	BED013	BED Kings Fund; variable height; two-way tilt; adjustable backrest; bedstripper; on castors		3
1		1	BED2502	BED HEAD BUFFER; bed and wall protection; vertical; wall mounted.		1
1		1	BOA022	BOARD; display/notice; magnetic; wall mounted; 900H 600W.		1
1		1	BRA004	BRACKET; holder; suction unit; trunking/rail mounted		2
1		1	BRA013	BRACKET; TV; height adjustable; wall mounted.		1
1		1	CAL043	PUSH BUTTON patient/staff call with socket for extension pear push; trunking mounted.		1
1		1	CAL047	PUSH BUTTON staff emergency call; reset and integral/adjacent indicator lamp; trunking mounted.		1
1		1	CHA007	CHAIR; easy; with open arms; high back; upholstered, wipeable		3
2		2	CHA017	CHAIR; upright; upholstered; stacking		3
1		1	CLO003	CLOCK synchronous with second sweep hand, wall mounted		1
1		1	COM905	IT Tablet		3
1		1	DIS013	DISPENSER, paper towel, wall mounted		2
1		1	DIS024	DISPENSER, soap, wall mounted		2
1		1	DIS2500	DISPENSER; danicentre; combined glove/apron.		2
1		1	DIS2503	DISPENSER; alcohol gel; disposable single cartridge; wall mounted.		2
2		2	HOL005	HOLDER; bin; medium; capacity 70 litres; freestanding.		3
1		1	HOO019	HOOK, single, small, wall mounted		1
1		1	LIG005	LUMINAIRE, bedhead, dimmable, patient reading and general nursing care/examination		1
1		1	LOC002	LOCKER, bedside, 3 compartment, towel rail at rear, on castors, 902H 485W 485D		3
1		1	MAT004	MATTRESS; Kings Fund bed; standard backrest; 1955L 865W 125D		3
1		1	MIR2500	MIRROR; wall mounted; 1600H 400W unbreakable.		1
1		1	MON900	MONITOR; Low end monitor, general Ward /OPD use		3
1		1	MST007	TROLLEY; lockable; closed; with worktop; approx 900H 660W 500D; 600mm facing		3
1		1	OUT005	SOCKET outlet, switched, 13amp, single		1
2		2	OUT010	SOCKET outlet, switched, 13amp, twin		1
4		4	OUT012	SOCKET outlet switched 13amp twin; trunking/pendant mounted.		1
2		2	OUT121	SOCKET outlet; computer data; double.		1
2		2	OUT131	SOCKET outlet double data/voice; wall/trunking mounted.		1
1		1	OUT206	SOCKET outlet television aerial; single; wall mounted.		1
1		1	OUT452	OUTLET; 4 kPa compressed air medical; trunking mounted.		1
2		2	OUT471	OUTLET; oxygen medical; trunking mounted.		1
1		1	OUT476	OUTLET; vacuum medical; trunking mounted.		1
1		1	RAC362	RACK; catheter; vertical; 2 compartments; 420H 160W 65D		2
1		1	RAI130	RAIL, clinical equipment, wall mounted, 600mm		1
1		1	SHE2503	SHELF; 300mm deep; folding; length as drawn.		1
1		1	STA142	STAND; infusion; twin hook; breaks; mobile		3

ADB	Schedule of Components by Room	B0308-01

Project: 11072 RHSC & DCN
Department: L2 DCN Inpatients - 43 Beds
Room: B0308-01 Single Isolation Bedroom 1 (Adult)
Room Number: 2-L2-135
Revision Date: 09/09/2014

Quantity					Alt. Code	Grp
New	Trans	Total	Code	Description		
1		1	STA2504	STAND; Roll stand for monitor		3
1		1	SWC031	SWITCH; light; dimmer to M&E design.		1
1		1	TAB073	TABLE, overbed, cantilevered		3
1		1	TAP894	TAP bib; hospital pattern; integral thermostatic mixer; HTM64		1
1		1	TRU1001	MEDICAL SERVICE TRUNKING; horizontal; length as drawn.		1
1		1	TVM2500	TV / monitor flat screen with DVD player		3
1		1	WAR900	WARDROBE; lockable; 2700H 750W 500D.		1
1		1	WAS100	WASTE, unslotted flush-grated, metal, 1.1/4 in		1
1		1	WAS1000	TRAP; concealed waste; for back outlet basins.		1

A47117341

ADB	Room Data Sheet	Q0120

Project:	11072	RHSC & DCN		
Department:	01	Key Rooms (Financial Close)		
Room:	Q0120	Activities of daily living: kitchen		
Room Number:	2-M2-009		**Revision Date:**	18/09/2014

Activities:	1) Serving and eating of meals 2) Storage of dry goods 3) Storage of refrigerated provisions 4) Storage of trays, crockery and cutlery 5) Hand-rinsing 6) Patient arrives on foot or in a wheelchair 7) Assessment and training in mobility, self-care and social skills. 8) Preparation of beverages, meals and snacks			
Personnel:	1 x patient 1 x staff 1 x escort			
Planning Relationships:	Adjacent to occupational therapy area/rooms.			
Space Data:	**Area (m²):**		**Height (mm):**	2,700
	Refer to HLM-SZ-SL-SH-200-001 for room areas.			

Notes:

Refer to ME 571 series of drawings for access control (PCP 4.17)

Refer to HLM-SZ-00-PL-331-001 Anti-ligature Strategy for anti-ligature provision

ADB	Room Environmental Data	Q0120

Project:	11072	RHSC & DCN
Department:	01	Key Rooms (Financial Close)
Room:	Q0120	Activities of daily living: kitchen
Room Number:	2-M2-009	**Revision Date:** 18/09/2014

AIR	Requirements	Notes
Winter Temperature (DegC):		Permissible space temperature range (dry bulb) (degC) : 18 - 28
Summer Temperature (DegC):		
Mechanical Ventilation (Supply ac/hr):	6.0	Ventilation Type: Central Supply and Extract
Mechanical Ventilation (Extract ac/hr):	8.0	
Pressure Relative to Adjoining Space:	Negative	
Filtration (%DSE and % Arrestance):	/	G4 - minimum
Humidity (%RH):		

General Notes: Heating Type: Radiant Panels with TRV Remote Head Adj. Cooling: Comfort Cooled Fresh Air

LIGHTING		
Service Illumination (Lux):	300	@ Floor
Service Illumination Night (Lux):		Not Applicable
Local Illumination (Lux):		None
Colour Rendering Required:	Y	Colour rendering characteristics (Ra):80
Standby Lighting Grade:	A	Lighting of the level and quality equal or nearly equal to that provided by normal lighting

General Notes: Control: Switch

NOISE		
Privacy Factor Required (dB):		
Mechanical Services (NR):	40	Intrusive Noise: SHTM 08-01 noise intrusion from external noise sources is not given in NR values but instead in LAeq,1hr and LAmax,f.
Intrusive Noise (NR Leq):		50:daytime (LAeq,1hr)
***Acceptable Sound Level [L10dB(A)]:**		
***Speech Privacy Required:**	N	
***Quality Which Cannot Be Tolerated:**		
(* alternative format)		

General Notes: Refer to HLM 252 series of drawings for partition types and Acoustic Report (PCP 4.13)

SAFETY	
Hot Surface Max. Temp (DegC):	43
Hot Water Max. Temp (DegC):	41

General Notes: Maximum cold water discharge temperature (degC): 20

FIRE

Enclosure:

Automatic Detection:

Refer to HLM 572 series of drawings and Fire Strategy Report (PCP 4.12)

ADB	Room Design Character	Q0120

Project:	11072	RHSC & DCN
Department:	01	Key Rooms (Financial Close)
Room:	Q0120	Activities of daily living: kitchen
Room Number:	2-M2-009	**Revision Date:** 18/09/2014

Walls:	Refer to HLM 330 series of drawings
Floor:	Refer to HLM 330 series of drawings
Ceiling:	Refer to HLM 332 series of drawings
Doorsets:	Refer to HLM 322 series of drawings for location / type.
Windows:	Clear, solar control (East, South, West facing)
Internal Glazing:	Refer to HLM 322 series for door and screen types.
Hatch:	N/A

Notes:

ADB	Schedule of Components by Room	Q0120

Project: 11072 RHSC & DCN
Department: M2 DCN Therapies
Room: Q0120 ADL Kitchen
Room Number: 2-M2-009
Revision Date: 09/09/2014

Quantity					Alt. Code	Grp
New	Trans	Total	Code	Description		
1		1	ALA001	PUSH BUTTON, security alarm		1
1		1	BAS101	BASIN, medium, hospital pattern, vitreous china, no tap holes, no overflow, intefral back outlet, 500W 400D		1
2		2	BOA022	BOARD; display/notice; magnetic; wall mounted; 900H 600W.		1
2		2	CHA017	CHAIR; upright; upholstered; stacking		3
2		2	CHA1017	CHAIR; upright; upholstered; height adjustable		3
1		1	CLE009	CLEANER VACUUM; dry suction; tub; with accessories; domestic		3
1		1	CLO003	CLOCK synchronous with second sweep hand, wall mounted		1
1		1	COO004	COOKER; gas; oven; four burner; domestic		2
1		1	COO006	COOKER CONTROL UNIT; 30amp; wall mounted.		1
1		1	COO2500	COOKER; electric; four burner; domestic, variable height		2
1		1	CUP021	CUPBOARD; 1 shelf; lockable; on plinth; 750H 600W 500D.		1
1		1	CUP048	CUPBOARD; 2 shelves; 1 pull out shelf; lockable; on plinth; 800H 600W 500D.		1
1		1	CUP100	CUPBOARD; broom; metal; shelf; lockable; 1800H 600W 450D.		1
1		1	CUP245	CUPBOARD; 1 shelf; lockable; wall mounted; 600H 600W 300D.		1
1		1	CUP263	CUPBOARD; 2 shelves; lockable; wall mounted; 600H 1200W 300D.		1
1		1	DIS013	DISPENSER, paper towel, wall mounted		2
1		1	DIS024	DISPENSER, soap, wall mounted		2
1		1	DIS030	DISPENSER, soap, disposable single cartridge, lever action, wall mounted		2
1		1	DIS2500	DISPENSER; danicentre; combined glove/apron.		2
1		1	DIS2503	DISPENSER; alcohol gel; disposable single cartridge; wall mounted.		2
1		1	DRA023	DRAWER UNIT; 3 drawer; 1 shelf pull out with 2 bowl cut-outs; on plinth; 800H 600W 500D.		1
1		1	DRA030	DRAWER UNIT; 4 drawer; on plinth; pull out shelf with 2 bowl cut-outs; 750H 600W 500D.		1
1		1	HEA900	HEAT GUN; Steinel		3
2		2	HOL005	HOLDER; bin; medium; capacity 70 litres; freestanding.		3
1		1	OUT005	SOCKET outlet, switched, 13amp, single		1
1		1	OUT006	SOCKET outlet unswitched 13amp single; wall mounted.		1
4		4	OUT010	SOCKET outlet, switched, 13amp, twin		1
1		1	OUT052	CONNECTION UNIT, switched, 13 amp		1
1		1	OUT054	CONNECTION UNIT, unswitched, 13 amp, neon indicator		1
2		2	OUT059	CONNECTION UNIT switched 13amp, indicator light		1
1		1	OUT315	OUTLET, drinking water for equipment		1
1		1	OUT435	OUTLET; natural gas connection for equipment.		1
1		1	OVE014	OVEN, microwave, light duty, 1000watt, capacity 26 litres, 295H 295W 410D		3
1		1	PAN900	HEATING PAN; non stick; 28 X 28 X 5		3
1		1	REF920	REFRIGERATOR, with freezer, capacity 117 litres, domestic type, 865H 500W 550D		3
2		2	SHE1000	SHELF; 150mm deep; length as drawn.		1

A47117341

ADB	Schedule of Components by Room	Q0120

Project: 11072 RHSC & DCN
Department: M2 DCN Therapies
Room: Q0120 ADL Kitchen
Room Number: 2-M2-009
Revision Date: 09/09/2014

Quantity					Alt. Code	Grp
New	Trans	Total	Code	Description		
1		1	SIN105	SINK UNIT; 1 bowl and drainer; stainless steel; variable height; motorised system; 650/910H 1200W 580D		1
5		5	SUP2500	SUPPORT LEG; for 920 high worktop		1
1		1	SWC025	SWITCH, light		1
1		1	TAB107	TABLE, canteen/kitchen, 710H 900W 750D		3
2		2	TAP359	TAP, pillar, high neck, long lever, pair hot and cold, 1/2 in		1
1		1	TAP894	TAP bib; hospital pattern; integral thermostatic mixer; HTM64		1
1		1	TRO401	TROLLEY; walking aid		3
1		1	WAS100	WASTE, unslotted flush-grated, metal, 1.1/4 in		1
1		1	WAS1000	TRAP; concealed waste; for back outlet basins.		1
2		2	WAS102	WASTE, unslotted flush-grated, metal, 1.1/2 in		1
2		2	WAS108	TRAP, bottle, 1.1/2 in, plastic resealing		1
3		3	WKT1003H	WORKTOP; 920 high 600 deep 40mm thick; with 50mm upstand; length as drawn.		1
1		1	WKT160	WORKTOP variable height; motorised system; consists of: control unit; electric motor; transformer; steering unit; 673/1023H 2000W 600D.		1
1		1	WOR174	WORKTOP; stainless steel; 1 integral sink bowl; 2400W 600D.		1
1		1	WRT002	WORKTOP, non-clinical, 600W 400D		1

ADB	Room Data Sheet	X0105-02

Project:	11072	RHSC & DCN		
Department:	01	Key Rooms (Financial Close)		
Room:	X0105-02	Distraction Free Treatment room		
Room Number:	2-M2-011		**Revision Date:**	18/09/2014

Activities:	1) Clinical handwashing 2) Assessment / updating of electronic patient records (EPRs) 3) Storage of sterile supplies and consumables on a trolley 4) Use of mobile diagnostic and therapeutic equipment 5) Sterile packs, lotions and drugs prepared for immediate use			
Personnel:	1 x patient 1 x staff			
Planning Relationships:	Close to a clean utility room. Close to a dirty utility room.			
Space Data:	**Area (m²):**		**Height (mm):**	2,700
	Refer to HLM-SZ-SL-SH-200-001 for room areas.			

Notes:

Refer to ME 571 series of drawings for access control (PCP 4.17)

Refer to HLM-SZ-00-PL-331-001 Anti-ligature Strategy for anti-ligature provision

ADB	Room Environmental Data	X0105-02

Project:	11072	RHSC & DCN
Department:	01	Key Rooms (Financial Close)
Room:	X0105-02	Distraction Free Treatment room
Room Number:	2-M2-011	**Revision Date:** 18/09/2014

AIR	Requirements	Notes
Winter Temperature (DegC):		Permissible space temperature range (dry bulb) (degC) : 18 - 28
Summer Temperature (DegC):		
Mechanical Ventilation (Supply ac/hr):	5.0	Ventilation Type: Central Supply and Extract
Mechanical Ventilation (Extract ac/hr):	6.0	
Pressure Relative to Adjoining Space:	Negative	
Filtration (%DSE and % Arrestance):	/	G4 - minimum
Humidity (%RH):		

General Notes: Heating Type: Radiant Panels with TRV Remote Head Adj. Cooling: Comfort Cooled Fresh Air

LIGHTING		
Service Illumination (Lux):	300	@ Floor
Service Illumination Night (Lux):		Not Applicable
Local Illumination (Lux):	1,000.0	
Colour Rendering Required:	Y	Colour rendering characteristics (Ra):80
Standby Lighting Grade:	A	Lighting of the level and quality equal or nearly equal to that provided by normal lighting

General Notes: Control: Switch / Dimmer

NOISE		
Privacy Factor Required (dB):		
Mechanical Services (NR):	35	Intrusive Noise: SHTM 08-01 noise intrusion from external noise sources is not given in NR values but instead in LAeq,1hr and LAmax,f.
Intrusive Noise (NR Leq):		40:daytime (LAeq,1hr)
***Acceptable Sound Level [L10dB(A)]:**		
***Speech Privacy Required:**	Y	
***Quality Which Cannot Be Tolerated:**		
(* alternative format)		

General Notes: Refer to HLM 252 series of drawings for partition types and Acoustic Report (PCP 4.13)

SAFETY		
Hot Surface Max. Temp (DegC):	43	
Hot Water Max. Temp (DegC):	41	

General Notes: Maximum cold water discharge temperature (degC): 20

FIRE

Enclosure:

Automatic Detection:

Refer to HLM 572 series of drawings and Fire Strategy Report (PCP 4.12)

ADB	Room Design Character	X0105-02

Project:	11072	RHSC & DCN		
Department:	01	Key Rooms (Financial Close)		
Room:	X0105-02	Distraction Free Treatment room		
Room Number:	2-M2-011		**Revision Date:**	18/09/2014

Walls:	Refer to HLM 330 series of drawings
Floor:	Refer to HLM 330 series of drawings
Ceiling:	Refer to HLM 332 series of drawings
Doorsets:	Refer to HLM 322 series of drawings for location / type.
Windows:	Clear, solar control (East, South, West facing), privacy control
Internal Glazing:	Refer to HLM 322 series for door and screen types.
Hatch:	N/A

Notes:

ADB	Schedule of Components by Room	X0105-02

Project: 11072 RHSC & DCN
Department: M2 DCN Therapies
Room: X0105-02 Distraction Free Treatment Room
Room Number: 2-M2-011 **Revision Date:** 09/09/2014

Quantity					Alt. Code	Grp
New	Trans	Total	Code	Description		
1		1	ALA001	PUSH BUTTON, security alarm		1
1		1	BAS101	BASIN, medium, hospital pattern, vitreous china, no tap holes, no overflow, intefral back outlet, 500W 400D		1
1		1	BAS102	BASIN; medium; inset; vitreous china; 1 no right hand tap hole; no overflow.		1
1		1	BLI2500	Blind; total blackout boxed; length as indicated. Wipeable.		1
1		1	BOA022	BOARD; display/notice; magnetic; wall mounted; 900H 600W.		1
1		1	CAB2503	CABINET; filing; 4 drawer; lockable; 1320H 465W 620D		3
1		1	CAL047	PUSH BUTTON staff emergency call; reset and integral/adjacent indicator lamp; trunking mounted.		1
1		1	CHA002	CHAIR; height adjustable; medium back; swivel; 5 star base; on castors		3
5		5	CHA017	CHAIR; upright; upholstered; stacking		3
1		1	CLO003	CLOCK synchronous with second sweep hand, wall mounted		1
1		1	COM033	COMPUTER KEYBOARD		3
1		1	COM038	COMPUTER PRINTER, laser, A4, 250H 380W 385D		3
1		1	COM1000	COMPUTER MONITOR; TFT; Sunray digital flat panel display; desk top		3
4		4	COM930	COMPUTER: tablet including cover		3
1		1	CUP011	CUPBOARD, metal, with 4 pull out galvanised shelves, lockable, 1800H 1000W 500D		3
1		1	CUP245	CUPBOARD; 1 shelf; lockable; wall mounted; 600H 600W 300D.		1
2		2	DIS013	DISPENSER, paper towel, wall mounted		2
2		2	DIS030	DISPENSER, soap, disposable single cartridge, lever action, wall mounted		2
1		1	DIS2500	DISPENSER; danicentre; combined glove/apron.		2
1		1	DIS2503	DISPENSER; alcohol gel; disposable single cartridge; wall mounted.		2
1		1	DIS2505	DISPENSER; WATER COOLER, mains supply.		1
2		2	HOL005	HOLDER; bin; medium; capacity 70 litres; freestanding.		3
1		1	HOO020	HOOK, single, large, wall mounted		1
1		1	OUT005	SOCKET outlet, switched, 13amp, single		1
7		7	OUT010	SOCKET outlet, switched, 13amp, twin		1
2		2	OUT131	SOCKET outlet double data/voice; wall/trunking mounted.		1
1		1	OUT2502	LOOP; induction.		1
1		1	OUT315	OUTLET, drinking water for equipment		1
1		1	SIG2500	SIGN; vacant/engaged; wall mounted.		1
1		1	STO004	STOOL, height adjustable, swivel, mobile		3
2		2	SUP2501	SUPPORT LEG; for 720 high worktop		1
1		1	SWC025	SWITCH, light		1
1		1	TAB007	TABLE, 710H 900W 900D		3
1		1	TAP289	TAP, monobloc, pillar mixer, integral thermostatic, short lever		1
1		1	TAP894	TAP bib; hospital pattern; integral thermostatic mixer; HTM64		1
1		1	TEL2500	TELEPHONE; handset, wall mounted.		2
1		1	TRO905	TROLLEY; Mobile Induction Loop		3
1		1	VIE903	Chat box (Salfillo Corporation)		3
1		1	VIE904	Digital Tape recorder		3

ADB	Schedule of Components by Room	X0105-02

Project: 11072 RHSC & DCN
Department: M2 DCN Therapies
Room: X0105-02 Distraction Free Treatment Room
Room Number: 2-M2-011
Revision Date: 09/09/2014

Quantity					Alt. Code	Grp
New	Trans	Total	Code	Description		
1		1	VIE905	FEES eqt: Fibreoptic endoscopic evaluation of swallowing (Rhinolaryngoscope, chip camera, light source.		3
1		1	VIE906	Lightwriter SL40 (Toby Churchill)		3
2		2	WAS100	WASTE, unslotted flush-grated, metal, 1.1/4 in		1
1		1	WAS1000	TRAP; concealed waste; for back outlet basins.		1
1		1	WAS107	TRAP, bottle, 1.1/4 in, plastic resealing		1
1		1	WKT1006L	WORKTOP; 720 high 800 deep 40mm thick; with 50mm upstand; length as drawn.		1

A47117341

ADB	Room Data Sheet	X0318

Project:	11072	RHSC & DCN		
Department:	01	Key Rooms (Financial Close)		
Room:	X0318	Multi Purpose Rehabilitation Room		
Room Number:	2-M2-023		**Revision Date:**	18/09/2014

Activities:	1) Clinical handwashing 2) Administration and clerical duties 3) Provision of information to patients, carers and visitors 4) Clinical administration 5) Patient records reviewed and recorded 6) Use of Telephone 7) Computer information accessed 8) Assessment / updating of electronic patient records (EPRs) 9) Rehabilitation exercises			
Personnel:	10 x patients 2 x staff			
Planning Relationships:	Near to individual treatment room area. Direct access/close to equipment store. Close to associated changing provision.			
Space Data:	**Area (m²):**		**Height (mm):**	3,200
	Refer to HLM-SZ-SL-SH-200-001 for room areas.			

Notes:

Refer to ME 571 series of drawings for access control (PCP 4.17)

Refer to HLM-SZ-00-PL-331-001 Anti-ligature Strategy for anti-ligature provision

ADB	Room Environmental Data	X0318

Project:	11072	RHSC & DCN		
Department:	01	Key Rooms (Financial Close)		
Room:	X0318	Multi Purpose Rehabilitation Room		
Room Number:	2-M2-023		**Revision Date:**	18/09/2014

AIR	Requirements	Notes
Winter Temperature (DegC):		Permissible space temperature range (dry bulb) (degC) : 18 - 28
Summer Temperature (DegC):		
Mechanical Ventilation (Supply ac/hr):	5.0	Ventilation Type: Central Supply and Extrct
Mechanical Ventilation (Extract ac/hr):	6.0	
Pressure Relative to Adjoining Space:	Negative	
Filtration (%DSE and % Arrestance):	/	G4 - minimum
Humidity (%RH):		

General Notes: Heating Type: Radiant Panels with TRV Remote Head Adj. Cooling: Comfort Cooled Fresh Air

LIGHTING		
Service Illumination (Lux):	300	@ Floor
Service Illumination Night (Lux):		Not Applicable
Local Illumination (Lux):		None
Colour Rendering Required:	Y	Colour rendering characteristics (Ra):80
Standby Lighting Grade:	A	Lighting of the level and quality equal or nearly equal to that provided by normal lighting

General Notes: Control: Switch/ Dimmer

NOISE		
Privacy Factor Required (dB):		
Mechanical Services (NR):	35	Intrusive Noise: SHTM 08-01 noise intrusion from external noise sources is not given in NR values but instead in LAeq,1hr and LAmax,f.
Intrusive Noise (NR Leq):		40:daytime (LAeq,1hr)
***Acceptable Sound Level [L10dB(A)]:**		
***Speech Privacy Required:**	N	
***Quality Which Cannot Be Tolerated:**		
(* alternative format)		

General Notes: Refer to HLM 252 series of drawings for partition types and Acoustic Report (PCP 4.13)

SAFETY		
Hot Surface Max. Temp (DegC):	43	
Hot Water Max. Temp (DegC):	41	

General Notes: Maximum cold water discharge temperature (degC): 20

FIRE

Enclosure:

Automatic Detection:

Refer to HLM 572 series of drawings and Fire Strategy Report (PCP 4.12)

ADB	Room Design Character	X0318

Project:	11072	RHSC & DCN		
Department:	01	Key Rooms (Financial Close)		
Room:	X0318	Multi Purpose Rehabilitation Room		
Room Number:	2-M2-023		**Revision Date:**	18/09/2014

Walls:	Refer to HLM 330 series of drawings
Floor:	Refer to HLM 330 series of drawings
Ceiling:	Refer to HLM 332 series of drawings
Doorsets:	Refer to HLM 322 series of drawings for location / type.
Windows:	Clear, solar control.
Internal Glazing:	Refer to HLM 322 series for door and screen types.
Hatch:	N/A

Notes:

ADB	Schedule of Components by Room	X0318

Project: 11072 RHSC & DCN
Department: M2 DCN Therapies
Room: X0318 Multi-Purpose Rehabilitation Room
Room Number: 2-M2-023 **Revision Date:** 09/09/2014

Quantity					Alt. Code	Grp
New	Trans	Total	Code	Description		
1		1	ALA001	PUSH BUTTON, security alarm		1
1		1	BAS101	BASIN, medium, hospital pattern, vitreous china, no tap holes, no overflow, intefral back outlet, 500W 400D		1
1		1	BLI2500	Blind; total blackout boxed; length as indicated. Wipeable.		1
1		1	BOA037	BOARD; marker; whiteboard; dry-wipe; with pen holder; wall mounted; 900H 1200W.		1
1		1	BOA2502	BOARD; display/notice; magnetic; wall mounted; 900H 1200W		1
1		1	CAL047	PUSH BUTTON staff emergency call; reset and integral/adjacent indicator lamp; trunking mounted.		1
1		1	CAM031	CAMERA; CCTV; pan/tilt/zoom.		1
6		6	CHA018	CHAIR; upright; with arms; upholstered; stacking		3
1		1	CLO003	CLOCK synchronous with second sweep hand, wall mounted		1
1		1	COM031	COMPUTER: standard with keyboard and screen.		3
1		1	COM038	COMPUTER PRINTER, laser, A4, 250H 380W 385D		3
1		1	COM899	COMPUTER, secret garden installation		3
1		1	COM925	IT Equipment; use with secret garden installation		3
1		1	DIS013	DISPENSER, paper towel, wall mounted		2
1		1	DIS024	DISPENSER, soap, wall mounted		2
1		1	DIS2500	DISPENSER; danicentre; combined glove/apron.		2
1		1	DIS2503	DISPENSER; alcohol gel; disposable single cartridge; wall mounted.		2
1		1	DIS2505	DISPENSER; WATER COOLER, mains supply.		1
1		1	EXE003	EXERCISE BARS; parallel; 3600mm long.		2
1		1	EXE007	EXERCISE BARS; wall; 2400H 920W.		2
1		1	EXE013	EXERCISE STEPS; corner configuration; different heights; 1400H 1230W 1530D		3
1		1	EXE014	EXERCISE BICYCLE; ergometer; 1170 x 530		3
1		1	FRA024	FRAME; suspended; mesh infill; ceiling mounted; 700W x 1900D.		1
1		1	HOI006	HOIST PATIENT; electric; 24V; track ceiling mounted (Length of the track to suit the individual needs).		1
2		2	HOL005	HOLDER; bin; medium; capacity 70 litres; freestanding.		3
2		2	INT900	Intermittent Positive Pressure Breathing & stand		3
2		2	LOU903	LOUDSPEAKER; wall mounted.		2
1		1	MIR012	MIRROR; unbreakable/safety glass; mobile; 1600H 500Wl		3
1		1	MIR2504	MIRROR; wall mounted; 1600H 1200W; unbreakable.		1
2		2	OUT004	OUTLET cable, fused, 13 amp, ceiling mounted		1
1		1	OUT005	SOCKET outlet, switched, 13amp, single		1
11		11	OUT010	SOCKET outlet, switched, 13amp, twin		1
2		2	OUT121	SOCKET outlet; computer data; double.		1
1		1	OUT215	SOCKET outlet, telephone		1
1		1	OUT2502	LOOP; induction.		1
1		1	OUT315	OUTLET, drinking water for equipment		1
2		2	PLI040	PLINTH; Bobath centre; height adjustable (380-910mm) and head section; 910H 1900W 1200D		3
2		2	PLI041	PLINTH; 3 section; variable height 380/1010H 1880W 710D		3
1		1	PRO026	PROJECTOR; multi-media; ceiling mounted		2
1		1	RSU012	DEFIBRILLATOR; Automated External		3
1		1	STO004	STOOL, height adjustable, swivel, mobile		3

ADB	Schedule of Components by Room	X0318

Project: 11072 RHSC & DCN
Department: M2 DCN Therapies
Room: X0318 Multi-Purpose Rehabilitation Room
Room Number: 2-M2-023 **Revision Date:** 09/09/2014

Quantity					Alt. Code	Grp
New	Trans	Total	Code	Description		
3		3	STO015	STOOL, wooden, 400H 400W 400D		3
1		1	SUC004	SUCTION UNIT; electric; portable; 350H 320W 340D		3
2		2	SUP2500	SUPPORT LEG; for 920 high worktop		1
1		1	SWC034	SWITCH, dimmer, modulating		1
1		1	TAB003	TABLE, 710H 600W 450D		3
1		1	TAP894	TAP bib; hospital pattern; integral thermostatic mixer; HTM64		1
1		1	TEL2500	TELEPHONE; handset, wall mounted.		2
4		4	TRA1003	TRACK; curtain; bed/trolley; length and shape as drawn.		1
1		1	TRO310	TROLLEY, emergency/resuscitation, complete with defibrillator, 955H 825W 575D		3
1		1	TRU1000	TRUNKING; Power and Data trunking; length as drawn.		1
1		1	WAS100	WASTE, unslotted flush-grated, metal, 1.1/4 in		1
1		1	WAS1000	TRAP; concealed waste; for back outlet basins.		1
1		1	WKT1006H	WORKTOP; 920 high 800 deep 40mm thick; with 50mm upstand; length as drawn.		1

ADB	Room Data Sheet	X0111

Project:	11072	RHSC & DCN		
Department:	01	Key Rooms (Financial Close)		
Room:	X0111	Treatment Area		
Room Number:	2-M3-003		**Revision Date:**	18/09/2014

Activities:	1) Clinical examination and assessment in privacy 2) Clinical hand washing 3) Use of computer by patient for therapeutic purposes 4) Patient records reviewed and recorded 5) Clinical discussions and non invasive procedures at the bedside 6) Use of piped medical gases, vacuum and associated equipment			
Personnel:	4 x patients 2 x staff 4 x escorts			
Planning Relationships:	Near main waiting room. Access to resuscitation facilities.			
Space Data:	**Area (m²):**		**Height (mm):**	2,700
	Refer to HLM-SZ-SL-SH-200-001 for room areas.			

Notes:

Refer to ME 571 series of drawings for access control (PCP 4.17)

Refer to HLM-SZ-00-PL-331-001 Anti-ligature Strategy for anti-ligature provision

ADB	Room Environmental Data	X0111

Project:	11072	RHSC & DCN		
Department:	01	Key Rooms (Financial Close)		
Room:	X0111	Treatment Area		
Room Number:	2-M3-003		**Revision Date:**	18/09/2014

AIR	Requirements	Notes
Winter Temperature (DegC):		Permissible space temperature range (dry bulb) (degC) : 18 - 28
Summer Temperature (DegC):		
Mechanical Ventilation (Supply ac/hr):	10.0	Ventilation Type: Central Supply Air
Mechanical Ventilation (Extract ac/hr):		
Pressure Relative to Adjoining Space:	Positive	
Filtration (%DSE and % Arrestance):	/	F7 - minimum
Humidity (%RH):		

General Notes: Heating Type: Radiant Panels with TRV Remote Head Adj. Cooling: Comfort Cooled Fresh Air

LIGHTING		
Service Illumination (Lux):	500	
Service Illumination Night (Lux):		Not Applicable
Local Illumination (Lux):	1,000.0	@ Bed/trolley 1450 AFFL
Colour Rendering Required:	Y	Colour rendering characteristics (Ra):80
Standby Lighting Grade:	A	Lighting of the level and quality equal or nearly equal to that provided by normal lighting

General Notes: Control: Switch

NOISE		
Privacy Factor Required (dB):		
Mechanical Services (NR):	35	Intrusive Noise: SHTM 08-01 noise intrusion from external noise sources is not given in NR values but instead in LAeq,1hr and LAmax,f.
Intrusive Noise (NR Leq):		40:daytime (LAeq,1hr)
***Acceptable Sound Level [L10dB(A)]:**		
***Speech Privacy Required:**	Y	
***Quality Which Cannot Be Tolerated:**		
(* alternative format)		

General Notes: Refer to HLM 252 series of drawings for partition types and Acoustic Report (PCP 4.13)

SAFETY		
Hot Surface Max. Temp (DegC):	43	
Hot Water Max. Temp (DegC):	41	

General Notes: Maximum cold water discharge temperature (degC): 20

FIRE

Enclosure:

Automatic Detection:

Refer to HLM 572 series of drawings and Fire Strategy Report (PCP 4.12)

ADB	Room Design Character	X0111

Project:	11072	RHSC & DCN
Department:	01	Key Rooms (Financial Close)
Room:	X0111	Treatment Area
Room Number:	2-M3-003	**Revision Date:** 18/09/2014

Walls:	Refer to HLM 330 series of drawings
Floor:	Refer to HLM 330 series of drawings
Ceiling:	Refer to HLM 332 series of drawings
Doorsets:	Refer to HLM 322 series of drawings for location / type.
Windows:	Obscured, solar control (East, South, West facing), privacy control
Internal Glazing:	Refer to HLM 322 series for door and screen types.
Hatch:	N/A

Notes:

ADB	Schedule of Components by Room	X0111

Project: 11072 RHSC & DCN
Department: M3 Programmed Investigations Unit
Room: X0111 Treatment Area
Room Number: 2-M3-003 **Revision Date:** 09/09/2014

Quantity					Alt. Code	Grp
New	Trans	Total	Code	Description		
1		1	BAS101	BASIN, medium, hospital pattern, vitreous china, no tap holes, no overflow, intefral back outlet, 500W 400D		1
4		4	BED2502	BED HEAD BUFFER; bed and wall protection; vertical; wall mounted.		1
1		1	BRA013	BRACKET; TV; height adjustable; wall mounted.		1
4		4	CAL043	PUSH BUTTON patient/staff call with socket for extension pear push; trunking mounted.		1
4		4	CAL047	PUSH BUTTON staff emergency call; reset and integral/adjacent indicator lamp; trunking mounted.		1
2		2	CHA002	CHAIR; height adjustable; medium back; swivel; 5 star base; on castors		3
4		4	CHA017	CHAIR; upright; upholstered; stacking		3
3		3	CHA072	CHAIR; treatment; reclining; height adjustable		3
1		1	CLO003	CLOCK synchronous with second sweep hand, wall mounted		1
2		2	COM033	COMPUTER KEYBOARD		3
1		1	COM038	COMPUTER PRINTER, laser, A4, 250H 380W 385D		3
2		2	COM1000	COMPUTER MONITOR; TFT; Sunray digital flat panel display; desk top		3
1		1	COU2506	COUCH; examination/treatment; (3 section); electric; variable height; retractable wheels; with paper roll holder.		3
1		1	DIS013	DISPENSER, paper towel, wall mounted		2
1		1	DIS030	DISPENSER, soap, disposable single cartridge, lever action, wall mounted		2
1		1	DIS2500	DISPENSER; danicentre; combined glove/apron.		2
4		4	DIS2503	DISPENSER; alcohol gel; disposable single cartridge; wall mounted.		2
2		2	HOL005	HOLDER; bin; medium; capacity 70 litres; freestanding.		3
6		6	INF001	INFUSION volumetric pump; 356H 178W 178D		3
4		4	LOC002	LOCKER, bedside, 3 compartment, towel rail at rear, on castors, 902H 485W 485D		3
2		2	MON900	MONITOR; Low end monitor, general Ward /OPD use		3
1		1	OUT005	SOCKET outlet, switched, 13amp, single		1
5		5	OUT010	SOCKET outlet, switched, 13amp, twin		1
8		8	OUT012	SOCKET outlet switched 13amp twin; trunking/pendant mounted.		1
8		8	OUT121	SOCKET outlet; computer data; double.		1
1		1	OUT206	SOCKET outlet television aerial; single; wall mounted.		1
1		1	OUT215	SOCKET outlet, telephone		1
8		8	OUT471	OUTLET; oxygen medical; trunking mounted.		1
8		8	OUT476	OUTLET; vacuum medical; trunking mounted.		1
1		1	PRI015	PRINTER; label; portable		3
5		5	STA142	STAND; infusion; twin hook; breaks; mobile		3
2		2	STA2504	STAND; Roll stand for monitor		3
2		2	SUP2501	SUPPORT LEG; for 720 high worktop		1
1		1	SWC031	SWITCH; light; dimmer to M&E design.		1
4		4	SWC033	SWITCH dimmer; 3 position; wall mounted		1
4		4	TAB073	TABLE, overbed, cantilevered		3
1		1	TAP894	TAP bib; hospital pattern; integral thermostatic mixer; HTM64		1
1		1	TEL1000	TELEPHONE; handset.		3
4		4	TRA1003	TRACK; curtain; bed/trolley; length and shape as drawn.		1

ADB	Schedule of Components by Room	X0111

Project: 11072 RHSC & DCN
Department: M3 Programmed Investigations Unit
Room: X0111 Treatment Area
Room Number: 2-M3-003 **Revision Date:** 09/09/2014

Quantity			Code	Description	Alt. Code	Grp
New	Trans	Total				
1		1	TRO135	TROLLEY; Gratnell; dressing/instrument; 6 clear trays, stainless steel; buffered; 890H 510W 480D		3
4		4	TRU1001	MEDICAL SERVICE TRUNKING; horizontal; length as drawn.		1
1		1	TVM2500	TV / monitor flat screen with DVD player		3
1		1	WAS100	WASTE, unslotted flush-grated, metal, 1.1/4 in		1
1		1	WAS1000	TRAP; concealed waste; for back outlet basins.		1
1		1	WKT1003L	WORKTOP; 720 high 600 deep 40mm thick; with 50mm upstand; length as drawn.		1

ADB	Room Data Sheet	X0136

Project:	11072	RHSC & DCN		
Department:	01	Key Rooms (Financial Close)		
Room:	X0136	EMG/Nerve Conduction Room		
Room Number:	2-M4-008		**Revision Date:**	18/09/2014

Activities:	1) Patient examinations and assessment 2) Patient is positioned or repositioned on a treatment couch 3) Holding/storing working supply of clean and sterile materials for immediate use 4) Use of computer workstation(s) 5) Assessment / updating of electronic patient records (EPRs) 6) Use of call systems 7) Clinical hand washing 8) Electroencephalography measurement of brain activity			
Personnel:	1 patient 1 staff 1 escort			
Planning Relationships:				
Space Data:	**Area (m²):**		**Height (mm):**	2,700
	Refer to HLM-SZ-SL-SH-200-001 for room areas.			

Notes:

Refer to ME 571 series of drawings for access control (PCP 4.17)

Refer to HLM-SZ-00-PL-331-001 Anti-ligature Strategy for anti-ligature provision

ADB	Room Environmental Data	X0136

Project:	11072	RHSC & DCN
Department:	01	Key Rooms (Financial Close)
Room:	X0136	EMG/Nerve Conduction Room
Room Number:	2-M4-008	**Revision Date:** 18/09/2014

AIR	Requirements	Notes
Winter Temperature (DegC):		Permissible space temperature range (dry bulb) (degC) : 18 - 25
Summer Temperature (DegC):		
Mechanical Ventilation (Supply ac/hr):	8.0	Ventilation Type: Central Supply and Extract
Mechanical Ventilation (Extract ac/hr):	8.0	
Pressure Relative to Adjoining Space:	Balanced	
Filtration (%DSE and % Arrestance):	/	F7 - minimum
Humidity (%RH):		

General Notes: Heating type: Warm Air - Reheat Battery with BMS Adjustable Sensor Cooling: Comfort Cooled

LIGHTING		
Service Illumination (Lux):	300	
Service Illumination Night (Lux):		Not Applicable
Local Illumination (Lux):	1,000.0	@ General working plane 1000 AFFL
Colour Rendering Required:	Y	Colour rendering characteristics (Ra):80
Standby Lighting Grade:	A	Lighting of the level and quality equal or nearly equal to that provided by normal lighting

General Notes: Control: Switch/ Dimmer

NOISE		
Privacy Factor Required (dB):		
Mechanical Services (NR):	35	Intrusive Noise: SHTM 08-01 noise intrusion from external noise sources is not given in NR values but instead in LAeq,1hr and LAmax,f.
Intrusive Noise (NR Leq):		40:daytime (LAeq,1hr)
***Acceptable Sound Level [L10dB(A)]:**		
***Speech Privacy Required:**	Y	
***Quality Which Cannot Be Tolerated:**		
(* alternative format)		

General Notes: Refer to HLM 252 series of drawings for partition types and Acoustic Report (PCP 4.13)

SAFETY		
Hot Surface Max. Temp (DegC):	43	
Hot Water Max. Temp (DegC):	41	

General Notes: Maximum cold water discharge temperature (degC): 20

FIRE

Enclosure:

Automatic Detection:

Refer to HLM 572 series of drawings and Fire Strategy Report (PCP 4.12)

ADB	Room Design Character	X0136

Project:	11072	RHSC & DCN
Department:	01	Key Rooms (Financial Close)
Room:	X0136	EMG/Nerve Conduction Room
Room Number:	2-M4-008	**Revision Date:** 18/09/2014

Walls:	Refer to HLM 330 series of drawings
Floor:	Refer to HLM 330 series of drawings
Ceiling:	Refer to HLM 332 series of drawings
Doorsets:	Refer to HLM 322 series of drawings for location / type.
Windows:	N/A or Clear, solar control (East, South, West facing), privacy control
Internal Glazing:	Refer to HLM 322 series for door and screen types.
Hatch:	N/A

Notes:

ADB	Schedule of Components by Room	X0136

Project: 11072 RHSC & DCN
Department: M4 DCN Neurophysiology
Room: X0136 EMG/Nerve Conduction Room
Room Number: 2-M4-008 **Revision Date:** 09/09/2014

Quantity					Alt. Code	Grp
New	Trans	Total	Code	Description		
1		1	ALA001	PUSH BUTTON, security alarm		1
1		1	BAS101	BASIN, medium, hospital pattern, vitreous china, no tap holes, no overflow, intefral back outlet, 500W 400D		1
1		1	BLI2500	Blind; total blackout boxed; length as indicated. Wipeable.		1
1		1	BOA022	BOARD; display/notice; magnetic; wall mounted; 900H 600W.		1
1		1	BRA013	BRACKET; TV; height adjustable; wall mounted.		1
1		1	CAL047	PUSH BUTTON staff emergency call; reset and integral/adjacent indicator lamp; trunking mounted.		1
1		1	CHA002	CHAIR; height adjustable; medium back; swivel; 5 star base; on castors		3
3		3	CHA018	CHAIR; upright; with arms; upholstered; stacking		3
1		1	CLO003	CLOCK synchronous with second sweep hand, wall mounted		1
1		1	COM033	COMPUTER KEYBOARD		3
1		1	COM1000	COMPUTER MONITOR; TFT; Sunray digital flat panel display; desk top		3
1		1	DIS013	DISPENSER, paper towel, wall mounted		2
1		1	DIS030	DISPENSER, soap, disposable single cartridge, lever action, wall mounted		2
1		1	DIS2500	DISPENSER; danicentre; combined glove/apron.		2
1		1	DIS2503	DISPENSER; alcohol gel; disposable single cartridge; wall mounted.		2
1		1	DRA057	DRAWER UNIT, 3 drawer, lockable, on castors, desk height 715H 430W 600D		3
2		2	HOL005	HOLDER; bin; medium; capacity 70 litres; freestanding.		3
2		2	HOO022	HOOK; double; wall mounted.		1
2		2	MSC081	CABINET base; 600mm facing; (600x400 inserts); with formed plastic liners; 1 door hinged right; on plinth; o/a height 900.		1
1		1	MSC082	CABINET base; 600mm facing; (600x400 inserts); with formed plastic liners; 1 door hinged left; on plinth; o/a height 900.		1
1		1	OUT005	SOCKET outlet, switched, 13amp, single		1
8		8	OUT010	SOCKET outlet, switched, 13amp, twin		1
3		3	OUT131	SOCKET outlet double data/voice; wall/trunking mounted.		1
1		1	OUT471	OUTLET; oxygen medical; trunking mounted.		1
1		1	OUT476	OUTLET; vacuum medical; trunking mounted.		1
1		1	PLI2500	Plinth; patient		3
1		1	REC900	Recorder EMG (EP)		3
1		1	REC909	Visual Stimulator		3
1		1	RES004	REST ARM; height adjustable; mobile; washable cover		3
1		1	SIG2500	SIGN; vacant/engaged; wall mounted.		1
1		1	SWC031	SWITCH; light; dimmer to M&E design.		1
1		1	TAP894	TAP bib; hospital pattern; integral thermostatic mixer; HTM64		1
1		1	TEL1000	TELEPHONE; handset.		3
1		1	TRU1000	TRUNKING; Power and Data trunking; length as drawn.		1
1		1	TRU1001	MEDICAL SERVICE TRUNKING; horizontal; length as drawn.		1
2		2	TRU1002	TRUNKING; vertical; length as drawn.		1
1		1	WAS100	WASTE, unslotted flush-grated, metal, 1.1/4 in		1

ADB	Schedule of Components by Room	X0136

Project: 11072 RHSC & DCN
Department: M4 DCN Neurophysiology
Room: X0136 EMG/Nerve Conduction Room
Room Number: 2-M4-008 **Revision Date:** 09/09/2014

Quantity					Alt. Code	Grp
New	Trans	Total	Code	Description		
1		1	WAS1000	TRAP; concealed waste; for back outlet basins.		1
1		1	WKT1006H	WORKTOP; 920 high 800 deep 40mm thick; with 50mm upstand; length as drawn.		1

ADB	Room Data Sheet	X0125

Project:	11072	RHSC & DCN		
Department:	01	Key Rooms (Financial Close)		
Room:	X0125	EEG Recording room		
Room Number:	2-M4-019		**Revision Date:**	18/09/2014

Activities:	1) Patient examinations and assessment 2) Patient is positioned or repositioned on a treatment couch 3) Holding/storing working supply of clean and sterile materials for immediate use 4) Use of computer workstation(s) 5) Assessment / updating of electronic patient records (EPRs) 6) Use of call systems 7) Clinical hand washing 8) Electroencephalography measurement of brain activity			
Personnel:	1 patient 2 staff 1 escort			
Planning Relationships:				
Space Data:	**Area (m²):**		**Height (mm):**	2,700
	Refer to HLM-SZ-SL-SH-200-001 for room areas.			

Notes:

Refer to ME 571 series of drawings for access control (PCP 4.17)

Refer to HLM-SZ-00-PL-331-001 Anti-ligature Strategy for anti-ligature provision

ADB	Room Environmental Data	X0125

Project:	11072	RHSC & DCN
Department:	01	Key Rooms (Financial Close)
Room:	X0125	EEG Recording room
Room Number:	2-M4-019	**Revision Date:** 18/09/2014

AIR	Requirements	Notes
Winter Temperature (DegC):		Permissible space temperature range (dry bulb) (degC) : 18 - 25
Summer Temperature (DegC):		
Mechanical Ventilation (Supply ac/hr):	8.0	Ventilation Type: Central Supply and Extract
Mechanical Ventilation (Extract ac/hr):	8.0	
Pressure Relative to Adjoining Space:	Balanced	
Filtration (%DSE and % Arrestance):	/	F7 - minimum
Humidity (%RH):		

General Notes: Heating type: Warm Air - Reheat Battery with BMS Adjustable Sensor Cooling: Comfort Cooled Fresh Air

LIGHTING		
Service Illumination (Lux):	300	
Service Illumination Night (Lux):		Not Applicable
Local Illumination (Lux):	1,000.0	@ General working plane 1000 AFFL
Colour Rendering Required:	Y	Colour rendering characteristics (Ra):80
Standby Lighting Grade:	A	Lighting of the level and quality equal or nearly equal to that provided by normal lighting

General Notes: Control: Switch/ Dimmer

NOISE		
Privacy Factor Required (dB):		
Mechanical Services (NR):	35	Intrusive Noise: SHTM 08-01 noise intrusion from external noise sources is not given in NR values but instead in LAeq,1hr and LAmax,f.
Intrusive Noise (NR Leq):		40:daytime (LAeq,1hr)
***Acceptable Sound Level [L10dB(A)]:**		
***Speech Privacy Required:**	Y	
***Quality Which Cannot Be Tolerated:**		
(* alternative format)		

General Notes: Refer to HLM 252 series of drawings for partition types and Acoustic Report (PCP 4.13)

SAFETY		
Hot Surface Max. Temp (DegC):	43	
Hot Water Max. Temp (DegC):	41	

General Notes: Maximum cold water discharge temperature (degC): 20

FIRE

Enclosure:

Automatic Detection:

Refer to HLM 572 series of drawings and Fire Strategy Report (PCP 4.12)

ADB	Room Design Character	X0125

Project:	11072	RHSC & DCN
Department:	01	Key Rooms (Financial Close)
Room:	X0125	EEG Recording room
Room Number:	2-M4-019	**Revision Date:** 18/09/2014

Walls:	Refer to HLM 330 series of drawings
Floor:	Refer to HLM 330 series of drawings
Ceiling:	Refer to HLM 332 series of drawings
Doorsets:	Refer to HLM 322 series of drawings for location / type.
Windows:	Clear, solar control (East, South, West facing), privacy control
Internal Glazing:	Refer to HLM 322 series for door and screen types.
Hatch:	N/A

Notes:

ADB	Schedule of Components by Room	X0125

Project: 11072 RHSC & DCN
Department: M4 DCN Neurophysiology
Room: X0125 EEG Recording Room
Room Number: 2-M4-019
Revision Date: 09/09/2014

Quantity					Alt. Code	Grp
New	Trans	Total	Code	Description		
1		1	ALA001	PUSH BUTTON, security alarm		1
1		1	BAS101	BASIN, medium, hospital pattern, vitreous china, no tap holes, no overflow, intefral back outlet, 500W 400D		1
1		1	BED2506	BED; variable height; electric; with cot sides		3
1		1	BLI2500	Blind; total blackout boxed; length as indicated. Wipeable.		1
1		1	BOA022	BOARD; display/notice; magnetic; wall mounted; 900H 600W.		1
1		1	BOA034	BOARD; marker; whiteboard; dry-wipe; with pen holder; wall mounted; 600H 900W.		1
1		1	BRA013	BRACKET; TV; height adjustable; wall mounted.		1
1		1	BRA900	BRACKET; computer; height adjustable; tilt & swivel; wall mounted.		1
1		1	CAL047	PUSH BUTTON staff emergency call; reset and integral/adjacent indicator lamp; trunking mounted.		1
1		1	CAM2507	CAMERA; CCTV; pan/tilt/zoom		1
1		1	CHA002	CHAIR; height adjustable; medium back; swivel; 5 star base; on castors		3
1		1	CHA007	CHAIR; easy; with open arms; high back; upholstered, wipeable		3
3		3	CHA018	CHAIR; upright; with arms; upholstered; stacking		3
1		1	CLO003	CLOCK synchronous with second sweep hand, wall mounted		1
1		1	COM033	COMPUTER KEYBOARD		3
1		1	COM1000	COMPUTER MONITOR; TFT; Sunray digital flat panel display; desk top		3
1		1	COM900	EEG Recorder portable laptop		3
1		1	DIS013	DISPENSER, paper towel, wall mounted		2
1		1	DIS030	DISPENSER, soap, disposable single cartridge, lever action, wall mounted		2
1		1	DIS2500	DISPENSER; danicentre; combined glove/apron.		2
1		1	DIS2503	DISPENSER; alcohol gel; disposable single cartridge; wall mounted.		2
1		1	DRA057	DRAWER UNIT, 3 drawer, lockable, on castors, desk height 715H 430W 600D		3
2		2	HOL005	HOLDER; bin; medium; capacity 70 litres; freestanding.		3
1		1	HOO022	HOOK; double; wall mounted.		1
1		1	MSC081	CABINET base; 600mm facing; (600x400 inserts); with formed plastic liners; 1 door hinged right; on plinth; o/a height 900.		1
2		2	MSC082	CABINET base; 600mm facing; (600x400 inserts); with formed plastic liners; 1 door hinged left; on plinth; o/a height 900.		1
1		1	MSC2507	CABINET top; 600mm facing; (600x400 inserts); with formed plastic liners; shelves; 1 door hinged right; wall mounted.		1
1		1	MSC2508	CABINET top; 600mm facing; (600x400 inserts); with formed plastic liners; shelves; 1 door hinged left; wall mounted.		1
1		1	OUT005	SOCKET outlet, switched, 13amp, single		1
8		8	OUT010	SOCKET outlet, switched, 13amp, twin		1
2		2	OUT052	CONNECTION UNIT, switched, 13 amp		1
1		1	OUT121	SOCKET outlet; computer data; double.		1

ADB	Schedule of Components by Room	X0125

Project: 11072 RHSC & DCN
Department: M4 DCN Neurophysiology
Room: X0125 EEG Recording Room
Room Number: 2-M4-019
Revision Date: 09/09/2014

Quantity					Alt. Code	Grp
New	Trans	Total	Code	Description		
2		2	OUT131	SOCKET outlet double data/voice; wall/trunking mounted.		1
1		1	OUT206	SOCKET outlet television aerial; single; wall mounted.		1
1		1	OUT471	OUTLET; oxygen medical; trunking mounted.		1
1		1	OUT476	OUTLET; vacuum medical; trunking mounted.		1
1		1	REC901	Recording System		3
1		1	REC902	Recorder Ambulatory		3
1		1	SIG2500	SIGN; vacant/engaged; wall mounted.		1
1		1	SWC031	SWITCH; light; dimmer to M&E design.		1
1		1	TAP894	TAP bib; hospital pattern; integral thermostatic mixer; HTM64		1
1		1	TEL1000	TELEPHONE; handset.		3
1		1	TRU1000	TRUNKING; Power and Data trunking; length as drawn.		1
1		1	TRU1001	MEDICAL SERVICE TRUNKING; horizontal; length as drawn.		1
1		1	TRU1002	TRUNKING; vertical; length as drawn.		1
1		1	TVM2500	TV / monitor flat screen with DVD player		3
1		1	WAS100	WASTE, unslotted flush-grated, metal, 1.1/4 in		1
1		1	WAS1000	TRAP; concealed waste; for back outlet basins.		1
1		1	WKT1006H	WORKTOP; 920 high 800 deep 40mm thick; with 50mm upstand; length as drawn.		1

A47117341

ADB	Room Data Sheet	M0132-01

Project:	11072	RHSC & DCN		
Department:	01	Key Rooms (Financial Close)		
Room:	M0132-01	Open Plan Office		
Room Number:	2-R1-055		**Revision Date:**	18/09/2014

Activities:	1) Use of computer workstation(s) 2) Use of Telephone 3) Storage of Files and records 4) Secure holding/storing of personal belongings 5) Use of Printer 6) Assessment / updating of electronic patient records (EPRs)			
Personnel:	staff			
Planning Relationships:				
Space Data:	**Area (m²):**		**Height (mm):**	2,700
	Refer to HLM-SZ-SL-SH-200-001 for room areas.			

Notes:

Refer to ME 571 series of drawings for access control (PCP 4.17)

Refer to HLM-SZ-00-PL-331-001 Anti-ligature Strategy for anti-ligature provision

ADB	Room Environmental Data	M0132-01

Project:	11072	RHSC & DCN		
Department:	01	Key Rooms (Financial Close)		
Room:	M0132-01	Open Plan Office		
Room Number:	2-R1-055		**Revision Date:**	18/09/2014

AIR	Requirements	Notes
Winter Temperature (DegC):		Permissible space temperature range (dry bulb) (degC) : 18 - 25
Summer Temperature (DegC):		
Mechanical Ventilation (Supply ac/hr):	4.0	Ventilation Type: Central Supply and Extract
Mechanical Ventilation (Extract ac/hr):	4.0	
Pressure Relative to Adjoining Space:	Balanced	
Filtration (%DSE and % Arrestance):	/	G4 - minimum
Humidity (%RH):		

General Notes: Heating Type: Radiant Panels with TRV Remote Head Adj. Cooling: Comfort Cooled Fresh Air

LIGHTING		
Service Illumination (Lux):	300	@ Desk 750 - 850 AFFL
Service Illumination Night (Lux):		Not Applicable
Local Illumination (Lux):		None
Colour Rendering Required:	Y	Colour rendering characteristics (Ra):80
Standby Lighting Grade:	A	Lighting of the level and quality equal or nearly equal to that provided by normal lighting

General Notes: Control: Switch

NOISE		
Privacy Factor Required (dB):		
Mechanical Services (NR):	40	Intrusive Noise: SHTM 08-01 noise intrusion from external noise sources is not given in NR values but instead in LAeq,1hr and LAmax,f.
Intrusive Noise (NR Leq):		50:daytime (LAeq,1hr)
***Acceptable Sound Level [L10dB(A)]:**		
***Speech Privacy Required:**	N	
***Quality Which Cannot Be Tolerated:**		
(* alternative format)		

General Notes: Refer to HLM 252 series of drawings for partition types and Acoustic Report (PCP 4.13)

SAFETY		
Hot Surface Max. Temp (DegC):	43	
Hot Water Max. Temp (DegC):		

General Notes:

FIRE

Enclosure:

Automatic Detection:

Refer to HLM 572 series of drawings and Fire Strategy Report (PCP 4.12)

ADB	Room Design Character	M0132-01

Project:	11072	RHSC & DCN		
Department:	01	Key Rooms (Financial Close)		
Room:	M0132-01	Open Plan Office		
Room Number:	2-R1-055		**Revision Date:**	18/09/2014

Walls:	Refer to HLM 330 series of drawings
Floor:	Refer to HLM 330 series of drawings
Ceiling:	Refer to HLM 332 series of drawings
Doorsets:	Refer to HLM 322 series of drawings for location / type.
Windows:	Clear, solar control (East, South, West facing), privacy control
Internal Glazing:	Refer to HLM 322 series for door and screen types.
Hatch:	N/A

Notes:

ADB	Schedule of Components by Room	M0132-01

Project: 11072 RHSC & DCN
Department: R1 Clinical / Management Suite
Room: M0132-01 2nd Floor Open Plan Desks
Room Number: 2-R1-055
Revision Date: 09/09/2014

Quantity					Alt. Code	Grp
New	Trans	Total	Code	Description		
4		4	BOA027	BOARD; marker/display; whiteboard; magnetic; dry-wipe; with pen holder; wall mounted; 1200H 1800W.		1
18		18	CAB2517	CABINET; filing with 3 drawers 1073 mm high x 1200 mm wide		3
2		2	CAB2520	CABINET; double doors 1912 mm high x 1000 mm wide		3
2		2	CAB2521	CABINET; tambour front 997 mm high x 1000 mm wide		3
9		9	CAB2522	CABINET; unit 3 drawers 1073 mm high x 1000 mm wide		3
9		9	CAB2524	CABINET; filing/storage 2300 mm high x 600 mm deep x 1000 mm wide		3
51		51	CHA002	CHAIR; height adjustable; medium back; swivel; 5 star base; on castors		3
3		3	CLO003	CLOCK synchronous with second sweep hand, wall mounted		1
51		51	COM033	COMPUTER KEYBOARD		3
51		51	COM1000	COMPUTER MONITOR; TFT; Sunray digital flat panel display; desk top		3
51		51	DES019	DESK, cantilever, cable management, 1500W 800D		3
51		51	DRA056	DRAWER UNIT, 2 drawer, lockable, on castors, 600H 410W 600D		3
28		28	HOO022	HOOK; double; wall mounted.		1
2		2	LOC008	LOCKER clothes; single; 2 compartments; 1800H 300W 550D		3
12		12	LOC019	LOCKER; 6 compartments; 1800H 300W 450D		3
2		2	OUT005	SOCKET outlet, switched, 13amp, single		1
102		102	OUT009	SOCKET outlet switched 13 amp twin; floor mounted.		1
102		102	OUT122	SOCKET outlet computer data; floor mounted.		1
34		34	SCR019	SCREEN, dividing, 1500H 1500W		3
1		1	SWC025	SWITCH, light		1
51		51	TEL1000	TELEPHONE; handset.		3

ADB	Room Data Sheet	T0101

Project:	11072	RHSC & DCN		
Department:	01	Key Rooms (Financial Close)		
Room:	T0101	Clean Utility: Inpatients RHSC		
Room Number:	3-C1.1-042		**Revision Date:**	18/09/2014

Activities:	1) Preparation of trays and trolleys laid up for surgical/clinical procedures 2) Storage of sterile equipment, consumable supplies and packs 3) Storage of non-sterile medical items, equipment and supplies 4) Storage of sterile fluids 5) Assessment / updating of electronic patient records (EPRs)			
Personnel:	2 x staff			
Planning Relationships:	Access from corridor for delivery of supplies.			
Space Data:	**Area (m²):**		**Height (mm):**	2,700
	Refer to HLM-SZ-SL-SH-200-001 for room areas.			

Notes:

Refer to ME 571 series of drawings for access control (PCP 4.17)

Refer to HLM-SZ-00-PL-331-001 Anti-ligature Strategy for anti-ligature provision

ADB	Room Environmental Data	T0101

Project:	11072	RHSC & DCN
Department:	01	Key Rooms (Financial Close)
Room:	T0101	Clean Utility: Inpatients RHSC
Room Number:	3-C1.1-042	**Revision Date:** 18/09/2014

AIR	Requirements	Notes
Winter Temperature (DegC):		Permissible space temperature range (dry bulb) (degC) : 18 - 28
Summer Temperature (DegC):		
Mechanical Ventilation (Supply ac/hr):	6.0	Ventilation Type: Central Supply Air
Mechanical Ventilation (Extract ac/hr):		
Pressure Relative to Adjoining Space:	Positive	
Filtration (%DSE and % Arrestance):	/	G4 - minimum
Humidity (%RH):		
General Notes:	Heating Type: Radiant Panels with TRV Remote Head Adj. Cooling: Comfort Cooled Fresh Air	

LIGHTING		
Service Illumination (Lux):	150	@ General working plane 1000 AFFL
Service Illumination Night (Lux):		Not Applicable
Local Illumination (Lux):		None
Colour Rendering Required:	Y	Colour rendering characteristics (Ra):80
Standby Lighting Grade:	A	Lighting of the level and quality equal or nearly equal to that provided by normal lighting
General Notes:	Control: Presence Detection	

NOISE		
Privacy Factor Required (dB):		
Mechanical Services (NR):	40	Intrusive Noise: SHTM 08-01 noise intrusion from external noise sources is not given in NR values but instead in LAeq,1hr and LAmax,f.
Intrusive Noise (NR Leq):		Not Applicable
***Acceptable Sound Level [L10dB(A)]:**		
***Speech Privacy Required:**	N	
***Quality Which Cannot Be Tolerated:**		
(* alternative format)		
General Notes:	Refer to HLM 252 series of drawings for partition types and Acoustic Report (PCP 4.13)	

SAFETY		
Hot Surface Max. Temp (DegC):	43	
Hot Water Max. Temp (DegC):	41	
General Notes:	Maximum cold water discharge temperature (degC): 20	

FIRE

Enclosure:

Automatic Detection:

Refer to HLM 572 series of drawings and Fire Strategy Report (PCP 4.12)

ADB	Room Design Character	T0101

Project:	11072	RHSC & DCN
Department:	01	Key Rooms (Financial Close)
Room:	T0101	Clean Utility: Inpatients RHSC
Room Number:	3-C1.1-042	**Revision Date:** 18/09/2014

Walls:	Refer to HLM 330 series of drawings
Floor:	Refer to HLM 330 series of drawings
Ceiling:	Refer to HLM 332 series of drawings
Doorsets:	Refer to HLM 322 series of drawings for location / type.
Windows:	N/A or obscure, solar control, security control
Internal Glazing:	Refer to HLM 322 series for door and screen types.
Hatch:	N/A

Notes:

ADB	Schedule of Components by Room	T0101

Project: 11072 RHSC & DCN
Department: C1.1 Medical Inpatients - 23 Beds
Room: T0101 Clean Utility
Room Number: 3-C1.1-042 **Revision Date:** 09/09/2014

Quantity					Alt. Code	Grp
New	Trans	Total	Code	Description		
1		1	BAS101	BASIN, medium, hospital pattern, vitreous china, no tap holes, no overflow, intefral back outlet, 500W 400D		1
2		2	BOA2500	BOARD; marker; whiteboard; dry-wipe; with pen holder; wall mounted; 900H 600W.		1
1		1	COM033	COMPUTER KEYBOARD		3
1		1	COM038	COMPUTER PRINTER, laser, A4, 250H 380W 385D		3
1		1	COM1000	COMPUTER MONITOR; TFT; Sunray digital flat panel display; desk top		3
1		1	DIS013	DISPENSER, paper towel, wall mounted		2
1		1	DIS030	DISPENSER, soap, disposable single cartridge, lever action, wall mounted		2
1		1	DIS2500	DISPENSER; danicentre; combined glove/apron.		2
2		2	HOL005	HOLDER; bin; medium; capacity 70 litres; freestanding.		3
1		1	LIG081	LUMINAIRE fitted with single fluorescent lamp with switch; below drug cupboard; 8watt; 400mm.		1
2		2	MSC081	CABINET base; 600mm facing; (600x400 inserts); with formed plastic liners; 1 door hinged right; on plinth; o/a height 900.		1
1		1	MSC082	CABINET base; 600mm facing; (600x400 inserts); with formed plastic liners; 1 door hinged left; on plinth; o/a height 900.		1
4		4	MSC091	CABINET base; 400mm facing; (400x600 inserts); with formed plastic liners; 1 door hinged right; on plinth; o/a height 900.		1
4		4	MSC092	CABINET base; 400mm facing; (400x600 inserts); with formed plastic liners; 1 door hinged left; on plinth; o/a height 900.		1
4		4	MSC122	CABINET top; 400mm facing; (400x300 inserts); with formed plastic liners; 1 door hinged right; wall mounted.		1
4		4	MSC123	CABINET top; 400mm facing; (400x300 inserts); with formed plastic liners; 1 door hinged left; wall mounted.		1
1		1	MSC127	CABINET top; 600mm facing; (600x400 inserts); with formed plastic liners; 1 door hinged right; wall mounted.		1
1		1	MSC128	CABINET top; 600mm facing; (600x400 inserts); with formed plastic liners; 1 door hinged left; wall mounted.		1
1		1	MSC503	PHARMACY CABINET; 600mm facing; with 4 shelves; 1 pull out prep. shelf; controlled drugs cupboard; warning light; 1 door hinged right w/security safe lock; o/a height 1200.		1
1		1	OUT005	SOCKET outlet, switched, 13amp, single		1
1		1	OUT006	SOCKET outlet unswitched 13amp single; wall mounted.		1
3		3	OUT010	SOCKET outlet, switched, 13amp, twin		1
2		2	OUT012	SOCKET outlet switched 13amp twin; trunking/pendant mounted.		1
1		1	OUT050	OUTLET, controlled drugs cupboard		1
2		2	OUT059	CONNECTION UNIT switched 13amp, indicator light		1
2		2	OUT131	SOCKET outlet double data/voice; wall/trunking mounted.		1
1		1	PAN063	PANEL; indicator.		1
1		1	PRI015	PRINTER; label; portable		3
1		1	REF066	REFRIGERATOR, capacity 390 litres, 1855H 645W 595D		3
1		1	SWC025	SWITCH, light		1

ADB	Schedule of Components by Room	T0101

Project: 11072 RHSC & DCN
Department: C1.1 Medical Inpatients - 23 Beds
Room: T0101 Clean Utility
Room Number: 3-C1.1-042
Revision Date: 09/09/2014

Quantity					Alt. Code	Grp
New	Trans	Total	Code	Description		
1		1	TAP894	TAP bib; hospital pattern; integral thermostatic mixer; HTM64		1
1		1	TRO251	TROLLEY; medicine; stainless steel; frame epoxy coated; buffered; 1250H 750W 450D		3
1		1	TRO421	DEVICE; securing; medicine trolley; wall mounted.		1
1		1	TRU1000	TRUNKING; Power and Data trunking; length as drawn.		1
1		1	WAS100	WASTE, unslotted flush-grated, metal, 1.1/4 in		1
1		1	WAS1000	TRAP; concealed waste; for back outlet basins.		1
1		1	WKT1003H	WORKTOP; 920 high 600 deep 40mm thick; with 50mm upstand; length as drawn.		1
1		1	WKT1006H	WORKTOP; 920 high 800 deep 40mm thick; with 50mm upstand; length as drawn.		1

ADB	Room Data Sheet	E0604-06

Project:	11072	RHSC & DCN		
Department:	01	Key Rooms (Financial Close)		
Room:	E0604-06	Control / Observation room		
Room Number:	3-C4-007		**Revision Date:**	18/09/2014

Activities:	1) Use of computer workstation(s) 2) Viewing film and/or computer generated images 3) Use of recording equipment 4) Processes and tests are recorded 5) Assessment / updating of electronic patient records (EPRs)			
Personnel:	4 x staff			
Planning Relationships:				
Space Data:	**Area (m²):**		**Height (mm):**	2,400
	Refer to HLM-SZ-SL-SH-200-001 for room areas.			

Notes:

Refer to ME 571 series of drawings for access control (PCP 4.17)

Refer to HLM-SZ-00-PL-331-001 Anti-ligature Strategy for anti-ligature provision

ADB	Room Environmental Data	E0604-06

Project:	11072	RHSC & DCN		
Department:	01	Key Rooms (Financial Close)		
Room:	E0604-06	Control / Observation room		
Room Number:	3-C4-007		**Revision Date:**	18/09/2014

AIR	Requirements	Notes
Winter Temperature (DegC):		Permissible space temperature range (dry bulb) (degC) : 18 - 25
Summer Temperature (DegC):		
Mechanical Ventilation (Supply ac/hr):	4.0	Ventilation Type: Central Supply and Extract
Mechanical Ventilation (Extract ac/hr):	4.0	
Pressure Relative to Adjoining Space:	Balanced	
Filtration (%DSE and % Arrestance):	/	G4 - minimum
Humidity (%RH):		
General Notes:	Heating Type: Radiant Panels with TRV Remote Head Adj. Cooling: Comfort Cooled Fresh Air	

LIGHTING		
Service Illumination (Lux):	300	@ desk 750 - 850mm AFFL
Service Illumination Night (Lux):		Not Applicable
Local Illumination (Lux):		None
Colour Rendering Required:	Y	Colour rendering characteristics (Ra):80
Standby Lighting Grade:	A	Lighting of the level and quality equal or nearly equal to that provided by normal lighting
General Notes:	Control: Switch	

NOISE		
Privacy Factor Required (dB):		
Mechanical Services (NR):	40	Intrusive Noise: SHTM 08-01 noise intrusion from external noise sources is not given in NR values but instead in LAeq,1hr and LAmax,f.
Intrusive Noise (NR Leq):		50:daytime (LAeq,1hr)
***Acceptable Sound Level [L10dB(A)]:**		
***Speech Privacy Required:**	N	
***Quality Which Cannot Be Tolerated:**		
(* alternative format)		
General Notes:	Refer to HLM 252 series of drawings for partition types and Acoustic Report (PCP 4.13)	

SAFETY		
Hot Surface Max. Temp (DegC):	43	
Hot Water Max. Temp (DegC):		
General Notes:		

FIRE

Enclosure:

Automatic Detection:

Refer to HLM 572 series of drawings and Fire Strategy Report (PCP 4.12)

ADB	Room Design Character	E0604-06

Project:	11072	RHSC & DCN
Department:	01	Key Rooms (Financial Close)
Room:	E0604-06	Control / Observation room
Room Number:	3-C4-007	**Revision Date:** 18/09/2014

Walls:	Refer to HLM 330 series of drawings
Floor:	Refer to HLM 330 series of drawings
Ceiling:	Refer to HLM 332 series of drawings
Doorsets:	Refer to HLM 322 series of drawings for location / type.
Windows:	Clear, solar control (East, South, West facing), privacy control
Internal Glazing:	Observation panel, one-way viewing from control room into bedroom.
Hatch:	N/A

Notes:

ADB	Schedule of Components by Room	E0604-06

Project: 11072 RHSC & DCN
Department: C4 Sleep Lab
Room: E0604-06 Control Room
Room Number: 3-C4-007
Revision Date: 09/09/2014

Quantity					Alt. Code	Grp
New	Trans	Total	Code	Description		
1		1	BIN900	BIN; Recycle waste		3
2		2	BLI2500	Blind; total blackout boxed; length as indicated. Wipeable.		1
2		2	BOA022	BOARD; display/notice; magnetic; wall mounted; 900H 600W.		1
2		2	CAB024	CABINET; filing; 2 drawer; 710H 470W 620D		3
2		2	CHA002	CHAIR; height adjustable; medium back; swivel; 5 star base; on castors		3
3		3	CHA017	CHAIR; upright; upholstered; stacking		3
3		3	COM033	COMPUTER KEYBOARD		3
1		1	COM038	COMPUTER PRINTER, laser, A4, 250H 380W 385D		3
3		3	COM1000	COMPUTER MONITOR; TFT; Sunray digital flat panel display; desk top		3
1		1	COM2509	INTERCOM two way communication system; wall mounted (flush).		1
3		3	CON2502	CONTROL SYSTEM; for sleep; with computer screen		3
3		3	HOO024	HOOK; hat and coat; 1.		1
1		1	OUT005	SOCKET outlet, switched, 13amp, single		1
12		12	OUT012	SOCKET outlet switched 13amp twin; trunking/pendant mounted.		1
11		11	OUT131	SOCKET outlet double data/voice; wall/trunking mounted.		1
1		1	OUT210	SOCKET outlet two-way communication system (intercom), wall mounted		1
1		1	REC030	RECORDER/VIDEO; playback		3
5		5	SUP2501	SUPPORT LEG; for 720 high worktop		1
1		1	SWC025	SWITCH, light		1
2		2	TEL1000	TELEPHONE; handset.		3
1		1	TRO131	TROLLEY, dressing/instrument, stainless steel, buffered, 870H 450W 450D		3
2		2	TRU1000	TRUNKING; Power and Data trunking; length as drawn.		1
2		2	WKT1006L	WORKTOP; 720 high 800 deep 40mm thick; with 50mm upstand; length as drawn.		1

ADB	Room Data Sheet	B0705

Project:	11072	RHSC & DCN		
Department:	01	Key Rooms (Financial Close)		
Room:	B0705	Sleep Room		
Room Number:	3-C4-008		**Revision Date:**	18/09/2014

Activities:	1) Assessment and planning of treatment and/or operation may take place 2) Use of monitoring/diagnostic or therapeutic equipment 3) Rest and relaxation 4) Disposal of non-clinical waste 5) Therapeutic and clinical attention from healthcare staff 6) Clinical hand washing			
Personnel:	1 x patient 1 x staff			
Planning Relationships:	Control Room En-suite Parents Room			
Space Data:	**Area (m²):**		**Height (mm):**	2,700
	Refer to HLM-SZ-SL-SH-200-001 for room areas.			

Notes:

Refer to ME 571 series of drawings for access control (PCP 4.17)

Refer to HLM-SZ-00-PL-331-001 Anti-ligatureStrategy for anti-ligature provision

ADB	Room Environmental Data	B0705

Project:	11072	RHSC & DCN		
Department:	01	Key Rooms (Financial Close)		
Room:	B0705	Sleep Room		
Room Number:	3-C4-008		**Revision Date:**	18/09/2014

AIR	Requirements	Notes
Winter Temperature (DegC):		Permissible space temperature range (dry bulb) (degC) : 18 - 25
Summer Temperature (DegC):		
Mechanical Ventilation (Supply ac/hr):	4.0	Ventilation Type: Natural & Central Supply Air
Mechanical Ventilation (Extract ac/hr):		via ensuite
Pressure Relative to Adjoining Space:	Positive	
Filtration (%DSE and % Arrestance):	/	G4 - minimum
Humidity (%RH):		
General Notes:	Heating Type: Radiant Panels with TRV Remote Head Adj. Cooling: Comfort Cooled Fresh Air	

LIGHTING		
Service Illumination (Lux):	100	
Service Illumination Night (Lux):	5.0	
Local Illumination (Lux):	300.0	@ Bed/trolley 1450 AFFL
Colour Rendering Required:	Y	Colour rendering characteristics (Ra):80
Standby Lighting Grade:	A	Lighting of the level and quality equal or nearly equal to that provided by normal lighting
General Notes:	Control: Switch/Dimmer	

NOISE		
Privacy Factor Required (dB):		
Mechanical Services (NR):	30	Intrusive Noise: SHTM 08-01 noise intrusion from external noise sources is not given in NR values but instead in LAeq,1hr and LAmax,f.
Intrusive Noise (NR Leq):		40:daytime / 35:nightime (LAeq,1hr) and 45:nightime (LAmax,f).
***Acceptable Sound Level [L10dB(A)]:**		
***Speech Privacy Required:**	Y	
***Quality Which Cannot Be Tolerated:**		
(* alternative format)		
General Notes:	Refer to HLM 252 series of drawings for partition types and Acoustic Report (PCP 4.13)	

SAFETY		
Hot Surface Max. Temp (DegC):	43	
Hot Water Max. Temp (DegC):	41	
General Notes:	Maximum cold water discharge temperature (degC): 20	

FIRE

Enclosure:

Automatic Detection:

Refer to HLM 572 series of drawings and Fire Strategy Report (PCP 4.12)

ADB	Room Design Character	B0705

Project:	11072	RHSC & DCN		
Department:	01	Key Rooms (Financial Close)		
Room:	B0705	Sleep Room		
Room Number:	3-C4-008		**Revision Date:**	18/09/2014

Walls:	Refer to HLM 330 series of drawings
Floor:	Refer to HLM 330 series of drawings
Ceiling:	Refer to HLM 332 series of drawings
Doorsets:	Refer to HLM 322 series of drawings for location / type.
Windows:	Clear, solar control (East, South, West facing), privacy control
Internal Glazing:	Refer to HLM 322 series for door and screen types.
Hatch:	N/A

Notes:

ADB	Schedule of Components by Room	B0705

Project: 11072 RHSC & DCN
Department: C4 Sleep Lab
Room: B0705 Sleep Room
Room Number: 3-C4-008
Revision Date: 09/09/2014

Quantity					Alt. Code	Grp
New	Trans	Total	Code	Description		
1		1	BAS101	BASIN, medium, hospital pattern, vitreous china, no tap holes, no overflow, intefral back outlet, 500W 400D		1
1		1	BED013	BED Kings Fund; variable height; two-way tilt; adjustable backrest; bedstripper; on castors		3
1		1	BED2502	BED HEAD BUFFER; bed and wall protection; vertical; wall mounted.		1
1		1	BLI2500	Blind; total blackout boxed; length as indicated. Wipeable.		1
1		1	BOA022	BOARD; display/notice; magnetic; wall mounted; 900H 600W.		1
1		1	BRA004	BRACKET; holder; suction unit; trunking/rail mounted		2
1		1	BRA013	BRACKET; TV; height adjustable; wall mounted.		1
1		1	CAL043	PUSH BUTTON patient/staff call with socket for extension pear push; trunking mounted.		1
1		1	CAL047	PUSH BUTTON staff emergency call; reset and integral/adjacent indicator lamp; trunking mounted.		1
1		1	CAM2504	CAMERA; CCTV; pan/tilt/zoom; ceiling mounted.		5
1		1	CHA007	CHAIR; easy; with open arms; high back; upholstered, wipeable		3
1		1	CON2501	CONTROL UNIT; for sleep system.		3
1		1	DIS013	DISPENSER, paper towel, wall mounted		2
1		1	DIS030	DISPENSER, soap, disposable single cartridge, lever action, wall mounted		2
1		1	DIS2503	DISPENSER; alcohol gel; disposable single cartridge; wall mounted.		2
1		1	HOL005	HOLDER; bin; medium; capacity 70 litres; freestanding.		3
2		2	HOO024	HOOK; hat and coat; 1.		1
1		1	LIG005	LUMINAIRE, bedhead, dimmable, patient reading and general nursing care/examination		1
1		1	LOC002	LOCKER, bedside, 3 compartment, towel rail at rear, on castors, 902H 485W 485D		3
1		1	MAT004	MATTRESS; Kings Fund bed; standard backrest; 1955L 865W 125D		3
1		1	OUT005	SOCKET outlet, switched, 13amp, single		1
3		3	OUT010	SOCKET outlet, switched, 13amp, twin		1
5		5	OUT012	SOCKET outlet switched 13amp twin; trunking/pendant mounted.		1
3		3	OUT052	CONNECTION UNIT, switched, 13 amp		1
3		3	OUT121	SOCKET outlet; computer data; double.		1
1		1	OUT206	SOCKET outlet television aerial; single; wall mounted.		1
1		1	OUT2503	SOCKET; outlet switched 13amp double; ceiling mounted.		1
1		1	OUT2504	SOCKET; outlet data; ceiling mounted.		1
1		1	OUT452	OUTLET; 4 kPa compressed air medical; trunking mounted.		1
2		2	OUT471	OUTLET; oxygen medical; trunking mounted.		1
1		1	OUT476	OUTLET; vacuum medical; trunking mounted.		1
1		1	RAC362	RACK; catheter; vertical; 2 compartments; 420H 160W 65D		2
1		1	RAI130	RAIL, clinical equipment, wall mounted, 600mm		1
1		1	SOM2500	SOMNOSCREEN; sleep study system		5
1		1	SWC031	SWITCH; light; dimmer to M&E design.		1
1		1	TAB073	TABLE, overbed, cantilevered		3

ADB	Schedule of Components by Room	B0705

Project: 11072 RHSC & DCN
Department: C4 Sleep Lab
Room: B0705 Sleep Room
Room Number: 3-C4-008
Revision Date: 09/09/2014

Quantity					Alt. Code	Grp
New	Trans	Total	Code	Description		
1		1	TAP894	TAP bib; hospital pattern; integral thermostatic mixer; HTM64		1
1		1	TRO910	TROLLEY; dressing/instrument; stainless steel; buffered; 870H 450W 450D; 1 drawer		3
1		1	TRU1001	MEDICAL SERVICE TRUNKING; horizontal; length as drawn.		1
1		1	TVM2500	TV / monitor flat screen with DVD player		3
1		1	WAR900	WARDROBE; lockable; 2700H 750W 500D.		1
1		1	WAS100	WASTE, unslotted flush-grated, metal, 1.1/4 in		1
1		1	WAS1000	TRAP; concealed waste; for back outlet basins.		1

A47117341

ADB	Room Data Sheet	X1504

Project:	11072	RHSC & DCN		
Department:	01	Key Rooms (Financial Close)		
Room:	X1504	Patient Treatment Lounge		
Room Number:	3-D9-016		**Revision Date:**	18/09/2014

Activities:	1) Clinical examination and assessment in privacy 2) Patient may receive scalp cooling (cold cap) treatment, before and during administration of cytotoxic drugs 3) Administration of cytotoxic drugs by injection or intravenous drip 4) Clinical hand washing 5) Recording of patient data/notes 6) Use of computer by patient for therapeutic purposes 7) Patient may take meals or refreshments in bed, by the bed or in the sitting space 8) Patient records reviewed and recorded 9) Clinical discussions and non invasive procedures at the bedside 10) Use of piped medical gases, vacuum and associated equipment
Personnel:	5 x patients 1 x staff 5 x escorts
Planning Relationships:	Near main waiting room. Access to resuscitation facilities.

Space Data:	**Area (m^2):**		**Height (mm):**	2,700
	Refer to HLM-SZ-SL-SH-200-001 for room areas.			

Notes:

Refer to ME 571 series of drawings for access control (PCP 4.17)

Refer to HLM-SZ-00-PL-331-001 Anti-ligature Strategy for anti-ligature provision

ADB	Room Environmental Data	X1504

Project:	11072	RHSC & DCN		
Department:	01	Key Rooms (Financial Close)		
Room:	X1504	Patient Treatment Lounge		
Room Number:	3-D9-016		**Revision Date:**	18/09/2014

AIR	Requirements	Notes
Winter Temperature (DegC):		Permissible space temperature range (dry bulb) (degC) : 18 - 28
Summer Temperature (DegC):		
Mechanical Ventilation (Supply ac/hr):	10.0	Ventilation Type: Central Supply and Extract
Mechanical Ventilation (Extract ac/hr):		
Pressure Relative to Adjoining Space:	Positive	
Filtration (%DSE and % Arrestance):	/	F7 - minimum
Humidity (%RH):		
General Notes:	Heating Type: Radiant Panels with TRV Remote Head Adj. Cooling: Comfort Cooled Fresh Air	

LIGHTING		
Service Illumination (Lux):	500	
Service Illumination Night (Lux):		Not Applicable
Local Illumination (Lux):	1,000.0	@ Bed / Trolley 1450 AFFL
Colour Rendering Required:	Y	Colour rendering characteristics (Ra):80
Standby Lighting Grade:	A	Lighting of the level and quality equal or nearly equal to that provided by normal lighting
General Notes:	Control: Switch	

NOISE		
Privacy Factor Required (dB):		
Mechanical Services (NR):	35	Intrusive Noise: SHTM 08-01 noise intrusion from external noise sources is not given in NR values but instead in LAeq,1hr and LAmax,f.
Intrusive Noise (NR Leq):		40:daytime (LAeq,1hr)
***Acceptable Sound Level [L10dB(A)]:**		
***Speech Privacy Required:**	Y	
***Quality Which Cannot Be Tolerated:**		
(* alternative format)		
General Notes:	Refer to HLM 252 series of drawings for partition types and Acoustic Report (PCP 4.13)	

SAFETY		
Hot Surface Max. Temp (DegC):	43	
Hot Water Max. Temp (DegC):	41	
General Notes:	Maximum cold water discharge temperature (degC): 20	

FIRE

Enclosure:

Automatic Detection:

Refer to HLM 572 series of drawings and Fire Strategy Report (PCP 4.12)

ADB	Room Design Character	X1504

Project:	11072	RHSC & DCN
Department:	01	Key Rooms (Financial Close)
Room:	X1504	Patient Treatment Lounge
Room Number:	3-D9-016	**Revision Date:** 18/09/2014

Walls:	Refer to HLM 330 series of drawings
Floor:	Refer to HLM 330 series of drawings
Ceiling:	Refer to HLM 332 series of drawings
Doorsets:	Refer to HLM 322 series of drawings for location / type.
Windows:	Obscured, privacy control
Internal Glazing:	Refer to HLM 322 series for door and screen types.
Hatch:	N/A

Notes:

ADB	Schedule of Components by Room	X1504

Project: 11072 RHSC & DCN
Department: D9 Medical Day Care Unit - 5 Beds
Room: X1504 Patient Treatment Lounge
Room Number: 3-D9-016 **Revision Date:** 09/09/2014

Quantity					Alt. Code	Grp
New	Trans	Total	Code	Description		
1		1	BAS101	BASIN, medium, hospital pattern, vitreous china, no tap holes, no overflow, intefral back outlet, 500W 400D		1
4		4	CAL043	PUSH BUTTON patient/staff call with socket for extension pear push; trunking mounted.		1
4		4	CAL047	PUSH BUTTON staff emergency call; reset and integral/adjacent indicator lamp; trunking mounted.		1
8		8	CHA083	CHAIR, stacking, polypropylene, with back and seat pads		3
4		4	CHA091	CHAIR; easy; reclining; 1000H 630W 1880D		3
1		1	COM033	COMPUTER KEYBOARD		3
1		1	COM038	COMPUTER PRINTER, laser, A4, 250H 380W 385D		3
1		1	COM1000	COMPUTER MONITOR; TFT; Sunray digital flat panel display; desk top		3
1		1	DIS013	DISPENSER, paper towel, wall mounted		2
1		1	DIS030	DISPENSER, soap, disposable single cartridge, lever action, wall mounted		2
1		1	DIS2500	DISPENSER; danicentre; combined glove/apron.		2
4		4	DIS2503	DISPENSER; alcohol gel; disposable single cartridge; wall mounted.		2
2		2	HOL005	HOLDER; bin; medium; capacity 70 litres; freestanding.		3
4		4	LIG005	LUMINAIRE, bedhead, dimmable, patient reading and general nursing care/examination		1
4		4	LOC002	LOCKER, bedside, 3 compartment, towel rail at rear, on castors, 902H 485W 485D		3
1		1	OUT005	SOCKET outlet, switched, 13amp, single		1
2		2	OUT010	SOCKET outlet, switched, 13amp, twin		1
16		16	OUT012	SOCKET outlet switched 13amp twin; trunking/pendant mounted.		1
7		7	OUT131	SOCKET outlet double data/voice; wall/trunking mounted.		1
4		4	OUT471	OUTLET; oxygen medical; trunking mounted.		1
4		4	OUT476	OUTLET; vacuum medical; trunking mounted.		1
1		1	PRI015	PRINTER; label; portable		3
4		4	STA142	STAND; infusion; twin hook; breaks; mobile		3
2		2	SUP2501	SUPPORT LEG; for 720 high worktop		1
1		1	SWC025	SWITCH, light		1
4		4	TAB073	TABLE, overbed, cantilevered		3
1		1	TAP894	TAP bib; hospital pattern; integral thermostatic mixer; HTM64		1
1		1	TEL1000	TELEPHONE; handset.		3
4		4	TRA1003	TRACK; curtain; bed/trolley; length and shape as drawn.		1
2		2	TRO131	TROLLEY, dressing/instrument, stainless steel, buffered, 870H 450W 450D		3
4		4	TRU1001	MEDICAL SERVICE TRUNKING; horizontal; length as drawn.		1
1		1	WAS100	WASTE, unslotted flush-grated, metal, 1.1/4 in		1
1		1	WAS1000	TRAP; concealed waste; for back outlet basins.		1
1		1	WKT1006L	WORKTOP; 720 high 800 deep 40mm thick; with 50mm upstand; length as drawn.		1

ADB	Room Data Sheet	H0202-01

Project:	11072	RHSC & DCN		
Department:	01	Key Rooms (Financial Close)		
Room:	H0202-01	Workshop / Tutorial Room		
Room Number:	3-H3-001		**Revision Date:**	18/09/2014

Activities:	1) Use of Multimedia equipment 2) Use of laptop computer(s) 3) Colleagues /visitors received for training/observation purposes			
Personnel:	12-15 x persons Intermittent use			
Planning Relationships:				
Space Data:	**Area (m²):**		**Height (mm):**	2,700
	Refer to HLM-SZ-SL-SH-200-001 for room areas.			

Notes:

Refer to ME 571 series of drawings for access control (PCP 4.17)

Refer to HLM-SZ-00-PL-331-001 Anti-ligature Strategy for anti-ligature provision

ADB	Room Environmental Data	H0202-01

Project:	11072	RHSC & DCN
Department:	01	Key Rooms (Financial Close)
Room:	H0202-01	Workshop / Tutorial Room
Room Number:	3-H3-001	**Revision Date:** 18/09/2014

AIR	Requirements	Notes
Winter Temperature (DegC):		Permissible space temperature range (dry bulb) (degC) : 18 - 25
Summer Temperature (DegC):		
Mechanical Ventilation (Supply ac/hr):		Ventilation Type: Central Supply and Extract
Mechanical Ventilation (Extract ac/hr):		10 litres a second per person
Pressure Relative to Adjoining Space:	Balanced	
Filtration (%DSE and % Arrestance):	/	G4 - Minimum
Humidity (%RH):		

General Notes: Heating Type: Radiant Panels with TRV Remote Head Adj. Cooling: Ceiling Cassette - Chilled Water

LIGHTING		
Service Illumination (Lux):	300	@ Desk 750 - 850 AFFL
Service Illumination Night (Lux):		Not Applicable
Local Illumination (Lux):		None
Colour Rendering Required:	Y	Colour rendering characteristics (Ra):80
Standby Lighting Grade:	A	Lighting of the level and quality equal or nearly equal to that provided by normal lighting

General Notes: Control: Switch

NOISE		
Privacy Factor Required (dB):		
Mechanical Services (NR):	30	Intrusive Noise:
Intrusive Noise (NR Leq):		SHTM 08-01 noise intrusion from external noise sources is not given in NR values but instead in LAeq,1hr and LAmax,f.
		40:daytime (LAeq,1hr)
***Acceptable Sound Level [L10dB(A)]:**		
***Speech Privacy Required:**	N	
***Quality Which Cannot Be Tolerated:**		
(* alternative format)		

General Notes: Refer to HLM 252 series of drawings for partition types and Acoustic Report (PCP 4.13)

SAFETY		
Hot Surface Max. Temp (DegC):	43	
Hot Water Max. Temp (DegC):	41	

General Notes: Maximum cold water discharge temperature (degC): 20

FIRE

Enclosure:

Automatic Detection:

Refer to HLM 572 series of drawings and Fire Strategy Report (PCP 4.12)

ADB	Room Design Character	H0202-01

Project:	11072	RHSC & DCN		
Department:	01	Key Rooms (Financial Close)		
Room:	H0202-01	Workshop / Tutorial Room		
Room Number:	3-H3-001		**Revision Date:**	18/09/2014

Walls:	Refer to HLM 330 series of drawings
Floor:	Refer to HLM 330 series of drawings
Ceiling:	Refer to HLM 332 series of drawings
Doorsets:	Refer to HLM 322 series of drawings for location / type.
Windows:	Clear, solar control (East, South, West facing), privacy control Blinds will be required to darken room, full blackout is rarely required.
Internal Glazing:	Observation panel, one-way viewing from control room into tutorial room
Hatch:	N/A
Notes:	

ADB	Schedule of Components by Room	H0202-01

Project: 11072 RHSC & DCN
Department: H3 SPHERE (Clinical Education Suite)
Room: H0202-01 Workshop / Tutorial Room 3
Room Number: 3-H3-001 **Revision Date:** 09/09/2014

Quantity					Alt. Code	Grp
New	Trans	Total	Code	Description		
1		1	BAS101	BASIN, medium, hospital pattern, vitreous china, no tap holes, no overflow, intefral back outlet, 500W 400D		1
1		1	BED008	BED; Kings Fund; child; variable height; two-way tilt; adjustable backrest; on castors		3
1		1	BED2502	BED HEAD BUFFER; bed and wall protection; vertical; wall mounted.		1
1		1	BOA022	BOARD; display/notice; magnetic; wall mounted; 900H 600W.		1
1		1	BOA2507	BOARD; Interactive smartboard		2
1		1	BRA013	BRACKET; TV; height adjustable; wall mounted.		1
1		1	CAL047	PUSH BUTTON staff emergency call; reset and integral/adjacent indicator lamp; trunking mounted.		1
3		3	CAM031	CAMERA; CCTV; pan/tilt/zoom.		1
9		9	CHA017	CHAIR; upright; upholstered; stacking		3
1		1	CLO003	CLOCK synchronous with second sweep hand, wall mounted		1
1		1	COM2506	Laptop		3
1		1	COM908	Telemedicine package tandberg 770MXP wall mounted		5
2		2	CUP016	CUPBOARD, metal, 1 shelf, wall mounted, 600H 600W 300D.		1
2		2	CUP2509	CUPBOARD; base unit; LH door; lockable; 600mm.		1
1		1	DIS013	DISPENSER, paper towel, wall mounted		2
1		1	DIS024	DISPENSER, soap, wall mounted		2
1		1	DIS2500	DISPENSER; danicentre; combined glove/apron.		2
1		1	DIS2503	DISPENSER; alcohol gel; disposable single cartridge; wall mounted.		2
2		2	HOL005	HOLDER; bin; medium; capacity 70 litres; freestanding.		3
2		2	HOO024	HOOK; hat and coat; 1.		1
1		1	MON900	MONITOR; Low end monitor, general Ward /OPD use		3
1		1	OUT005	SOCKET outlet, switched, 13amp, single		1
2		2	OUT009	SOCKET outlet switched 13 amp twin; floor mounted.		1
4		4	OUT010	SOCKET outlet, switched, 13amp, twin		1
4		4	OUT012	SOCKET outlet switched 13amp twin; trunking/pendant mounted.		1
4		4	OUT131	SOCKET outlet double data/voice; wall/trunking mounted.		1
3		3	OUT2503	SOCKET; outlet switched 13amp double; ceiling mounted.		1
3		3	OUT2504	SOCKET; outlet data; ceiling mounted.		1
1		1	OUT2509	SOCKET; Telemedicine.		1
2		2	OUT452	OUTLET; 4 kPa compressed air medical; trunking mounted.		1
1		1	OUT476	OUTLET; vacuum medical; trunking mounted.		1
1		1	SIG2500	SIGN; vacant/engaged; wall mounted.		1
1		1	SWC025	SWITCH, light		1
1		1	TAB073	TABLE, overbed, cantilevered		3
2		2	TAB122	Table; committee; unit type; 720H 1400W 700D		3
1		1	TAP894	TAP bib; hospital pattern; integral thermostatic mixer; HTM64		1
1		1	TEL1000	TELEPHONE; handset.		3
2		2	TRO135	TROLLEY; Gratnell; dressing/instrument; 6 clear trays, stainless steel; buffered; 890H 510W 480D		3
1		1	TRU1001	MEDICAL SERVICE TRUNKING; horizontal; length as drawn.		1

ADB	Schedule of Components by Room	H0202-01

Project: 11072 RHSC & DCN
Department: H3 SPHERE (Clinical Education Suite)
Room: H0202-01
Room Number: 3-H3-001
Revision Date: 09/09/2014

Quantity					Alt. Code	Grp
New	Trans	Total	Code	Description		
1		1	TRU2500	TRUNKING; floor; length as drawn.		1
1		1	TRU2500	TRUNKING; floor; length as drawn.		1
1		1	WAS100	WASTE, unslotted flush-grated, metal, 1.1/4 in		1
1		1	WAS1000	TRAP; concealed waste; for back outlet basins.		1
1		1	WKT1006H	WORKTOP; 920 high 800 deep 40mm thick; with 50mm upstand; length as drawn.		1
1		1	WKT1006H	WORKTOP; 920 high 800 deep 40mm thick; with 50mm upstand; length as drawn.		1
1		1	WKT124	WORKTOP, cantilevered from wall, 1200W 550D.		1

A47117341

ADB	Room Design Character	L0102-03

Project:	11072	RHSC & DCN		
Department:	01	Key Rooms (Financial Close)		
Room:	L0102-03	Tissue Culture Store		
Room Number:	4-H1-016		**Revision Date:**	18/09/2014

Walls:	Refer to HLM 330 series of drawings
Floor:	Refer to HLM 330 series of drawings
Ceiling:	Refer to HLM 332 series of drawings
Doorsets:	Refer to HLM 322 series of drawings for location / type.
Windows:	Clear, solar control (East, South, West facing), privacy control.
Internal Glazing:	Refer to HLM 322 series for door and screen types.
Hatch:	N/A

Notes:

ADB	Room Environmental Data	L0102-03

Project:	11072	RHSC & DCN		
Department:	01	Key Rooms (Financial Close)		
Room:	L0102-03	Tissue Culture Store		
Room Number:	4-H1-016		**Revision Date:**	18/09/2014

AIR	Requirements	Notes
Winter Temperature (DegC):		Permissible space temperature range (dry bulb) (degC) : 18 - 25
Summer Temperature (DegC):		
Mechanical Ventilation (Supply ac/hr):	6.0	Ventilation Type: Central Supply and Extract
Mechanical Ventilation (Extract ac/hr):	6.0	
Pressure Relative to Adjoining Space:	Balanced	
Filtration (%DSE and % Arrestance):	/	F7 - Minimum
Humidity (%RH):		

General Notes: Heating Type: Radiant Panels with TRV Remote Head Adj. Cooling: Ceiling Cassette - Chilled Water

LIGHTING		
Service Illumination (Lux):	500	@ Desk 750 - 850 AFFL
Service Illumination Night (Lux):		Not Applicable
Local Illumination (Lux):		None
Colour Rendering Required:	Y	Colour rendering characteristics (Ra):80
Standby Lighting Grade:	A	Lighting of the level and quality equal or nearly equal to that provided by normal lighting

General Notes: Control: Switch

NOISE		
Privacy Factor Required (dB):		
Mechanical Services (NR):	40	Intrusive Noise: SHTM 08-01 noise intrusion from external noise sources is not given in NR values but instead in LAeq,1hr and LAmax,f.
Intrusive Noise (NR Leq):		45:daytime (LAeq,1hr)
***Acceptable Sound Level [L10dB(A)]:**		
***Speech Privacy Required:**	N	
***Quality Which Cannot Be Tolerated:**		
(* alternative format)		

General Notes: Refer to HLM 252 series of drawings for partition types and Acoustic Report (PCP 4.13)

SAFETY		
Hot Surface Max. Temp (DegC):	43	
Hot Water Max. Temp (DegC):	60	

General Notes: Maximum cold water discharge temperature (degC): 20

FIRE

Enclosure:

Automatic Detection:

Refer to HLM 572 series of drawings and Fire Strategy Report (PCP 4.12)

ADB	Schedule of Components by Room	L0102-03

Project: 11072 RHSC & DCN
Department: H1 Child Life & Health
Room: L0102-03 Tissue Culture Store
Room Number: 4-H1-016
Revision Date: 09/09/2014

Quantity					Alt. Code	Grp
New	Trans	Total	Code	Description		
1		1	BOA203	BOARD; combined magnetic display/whiteboard; dry-wipe; with pen holder; wall mounted; 1200H 1500W.		1
2		2	CAB200	CABINET: Class II tissue culture cabinet		1
1		1	CAS020	FIRST AID BOX		2
1		1	CEN004	CENTRIFUGE: Swingout rotor, refrigerated, bench top		3
1		1	COM031	COMPUTER: standard with keyboard and screen.		3
1		1	DIS013	DISPENSER, paper towel, wall mounted		2
1		1	DIS030	DISPENSER, soap, disposable single cartridge, lever action, wall mounted		2
2		2	INC021	INCUBATOR for cell culture (not babies)		3
2		2	LAB928	BENCH, laboratory, 1400W 800D		3
1		1	LSU003	SINK laboratory; 300H 450W 420D; HTM67/S3.		1
1		1	MIC040	MICROSCOPE: Conventional		3
1		1	MIC043	MICROSCOPE: Inverted		3
1		1	OUT005	SOCKET outlet, switched, 13amp, single		1
1		1	OUT006	SOCKET outlet unswitched 13amp single; wall mounted.		1
8		8	OUT010	SOCKET outlet, switched, 13amp, twin		1
1		1	OUT052	CONNECTION UNIT, switched, 13 amp		1
1		1	OUT131	SOCKET outlet double data/voice; wall/trunking mounted.		1
3		3	OUT452	OUTLET; 4 kPa compressed air medical; trunking mounted.		1
2		2	OUT471	OUTLET; oxygen medical; trunking mounted.		1
3		3	OUT476	OUTLET; vacuum medical; trunking mounted.		1
3		3	OUT491	OUTLET; carbon dioxide; trunking mounted.		1
1		1	REF904	FREEZER 600 X 600 X 850.		3
1		1	SNS753	SINKTOP; single bowl; no tap holes; no overflow; right hand integral ribbed drainer; stainless steel; 1200W 600D. HTM64STA		1
1		1	STF400	CABINET: Under bench cabinet with 1 drawer at top and cabinet with shelf beneath; on castors		3
1		1	SWC025	SWITCH, light		1
1		1	TAP419	TAP; Laboratory Nitrogen		1
2		2	TAP809	TAP, bib, lever, hospital pattern, pair hot and cold, 1/2 in.		1
1		1	TRU1000	TRUNKING; Power and Data trunking; length as drawn.		1
2		2	TRU1001	MEDICAL SERVICE TRUNKING; horizontal; length as drawn.		1
1		1	WAS051	WASH; eye; first aid; with mirror; wall mounted; 360H 250W 100D.		1
2		2	WAS102	WASTE, unslotted flush-grated, metal, 1.1/2 in		1
2		2	WAS108	TRAP, bottle, 1.1/2 in, plastic resealing		1
1		1	WKT1004H	WORKTOP; 920 high 800 deep, laboratory; length as drawn		1

ADB	Room Data Sheet	L0102-01

Project:	11072	RHSC & DCN		
Department:	01	Key Rooms (Financial Close)		
Room:	L0102-01	Molecular Biology Laboratory		
Room Number:	4-H1-018		**Revision Date:**	18/09/2014

Activities:	1) Use of laptop computer(s) 2) Sorting, batching and labelling/numbering specimens and processing request forms 3) Centrifugation of samples/specimens (urine, blood, fluids) 4) Short term storage of specimens 5) Preparation of slides for microscopy 6) Plating specimens for culture. 7) Processes and tests are recorded			
Personnel:	8 x staff 2 visitors			
Planning Relationships:				
Space Data:	**Area (m²):**		**Height (mm):**	2,700
	Refer to HLM-SZ-SL-SH-200-001 for room areas.			

Notes:

Refer to ME 571 series of drawings for access control (PCP 4.17)

Refer to HLM-SZ-00-PL-331-001 Anti-ligature Strategy for anti-ligature provision

ADB	Room Environmental Data	L0102-01

Project:	11072	RHSC & DCN
Department:	01	Key Rooms (Financial Close)
Room:	L0102-01	Molecular Biology Laboratory
Room Number:	4-H1-018	**Revision Date:** 18/09/2014

AIR	Requirements	Notes
Winter Temperature (DegC):		Permissible space temperature range (dry bulb) (degC) : 18 - 25
Summer Temperature (DegC):		
Mechanical Ventilation (Supply ac/hr):	6.0	Ventilation Type: Central Supply and Extract
Mechanical Ventilation (Extract ac/hr):	6.0	
Pressure Relative to Adjoining Space:	Balanced	
Filtration (%DSE and % Arrestance):	/	F7 - Minimum
Humidity (%RH):		

General Notes: Heating Type: Radiant Panels with TRV Remote Head Adj. Cooling: Ceiling Cassette - Chilled Water

LIGHTING		
Service Illumination (Lux):	500	@ Desk 750 - 850 AFFL
Service Illumination Night (Lux):		Not Applicable
Local Illumination (Lux):		None
Colour Rendering Required:	Y	Colour rendering characteristics (Ra):80
Standby Lighting Grade:	A	Lighting of the level and quality equal or nearly equal to that provided by normal lighting

General Notes: Control: Switch

NOISE		
Privacy Factor Required (dB):		
Mechanical Services (NR):	40	Intrusive Noise: SHTM 08-01 noise intrusion from external noise sources is not given in NR values but instead in LAeq,1hr and LAmax,f.
Intrusive Noise (NR Leq):		45:daytime (LAeq,1hr)
***Acceptable Sound Level [L10dB(A)]:**		
***Speech Privacy Required:**	N	
***Quality Which Cannot Be Tolerated:**		
(* alternative format)		

General Notes: Refer to HLM 252 series of drawings for partition types and Acoustic Report (PCP 4.13)

SAFETY		
Hot Surface Max. Temp (DegC):	43	
Hot Water Max. Temp (DegC):	60	

General Notes: Maximum cold water discharge temperature (degC): 20

FIRE

Enclosure:

Automatic Detection:

Refer to HLM 572 series of drawings and Fire Strategy Report (PCP 4.12)

ADB	Room Design Character	L0102-01

Project:	11072	RHSC & DCN		
Department:	01	Key Rooms (Financial Close)		
Room:	L0102-01	Molecular Biology Laboratory		
Room Number:	4-H1-018		**Revision Date:**	18/09/2014

Walls:	Refer to HLM 330 series of drawings
Floor:	Refer to HLM 330 series of drawings
Ceiling:	Refer to HLM 332 series of drawings
Doorsets:	Refer to HLM 322 series of drawings for location / type.
Windows:	Clear. Blackout blinds will be required to darken room.
Internal Glazing:	Refer to HLM 322 series for door and screen types.
Hatch:	N/A
Notes:	

ADB	Room Data Sheet	L0102-03

Project:	11072	RHSC & DCN		
Department:	01	Key Rooms (Financial Close)		
Room:	L0102-03	Tissue Culture Store		
Room Number:	4-H1-016		**Revision Date:**	18/09/2014

Activities:	1) Use of computer workstation(s) 2) Recording of test results 3) Processes and tests are recorded 4) Plating specimens for culture. 5) Preparation of slides for microscopy 6) Short term storage of specimens 7) Centrifugation of samples/specimens (urine, blood, fluids) 8) Sorting, batching and labelling/numbering specimens and processing request forms			
Personnel:	2 x staff			
Planning Relationships:				
Space Data:	**Area (m²):**		**Height (mm):**	2,400
	Refer to HLM-SZ-SL-SH-200-001 for room areas.			

Notes:

Refer to ME 571 series of drawings for access control (PCP 4.17)

Refer to HLM-SZ-00-PL-331-001 Anti-ligature Strategy for anti-ligature provision

ADB	Schedule of Components by Room	L0102-01

Project: 11072 RHSC & DCN
Department: H1 Child Life & Health
Room: L0102-01 Molecular Biology Laboratory
Room Number: 4-H1-018
Revision Date: 09/09/2014

Quantity					Alt. Code	Grp
New	Trans	Total	Code	Description		
1		1	AUT900	Autoclave		1
1		1	BAS101	BASIN, medium, hospital pattern, vitreous china, no tap holes, no overflow, intefral back outlet, 500W 400D		1
1		1	BIN023	BIN; flammable waste; hinged lid. Complies with HTM83/1983 and BS476PT 7 (1971) for class '0' fire retardancy		3
1		1	BLI2500	Blind; total blackout boxed; length as indicated. Wipeable.		1
1		1	BOA027	BOARD; marker/display; whiteboard; magnetic; dry-wipe; with pen holder; wall mounted; 1200H 1800W.		1
1		1	CAB300	POISONS CABINET: Large, under bench		3
1		1	CAS020	FIRST AID BOX		2
2		2	CEN003	CENTRIFUGE bench mounted; 300H 420W 490D		3
1		1	CEN004	CENTRIFUGE: Swingout rotor, refrigerated, bench top		3
1		1	CEN012	CENTRIFUGE: refrigerated, large, bench top		3
1		1	CEN023	MIKRO CENTRIFUGE		3
1		1	CLO003	CLOCK synchronous with second sweep hand, wall mounted		1
3		3	COM031	COMPUTER: standard with keyboard and screen.		3
2		2	CUP031	CUPBOARD; 1 shelf; on plinth; 800H 1200W 500D.		1
6		6	CUP1001	CUPBOARD, mobile, 1 shelf, specialist laboratory		3
1		1	CUP142	CUPBOARD; fume; with extract; bench mounted; 1050H 1000W 750D.		1
2		2	CUP2997	CUPBOARD, flammable store, ducted to CUP142		1
1		1	DIS011	DISPENSER, barrier cream, disposable single cartridge, wall mounted		2
1		1	DIS013	DISPENSER, paper towel, wall mounted		2
1		1	DIS030	DISPENSER, soap, disposable single cartridge, lever action, wall mounted		2
1		1	DIS2503	DISPENSER; alcohol gel; disposable single cartridge; wall mounted.		2
2		2	HOL005	HOLDER; bin; medium; capacity 70 litres; freestanding.		3
10		10	HOO024	HOOK; hat and coat; 1.		1
1		1	INC020	INCUBATOR: heated, benchtop, with shaker platform		3
1		1	LAB110	STILL; distilled water; with storage tank, wall mounted; 1095H 375W 440D		2
1		1	LAB208	PLATE READER		3
2		2	LAB400	FREEZER; Laboratory, under bench		3
1		1	LAB500	DRYING OVEN; bench top		3
1		1	LAB600	WATER BATH: heated		3
2		2	MIC040	MICROSCOPE: Conventional		3
1		1	MIC041	MICROSCOPE: Multi-header for instruction with camera and computer		3
1		1	MIC042	MICROSCOPE: Time Lapse		3
1		1	NAN010	NANODROP		3
1		1	OUT005	SOCKET outlet, switched, 13amp, single		1
12		12	OUT006	SOCKET outlet unswitched 13amp single; wall mounted.		1
17		17	OUT010	SOCKET outlet, switched, 13amp, twin		1
10		10	OUT052	CONNECTION UNIT, switched, 13 amp		1
9		9	OUT121	SOCKET outlet; computer data; double.		1
1		1	OUT131	SOCKET outlet double data/voice; wall/trunking mounted.		1

ADB	Schedule of Components by Room	L0102-01

Project: 11072 RHSC & DCN
Department: H1 Child Life & Health
Room: L0102-01 Molecular Biology Laboratory
Room Number: 4-H1-018
Revision Date: 09/09/2014

Quantity					Alt. Code	Grp
New	Trans	Total	Code	Description		
2		2	OUT315	OUTLET, drinking water for equipment		1
1		1	OUT341	OUTLET, drainage, anti-syphon		1
3		3	OUT452	OUTLET; 4 kPa compressed air medical; trunking mounted.		1
1		1	OUT471	OUTLET; oxygen medical; trunking mounted.		1
3		3	OUT476	OUTLET; vacuum medical; trunking mounted.		1
1		1	PCR010	PCR MACHINE		3
1		1	RAC500	RACK UNIT; metal; shelves with dividers, shelves to be height adjustable		3
1		1	REF032	FREEZER upright -20 deg.C; Panasonic MDF-U700VX-PE; 2010H 1010W 870D		3
1		1	REF105	ICE MACHINE: under bench, plumbed in		2
1		1	REF200	REFRIGERATOR: upright		3
1		1	RTM010	REAL TIME MACHINE		3
1		1	SHE902	SHELF, with supports from island units, 2no each side		1
2		2	SHE903	SHELF, 2no, with supports		1
2		2	SIG900	SIGN; door; vacant/engaged & names slot		1
2		2	SNS753	SINKTOP; single bowl; no tap holes; no overflow; right hand integral ribbed drainer; stainless steel; 1200W 600D. HTM64STA		1
1		1	SPI300	SPILL KIT		3
1		1	SPI301	RADIATION SPILL KIT		3
7		7	STO023	STOOL; laboratory; complete with footring		3
17		17	SUP2500	SUPPORT LEG; for 920 high worktop		1
1		1	SWC025	SWITCH, light		1
1		1	TAP022	TAP, laboratory, cold water		1
1		1	TAP023	TAP, laboratory, hot water		1
1		1	TAP419	TAP; Laboratory Nitrogen		1
2		2	TAP809	TAP, bib, lever, hospital pattern, pair hot and cold, 1/2 in.		1
1		1	TAP894	TAP bib; hospital pattern; integral thermostatic mixer; HTM64		1
1		1	TEL2500	TELEPHONE; handset, wall mounted.		2
3		3	TRU1000	TRUNKING; Power and Data trunking; length as drawn.		1
1		1	TRU1001	MEDICAL SERVICE TRUNKING; horizontal; length as drawn.		1
1		1	WAS021	GLASSWASHER - either under bench or bench top		2
1		1	WAS051	WASH; eye; first aid; with mirror; wall mounted; 360H 250W 100D.		1
1		1	WAS100	WASTE, unslotted flush-grated, metal, 1.1/4 in		1
3		3	WAS102	WASTE, unslotted flush-grated, metal, 1.1/2 in		1
3		3	WAS108	TRAP, bottle, 1.1/2 in, plastic resealing		1
6		6	WKT1004H	WORKTOP; 920 high 800 deep, laboratory; length as drawn		1
1		1	WKT304	WORKTOP; dished; stainless steel; with right hand sink bowl; cantilevered from wall; 1500W 650D.		1

ADB	Room Data Sheet	L0102-02

Project:	11072	RHSC & DCN		
Department:	01	Key Rooms (Financial Close)		
Room:	L0102-02	Physiology Laboratory		
Room Number:	4-H1-027		**Revision Date:**	18/09/2014

Activities:	1) Use of laptop computer(s) 2) Use of computer workstation(s) 3) Clinical hand washing 4) Processes and tests are recorded 5) Sorting, batching and labelling/numbering specimens and processing request forms 6) Centrifugation of samples/specimens (urine, blood, fluids) 7) Short term storage of specimens 8) Preparation of slides for microscopy 9) Plating specimens for culture. 10) Recording of test results			
Personnel:	8 x staff 2 visitors			
Planning Relationships:				
Space Data:	**Area (m²):**		**Height (mm):**	2,700
	Refer to HLM-SZ-SL-SH-200-001 for room areas.			

Notes:

Refer to ME 571 series of drawings for access control (PCP 4.17)

Refer to HLM-SZ-00-PL-331-001 Anti-ligature Strategy for anti-ligature provision

ADB	Room Environmental Data	L0102-02

Project:	11072	RHSC & DCN		
Department:	01	Key Rooms (Financial Close)		
Room:	L0102-02	Physiology Laboratory		
Room Number:	4-H1-027		**Revision Date:**	18/09/2014

AIR	Requirements	Notes
Winter Temperature (DegC):		Permissible space temperature range (dry bulb) (degC) : 18 - 25
Summer Temperature (DegC):		
Mechanical Ventilation (Supply ac/hr):	6.0	Ventilation Type: Central Supply and Extract
Mechanical Ventilation (Extract ac/hr):	6.0	
Pressure Relative to Adjoining Space:	Balanced	
Filtration (%DSE and % Arrestance):	/	F7 - Minimum
Humidity (%RH):		

General Notes: Heating Type: Radiant Panels with TRV Remote Head Adj. Cooling: Coeiling Cassette - Chilled Water

LIGHTING		
Service Illumination (Lux):	500	@ Desk 750 - 850 AFFL
Service Illumination Night (Lux):		Not Applicable
Local Illumination (Lux):		None
Colour Rendering Required:	Y	Colour rendering characteristics (Ra):80
Standby Lighting Grade:	A	Lighting of the level and quality equal or nearly equal to that provided by normal lighting

General Notes: Control: Switch

NOISE		
Privacy Factor Required (dB):		
Mechanical Services (NR):	40	Intrusive Noise: SHTM 08-01 noise intrusion from external noise sources is not given in NR values but instead in LAeq,1hr and LAmax,f.
Intrusive Noise (NR Leq):		45:daytime (LAeq,1hr)
***Acceptable Sound Level [L10dB(A)]:**		
***Speech Privacy Required:**	N	
***Quality Which Cannot Be Tolerated:**		
(* alternative format)		

General Notes: Refer to HLM 252 series of drawings for partition types and Acoustic Report (PCP 4.13)

SAFETY		
Hot Surface Max. Temp (DegC):	43	
Hot Water Max. Temp (DegC):	60	

General Notes: Maximum cold water discharge temperature (degC): 20

FIRE

Enclosure:

Automatic Detection:

Refer to HLM 572 series of drawings and Fire Strategy Report (PCP 4.12)

ADB	Room Design Character	L0102-02

Project:	11072	RHSC & DCN
Department:	01	Key Rooms (Financial Close)
Room:	L0102-02	Physiology Laboratory
Room Number:	4-H1-027	**Revision Date:** 18/09/2014

Walls:	Refer to HLM 330 series of drawings
Floor:	Refer to HLM 330 series of drawings
Ceiling:	Refer to HLM 332 series of drawings
Doorsets:	Refer to HLM 322 series of drawings for location / type.
Windows:	Clear. Blackout blinds will be required to darken room.
Internal Glazing:	Refer to HLM 322 series for door and screen types.
Hatch:	N/A
Notes:	

ADB	Schedule of Components by Room	L0102-02

Project: 11072 RHSC & DCN
Department: H1 Child Life & Health
Room: L0102-02 Physiological Laboratory
Room Number: 4-H1-027
Revision Date: 09/09/2014

Quantity					Alt. Code	Grp
New	Trans	Total	Code	Description		
1		1	BAS101	BASIN, medium, hospital pattern, vitreous china, no tap holes, no overflow, intefral back outlet, 500W 400D		1
1		1	BIN023	BIN; flammable waste; hinged lid. Complies with HTM83/1983 and BS476PT 7 (1971) for class '0' fire retardancy		3
2		2	BLI2500	Blind; total blackout boxed; length as indicated. Wipeable.		1
1		1	BOA027	BOARD; marker/display; whiteboard; magnetic; dry-wipe; with pen holder; wall mounted; 1200H 1800W.		1
1		1	CAB301	POISONS CABINET: Small, wall mounted		2
1		1	CAS020	FIRST AID BOX		2
2		2	CEN003	CENTRIFUGE bench mounted; 300H 420W 490D		3
1		1	CLO003	CLOCK synchronous with second sweep hand, wall mounted		1
2		2	COM031	COMPUTER: standard with keyboard and screen.		3
16		16	CUP1001	CUPBOARD, mobile, 1 shelf, specialist laboratory		3
2		2	CUP1003	CUPBOARD, mobile, with 4 drawer, specialist laboratory		3
1		1	CUP142	CUPBOARD; fume; with extract; bench mounted; 1050H 1000W 750D.		1
1		1	DIS011	DISPENSER, barrier cream, disposable single cartridge, wall mounted		2
1		1	DIS013	DISPENSER, paper towel, wall mounted		2
1		1	DIS030	DISPENSER, soap, disposable single cartridge, lever action, wall mounted		2
2		2	HOL005	HOLDER; bin; medium; capacity 70 litres; freestanding.		3
7		7	HOO024	HOOK; hat and coat; 1.		1
2		2	LAB400	FREEZER; Laboratory, under bench		3
1		1	MIC040	MICROSCOPE: Conventional		3
1		1	OUT005	SOCKET outlet, switched, 13amp, single		1
7		7	OUT006	SOCKET outlet unswitched 13amp single; wall mounted.		1
22		22	OUT010	SOCKET outlet, switched, 13amp, twin		1
7		7	OUT052	CONNECTION UNIT, switched, 13 amp		1
3		3	OUT121	SOCKET outlet; computer data; double.		1
1		1	OUT131	SOCKET outlet double data/voice; wall/trunking mounted.		1
1		1	OUT315	OUTLET, drinking water for equipment		1
1		1	OUT341	OUTLET, drainage, anti-syphon		1
3		3	OUT452	OUTLET; 4 kPa compressed air medical; trunking mounted.		1
3		3	OUT476	OUTLET; vacuum medical; trunking mounted.		1
1		1	PCR010	PCR MACHINE		3
1		1	REF032	FREEZER upright -20 deg.C; Panasonic MDF-U700VX-PE; 2010H 1010W 870D		3
1		1	REF105	ICE MACHINE: under bench, plumbed in		2
1		1	SHE902	SHELF, with supports from island units, 2no each side		1
2		2	SHE903	SHELF, 2no, with supports		1
1		1	SIG900	SIGN; door; vacant/engaged & names slot		1
2		2	SNS753	SINKTOP; single bowl; no tap holes; no overflow; right hand integral ribbed drainer; stainless steel; 1200W 600D. HTM64STA		1
1		1	SPI301	RADIATION SPILL KIT		3

A47117341

ADB	Schedule of Components by Room	L0102-02

Project: 11072 RHSC & DCN
Department: H1 Child Life & Health
Room: L0102-02 Physiological Laboratory
Room Number: 4-H1-027
Revision Date: 09/09/2014

Quantity					Alt. Code	Grp
New	Trans	Total	Code	Description		
7		7	STO023	STOOL; laboratory; complete with footring		3
17		17	SUP2500	SUPPORT LEG; for 920 high worktop		1
1		1	SWC025	SWITCH, light		1
1		1	TAP022	TAP, laboratory, cold water		1
1		1	TAP023	TAP, laboratory, hot water		1
1		1	TAP809	TAP, bib, lever, hospital pattern, pair hot and cold, 1/2 in.		1
1		1	TAP894	TAP bib; hospital pattern; integral thermostatic mixer; HTM64		1
1		1	TEL2500	TELEPHONE; handset, wall mounted.		2
5		5	TRU1000	TRUNKING; Power and Data trunking; length as drawn.		1
1		1	TRU1001	MEDICAL SERVICE TRUNKING; horizontal; length as drawn.		1
1		1	WAS051	WASH; eye; first aid; with mirror; wall mounted; 360H 250W 100D.		1
1		1	WAS100	WASTE, unslotted flush-grated, metal, 1.1/4 in		1
1		1	WAS1000	TRAP; concealed waste; for back outlet basins.		1
2		2	WAS102	WASTE, unslotted flush-grated, metal, 1.1/2 in		1
2		2	WAS108	TRAP, bottle, 1.1/2 in, plastic resealing		1
6		6	WKT1004H	WORKTOP; 920 high 800 deep, laboratory; length as drawn		1

A47117341

ADB	Room Data Sheet	X0242-04

Project:	11072	RHSC & DCN		
Department:	01	Key Rooms (Financial Close)		
Room:	X0242-04	Treatment: double-sided couch access (Mental Health)		
Room Number:	G-A1-015		**Revision Date:**	18/09/2014

Activities:	1) Invasive clinical procedures from side of couch 2) Dressing / undressing in privacy 3) Clinical handwashing 4) Assessment / updating of electronic patient records (EPRs) 5) Use of mobile diagnostic and therapeutic equipment			
Personnel:	1 x patient 2 x staff 2 x escorts			
Planning Relationships:	Close to a clean utility room. Close to a dirty utility room.			
Space Data:	**Area (m²):**		**Height (mm):**	3,000
	Refer to HLM-SZ-SL-SH-200-001 for room areas.			

Notes:

Refer to ME 571 series of drawings for access control (PCP 4.17)

Refer to HLM-SZ-00-PL-331-001 Anti-ligature Strategy for anti-ligature provision

ADB	Room Environmental Data	X0242-04

Project:	11072	RHSC & DCN		
Department:	01	Key Rooms (Financial Close)		
Room:	X0242-04	Treatment: double-sided couch access (Mental Health)		
Room Number:	G-A1-015		**Revision Date:**	18/09/2014

AIR	Requirements	Notes
Winter Temperature (DegC):		Permissible space temperature range (dry bulb) (degC) : 18 - 28
Summer Temperature (DegC):		
Mechanical Ventilation (Supply ac/hr):	10.0	Ventilation Type: Central Supply Air
Mechanical Ventilation (Extract ac/hr):		
Pressure Relative to Adjoining Space:	Positive	
Filtration (%DSE and % Arrestance):	/	F7 - minimum
Humidity (%RH):		
General Notes:	Heating Type: Radiant Panels with TRV Remote Head Adj. Cooling: Comfort Cooled Fresh Air	

LIGHTING		
Service Illumination (Lux):	500	
Service Illumination Night (Lux):		Not Applicable
Local Illumination (Lux):	1,000.0	@ Bed/trolley 1450 AFFL
Colour Rendering Required:	Y	Colour rendering characteristics (Ra):80
Standby Lighting Grade:	A	Lighting of the level and quality equal or nearly equal to that provided by normal lighting
General Notes:	Control: Switch	

NOISE		
Privacy Factor Required (dB):		
Mechanical Services (NR):	35	Intrusive Noise: SHTM 08-01 noise intrusion from external noise sources is not given in NR values but instead in LAeq,1hr and LAmax,f.
Intrusive Noise (NR Leq):		40:daytime (LAeq,1hr)
***Acceptable Sound Level [L10dB(A)]:**		
***Speech Privacy Required:**	Y	
***Quality Which Cannot Be Tolerated:**		
(* alternative format)		
General Notes:	Refer to HLM 252 series of drawings for partition types and Acoustic Report (PCP 4.13)	

SAFETY		
Hot Surface Max. Temp (DegC):	43	
Hot Water Max. Temp (DegC):	41	
General Notes:	Maximum cold water discharge temperature (degC): 20	

FIRE

Enclosure:

Automatic Detection:

Refer to HLM 572 series of drawings and Fire Strategy Report (PCP 4.12)

ADB	Room Design Character	X0242-04

Project:	11072	RHSC & DCN		
Department:	01	Key Rooms (Financial Close)		
Room:	X0242-04	Treatment: double-sided couch access (Mental Health)		
Room Number:	G-A1-015		**Revision Date:**	18/09/2014

Walls:	Refer to HLM 330 series of drawings
Floor:	Refer to HLM 330 series of drawings
Ceiling:	Refer to HLM 332 series of drawings
Doorsets:	Refer to HLM 322 series of drawings for location / type.
Windows:	N/A or Clear, solar control, privacy control.
Internal Glazing:	Refer to HLM 322 series for door and screen types.
Hatch:	N/A

Notes:

ADB	Schedule of Components by Room	X0242-04

Project: 11072 RHSC & DCN
Department: A1 Emergency Department
Room: X0242-04 Treatment Room 11: Dual Access (Mental Health)
Room Number: G-A1-015 **Revision Date:** 09/09/2014

Quantity					Alt. Code	Grp
New	Trans	Total	Code	Description		
2		2	ALA001	PUSH BUTTON, security alarm		1
1		1	BED2502	BED HEAD BUFFER; bed and wall protection; vertical; wall mounted.		1
1		1	CAL043	PUSH BUTTON patient/staff call with socket for extension pear push; trunking mounted.		1
1		1	CAL047	PUSH BUTTON staff emergency call; reset and integral/adjacent indicator lamp; trunking mounted.		1
3		3	CHA017	CHAIR; upright; upholstered; stacking		3
1		1	CLO003	CLOCK synchronous with second sweep hand, wall mounted		1
1		1	MON902	MONITOR; Mid range use in Recovery & HDU.		3
1		1	OUT005	SOCKET outlet, switched, 13amp, single		1
1		1	OUT010	SOCKET outlet, switched, 13amp, twin		1
2		2	OUT012	SOCKET outlet switched 13amp twin; trunking/pendant mounted.		1
2		2	OUT121	SOCKET outlet; computer data; double.		1
1		1	OUT452	OUTLET; 4 kPa compressed air medical; trunking mounted.		1
1		1	OUT471	OUTLET; oxygen medical; trunking mounted.		1
1		1	OUT476	OUTLET; vacuum medical; trunking mounted.		1
3		3	SEA024	SEAT, tip-up, wall mounted, 400 W 400D		1
1		1	STA2504	STAND; Roll stand for monitor		3
1		1	SWC025	SWITCH, light		1
1		1	TRO282	TROLLEY PATIENT; accident; image top; with tilt and brakes; 540-1000H 740W 2110D		3
1		1	TRU1000	TRUNKING; Power and Data trunking; length as drawn.		1
1		1	TRU1001	MEDICAL SERVICE TRUNKING; horizontal; length as drawn.		1

ADB	Room Data Sheet	X0242-05

Project:	11072	RHSC & DCN		
Department:	01	Key Rooms (Financial Close)		
Room:	X0242-05	Resuscitation Room: 2 places		
Room Number:	G-A1-028		**Revision Date:**	18/09/2014

Activities:	1) Therapeutic and clinical attention from healthcare staff 2) Patient may require assistance during the activities 3) Clinical hand washing 4) Assessment / updating of electronic patient records (EPRs) 5) Use of computer workstation(s) 6) Use of Telephone 7) Use of call systems 8) Medical and nursing procedures requiring all sides access to patient whilst 1-4 staff using mobile equipment 9) Use of Imaging x-ray equipment			
Personnel:	2 x patients 6 x staff (up to 12) 4 x escort			
Planning Relationships:				
Space Data:	**Area (m^2):**		**Height (mm):**	3,000
	Refer to HLM-SZ-SL-SH-200-001 for room areas.			

Notes:

Refer to ME 571 series of drawings for access control (PCP 4.17)

Refer to HLM-SZ-00-PL-331-001 Anti-ligature Strategy for anti-ligature provision

ADB	Room Environmental Data	X0242-05

Project:	11072	RHSC & DCN
Department:	01	Key Rooms (Financial Close)
Room:	X0242-05	Resuscitation Room: 2 places
Room Number:	G-A1-028	**Revision Date:** 18/09/2014

AIR	Requirements	Notes
Winter Temperature (DegC):		Permissible space temperature range (dry bulb) (degC) : 21 - 25
Summer Temperature (DegC):		
Mechanical Ventilation (Supply ac/hr):	10.0	Ventilation Type: Central Supply and Extract
Mechanical Ventilation (Extract ac/hr):	6.0	
Pressure Relative to Adjoining Space:	Positive	
Filtration (%DSE and % Arrestance):	/	G4 - minimum
Humidity (%RH):		
General Notes:	Heating Type: Radiant Panels with TRV Remote Head Adj. Cooling: Comfort Cooled Fresh Air	

LIGHTING		
Service Illumination (Lux):	500	
Service Illumination Night (Lux):		Not Applicable
Local Illumination (Lux):	1,000.0	@ Bed/trolley 1450 AFFL
Colour Rendering Required:	Y	Colour rendering characteristics (Ra):80
Standby Lighting Grade:	A	Lighting of the level and quality equal or nearly equal to that provided by normal lighting
General Notes:	Control: Switch	

NOISE		
Privacy Factor Required (dB):		
Mechanical Services (NR):	30	Intrusive Noise: SHTM 08-01 noise intrusion from external noise sources is not given in NR values but instead in LAeq,1hr and LAmax,f.
Intrusive Noise (NR Leq):		45:daytime (LAeq,1hr)
***Acceptable Sound Level [L10dB(A)]:**		
***Speech Privacy Required:**	Y	
***Quality Which Cannot Be Tolerated:**		
(* alternative format)		
General Notes:	Refer to HLM 252 series of drawings for partition types and Acoustic Report (PCP 4.13)	

SAFETY		
Hot Surface Max. Temp (DegC):	43	
Hot Water Max. Temp (DegC):	41	
General Notes:	Maximum cold water discharge temperature (degC): 20	

FIRE

Enclosure:

Automatic Detection:

Refer to HLM 572 series of drawings and Fire Strategy Report (PCP 4.12)

ADB	Room Design Character	X0242-05

Project:	11072	RHSC & DCN		
Department:	01	Key Rooms (Financial Close)		
Room:	X0242-05	Resuscitation Room: 2 places		
Room Number:	G-A1-028		**Revision Date:**	18/09/2014

Walls:	Refer to HLM 330 series of drawings
Floor:	Refer to HLM 330 series of drawings
Ceiling:	Refer to HLM 332 series of drawings
Doorsets:	Refer to HLM 322 series of drawings for location / type.
Windows:	Clear, solar control (East, South, West facing), privacy control, high level
Internal Glazing:	Refer to HLM 322 series for door and screen types.
Hatch:	N/A

Notes:

ADB	Schedule of Components by Room	X0242-05

Project: 11072 RHSC & DCN
Department: A1 Emergency Department
Room: X0242-05 Resuscitation Room: 2 places
Room Number: G-A1-028 **Revision Date:** 09/09/2014

Quantity					Alt. Code	Grp
New	Trans	Total	Code	Description		
1		1	ALA001	PUSH BUTTON, security alarm		1
2		2	ANA001	ANAESTHETIC MACHINE/WORKSTATION electrically powered piston ventilator, mobile, 1350H 750W 650D		3
2		2	BAS101	BASIN, medium, hospital pattern, vitreous china, no tap holes, no overflow, intefral back outlet, 500W 400D		1
2		2	BIN2503	BIN; sharps disposal		3
4		4	BOA034	BOARD; marker; whiteboard; dry-wipe; with pen holder; wall mounted; 600H 900W.		1
1		1	CAB950	CONSOLE, X-ray , specialist.		5
1		1	CAL047	PUSH BUTTON staff emergency call; reset and integral/adjacent indicator lamp; trunking mounted.		1
6		6	CHA017	CHAIR; upright; upholstered; stacking		3
2		2	CLO003	CLOCK synchronous with second sweep hand, wall mounted		1
2		2	COM033	COMPUTER KEYBOARD		3
2		2	COM1000	COMPUTER MONITOR; TFT; Sunray digital flat panel display; desk top		3
2		2	COM2509	INTERCOM two way communication system; wall mounted (flush).		1
1		1	CUP2569	Generator Cabinet.		5
2		2	DIS013	DISPENSER, paper towel, wall mounted		2
2		2	DIS030	DISPENSER, soap, disposable single cartridge, lever action, wall mounted		2
2		2	DIS2500	DISPENSER; danicentre; combined glove/apron.		2
1		1	DIS2503	DISPENSER; alcohol gel; disposable single cartridge; wall mounted.		2
4		4	HOL005	HOLDER; bin; medium; capacity 70 litres; freestanding.		3
2		2	INF001	INFUSION volumetric pump; 356H 178W 178D		3
1		1	LIG074	ILLUMINATED SIGN DO NOT ENTER		1
1		1	LIG074	ILLUMINATED SIGN DO NOT ENTER		1
2		2	LIG081	LUMINAIRE fitted with single fluorescent lamp with switch; below drug cupboard; 8watt; 400mm.		1
2		2	MON904	MONITOR; High end multi-functionality for ITU/Theatre/High Acuity		3
2		2	MON906	MONITOR; Clinical slave		2
2		2	MSC127	CABINET top; 600mm facing; (600x400 inserts); with formed plastic liners; 1 door hinged right; wall mounted.		1
2		2	MSC128	CABINET top; 600mm facing; (600x400 inserts); with formed plastic liners; 1 door hinged left; wall mounted.		1
4		4	MSC981	CABINET base; 600mm facing; (600x400 inserts); with formed plastic liners; vertical tambour front; on plinth; o/a height 880		1
4		4	MST001	TROLLEY; single open frame; with handle; up to 5 sets of runners; 600mm facing; approx 850H 730W 450D		3
4		4	MST005	TROLLEY; half size open frame; up to 5 sets of runners; 400mm facing; approx 850H 450W 350D		3
2		2	OUT005	SOCKET outlet, switched, 13amp, single		1
2		2	OUT006	SOCKET outlet unswitched 13amp single; wall mounted.		1
13		13	OUT010	SOCKET outlet, switched, 13amp, twin		1
16		16	OUT012	SOCKET outlet switched 13amp twin; trunking/pendant mounted.		1
2		2	OUT050	OUTLET, controlled drugs cupboard		1
2		2	OUT059	CONNECTION UNIT switched 13amp, indicator light		1

ADB	Schedule of Components by Room	X0242-05

Project: 11072 RHSC & DCN
Department: A1 Emergency Department
Room: X0242-05 Resuscitation Room: 2 places
Room Number: G-A1-028 **Revision Date:** 09/09/2014

Quantity					Alt. Code	Grp
New	Trans	Total	Code	Description		
8		8	OUT121	SOCKET outlet; computer data; double.		1
8		8	OUT131	SOCKET outlet double data/voice; wall/trunking mounted.		1
2		2	OUT210	SOCKET outlet two-way communication system (intercom), wall mounted		1
4		4	OUT453	OUTLET, 4kPa compressed air, medical		1
4		4	OUT461	OUTLET, nitrous oxide, medical		1
8		8	OUT470	OUTLET, oxygen, medical		1
4		4	OUT475	OUTLET, vacuum, medical		1
4		4	OUT480	OUTLET, gas scavenging (AGS), medical		1
4		4	PEN900	PENDANT RESUSCITATION, medical gases and power supply unit, fixed location, ceiling mounted, medical gases and power outlets comprising:		1
2		2	PRI015	PRINTER; label; portable		3
1		1	RAC196	RACK, x-ray lead apron, 5 hangers hinged, wall mounted		2
2		2	REF062	REFRIGERATOR, capacity 82 litres, external temperature gauge, lockable, 660H 500W 510D		3
2		2	RSU010	DEFIBRILLATOR; Manual		3
3		3	SCR066	SCREEN shielding; radiation protection; lead sheets; mobile; 1140H 1070L; lead equivalent 0.8 mm Pb @ 110 keV.		5
2		2	STA142	STAND; infusion; twin hook; breaks; mobile		3
2		2	STA2504	STAND; Roll stand for monitor		3
2		2	STF290	STORAGE UNIT; upper; cupboard; controlled drugs; 1 door; lockable; with inner lockable cupboard and warning light; 550H 600W 300D		1
2		2	STO006	STOOL, surgeon/anaesthetist, height adjustable, includes anti-static seat pads		3
1		1	SWC025	SWITCH, light		1
1		1	SWC062	EMERGENCY STOP switch button, wall mounted		1
4		4	SYR004	SYRINGE pump; anaesthetic use; with diprifusor; 115H 400W 180D		3
2		2	TAP894	TAP bib; hospital pattern; integral thermostatic mixer; HTM64		1
2		2	TEL2500	TELEPHONE; handset, wall mounted.		2
2		2	TRO2507	TROLLEY; control; including PC		3
2		2	TRO282	TROLLEY PATIENT; accident; image top; with tilt and brakes; 540-1000H 740W 2110D		3
1		1	UPS003	Uninterrupted power supply (UPS).		1
1		1	WAR053	WARMER, blood/fluid, maintains temperature between 36 and 43 deg.C at flow rates up to 500 ml/min, 35H 235W 273D		3
2		2	WAS100	WASTE, unslotted flush-grated, metal, 1.1/4 in		1
2		2	WAS1000	TRAP; concealed waste; for back outlet basins.		1
2		2	WKT1003H	WORKTOP; 920 high 600 deep 40mm thick; with 50mm upstand; length as drawn.		1
1		1	XRA010	X-RAY CS; ceiling suspensions; with telescopic tube of column and rotating/tilting arm		5
4		4	XRA015	X-RAY CS RAIL; ceiling suspensions; 6280mm; (Part of XRA010)		5
1		1	XRA040	X-RAY Resus equipment		5

ADB	Room Data Sheet	X0242-06

Project:	11072	RHSC & DCN		
Department:	01	Key Rooms (Financial Close)		
Room:	X0242-06	Resuscitation Room: 2 places		
Room Number:	G-A1-029		**Revision Date:**	18/09/2014

Activities:	1) Therapeutic and clinical attention from healthcare staff 2) Patient may require assistance during the activities 3) Clinical hand washing 4) Assessment / updating of electronic patient records (EPRs) 5) Use of computer workstation(s) 6) Use of Telephone 7) Use of call systems 8) Medical and nursing procedures requiring all sides access to patient whilst 1-4 staff using mobile equipment 9) Use of Imaging x-ray equipment			
Personnel:	2 x patients 6 x staff (up to 12) 4 x escort			
Planning Relationships:				
Space Data:	**Area (m^2):**		**Height (mm):**	3,000
	Refer to HLM-SZ-SL-SH-200-001 for room areas.			

Notes:

Refer to ME 571 series of drawings for access control (PCP 4.17)

Refer to HLM-SZ-00-PL-331-001 Anti-ligature Strategy for anti-ligature provision

ADB	Room Environmental Data	X0242-06

Project:	11072	RHSC & DCN
Department:	01	Key Rooms (Financial Close)
Room:	X0242-06	Resuscitation Room: 2 places
Room Number:	G-A1-029	**Revision Date:** 18/09/2014

AIR	Requirements	Notes
Winter Temperature (DegC):		Permissible space temperature range (dry bulb) (degC) : 21 - 25
Summer Temperature (DegC):		
Mechanical Ventilation (Supply ac/hr):	10.0	Ventilation Type: Central Supply and Extract
Mechanical Ventilation (Extract ac/hr):	6.0	
Pressure Relative to Adjoining Space:	Positive	
Filtration (%DSE and % Arrestance):	/	G4 - minimum
Humidity (%RH):		
General Notes:	Heating Type: Radiant Panels with TRV Remote Head Adj. Cooling: Comfort Cooled Fresh Air	

LIGHTING		
Service Illumination (Lux):	500	
Service Illumination Night (Lux):		Not Applicable
Local Illumination (Lux):	1,000.0	@ Bed/trolley 1450 AFFL
Colour Rendering Required:	Y	Colour rendering characteristics (Ra):80
Standby Lighting Grade:	A	Lighting of the level and quality equal or nearly equal to that provided by normal lighting
General Notes:	Control: Switch	

NOISE		
Privacy Factor Required (dB):		
Mechanical Services (NR):	30	Intrusive Noise: SHTM 08-01 noise intrusion from external noise sources is not given in NR values but instead in LAeq,1hr and LAmax,f.
Intrusive Noise (NR Leq):		45:daytime (LAeq,1hr)
***Acceptable Sound Level [L10dB(A)]:**		
***Speech Privacy Required:**	Y	
***Quality Which Cannot Be Tolerated:**		
(* alternative format)		
General Notes:	Refer to HLM 252 series of drawings for partition types and Acoustic Report (PCP 4.13)	

SAFETY		
Hot Surface Max. Temp (DegC):	43	
Hot Water Max. Temp (DegC):	41	
General Notes:	Maximum cold water discharge temperature (degC): 20	

FIRE

Enclosure:

Automatic Detection:

Refer to HLM 572 series of drawings and Fire Strategy Report (PCP 4.12)

ADB	Room Design Character	X0242-06

Project:	11072	RHSC & DCN		
Department:	01	Key Rooms (Financial Close)		
Room:	X0242-06	Resuscitation Room: 2 places		
Room Number:	G-A1-029		**Revision Date:**	18/09/2014

Walls:	Refer to HLM 330 series of drawings
Floor:	Refer to HLM 330 series of drawings
Ceiling:	Refer to HLM 332 series of drawings
Doorsets:	Refer to HLM 322 series of drawings for location / type.
Windows:	Clear, solar control (East, South, West facing), privacy control, high level
Internal Glazing:	Refer to HLM 322 series for door and screen types.
Hatch:	N/A

Notes:

ADB	Schedule of Components by Room	X0242-06

Project: 11072 RHSC & DCN
Department: A1 Emergency Department
Room: X0242-06 Resuscitation Room: 2 places
Room Number: G-A1-029 **Revision Date:** 09/09/2014

Quantity					Alt. Code	Grp
New	Trans	Total	Code	Description		
1		1	ALA001	PUSH BUTTON, security alarm		1
2		2	ANA001	ANAESTHETIC MACHINE/WORKSTATION electrically powered piston ventilator, mobile, 1350H 750W 650D		3
2		2	BAS101	BASIN, medium, hospital pattern, vitreous china, no tap holes, no overflow, intefral back outlet, 500W 400D		1
2		2	BIN2503	BIN; sharps disposal		3
4		4	BOA034	BOARD; marker; whiteboard; dry-wipe; with pen holder; wall mounted; 600H 900W.		1
1		1	CAB950	CONSOLE, X-ray , specialist.		5
1		1	CAL047	PUSH BUTTON staff emergency call; reset and integral/adjacent indicator lamp; trunking mounted.		1
6		6	CHA017	CHAIR; upright; upholstered; stacking		3
1		1	CLO003	CLOCK synchronous with second sweep hand, wall mounted		1
2		2	COM033	COMPUTER KEYBOARD		3
2		2	COM1000	COMPUTER MONITOR; TFT; Sunray digital flat panel display; desk top		3
2		2	COM2509	INTERCOM two way communication system; wall mounted (flush).		1
1		1	CUP2569	Generator Cabinet.		5
2		2	DIS013	DISPENSER, paper towel, wall mounted		2
2		2	DIS030	DISPENSER, soap, disposable single cartridge, lever action, wall mounted		2
2		2	DIS2500	DISPENSER; danicentre; combined glove/apron.		2
1		1	DIS2503	DISPENSER; alcohol gel; disposable single cartridge; wall mounted.		2
4		4	HOL005	HOLDER; bin; medium; capacity 70 litres; freestanding.		3
2		2	INF001	INFUSION volumetric pump; 356H 178W 178D		3
2		2	LIG074	ILLUMINATED SIGN DO NOT ENTER		1
2		2	LIG081	LUMINAIRE fitted with single fluorescent lamp with switch; below drug cupboard; 8watt; 400mm.		1
2		2	MON904	MONITOR; High end multi-functionality for ITU/Theatre/High Acuity		3
2		2	MON906	MONITOR; Clinical slave		2
2		2	MSC127	CABINET top; 600mm facing; (600x400 inserts); with formed plastic liners; 1 door hinged right; wall mounted.		1
2		2	MSC128	CABINET top; 600mm facing; (600x400 inserts); with formed plastic liners; 1 door hinged left; wall mounted.		1
4		4	MSC981	CABINET base; 600mm facing; (600x400 inserts); with formed plastic liners; vertical tambour front; on plinth; o/a height 880		1
4		4	MST001	TROLLEY; single open frame; with handle; up to 5 sets of runners; 600mm facing; approx 850H 730W 450D		3
4		4	MST005	TROLLEY; half size open frame; up to 5 sets of runners; 400mm facing; approx 850H 450W 350D		3
2		2	OUT005	SOCKET outlet, switched, 13amp, single		1
2		2	OUT006	SOCKET outlet unswitched 13amp single; wall mounted.		1
13		13	OUT010	SOCKET outlet, switched, 13amp, twin		1
16		16	OUT012	SOCKET outlet switched 13amp twin; trunking/pendant mounted.		1
2		2	OUT050	OUTLET, controlled drugs cupboard		1
2		2	OUT059	CONNECTION UNIT switched 13amp, indicator light		1
8		8	OUT121	SOCKET outlet; computer data; double.		1

ADB	Schedule of Components by Room	X0242-06

Project: 11072 RHSC & DCN
Department: A1 Emergency Department
Room: X0242-06 Resuscitation Room: 2 places
Room Number: G-A1-029
Revision Date: 09/09/2014

Quantity					Alt. Code	Grp
New	Trans	Total	Code	Description		
8		8	OUT131	SOCKET outlet double data/voice; wall/trunking mounted.		1
2		2	OUT210	SOCKET outlet two-way communication system (intercom), wall mounted		1
4		4	OUT453	OUTLET, 4kPa compressed air, medical		1
4		4	OUT461	OUTLET, nitrous oxide, medical		1
8		8	OUT470	OUTLET, oxygen, medical		1
4		4	OUT475	OUTLET, vacuum, medical		1
4		4	OUT480	OUTLET, gas scavenging (AGS), medical		1
4		4	PEN900	PENDANT RESUSCITATION, medical gases and power supply unit, fixed location, ceiling mounted, medical gases and power outlets comprising:		1
2		2	PRI015	PRINTER; label; portable		3
1		1	RAC196	RACK, x-ray lead apron, 5 hangers hinged, wall mounted		2
2		2	REF062	REFRIGERATOR, capacity 82 litres, external temperature gauge, lockable, 660H 500W 510D		3
1		1	RSU011	DEFIBRILLATOR; Manual with pacing capability		3
3		3	SCR066	SCREEN shielding; radiation protection; lead sheets; mobile; 1140H 1070L; lead equivalent 0.8 mm Pb @ 110 keV.		5
2		2	STA142	STAND; infusion; twin hook; breaks; mobile		3
2		2	STA2504	STAND; Roll stand for monitor		3
2		2	STF290	STORAGE UNIT; upper; cupboard; controlled drugs; 1 door; lockable; with inner lockable cupboard and warning light; 550H 600W 300D		1
2		2	STO006	STOOL, surgeon/anaesthetist, height adjustable, includes anti-static seat pads		3
1		1	SWC025	SWITCH, light		1
1		1	SWC062	EMERGENCY STOP switch button, wall mounted		1
4		4	SYR004	SYRINGE pump; anaesthetic use; with diprifusor; 115H 400W 180D		3
2		2	TAP894	TAP bib; hospital pattern; integral thermostatic mixer; HTM64		1
2		2	TEL2500	TELEPHONE; handset, wall mounted.		2
2		2	TRO2507	TROLLEY; control; including PC		3
2		2	TRO282	TROLLEY PATIENT; accident; image top; with tilt and brakes; 540-1000H 740W 2110D		3
1		1	UPS003	Uninterrupted power supply (UPS).		1
1		1	WAR053	WARMER, blood/fluid, maintains temperature between 36 and 43 deg.C at flow rates up to 500 ml/min, 35H 235W 273D		3
2		2	WAS100	WASTE, unslotted flush-grated, metal, 1.1/4 in		1
2		2	WAS1000	TRAP; concealed waste; for back outlet basins.		1
2		2	WKT1003H	WORKTOP; 920 high 600 deep 40mm thick; with 50mm upstand; length as drawn.		1
1		1	XRA010	X-RAY CS; ceiling suspensions; with telescopic tube of column and rotating/tilting arm		5
4		4	XRA015	X-RAY CS RAIL; ceiling suspensions; 6280mm; (Part of XRA010)		5
1		1	XRA040	X-RAY Resus equipment		5

A47117341

ADB	Room Data Sheet	X0242-03

Project:	11072	RHSC & DCN		
Department:	01	Key Rooms (Financial Close)		
Room:	X0242-03	Triage room		
Room Number:	G-A1-035		**Revision Date:**	18/09/2014

Activities:	1) Consultations. 2) Dressing / undressing in privacy 3) Clinical handwashing 4) Patient records reviewed and recorded 5) Computer information accessed 6) Patient examinations and assessment			
Personnel:	1 x patient 2 x staff 2 x escorts			
Planning Relationships:				
Space Data:	**Area (m²):**		**Height (mm):**	2,700
	Refer to HLM-SZ-SL-SH-200-001 for room areas.			

Notes:

Refer to ME 571 series of drawings for access control (PCP 4.17)

Refer to HLM-SZ-00-PL-331-001 Anti-ligature Strategy for anti-ligature provision

ADB	Room Environmental Data	X0242-03

Project:	11072	RHSC & DCN		
Department:	01	Key Rooms (Financial Close)		
Room:	X0242-03	Triage room		
Room Number:	G-A1-035		**Revision Date:**	18/09/2014

AIR	Requirements	Notes
Winter Temperature (DegC):		Permissible space temperature range (dry bulb) (degC) : 18 - 28
Summer Temperature (DegC):		
Mechanical Ventilation (Supply ac/hr):	3.0	Ventilation Type: Central Supply and Extract
Mechanical Ventilation (Extract ac/hr):	3.0	
Pressure Relative to Adjoining Space:	Balanced	
Filtration (%DSE and % Arrestance):	/	G4- minimum
Humidity (%RH):		
General Notes:	Heating Type: Radiant Panels with TRV Remote Head Adj. Cooling: Comfort Cooled Fresh Air	

LIGHTING		
Service Illumination (Lux):	300	
Service Illumination Night (Lux):		Not Applicable
Local Illumination (Lux):	1,000.0	@ Bed/trolley 1450 AFFL
Colour Rendering Required:	Y	Colour rendering characteristics (Ra):80
Standby Lighting Grade:	A	Lighting of the level and quality equal or nearly equal to that provided by normal lighting
General Notes:	Control: Switch	

NOISE		
Privacy Factor Required (dB):		
Mechanical Services (NR):	35	Intrusive Noise: SHTM 08-01 noise intrusion from external noise sources is not given in NR values but instead in LAeq,1hr and LAmax,f.
Intrusive Noise (NR Leq):		40:daytime (LAeq,1hr)
***Acceptable Sound Level [L10dB(A)]:**		
***Speech Privacy Required:**	Y	
***Quality Which Cannot Be Tolerated:**		
(* alternative format)		
General Notes:	Refer to HLM 252 series of drawings for partition types and Acoustic Report (PCP 4.13)	

SAFETY		
Hot Surface Max. Temp (DegC):	43	
Hot Water Max. Temp (DegC):	41	
General Notes:	Maximum cold water discharge temperature (degC): 20	

FIRE

Enclosure:

Automatic Detection:

Refer to HLM 572 series of drawings and Fire Strategy Report (PCP 4.12)

ADB	Room Design Character	X0242-03

Project:	11072	RHSC & DCN		
Department:	01	Key Rooms (Financial Close)		
Room:	X0242-03	Triage room		
Room Number:	G-A1-035		**Revision Date:**	18/09/2014

Walls:	Refer to HLM 330 series of drawings
Floor:	Refer to HLM 330 series of drawings
Ceiling:	Refer to HLM 332 series of drawings
Doorsets:	Refer to HLM 322 series of drawings for location / type.
Windows:	N/A
Internal Glazing:	Refer to HLM 322 series for door and screen types.
Hatch:	N/A

Notes:

ADB	Schedule of Components by Room	X0242-03

Project: 11072 RHSC & DCN
Department: A1 Emergency Department
Room: X0242-03 Triage Room
Room Number: G-A1-035 **Revision Date:** 09/09/2014

Quantity					Alt. Code	Grp
New	Trans	Total	Code	Description		
1		1	ALA001	PUSH BUTTON, security alarm		1
1		1	BAS101	BASIN, medium, hospital pattern, vitreous china, no tap holes, no overflow, intefral back outlet, 500W 400D		1
1		1	BED2502	BED HEAD BUFFER; bed and wall protection; vertical; wall mounted.		1
1		1	BIN2503	BIN; sharps disposal		3
1		1	CAB056	CABINET; stationery; metal; 10 drawer with lock; 600H 280W 410D		3
1		1	CAB2502	CABINET; medicine; wall mounted.		1
1		1	CAL043	PUSH BUTTON patient/staff call with socket for extension pear push; trunking mounted.		1
1		1	CAL047	PUSH BUTTON staff emergency call; reset and integral/adjacent indicator lamp; trunking mounted.		1
1		1	CHA002	CHAIR; height adjustable; medium back; swivel; 5 star base; on castors		3
4		4	CHA017	CHAIR; upright; upholstered; stacking		3
1		1	CLO003	CLOCK synchronous with second sweep hand, wall mounted		1
1		1	COM033	COMPUTER KEYBOARD		3
1		1	COM1000	COMPUTER MONITOR; TFT; Sunray digital flat panel display; desk top		3
1		1	COM2509	INTERCOM two way communication system; wall mounted (flush).		1
1		1	DIA2500	DIAGNOSTIC SET; auroscope/opthalmoscope; wall mounted.		2
1		1	DIS013	DISPENSER, paper towel, wall mounted		2
1		1	DIS030	DISPENSER, soap, disposable single cartridge, lever action, wall mounted		2
1		1	DIS2500	DISPENSER; danicentre; combined glove/apron.		2
2		2	DIS2503	DISPENSER; alcohol gel; disposable single cartridge; wall mounted.		2
1		1	DRA056	DRAWER UNIT, 2 drawer, lockable, on castors, 600H 410W 600D		3
2		2	HOL005	HOLDER; bin; medium; capacity 70 litres; freestanding.		3
1		1	MON900	MONITOR; Low end monitor, general Ward /OPD use		3
1		1	OUT005	SOCKET outlet, switched, 13amp, single		1
4		4	OUT010	SOCKET outlet, switched, 13amp, twin		1
1		1	OUT012	SOCKET outlet switched 13amp twin; trunking/pendant mounted.		1
3		3	OUT121	SOCKET outlet; computer data; double.		1
1		1	OUT210	SOCKET outlet two-way communication system (intercom), wall mounted		1
1		1	OUT215	SOCKET outlet, telephone		1
1		1	OUT471	OUTLET; oxygen medical; trunking mounted.		1
1		1	OUT476	OUTLET; vacuum medical; trunking mounted.		1
1		1	RAI130	RAIL, clinical equipment, wall mounted, 600mm		1
1		1	SCA011	SCALE; baby		3
1		1	SCA2501	SCALE; free standing height column		3
2		2	SUP2500	SUPPORT LEG; for 920 high worktop		1
2		2	SWC025	SWITCH, light		1
1		1	TAP894	TAP bib; hospital pattern; integral thermostatic mixer; HTM64		1
1		1	TEL1000	TELEPHONE; handset.		3

ADB	Schedule of Components by Room	X0242-03

Project: 11072 RHSC & DCN
Department: A1 Emergency Department
Room: X0242-03 Triage Room
Room Number: G-A1-035
Revision Date: 09/09/2014

Quantity			Code	Description	Alt. Code	Grp
New	Trans	Total				
1		1	TRA1003	TRACK; curtain; bed/trolley; length and shape as drawn.		1
1		1	TRO282	TROLLEY PATIENT; accident; image top; with tilt and brakes; 540-1000H 740W 2110D		3
1		1	TRU1000	TRUNKING; Power and Data trunking; length as drawn.		1
1		1	TRU1001	MEDICAL SERVICE TRUNKING; horizontal; length as drawn.		1
1		1	WAS100	WASTE, unslotted flush-grated, metal, 1.1/4 in		1
1		1	WAS1000	TRAP; concealed waste; for back outlet basins.		1
1		1	WKT1006L	WORKTOP; 720 high 800 deep 40mm thick; with 50mm upstand; length as drawn.		1

ADB	Room Data Sheet	X0242-02

Project:	11072	RHSC & DCN		
Department:	01	Key Rooms (Financial Close)		
Room:	X0242-02	Treatment: Single sided couch access (ED only)		
Room Number:	G-A1-060		**Revision Date:**	18/09/2014

Activities:	1) Invasive clinical procedures from side of couch 2) Preparation of trays / packs for clinical procedures 3) Clinical handwashing 4) Assessment / updating of electronic patient records (EPRs) 5) Storage of sterile supplies and consumables on a trolley 6) Use of mobile diagnostic and therapeutic equipment 7) Preparation for clinical procedures 8) Sterile supplies and consumables are held 9) Sterile packs, lotions and drugs prepared for immediate use 10) Patient may undress/dress in privacy			
Personnel:	1 x patient 2 x staff 2 x escorts			
Planning Relationships:				
Space Data:	**Area (m²):**		**Height (mm):**	3,000
	Refer to HLM-SZ-SL-SH-200-001 for room areas.			

Notes:

Refer to ME 571 series of drawings for access control (PCP 4.17)

Refer to HLM-SZ-00-PL-331-001 Anti-ligature Strategy for anti-ligature provision

ADB	Room Environmental Data	X0242-02

Project:	11072	RHSC & DCN		
Department:	01	Key Rooms (Financial Close)		
Room:	X0242-02	Treatment: Single sided couch access (ED only)		
Room Number:	G-A1-060		**Revision Date:**	18/09/2014

AIR	Requirements	Notes
Winter Temperature (DegC):		Permissible space temperature range (dry bulb) (degC) : 18 - 28
Summer Temperature (DegC):		
Mechanical Ventilation (Supply ac/hr):	10.0	Ventilation Type: Central Supply Air
Mechanical Ventilation (Extract ac/hr):		
Pressure Relative to Adjoining Space:	Positive	
Filtration (%DSE and % Arrestance):	/	F7 - minimum
Humidity (%RH):		

General Notes: Heating Type: Radiant Panels with TRV Remote Head Adj. Cooling: Comfort Cooled Fresh Air

LIGHTING		
Service Illumination (Lux):	500	
Service Illumination Night (Lux):		Not Applicable
Local Illumination (Lux):	1,000.0	@ Bed/trolley 1450 AFFL
Colour Rendering Required:	Y	Colour rendering characteristics (Ra):80
Standby Lighting Grade:	A	Lighting of the level and quality equal or nearly equal to that provided by normal lighting

General Notes: Control: Switch

NOISE		
Privacy Factor Required (dB):		
Mechanical Services (NR):	35	Intrusive Noise: SHTM 08-01 noise intrusion from external noise sources is not given in NR values but instead in LAeq,1hr and LAmax,f.
Intrusive Noise (NR Leq):		40:daytime (LAeq,1hr)
***Acceptable Sound Level [L10dB(A)]:**		
***Speech Privacy Required:**	Y	
***Quality Which Cannot Be Tolerated:**		
(* alternative format)		

General Notes: Refer to HLM 252 series of drawings for partition types and Acoustic Report (PCP 4.13)

SAFETY		
Hot Surface Max. Temp (DegC):	43	
Hot Water Max. Temp (DegC):	41	

General Notes: Maximum cold water discharge temperature (degC): 20

FIRE

Enclosure:

Automatic Detection:

Refer to HLM 572 series of drawings and Fire Strategy Report (PCP 4.12)

ADB	Room Design Character	X0242-02

Project:	11072	RHSC & DCN		
Department:	01	Key Rooms (Financial Close)		
Room:	X0242-02	Treatment: Single sided couch access (ED only)		
Room Number:	G-A1-060		**Revision Date:**	18/09/2014

Walls:	Refer to HLM 330 series of drawings
Floor:	Refer to HLM 330 series of drawings
Ceiling:	Refer to HLM 332 series of drawings
Doorsets:	Refer to HLM 322 series of drawings for location / type.
Windows:	N/A
Internal Glazing:	Refer to HLM 322 series for door and screen types.
Hatch:	N/A

Notes:

ADB	Schedule of Components by Room	X0242-02

Project: 11072 RHSC & DCN
Department: A1 Emergency Department
Room: X0242-02 Treatment Room 3: Single Access
Room Number: G-A1-060
Revision Date: 09/09/2014

Quantity					Alt. Code	Grp
New	Trans	Total	Code	Description		
1		1	ALA001	PUSH BUTTON, security alarm		1
1		1	BAS101	BASIN, medium, hospital pattern, vitreous china, no tap holes, no overflow, intefral back outlet, 500W 400D		1
1		1	BED2502	BED HEAD BUFFER; bed and wall protection; vertical; wall mounted.		1
2		2	BIN2503	BIN; sharps disposal		3
1		1	BRA003	BRACKET, holder, suction unit, wall mounted		2
1		1	CAB056	CABINET; stationery; metal; 10 drawer with lock; 600H 280W 410D		3
1		1	CAL043	PUSH BUTTON patient/staff call with socket for extension pear push; trunking mounted.		1
1		1	CAL047	PUSH BUTTON staff emergency call; reset and integral/adjacent indicator lamp; trunking mounted.		1
1		1	CHA002	CHAIR; height adjustable; medium back; swivel; 5 star base; on castors		3
3		3	CHA017	CHAIR; upright; upholstered; stacking		3
1		1	CLO003	CLOCK synchronous with second sweep hand, wall mounted		1
1		1	COM033	COMPUTER KEYBOARD		3
1		1	COM038	COMPUTER PRINTER, laser, A4, 250H 380W 385D		3
1		1	COM1000	COMPUTER MONITOR; TFT; Sunray digital flat panel display; desk top		3
1		1	COM2509	INTERCOM two way communication system; wall mounted (flush).		1
1		1	DIA2500	DIAGNOSTIC SET; auroscope/opthalmoscope; wall mounted.		2
1		1	DIS013	DISPENSER, paper towel, wall mounted		2
1		1	DIS030	DISPENSER, soap, disposable single cartridge, lever action, wall mounted		2
1		1	DIS2500	DISPENSER; danicentre; combined glove/apron.		2
1		1	DIS2503	DISPENSER; alcohol gel; disposable single cartridge; wall mounted.		2
1		1	DRA2500	DRAWER UNIT; Plastic;5 drawer; on castors		3
2		2	HOL005	HOLDER; bin; medium; capacity 70 litres; freestanding.		3
2		2	HOO024	HOOK; hat and coat; 1.		1
1		1	LIG015	LUMINAIRE observation/examination; mobile; 1000 lux		3
1		1	MIR024	MIRROR; unbreakable; wall mounted; 800H 300W.		1
1		1	MON900	MONITOR; Low end monitor, general Ward /OPD use		3
2		2	MST001	TROLLEY; single open frame; with handle; up to 5 sets of runners; 600mm facing; approx 850H 730W 450D		3
1		1	OUT005	SOCKET outlet, switched, 13amp, single		1
5		5	OUT010	SOCKET outlet, switched, 13amp, twin		1
3		3	OUT012	SOCKET outlet switched 13amp twin; trunking/pendant mounted.		1
3		3	OUT121	SOCKET outlet; computer data; double.		1
2		2	OUT131	SOCKET outlet double data/voice; wall/trunking mounted.		1
1		1	OUT210	SOCKET outlet two-way communication system (intercom), wall mounted		1
1		1	OUT471	OUTLET; oxygen medical; trunking mounted.		1
1		1	OUT476	OUTLET; vacuum medical; trunking mounted.		1
1		1	PRI015	PRINTER; label; portable		3
1		1	STO020	STOOL; anatomic; backrest; armrests; height adjustable		3

A47117341

ADB	Schedule of Components by Room	X0242-02

Project: 11072 RHSC & DCN
Department: A1 Emergency Department
Room: X0242-02 Treatment Room 3: Single Access
Room Number: G-A1-060
Revision Date: 09/09/2014

Quantity			Code	Description	Alt. Code	Grp
New	Trans	Total				
2		2	SUP2501	SUPPORT LEG; for 720 high worktop		1
1		1	SWC025	SWITCH, light		1
1		1	TAP894	TAP bib; hospital pattern; integral thermostatic mixer; HTM64		1
1		1	TRA1001	TRACK; curtain; door; length and shape as drawn.		1
1		1	TRO282	TROLLEY PATIENT; accident; image top; with tilt and brakes; 540-1000H 740W 2110D		3
1		1	TRU1000	TRUNKING; Power and Data trunking; length as drawn.		1
1		1	TRU1001	MEDICAL SERVICE TRUNKING; horizontal; length as drawn.		1
1		1	WAS100	WASTE, unslotted flush-grated, metal, 1.1/4 in		1
1		1	WAS1000	TRAP; concealed waste; for back outlet basins.		1
1		1	WKT1003L	WORKTOP; 720 high 600 deep 40mm thick; with 50mm upstand; length as drawn.		1

ADB	Room Data Sheet	X0242-01

Project:	11072	RHSC & DCN		
Department:	01	Key Rooms (Financial Close)		
Room:	X0242-01	Treatment: double sided couch access (ED only)		
Room Number:	G-A2-020		**Revision Date:**	18/09/2014

Activities:	1) Invasive clinical procedures from side of couch 2) Preparation of trays / packs for clinical procedures 3) Clinical handwashing 4) Assessment / updating of electronic patient records (EPRs) 5) Storage of sterile supplies and consumables on a trolley 6) Use of mobile diagnostic and therapeutic equipment 7) Preparation for clinical procedures 8) Sterile supplies and consumables are held 9) Sterile packs, lotions and drugs prepared for immediate use 10) Patient may undress/dress in privacy			
Personnel:	1 x patient 2 x staff 2 x escorts			
Planning Relationships:	Close to a clean utility room. Close to a dirty utility room.			
Space Data:	**Area (m²):**		**Height (mm):**	3,000
	Refer to HLM-SZ-SL-SH-200-001 for room areas.			

Notes:

Refer to ME 571 series of drawings for access control (PCP 4.17)

Refer to HLM-SZ-00-PL-331-001 Anti-ligature Strategy for anti-ligature provision

ADB	Room Environmental Data	X0242-01

Project:	11072	RHSC & DCN		
Department:	01	Key Rooms (Financial Close)		
Room:	X0242-01	Treatment: double sided couch access (ED only)		
Room Number:	G-A2-020		**Revision Date:**	18/09/2014

AIR	Requirements	Notes
Winter Temperature (DegC):		Permissible space temperature range (dry bulb) (degC) : 18 - 28
Summer Temperature (DegC):		
Mechanical Ventilation (Supply ac/hr):	10.0	Ventilation Type: Central Supply Air
Mechanical Ventilation (Extract ac/hr):		
Pressure Relative to Adjoining Space:	Positive	
Filtration (%DSE and % Arrestance):	/	F7 - minimum
Humidity (%RH):		

General Notes: Heating type: Radiant panels with TRV Remote Head Adj. Cooling: Comfort Cooled Fresh Air

LIGHTING		
Service Illumination (Lux):	500	
Service Illumination Night (Lux):		Not Applicable
Local Illumination (Lux):	1,000.0	@ Bed/trolley 1450 AFFL
Colour Rendering Required:	Y	Colour rendering characteristics (Ra):80
Standby Lighting Grade:	A	Lighting of the level and quality equal or nearly equal to that provided by normal lighting

General Notes: Control: Switch

NOISE		
Privacy Factor Required (dB):		
Mechanical Services (NR):	35	Intrusive Noise: SHTM 08-01 noise intrusion from external noise sources is not given in NR values but instead in LAeq,1hr and LAmax,f.
Intrusive Noise (NR Leq):		40:daytime (LAeq,1hr)
***Acceptable Sound Level [L10dB(A)]:**		
***Speech Privacy Required:**	Y	
***Quality Which Cannot Be Tolerated:**		
(* alternative format)		

General Notes: Refer to HLM 252 series of drawings for partition types and Acoustic Report (PCP 4.13)

SAFETY		
Hot Surface Max. Temp (DegC):	43	
Hot Water Max. Temp (DegC):	41	

General Notes: Maximum cold water discharge temperature (degC): 20

FIRE

Enclosure:

Automatic Detection:

Refer to HLM 572 series of drawings and Fire Strategy Report (PCP 4.12)

ADB	Room Design Character	X0242-01

Project:	11072	RHSC & DCN
Department:	01	Key Rooms (Financial Close)
Room:	X0242-01	Treatment: double sided couch access (ED only)
Room Number:	G-A2-020	**Revision Date:** 18/09/2014

Walls:	Refer to HLM 330 series of drawings
Floor:	Refer to HLM 330 series of drawings
Ceiling:	Refer to HLM 332 series of drawings
Doorsets:	Refer to HLM 322 series of drawings for location / type.
Windows:	N/A
Internal Glazing:	Refer to HLM 322 series for door and screen types.
Hatch:	N/A

Notes:

ADB	Schedule of Components by Room	X0242-01

Project: 11072 RHSC & DCN
Department: A1 Emergency Department
Room: X0242-01 Treatment Room 8: Dual Access
Room Number: G-A1-020
Revision Date: 09/09/2014

Quantity					Alt. Code	Grp
New	Trans	Total	Code	Description		
1		1	ALA001	PUSH BUTTON, security alarm		1
1		1	BAS101	BASIN, medium, hospital pattern, vitreous china, no tap holes, no overflow, intefral back outlet, 500W 400D		1
2		2	BIN2503	BIN; sharps disposal		3
1		1	BRA013	BRACKET; TV; height adjustable; wall mounted.		1
1		1	CAL043	PUSH BUTTON patient/staff call with socket for extension pear push; trunking mounted.		1
1		1	CAL047	PUSH BUTTON staff emergency call; reset and integral/adjacent indicator lamp; trunking mounted.		1
4		4	CHA017	CHAIR; upright; upholstered; stacking		3
1		1	CLO003	CLOCK synchronous with second sweep hand, wall mounted		1
1		1	DIA2500	DIAGNOSTIC SET; auroscope/opthalmoscope; wall mounted.		2
1		1	DIS013	DISPENSER, paper towel, wall mounted		2
1		1	DIS030	DISPENSER, soap, disposable single cartridge, lever action, wall mounted		2
1		1	DIS2500	DISPENSER; danicentre; combined glove/apron.		2
1		1	DIS2503	DISPENSER; alcohol gel; disposable single cartridge; wall mounted.		2
1		1	DRA2500	DRAWER UNIT; Plastic;5 drawer; on castors		3
2		2	HOL005	HOLDER; bin; medium; capacity 70 litres; freestanding.		3
1		1	MON902	MONITOR; Mid range use in Recovery & HDU.		3
2		2	MST001	TROLLEY; single open frame; with handle; up to 5 sets of runners; 600mm facing; approx 850H 730W 450D		3
1		1	MST005	TROLLEY; half size open frame; up to 5 sets of runners; 400mm facing; approx 850H 450W 350D		3
1		1	OUT005	SOCKET outlet, switched, 13amp, single		1
6		6	OUT010	SOCKET outlet, switched, 13amp, twin		1
6		6	OUT012	SOCKET outlet switched 13amp twin; trunking/pendant mounted.		1
1		1	OUT052	CONNECTION UNIT, switched, 13 amp		1
3		3	OUT121	SOCKET outlet; computer data; double.		1
1		1	OUT131	SOCKET outlet double data/voice; wall/trunking mounted.		1
1		1	OUT452	OUTLET; 4 kPa compressed air medical; trunking mounted.		1
1		1	OUT471	OUTLET; oxygen medical; trunking mounted.		1
1		1	OUT476	OUTLET; vacuum medical; trunking mounted.		1
1		1	RAI2500	RAIL; clinical equipment; wall mounted; length as drawn.		1
1		1	STO020	STOOL; anatomic; backrest; armrests; height adjustable		3
1		1	SWC025	SWITCH, light		1
1		1	TAP894	TAP bib; hospital pattern; integral thermostatic mixer; HTM64		1
1		1	TRA1001	TRACK; curtain; door; length and shape as drawn.		1
1		1	TRO2512	TROLLEY; 2 shelves, lectern type top		3
1		1	TRO282	TROLLEY PATIENT; accident; image top; with tilt and brakes; 540-1000H 740W 2110D		3
1		1	TRU1001	MEDICAL SERVICE TRUNKING; horizontal; length as drawn.		1
1		1	WAS100	WASTE, unslotted flush-grated, metal, 1.1/4 in		1
1		1	WAS1000	TRAP; concealed waste; for back outlet basins.		1

ADB	Schedule of Components by Room	X0242-01

Project: 11072 RHSC & DCN
Department: A1 Emergency Department
Room: X0242-01 Treatment Room 8: Dual Access
Room Number: G-A1-020
Revision Date: 09/09/2014

Quantity			Code	Description	Alt. Code	Grp
New	Trans	Total				
1		1	WKT1003H	WORKTOP; 920 high 600 deep 40mm thick; with 50mm upstand; length as drawn.		1

ADB	Room Data Sheet	X0206

Project:	11072	RHSC & DCN		
Department:	01	Key Rooms (Financial Close)		
Room:	X0206	Plaster Suite		
Room Number:	G-D1-008		**Revision Date:**	18/09/2014

Activities:	1) Application or removal of plaster casts or moulds 2) Disposal of plaster waste and discarded splints 3) Clinical handwashing 4) Assessment / updating of electronic patient records (EPRs) 5) Patient may be ambulant with/without walking aids, in a wheelchair or requiring assistance 6) Use of computer workstation(s) 7) Use of call systems 8) Patient may undress/dress in privacy			
Personnel:	3 x patients 3 x staff 6 x escorts			
Planning Relationships:	Close to a store. (Which store)			
Space Data:	**Area (m²):**		**Height (mm):**	2,700
	Refer to HLM-SZ-SL-SH-200-001 for room areas.			

Notes:

Refer to ME 571 series of drawings for access control (PCP 4.17)

Refer to HLM-SZ-00-PL-331-001 Anti-ligature Strategy for anti-ligature provision

ADB	Room Environmental Data	X0206

Project:	11072	RHSC & DCN		
Department:	01	Key Rooms (Financial Close)		
Room:	X0206	Plaster Suite		
Room Number:	G-D1-008		**Revision Date:**	18/09/2014

AIR	Requirements	Notes
Winter Temperature (DegC):		Permissible space temperature range (dry bulb) (degC) : 18 - 28
Summer Temperature (DegC):		
Mechanical Ventilation (Supply ac/hr):	3.0	Ventilation Type: Central Supply and Extract
Mechanical Ventilation (Extract ac/hr):	3.0	
Pressure Relative to Adjoining Space:	Balanced	
Filtration (%DSE and % Arrestance):	/	G4 - minimum
Humidity (%RH):		

General Notes: Heating Type: Radiant Panels with TRV Remote Head Adj. Cooling: Comfort Cooled Fresh Air

LIGHTING		
Service Illumination (Lux):	300	
Service Illumination Night (Lux):		Not Applicable
Local Illumination (Lux):	1,000.0	@ Bed/trolley 1450 AFFL
Colour Rendering Required:	Y	Colour rendering characteristics (Ra):80
Standby Lighting Grade:	A	Lighting of the level and quality equal or nearly equal to that provided by normal lighting

General Notes: Control: Switch

NOISE		
Privacy Factor Required (dB):		
Mechanical Services (NR):	35	Intrusive Noise: SHTM 08-01 noise intrusion from external noise sources is not given in NR values but instead in LAeq,1hr and LAmax,f.
Intrusive Noise (NR Leq):		40:daytime (LAeq,1hr)
***Acceptable Sound Level [L10dB(A)]:**		
***Speech Privacy Required:**	Y	
***Quality Which Cannot Be Tolerated:**		
(* alternative format)		

General Notes: Refer to HLM 252 series of drawings for partition types and Acoustic Report (PCP 4.13)

SAFETY		
Hot Surface Max. Temp (DegC):	43	
Hot Water Max. Temp (DegC):	41	

General Notes: Maximum cold water discharge temperature (degC): 20

FIRE

Enclosure:

Automatic Detection:

Refer to HLM 572 series of drawings and Fire Strategy Report (PCP 4.12)

ADB	Room Design Character	X0206

Project:	11072	RHSC & DCN		
Department:	01	Key Rooms (Financial Close)		
Room:	X0206	Plaster Suite		
Room Number:	G-D1-008		**Revision Date:**	18/09/2014

Walls:	Refer to HLM 330 series of drawings
Floor:	Refer to HLM 330 series of drawings
Ceiling:	Refer to HLM 332 series of drawings
Doorsets:	Refer to HLM 322 series of drawings for location / type.
Windows:	N/A
Internal Glazing:	Refer to HLM 322 series for door and screen types.
Hatch:	N/A

Notes:

ADB	Schedule of Components by Room	X0206

Project: 11072 RHSC & DCN
Department: D1 RHSC Main Outpatients
Room: X0206 Plaster Suite (3 bays)
Room Number: G-D1-008 **Revision Date:** 09/09/2014

Quantity					Alt. Code	Grp
New	Trans	Total	Code	Description		
1		1	ALA001	PUSH BUTTON, security alarm		1
1		1	BAS101	BASIN, medium, hospital pattern, vitreous china, no tap holes, no overflow, intefral back outlet, 500W 400D		1
3		3	BUC003	BUCKET; plaster; with stand; mobile; 900H 300 dia.		3
1		1	CHA002	CHAIR; height adjustable; medium back; swivel; 5 star base; on castors		3
6		6	CHA017	CHAIR; upright; upholstered; stacking		3
1		1	COM033	COMPUTER KEYBOARD		3
1		1	COM038	COMPUTER PRINTER, laser, A4, 250H 380W 385D		3
1		1	COM1000	COMPUTER MONITOR; TFT; Sunray digital flat panel display; desk top		3
3		3	COU2506	COUCH; examination/treatment; (3 section); electric; variable height; retractable wheels; with paper roll holder.		3
1		1	DIS013	DISPENSER, paper towel, wall mounted		2
1		1	DIS030	DISPENSER, soap, disposable single cartridge, lever action, wall mounted		2
3		3	DIS2500	DISPENSER; danicentre; combined glove/apron.		2
6		6	DIS2503	DISPENSER; alcohol gel; disposable single cartridge; wall mounted.		2
2		2	DRA056	DRAWER UNIT, 2 drawer, lockable, on castors, 600H 410W 600D		3
2		2	HOL005	HOLDER; bin; medium; capacity 70 litres; freestanding.		3
6		6	HOO022	HOOK; double; wall mounted.		1
3		3	HOO061	HOOK; limb sling; ceiling mounted		2
3		3	LIG963	LUMINAIRE; examination; ceiling; adjustable.		1
1		1	MIR003	MIRROR; wall mounted; 1000H 300W.		1
1		1	MIR2500	MIRROR; wall mounted; 1600H 400W unbreakable.		1
1		1	MSC198	CABINET top; 600mm facing; with 1 shelf; 1 door hinged left; wall mounted.		1
4		4	OUT005	SOCKET outlet, switched, 13amp, single		1
8		8	OUT010	SOCKET outlet, switched, 13amp, twin		1
3		3	OUT052	CONNECTION UNIT, switched, 13 amp		1
4		4	OUT121	SOCKET outlet; computer data; double.		1
4		4	OUT131	SOCKET outlet double data/voice; wall/trunking mounted.		1
3		3	OUT471	OUTLET; oxygen medical; trunking mounted.		1
3		3	OUT476	OUTLET; vacuum medical; trunking mounted.		1
2		2	RAI081	RAIL, grab, horizontal, wall mounted, 900mm		1
3		3	RES003	REST FOOT; height adjustable; washable cover		3
2		2	SAW2500	SAW; plaster		3
1		1	SNS510	SINK plaster; plain top; no tap holes; no upstand; no overflow; left hand drainer; stainless steel; 900H 1200W 600D; HTM64PSH		1
1		1	STF136	STORAGE UNIT; lower; cupboard; 2 door; 1 shelf; lockable; 550H 1000W 450D		1
1		1	STF2506	STORAGE UNIT; lower; cupboard; 2 door; 1 shelf; lockable; on plinth		1
2		2	STF275	STORAGE UNIT; upper; cupboard; 2 door; 1 shelf; lockable; 550H 600W 300D		1
4		4	STF281	STORAGE UNIT; upper; cupboard; 2 door; 1 shelf; lockable; 550H 1000W 300D		1
1		1	STO020	STOOL; anatomic; backrest; armrests; height adjustable		3

ADB	Schedule of Components by Room	X0206

Project: 11072 RHSC & DCN
Department: D1 RHSC Main Outpatients
Room: X0206 Plaster Suite (3 bays)
Room Number: G-D1-008
Revision Date: 09/09/2014

Quantity					Alt. Code	Grp
New	Trans	Total	Code	Description		
1		1	SUP2501	SUPPORT LEG; for 720 high worktop		1
3		3	SUP2502	SUPPORT; over bed monkey bar.		3
4		4	SWC025	SWITCH, light		1
1		1	TAB2199	TABLE; spinal, 1920H 22800W 730D		3
1		1	TAP809	TAP, bib, lever, hospital pattern, pair hot and cold, 1/2 in.		1
1		1	TAP894	TAP bib; hospital pattern; integral thermostatic mixer; HTM64		1
1		1	TEL1000	TELEPHONE; handset.		3
3		3	TRA1003	TRACK; curtain; bed/trolley; length and shape as drawn.		1
3		3	TRO133	TROLLEY, dressing/instrument, stainless steel, buffered, 870H 750W 450D		3
2		2	TRU1000	TRUNKING; Power and Data trunking; length as drawn.		1
3		3	TRU1001	MEDICAL SERVICE TRUNKING; horizontal; length as drawn.		1
1		1	WAS100	WASTE, unslotted flush-grated, metal, 1.1/4 in		1
1		1	WAS1000	TRAP; concealed waste; for back outlet basins.		1
1		1	WAS102	WASTE, unslotted flush-grated, metal, 1.1/2 in		1
1		1	WAS108	TRAP, bottle, 1.1/2 in, plastic resealing		1
3		3	WKT1006L	WORKTOP; 720 high 800 deep 40mm thick; with 50mm upstand; length as drawn.		1

ADB	Room Data Sheet	X0105-01

Project:	11072	RHSC & DCN		
Department:	01	Key Rooms (Financial Close)		
Room:	X0105-01	Treatment room: with Prep Area		
Room Number:	G-D1-033		**Revision Date:**	18/09/2014

Activities:	1) Invasive clinical procedures from side of couch 2) Dressing / undressing in privacy 3) Clinical handwashing 4) Assessment / updating of electronic patient records (EPRs) 5) Storage of sterile supplies and consumables on a trolley 6) Use of mobile diagnostic and therapeutic equipment 7) Sterile packs, lotions and drugs prepared for immediate use			
Personnel:	1 x patient 2 x staff 2 x escorts			
Planning Relationships:	Close to a clean utility room. Close to a dirty utility room.			
Space Data:	**Area (m²):**		**Height (mm):**	2,700
	Refer to HLM-SZ-SL-SH-200-001 for room areas.			

Notes:

Refer to ME 571 series of drawings for access control (PCP 4.17)

Refer to HLM-SZ-00-PL-331-001 Anti-ligature Strategy for anti-ligature provision

ADB	Room Environmental Data	X0105-01

Project:	11072	RHSC & DCN		
Department:	01	Key Rooms (Financial Close)		
Room:	X0105-01	Treatment room: with Prep Area		
Room Number:	G-D1-033		**Revision Date:**	18/09/2014

AIR	Requirements	Notes
Winter Temperature (DegC):		Permissible space temperature range (dry bulb) (degC) : 18 - 28
Summer Temperature (DegC):		
Mechanical Ventilation (Supply ac/hr):	10.0	Ventilation Type: Central Supply Air
Mechanical Ventilation (Extract ac/hr):		
Pressure Relative to Adjoining Space:	Positive	
Filtration (%DSE and % Arrestance):	/	F7 - minimum
Humidity (%RH):		

General Notes: Heating Type: Radiant Panels with TRV Remote Head Adj. Cooling: Comfort Cooled Fresh Air

LIGHTING		
Service Illumination (Lux):	500	
Service Illumination Night (Lux):		Not Applicable
Local Illumination (Lux):	1,000.0	@ Bed/trolley 1450 AFFL
Colour Rendering Required:	Y	Colour rendering characteristics (Ra):80
Standby Lighting Grade:	A	Lighting of the level and quality equal or nearly equal to that provided by normal lighting

General Notes: Control: Switch

NOISE		
Privacy Factor Required (dB):		
Mechanical Services (NR):	35	Intrusive Noise: SHTM 08-01 noise intrusion from external noise sources is not given in NR values but instead in LAeq,1hr and LAmax,f.
Intrusive Noise (NR Leq):		40:daytime (LAeq,1hr)
***Acceptable Sound Level [L10dB(A)]:**		
***Speech Privacy Required:**	Y	
***Quality Which Cannot Be Tolerated:**		
(* alternative format)		

General Notes: Refer to HLM 252 series of drawings for partition types and Acoustic Report (PCP 4.13)

SAFETY		
Hot Surface Max. Temp (DegC):	43	
Hot Water Max. Temp (DegC):	41	

General Notes: Maximum cold water discharge temperature (degC): 20

FIRE

Enclosure:

Automatic Detection:

Refer to HLM 572 series of drawings and Fire Strategy Report (PCP 4.12)

ADB	Room Design Character	X0105-01

Project:	11072	RHSC & DCN		
Department:	01	Key Rooms (Financial Close)		
Room:	X0105-01	Treatment room: with Prep Area		
Room Number:	G-D1-033		**Revision Date:**	18/09/2014

Walls:	Refer to HLM 330 series of drawings
Floor:	Refer to HLM 330 series of drawings
Ceiling:	Refer to HLM 332 series of drawings
Doorsets:	Refer to HLM 322 series of drawings for location / type.
Windows:	Clear, solar control (East, South, West facing), privacy control
Internal Glazing:	Refer to HLM 322 series for door and screen types.
Hatch:	N/A

Notes:

ADB	Schedule of Components by Room	X0105-01

Project: 11072 RHSC & DCN
Department: D1 RHSC Main Outpatients
Room: X0105-01 Treatment Room (with prep area)
Room Number: G-D1-033 **Revision Date:** 09/09/2014

Quantity					Alt. Code	Grp
New	Trans	Total	Code	Description		
1		1	ALA001	PUSH BUTTON, security alarm		1
1		1	BAS101	BASIN, medium, hospital pattern, vitreous china, no tap holes, no overflow, intefral back outlet, 500W 400D		1
1		1	BED2502	BED HEAD BUFFER; bed and wall protection; vertical; wall mounted.		1
1		1	BRA004	BRACKET; holder; suction unit; trunking/rail mounted		2
2		2	CHA017	CHAIR; upright; upholstered; stacking		3
1		1	COM033	COMPUTER KEYBOARD		3
1		1	COM038	COMPUTER PRINTER, laser, A4, 250H 380W 385D		3
1		1	COM1000	COMPUTER MONITOR; TFT; Sunray digital flat panel display; desk top		3
1		1	COU2506	COUCH; examination/treatment; (3 section); electric; variable height; retractable wheels; with paper roll holder.		3
1		1	DIS011	DISPENSER, barrier cream, disposable single cartridge, wall mounted		2
1		1	DIS013	DISPENSER, paper towel, wall mounted		2
1		1	DIS030	DISPENSER, soap, disposable single cartridge, lever action, wall mounted		2
1		1	DIS2500	DISPENSER; danicentre; combined glove/apron.		2
1		1	DIS2503	DISPENSER; alcohol gel; disposable single cartridge; wall mounted.		2
1		1	HOI006	HOIST PATIENT; electric; 24V; track ceiling mounted (Length of the track to suit the individual needs).		1
2		2	HOL005	HOLDER; bin; medium; capacity 70 litres; freestanding.		3
1		1	HOO022	HOOK; double; wall mounted.		1
2		2	HOO024	HOOK; hat and coat; 1.		1
1		1	LIG963	LUMINAIRE; examination; ceiling; adjustable.		1
2		2	MSC081	CABINET base; 600mm facing; (600x400 inserts); with formed plastic liners; 1 door hinged right; on plinth; o/a height 900.		1
1		1	MSC082	CABINET base; 600mm facing; (600x400 inserts); with formed plastic liners; 1 door hinged left; on plinth; o/a height 900.		1
2		2	MSC127	CABINET top; 600mm facing; (600x400 inserts); with formed plastic liners; 1 door hinged right; wall mounted.		1
1		1	MSC128	CABINET top; 600mm facing; (600x400 inserts); with formed plastic liners; 1 door hinged left; wall mounted.		1
1		1	OUT004	OUTLET cable, fused, 13 amp, ceiling mounted		1
2		2	OUT005	SOCKET outlet, switched, 13amp, single		1
4		4	OUT010	SOCKET outlet, switched, 13amp, twin		1
1		1	OUT012	SOCKET outlet switched 13amp twin; trunking/pendant mounted.		1
2		2	OUT131	SOCKET outlet double data/voice; wall/trunking mounted.		1
1		1	OUT471	OUTLET; oxygen medical; trunking mounted.		1
1		1	OUT476	OUTLET; vacuum medical; trunking mounted.		1
1		1	PRI015	PRINTER; label; portable		3
1		1	RAI132	RAIL, clinical equipment, wall mounted, 1200mm		1
1		1	SIG2500	SIGN; vacant/engaged; wall mounted.		1
1		1	STO020	STOOL; anatomic; backrest; armrests; height adjustable		3
2		2	SUP2501	SUPPORT LEG; for 720 high worktop		1
1		1	SWC025	SWITCH, light		1

ADB	Schedule of Components by Room	X0105-01

Project: 11072 RHSC & DCN
Department: D1 RHSC Main Outpatients
Room: X0105-01 Treatment Room (with prep area)
Room Number: G-D1-033 **Revision Date:** 09/09/2014

Quantity			Code	Description	Alt. Code	Grp
New	Trans	Total				
1		1	TAP894	TAP bib; hospital pattern; integral thermostatic mixer; HTM64		1
1		1	TEL1000	TELEPHONE; handset.		3
1		1	TRA1003	TRACK; curtain; bed/trolley; length and shape as drawn.		1
1		1	TRO133	TROLLEY, dressing/instrument, stainless steel, buffered, 870H 750W 450D		3
2		2	TRU1001	MEDICAL SERVICE TRUNKING; horizontal; length as drawn.		1
1		1	WAS100	WASTE, unslotted flush-grated, metal, 1.1/4 in		1
1		1	WAS1000	TRAP; concealed waste; for back outlet basins.		1
1		1	WKT1003L	WORKTOP; 720 high 600 deep 40mm thick; with 50mm upstand; length as drawn.		1
1		1	WKT1006H	WORKTOP; 920 high 800 deep 40mm thick; with 50mm upstand; length as drawn.		1

ADB	Room Data Sheet	C0224-01

Project:	11072	RHSC & DCN		
Department:	01	Key Rooms (Financial Close)		
Room:	C0224-01	Consulting/examination: RHSC		
Room Number:	G-D1-039		**Revision Date:**	18/09/2014

Activities:	1) Consultations. 2) Minimally invasive clinical procedures undertaken from one or both sides of the couch. 3) Storage of sterile supplies and consumables on a trolley 4) Assessment / updating of electronic patient records (EPRs) 5) Clinical handwashing 6) Examinations carried out from one or both sides of the couch 7) Patient may undress/dress in privacy			
Personnel:	1 x patient 3 x staff 2 x escorts			
Planning Relationships:				
Space Data:	**Area (m²):**		**Height (mm):**	2,700
	Refer to HLM-SZ-SL-SH-200-001 for room areas.			

Notes:

Refer to ME 571 series of drawings for access control (PCP 4.17)

Refer to HLM-SZ-00-PL-331-001 Anti-ligature Strategy for anti-ligature provision

ADB	Room Environmental Data	C0224-01

Project:	11072	RHSC & DCN		
Department:	01	Key Rooms (Financial Close)		
Room:	C0224-01	Consulting/examination: RHSC		
Room Number:	G-D1-039		**Revision Date:**	18/09/2014

AIR	Requirements	Notes
Winter Temperature (DegC):		Permissible space temperature range (dry bulb) (degC) : 18 - 28
Summer Temperature (DegC):		
Mechanical Ventilation (Supply ac/hr):	3.0	Ventilation Type: Central Supply and Extract
Mechanical Ventilation (Extract ac/hr):	3.0	
Pressure Relative to Adjoining Space:	Balanced	
Filtration (%DSE and % Arrestance):	/	G4 - minimum
Humidity (%RH):		

General Notes: Heating Type: Radiant Panels with TRV Remote Head Adj. Cooling: Comfort Cooled Fresh Air

LIGHTING		
Service Illumination (Lux):	300	
Service Illumination Night (Lux):		Not Applicable
Local Illumination (Lux):	1,000.0	@ Bed/trolley 1450 AFFL
Colour Rendering Required:	Y	Colour rendering characteristics (Ra):80
Standby Lighting Grade:	A	Lighting of the level and quality equal or nearly equal to that provided by normal lighting

General Notes: Control: Switch

NOISE		
Privacy Factor Required (dB):		
Mechanical Services (NR):	35	Intrusive Noise: SHTM 08-01 noise intrusion from external noise sources is not given in NR values but instead in LAeq,1hr and LAmax,f.
Intrusive Noise (NR Leq):		40:daytime (LAeq,1hr)
***Acceptable Sound Level [L10dB(A)]:**		
***Speech Privacy Required:**	Y	
***Quality Which Cannot Be Tolerated:**		
(* alternative format)		

General Notes: Refer to HLM 252 series of drawings for partition types and Acoustic Report (PCP 4.13)

SAFETY		
Hot Surface Max. Temp (DegC):	43	
Hot Water Max. Temp (DegC):	41	

General Notes: Maximum cold water discharge temperature (degC): 20

FIRE

Enclosure:

Automatic Detection:

Refer to HLM 572 series of drawings and Fire Strategy Report (PCP 4.12)

ADB	Room Design Character	C0224-01

Project:	11072	RHSC & DCN		
Department:	01	Key Rooms (Financial Close)		
Room:	C0224-01	Consulting/examination: RHSC		
Room Number:	G-D1-039		**Revision Date:**	18/09/2014

Walls:	Refer to HLM 330 series of drawings
Floor:	Refer to HLM 330 series of drawings
Ceiling:	Refer to HLM 332 series of drawings
Doorsets:	Refer to HLM 322 series of drawings for location / type.
Windows:	Clear, solar control (East, South, West facing), privacy control
Internal Glazing:	Refer to HLM 322 series for door and screen types.
Hatch:	N/A

Notes:

ADB	Schedule of Components by Room	C0224-01

Project: 11072 RHSC & DCN
Department: D1 RHSC Main Outpatients
Room: C0224-01 Consult/Examination
Room Number: G-D1-039 **Revision Date:** 09/09/2014

Quantity					Alt. Code	Grp
New	Trans	Total	Code	Description		
1		1	ALA001	PUSH BUTTON, security alarm		1
1		1	BAS101	BASIN, medium, hospital pattern, vitreous china, no tap holes, no overflow, intefral back outlet, 500W 400D		1
1		1	BED2502	BED HEAD BUFFER; bed and wall protection; vertical; wall mounted.		1
1		1	CAL047	PUSH BUTTON staff emergency call; reset and integral/adjacent indicator lamp; trunking mounted.		1
1		1	CHA002	CHAIR; height adjustable; medium back; swivel; 5 star base; on castors		3
5		5	CHA017	CHAIR; upright; upholstered; stacking		3
1		1	CLO003	CLOCK synchronous with second sweep hand, wall mounted		1
1		1	COM033	COMPUTER KEYBOARD		3
1		1	COM038	COMPUTER PRINTER, laser, A4, 250H 380W 385D		3
1		1	COM1000	COMPUTER MONITOR; TFT; Sunray digital flat panel display; desk top		3
1		1	COU2506	COUCH; examination/treatment; (3 section); electric; variable height; retractable wheels; with paper roll holder.		3
1		1	DIA2500	DIAGNOSTIC SET; auroscope/opthalmoscope; wall mounted.		2
1		1	DIS013	DISPENSER, paper towel, wall mounted		2
1		1	DIS030	DISPENSER, soap, disposable single cartridge, lever action, wall mounted		2
1		1	DIS2500	DISPENSER; danicentre; combined glove/apron.		2
1		1	DIS2503	DISPENSER; alcohol gel; disposable single cartridge; wall mounted.		2
2		2	HOL005	HOLDER; bin; medium; capacity 70 litres; freestanding.		3
1		1	HOO022	HOOK; double; wall mounted.		1
1		1	LIG963	LUMINAIRE; examination; ceiling; adjustable.		1
1		1	MSC197	CABINET top; 600mm facing; with 1 shelf; 1 door hinged right; wall mounted.		1
1		1	MSC2515	CABINET base; 600mm facing; (600x400 inserts); with formed plastic liners; 1 door hinged right; lockable; shelved; on plinth; o/a height 900.		1
1		1	OUT005	SOCKET outlet, switched, 13amp, single		1
4		4	OUT010	SOCKET outlet, switched, 13amp, twin		1
1		1	OUT012	SOCKET outlet switched 13amp twin; trunking/pendant mounted.		1
1		1	OUT052	CONNECTION UNIT, switched, 13 amp		1
1		1	OUT121	SOCKET outlet; computer data; double.		1
1		1	OUT131	SOCKET outlet double data/voice; wall/trunking mounted.		1
1		1	OUT471	OUTLET; oxygen medical; trunking mounted.		1
1		1	OUT476	OUTLET; vacuum medical; trunking mounted.		1
1		1	PRI015	PRINTER; label; portable		3
1		1	RAI130	RAIL, clinical equipment, wall mounted, 600mm		1
1		1	SIG2500	SIGN; vacant/engaged; wall mounted.		1
1		1	SIG2501	Sign; door slot Drs name		1
1		1	SPH003	SPHYGMOMANOMETER; rail mounted		3
1		1	STO020	STOOL; anatomic; backrest; armrests; height adjustable		3
2		2	SUP2501	SUPPORT LEG; for 720 high worktop		1
1		1	SWC025	SWITCH, light		1

ADB	Schedule of Components by Room	C0224-01

Project: 11072 RHSC & DCN
Department: D1 RHSC Main Outpatients
Room: C0224-01 Consult/Examination
Room Number: G-D1-039 **Revision Date:** 09/09/2014

Quantity					Alt. Code	Grp
New	Trans	Total	Code	Description		
1		1	TAP894	TAP bib; hospital pattern; integral thermostatic mixer; HTM64		1
1		1	TEL1000	TELEPHONE; handset.		3
1		1	TRA1003	TRACK; curtain; bed/trolley; length and shape as drawn.		1
1		1	TRO131	TROLLEY, dressing/instrument, stainless steel, buffered, 870H 450W 450D		3
1		1	TRU1000	TRUNKING; Power and Data trunking; length as drawn.		1
1		1	TRU1001	MEDICAL SERVICE TRUNKING; horizontal; length as drawn.		1
1		1	VIE900	PEEPHOLE		1
1		1	WAS100	WASTE, unslotted flush-grated, metal, 1.1/4 in		1
1		1	WAS1000	TRAP; concealed waste; for back outlet basins.		1
1		1	WKT1003H	WORKTOP; 920 high 600 deep 40mm thick; with 50mm upstand; length as drawn.		1
1		1	WKT1006L	WORKTOP; 720 high 800 deep 40mm thick; with 50mm upstand; length as drawn.		1

ADB	Room Data Sheet	C0217-01

Project:	11072	RHSC & DCN		
Department:	01	Key Rooms (Financial Close)		
Room:	C0217-01	Consult/exam: multidisciplinary - RHSC		
Room Number:	G-D1-040		**Revision Date:**	18/09/2014

Activities:	1) Consultations. 2) Minimally invasive clinical procedures undertaken from one or both sides of the couch. 3) Storage of sterile supplies and consumables on a trolley 4) Assessment / updating of electronic patient records (EPRs) 5) Clinical handwashing 6) Patient may undress/dress in privacy			
Personnel:	1 x patient 8 x staff 2 x escorts			
Planning Relationships:				
Space Data:	**Area (m²):**		**Height (mm):**	2,700
	Refer to HLM-SZ-SL-SH-200-001 for room areas.			

Notes:

Refer to ME 571 series of drawings for access control (PCP 4.17)

Refer to HLM-SZ-00-PL-331-001 Anti-ligature Strategy for anti-ligature provision

ADB	Room Environmental Data	C0217-01

Project:	11072	RHSC & DCN		
Department:	01	Key Rooms (Financial Close)		
Room:	C0217-01	Consult/exam: multidisciplinary - RHSC		
Room Number:	G-D1-040		**Revision Date:**	18/09/2014

AIR	Requirements	Notes
Winter Temperature (DegC):		Permissible space temperature range (dry bulb) (degC) : 18 - 28
Summer Temperature (DegC):		
Mechanical Ventilation (Supply ac/hr):	3.0	Ventilation Type: Central Supply and Extract
Mechanical Ventilation (Extract ac/hr):	3.0	
Pressure Relative to Adjoining Space:	Balanced	
Filtration (%DSE and % Arrestance):	/	G4 - minimum
Humidity (%RH):		

General Notes: Heating Type: Radiant Panels with TRV Remote Head Adj. Cooling: Comfort Cooled Fresh Air

LIGHTING		
Service Illumination (Lux):	300	
Service Illumination Night (Lux):		Not Applicable
Local Illumination (Lux):	1,000.0	@ Bed/trolley 1450 AFFL
Colour Rendering Required:	Y	Colour rendering characteristics (Ra):80
Standby Lighting Grade:	A	Lighting of the level and quality equal or nearly equal to that provided by normal lighting

General Notes: Control: Switch

NOISE		
Privacy Factor Required (dB):		
Mechanical Services (NR):	35	Intrusive Noise: SHTM 08-01 noise intrusion from external noise sources is not given in NR values but instead in LAeq,1hr and LAmax,f.
Intrusive Noise (NR Leq):		40:daytime (LAeq,1hr)
***Acceptable Sound Level [L10dB(A)]:**		
***Speech Privacy Required:**	Y	
***Quality Which Cannot Be Tolerated:**		
(* alternative format)		

General Notes: Refer to HLM 252 series of drawings for partition types and Acoustic Report (PCP 4.13)

SAFETY		
Hot Surface Max. Temp (DegC):	43	
Hot Water Max. Temp (DegC):	41	

General Notes: Maximum cold water discharge temperature (degC): 20

FIRE

Enclosure:

Automatic Detection:

Refer to HLM 572 series of drawings and Fire Strategy Report (PCP 4.12)

ADB	Room Design Character	C0217-01

Project:	11072	RHSC & DCN		
Department:	01	Key Rooms (Financial Close)		
Room:	C0217-01	Consult/exam: multidisciplinary - RHSC		
Room Number:	G-D1-040		**Revision Date:**	18/09/2014

Walls:	Refer to HLM 330 series of drawings
Floor:	Refer to HLM 330 series of drawings
Ceiling:	Refer to HLM 332 series of drawings
Doorsets:	Refer to HLM 322 series of drawings for location / type.
Windows:	Clear, privacy control
Internal Glazing:	Refer to HLM 322 series for door and screen types.
Hatch:	N/A

Notes:

ADB	Schedule of Components by Room	C0217-01

Project: 11072 RHSC & DCN
Department: D1 RHSC Main Outpatients
Room: C0217-01 Consult/Multi-Disciplinary
Room Number: G-D1-040 **Revision Date:** 18/09/2014

Quantity					Alt. Code	Grp
New	Trans	Total	Code	Description		
1		1	ALA001	PUSH BUTTON, security alarm		1
1		1	BAS101	BASIN, medium, hospital pattern, vitreous china, no tap holes, no overflow, intefral back outlet, 500W 400D		1
1		1	BED2502	BED HEAD BUFFER; bed and wall protection; vertical; wall mounted.		1
1		1	CHA002	CHAIR; height adjustable; medium back; swivel; 5 star base; on castors		3
10		10	CHA017	CHAIR; upright; upholstered; stacking		3
1		1	CLO003	CLOCK synchronous with second sweep hand, wall mounted		1
1		1	COM033	COMPUTER KEYBOARD		3
1		1	COM038	COMPUTER PRINTER, laser, A4, 250H 380W 385D		3
1		1	COM1000	COMPUTER MONITOR; TFT; Sunray digital flat panel display; desk top		3
1		1	COU2506	COUCH; examination/treatment; (3 section); electric; variable height; retractable wheels; with paper roll holder.		3
1		1	DIA2500	DIAGNOSTIC SET; auroscope/opthalmoscope; wall mounted.		2
1		1	DIS013	DISPENSER, paper towel, wall mounted		2
1		1	DIS030	DISPENSER, soap, disposable single cartridge, lever action, wall mounted		2
1		1	DIS2500	DISPENSER; danicentre; combined glove/apron.		2
2		2	DIS2503	DISPENSER; alcohol gel; disposable single cartridge; wall mounted.		2
1		1	DRA056	DRAWER UNIT, 2 drawer, lockable, on castors, 600H 410W 600D		3
1		1	HOI006	HOIST PATIENT; electric; 24V; track ceiling mounted (Length of the track to suit the individual needs).		1
2		2	HOL005	HOLDER; bin; medium; capacity 70 litres; freestanding.		3
2		2	HOO022	HOOK; double; wall mounted.		1
1		1	LIG055	LUMINAIRE variable spotlight beam produce around 40000 lux @ 1m and 60000 lux @ 0.8m. flexible arm; wall/ceiling mounted.		1
1		1	MSC198	CABINET top; 600mm facing; with 1 shelf; 1 door hinged left; wall mounted.		1
1		1	OUT004	OUTLET cable, fused, 13 amp, ceiling mounted		1
1		1	OUT005	SOCKET outlet, switched, 13amp, single		1
4		4	OUT010	SOCKET outlet, switched, 13amp, twin		1
1		1	OUT052	CONNECTION UNIT, switched, 13 amp		1
1		1	OUT121	SOCKET outlet; computer data; double.		1
1		1	OUT471	OUTLET; oxygen medical; trunking mounted.		1
1		1	OUT476	OUTLET; vacuum medical; trunking mounted.		1
1		1	PRI015	PRINTER; label; portable		3
1		1	RAI130	RAIL, clinical equipment, wall mounted, 600mm		1
1		1	SIG2500	SIGN; vacant/engaged; wall mounted.		1
1		1	SIG2501	Sign; door slot Drs name		1
1		1	SPH003	SPHYGMOMANOMETER; rail mounted		3
2		2	SUP2501	SUPPORT LEG; for 720 high worktop		1
1		1	SWC025	SWITCH, light		1
1		1	TAB002	TABLE; 650H 1200W 600D		3
1		1	TAP894	TAP bib; hospital pattern; integral thermostatic mixer; HTM64		1
1		1	TEL1000	TELEPHONE; handset.		3

ADB	Schedule of Components by Room	C0217-01

Project: 11072 RHSC & DCN
Department: D1 RHSC Main Outpatients
Room: C0217-01 Consult/Multi-Disciplinary
Room Number: G-D1-040
Revision Date: 18/09/2014

Quantity			Code	Description	Alt. Code	Grp
New	Trans	Total				
2		2	TRA1003	TRACK; curtain; bed/trolley; length and shape as drawn.		1
1		1	TRO131	TROLLEY, dressing/instrument, stainless steel, buffered, 870H 450W 450D		3
1		1	TRU1000	TRUNKING; Power and Data trunking; length as drawn.		1
1		1	TRU1001	MEDICAL SERVICE TRUNKING; horizontal; length as drawn.		1
1		1	VIE900	PEEPHOLE		1
1		1	WAS100	WASTE, unslotted flush-grated, metal, 1.1/4 in		1
1		1	WAS1000	TRAP; concealed waste; for back outlet basins.		1
1		1	WKT1006L	WORKTOP; 720 high 800 deep 40mm thick; with 50mm upstand; length as drawn.		1

ADB	Room Data Sheet	C0715

Project:	11072	RHSC & DCN		
Department:	01	Key Rooms (Financial Close)		
Room:	C0715	Cardio Pulmonary Exercise Lab		
Room Number:	G-D2-005		**Revision Date:**	18/09/2014

Activities:	1) Electrocardiogram (ECG) exercise stress test 2) Recording of test results 3) Clinical hand washing 4) Patient may undress/dress in privacy 5) Hanging clothing 6) Use of call systems 7) Use of monitoring/diagnostic or therapeutic equipment			
Personnel:	1 x patient 2 x staff 2 x escorts			
Planning Relationships:				
Space Data:	**Area (m²):**		**Height (mm):**	2,700
	Refer to HLM-SZ-SL-SH-200-001 for room areas.			

Notes:

Refer to ME 571 series of drawings for access control (PCP 4.17)

Refer to HLM-SZ-00-PL-331-001 Anti-ligature Strategy for anti-ligature provision

ADB	Room Environmental Data	C0715

Project:	11072	RHSC & DCN		
Department:	01	Key Rooms (Financial Close)		
Room:	C0715	Cardio Pulmonary Exercise Lab		
Room Number:	G-D2-005		**Revision Date:**	18/09/2014

AIR	Requirements	Notes
Winter Temperature (DegC):		Permissible space temperature range (dry bulb) (degC) : 18 - 28
Summer Temperature (DegC):		
Mechanical Ventilation (Supply ac/hr):	10.0	Ventilation Type: Central Supply Air
Mechanical Ventilation (Extract ac/hr):		
Pressure Relative to Adjoining Space:	Positive	
Filtration (%DSE and % Arrestance):	/	F7 - minimum
Humidity (%RH):		

General Notes: Heating Type: Radiant Panels with TRV Remote Head Adj. Cooling: Comfort Cooled Fresh Air

LIGHTING		
Service Illumination (Lux):	500	
Service Illumination Night (Lux):		Not Applicable
Local Illumination (Lux):	1,000.0	@ Bed / Trolley 1450 AFFL
Colour Rendering Required:	Y	Colour rendering characteristics (Ra):80
Standby Lighting Grade:	A	Lighting of the level and quality equal or nearly equal to that provided by normal lighting

General Notes: Control: Switch

NOISE		
Privacy Factor Required (dB):		
Mechanical Services (NR):	35	Intrusive Noise: SHTM 08-01 noise intrusion from external noise sources is not given in NR values but instead in LAeq,1hr and LAmax,f.
Intrusive Noise (NR Leq):		40:daytime (LAeq,1hr)
***Acceptable Sound Level [L10dB(A)]:**		
***Speech Privacy Required:**	Y	
***Quality Which Cannot Be Tolerated:**		
(* alternative format)		

General Notes: Refer to HLM 252 series of drawings for partition types and Acoustic Report (PCP 4.13)

SAFETY		
Hot Surface Max. Temp (DegC):	43	
Hot Water Max. Temp (DegC):	41	

General Notes: Maximum cold water discharge temperature (degC): 20

FIRE

Enclosure:

Automatic Detection:

Refer to HLM 572 series of drawings and Fire Strategy Report (PCP 4.12)

ADB	Room Design Character	C0715

Project:	11072	RHSC & DCN
Department:	01	Key Rooms (Financial Close)
Room:	C0715	Cardio Pulmonary Exercise Lab
Room Number:	G-D2-005	**Revision Date:** 18/09/2014

Walls:	Refer to HLM 330 series of drawings
Floor:	Refer to HLM 330 series of drawings
Ceiling:	Refer to HLM 332 series of drawings
Doorsets:	Refer to HLM 322 series of drawings for location / type.
Windows:	Clear, privacy control
Internal Glazing:	Refer to HLM 322 series for door and screen types.
Hatch:	N/A

Notes:

ADB	Schedule of Components by Room	C0715

Project: 11072 RHSC & DCN
Department: D2 Cardiology & Respiratory
Room: C0715 Cardio Pulmonary Exe Lab
Room Number: G-D2-005 **Revision Date:** 09/09/2014

Quantity					Alt. Code	Grp
New	Trans	Total	Code	Description		
1		1	ALA001	PUSH BUTTON, security alarm		1
1		1	BAS101	BASIN, medium, hospital pattern, vitreous china, no tap holes, no overflow, intefral back outlet, 500W 400D		1
1		1	BRA013	BRACKET; TV; height adjustable; wall mounted.		1
4		4	CHA017	CHAIR; upright; upholstered; stacking		3
1		1	CHA063	CHAIR; height adjustable; with arms; high back; swivel; 5 star base; on castors		3
1		1	CLO003	CLOCK synchronous with second sweep hand, wall mounted		1
1		1	COM033	COMPUTER KEYBOARD		3
1		1	COM1000	COMPUTER MONITOR; TFT; Sunray digital flat panel display; desk top		3
1		1	CUP011	CUPBOARD, metal, with 4 pull out galvanised shelves, lockable, 1800H 1000W 500D		3
1		1	CUP031	CUPBOARD; 1 shelf; on plinth; 800H 1200W 500D.		1
2		2	DIS013	DISPENSER, paper towel, wall mounted		2
1		1	DIS030	DISPENSER, soap, disposable single cartridge, lever action, wall mounted		2
1		1	DIS2503	DISPENSER; alcohol gel; disposable single cartridge; wall mounted.		2
1		1	EXE900	EXERCISE SYSTEM; Bicycle		3
2		2	HOL005	HOLDER; bin; medium; capacity 70 litres; freestanding.		3
3		3	HOO022	HOOK; double; wall mounted.		1
2		2	MST001	TROLLEY; single open frame; with handle; up to 5 sets of runners; 600mm facing; approx 850H 730W 450D		3
1		1	OUT005	SOCKET outlet, switched, 13amp, single		1
2		2	OUT010	SOCKET outlet, switched, 13amp, twin		1
4		4	OUT012	SOCKET outlet switched 13amp twin; trunking/pendant mounted.		1
5		5	OUT131	SOCKET outlet double data/voice; wall/trunking mounted.		1
1		1	OUT206	SOCKET outlet television aerial; single; wall mounted.		1
1		1	OUT452	OUTLET; 4 kPa compressed air medical; trunking mounted.		1
1		1	OUT471	OUTLET; oxygen medical; trunking mounted.		1
1		1	OUT476	OUTLET; vacuum medical; trunking mounted.		1
1		1	SPH003	SPHYGMOMANOMETER; rail mounted		3
1		1	STF2505	STORAGE UNIT; upper cupboard; drugs; 1 door; lockable; 550h 600w 300d		1
1		1	STO004	STOOL, height adjustable, swivel, mobile		3
2		2	SUP2501	SUPPORT LEG; for 720 high worktop		1
1		1	SWC025	SWITCH, light		1
1		1	TAP809	TAP, bib, lever, hospital pattern, pair hot and cold, 1/2 in.		1
1		1	TAP894	TAP bib; hospital pattern; integral thermostatic mixer; HTM64		1
1		1	TEL1000	TELEPHONE; handset.		3
1		1	TRA1003	TRACK; curtain; bed/trolley; length and shape as drawn.		1
1		1	TRO2506	TROLLEY; control; including printer		3
1		1	TRO2507	TROLLEY; control; including PC		3
1		1	TRO2514	TROLLEY; Spirometer		3
1		1	TRO911	TROLLEY; dressing/instrument; stainless steel; buffered; 870H 750W 450D; 1 drawer		3

ADB	Schedule of Components by Room	C0715

Project: 11072 RHSC & DCN
Department: D2 Cardiology & Respiratory
Room: C0715 Cardio Pulmonary Exe Lab
Room Number: G-D2-005
Revision Date: 09/09/2014

Quantity			Code	Description	Alt. Code	Grp
New	Trans	Total				
2		2	TRU1000	TRUNKING; Power and Data trunking; length as drawn.		1
1		1	TRU1001	MEDICAL SERVICE TRUNKING; horizontal; length as drawn.		1
1		1	TVM2500	TV / monitor flat screen with DVD player		3
1		1	WAS100	WASTE, unslotted flush-grated, metal, 1.1/4 in		1
1		1	WAS1000	TRAP; concealed waste; for back outlet basins.		1
1		1	WAS102	WASTE, unslotted flush-grated, metal, 1.1/2 in		1
1		1	WAS108	TRAP, bottle, 1.1/2 in, plastic resealing		1
1		1	WKT1006L	WORKTOP; 720 high 800 deep 40mm thick; with 50mm upstand; length as drawn.		1
1		1	WKT300R	WORKTOP; dished; stainless steel; with right hand sink bowl; cantilevered from wall; 1200W 650D; HTM63		1

ADB	Room Data Sheet	C0712

Project:	11072	RHSC & DCN		
Department:	01	Key Rooms (Financial Close)		
Room:	C0712	Treatment room: Echocardiography		
Room Number:	G-D2-006		**Revision Date:**	18/09/2014

Activities:	1) Dressing / undressing in privacy 2) Clinical handwashing 3) Assessment / updating of electronic patient records (EPRs) 4) Storage of sterile supplies and consumables on a trolley 5) Use of mobile diagnostic and therapeutic equipment 6) Echocardiography test			
Personnel:	1 x patient 1 x staff 2 x escorts			
Planning Relationships:	Close to a clean utility room. Close to a dirty utility room.			
Space Data:	**Area (m²):**		**Height (mm):**	2,700
	Refer to HLM-SZ-SL-SH-200-001 for room areas.			

Notes:

Refer to ME 571 series of drawings for access control (PCP 4.17)

Refer to HLM-SZ-00-PL-331-001 Anti-ligature Strategy for anti-ligature provision

ADB	Room Environmental Data	C0712

Project:	11072	RHSC & DCN		
Department:	01	Key Rooms (Financial Close)		
Room:	C0712	Treatment room: Echocardiography		
Room Number:	G-D2-006		**Revision Date:**	18/09/2014

AIR	Requirements	Notes
Winter Temperature (DegC):		Permissible space temperature range (dry bulb) (degC) : 18 - 25
Summer Temperature (DegC):		
Mechanical Ventilation (Supply ac/hr):	8.0	Ventilation Type: Central Supply and Extract
Mechanical Ventilation (Extract ac/hr):	8.0	
Pressure Relative to Adjoining Space:	Balanced	
Filtration (%DSE and % Arrestance):	/	F7 - minimum
Humidity (%RH):		

General Notes: Heating Type: Warm Air - Reheat Battery with BMS Adjustable Sensor. Cooling: Comfort Cooled

LIGHTING		
Service Illumination (Lux):	300	
Service Illumination Night (Lux):		Not Applicable
Local Illumination (Lux):	1,000.0	@ General working plane 1000 AFFL
Colour Rendering Required:	Y	Colour rendering characteristics (Ra):80
Standby Lighting Grade:	A	Lighting of the level and quality equal or nearly equal to that provided by normal lighting

General Notes: Control: Switch/ Dimmer

NOISE		
Privacy Factor Required (dB):		
Mechanical Services (NR):	35	Intrusive Noise: SHTM 08-01 noise intrusion from external noise sources is not given in NR values but instead in LAeq,1hr and LAmax,f.
Intrusive Noise (NR Leq):		40:daytime (LAeq,1hr)
***Acceptable Sound Level [L10dB(A)]:**		
***Speech Privacy Required:**	Y	
***Quality Which Cannot Be Tolerated:**		
(* alternative format)		

General Notes: Refer to HLM 252 series of drawings for partition types and Acoustic Report (PCP 4.13)

SAFETY		
Hot Surface Max. Temp (DegC):	43	
Hot Water Max. Temp (DegC):	41	

General Notes: Maximum cold water discharge temperature (degC): 20

FIRE

Enclosure:

Automatic Detection:

Refer to HLM 572 series of drawings and Fire Strategy Report (PCP 4.12)

ADB	Room Design Character	C0712

Project:	11072	RHSC & DCN
Department:	01	Key Rooms (Financial Close)
Room:	C0712	Treatment room: Echocardiography
Room Number:	G-D2-006	**Revision Date:** 18/09/2014

Walls:	Refer to HLM 330 series of drawings
Floor:	Refer to HLM 330 series of drawings
Ceiling:	Refer to HLM 332 series of drawings
Doorsets:	Refer to HLM 322 series of drawings for location / type.
Windows:	N/A
Internal Glazing:	Refer to HLM 322 series for door and screen types.
Hatch:	N/A

Notes:

ADB	Schedule of Components by Room	C0712

Project: 11072 RHSC & DCN
Department: D2 Cardiology & Respiratory
Room: C0712 Echocardiography Room
Room Number: G-D2-006
Revision Date: 09/09/2014

Quantity					Alt. Code	Grp
New	Trans	Total	Code	Description		
1		1	ALA001	PUSH BUTTON, security alarm		1
1		1	BAS101	BASIN, medium, hospital pattern, vitreous china, no tap holes, no overflow, intefral back outlet, 500W 400D		1
1		1	BLI2500	Blind; total blackout boxed; length as indicated. Wipeable.		1
1		1	BRA013	BRACKET; TV; height adjustable; wall mounted.		1
1		1	CHA063	CHAIR; height adjustable; with arms; high back; swivel; 5 star base; on castors		3
5		5	CHA083	CHAIR, stacking, polypropylene, with back and seat pads		3
1		1	CLO003	CLOCK synchronous with second sweep hand, wall mounted		1
2		2	COM033	COMPUTER KEYBOARD		3
2		2	COM1000	COMPUTER MONITOR; TFT; Sunray digital flat panel display; desk top		3
1		1	COU2506	COUCH; examination/treatment; (3 section); electric; variable height; retractable wheels; with paper roll holder.		3
1		1	CRD016	ECHOCARDIOGRAPHY MACHINE		3
2		2	CUP675	CUPBOARD; 1 shelf; on plinth; 850H 600W 500D.		1
1		1	DIS007	DISPENSER, paper towel roll, wall mounted		2
1		1	DIS013	DISPENSER, paper towel, wall mounted		2
1		1	DIS030	DISPENSER, soap, disposable single cartridge, lever action, wall mounted		2
1		1	DIS2500	DISPENSER; danicentre; combined glove/apron.		2
1		1	DIS2503	DISPENSER; alcohol gel; disposable single cartridge; wall mounted.		2
2		2	HOL005	HOLDER; bin; medium; capacity 70 litres; freestanding.		3
1		1	OUT005	SOCKET outlet, switched, 13amp, single		1
2		2	OUT010	SOCKET outlet, switched, 13amp, twin		1
8		8	OUT012	SOCKET outlet switched 13amp twin; trunking/pendant mounted.		1
6		6	OUT131	SOCKET outlet double data/voice; wall/trunking mounted.		1
1		1	OUT206	SOCKET outlet television aerial; single; wall mounted.		1
1		1	OUT471	OUTLET; oxygen medical; trunking mounted.		1
1		1	OUT476	OUTLET; vacuum medical; trunking mounted.		1
1		1	STF135	STORAGE UNIT; lower; cupboard; 2 door; 1 shelf; lockable; 750H 1000W 450D		1
1		1	STO004	STOOL, height adjustable, swivel, mobile		3
2		2	SUP2501	SUPPORT LEG; for 720 high worktop		1
1		1	SWC025	SWITCH, light		1
1		1	TAP894	TAP bib; hospital pattern; integral thermostatic mixer; HTM64		1
1		1	TEL1000	TELEPHONE; handset.		3
1		1	TRA1003	TRACK; curtain; bed/trolley; length and shape as drawn.		1
1		1	TRU1000	TRUNKING; Power and Data trunking; length as drawn.		1
1		1	TRU1001	MEDICAL SERVICE TRUNKING; horizontal; length as drawn.		1
1		1	TVM2500	TV / monitor flat screen with DVD player		3
1		1	WAS100	WASTE, unslotted flush-grated, metal, 1.1/4 in		1
1		1	WAS1000	TRAP; concealed waste; for back outlet basins.		1

ADB	Schedule of Components by Room	C0712

Project: 11072 RHSC & DCN
Department: D2 Cardiology & Respiratory
Room: C0712 Echocardiography Room
Room Number: G-D2-006
Revision Date: 09/09/2014

Quantity			Code	Description	Alt. Code	Grp
New	Trans	Total				
1		1	WKT1003H	WORKTOP; 920 high 600 deep 40mm thick; with 50mm upstand; length as drawn.		1
1		1	WKT1006L	WORKTOP; 720 high 800 deep 40mm thick; with 50mm upstand; length as drawn.		1

ADB	Room Data Sheet	C0718-02

Project:	11072	RHSC & DCN		
Department:	01	Key Rooms (Financial Close)		
Room:	C0718-02	Lung Function Laboratory		
Room Number:	G-D2-013		**Revision Date:**	18/09/2014

Activities:	1) Electrocardiogram (ECG) exercise stress test 2) Recording of test results 3) Clinical hand washing 4) Hanging clothing 5) Use of monitoring/diagnostic or therapeutic equipment			
Personnel:	1 x patient 2 x staff 2 x escorts			
Planning Relationships:				
Space Data:	**Area (m²):**		**Height (mm):**	2,700
	Refer to HLM-SZ-SL-SH-200-001 for room areas.			

Notes:

Refer to ME 571 series of drawings for access control (PCP 4.17)

Refer to HLM-SZ-00-PL-331-001 Anti-ligature Strategy for anti-ligature provision

ADB	Room Environmental Data	C0718-02

Project:	11072	RHSC & DCN		
Department:	01	Key Rooms (Financial Close)		
Room:	C0718-02	Lung Function Laboratory		
Room Number:	G-D2-013		**Revision Date:**	18/09/2014

AIR	Requirements	Notes
Winter Temperature (DegC):		Permissible space temperature range (dry bulb) (degC) : 18 - 28
Summer Temperature (DegC):		
Mechanical Ventilation (Supply ac/hr):	10.0	Ventilation Type: Central Supply Air
Mechanical Ventilation (Extract ac/hr):		
Pressure Relative to Adjoining Space:	Positive	
Filtration (%DSE and % Arrestance):	/	F7 - minimum
Humidity (%RH):		

General Notes: Heating Type: Radiant Panels with TRV Remote Head Adj. Cooling: Comfort Cooled Fresh Air

LIGHTING		
Service Illumination (Lux):	500	
Service Illumination Night (Lux):		Not Applicable
Local Illumination (Lux):	1,000.0	@ Bed / Trolley 1450 AFFL
Colour Rendering Required:	Y	Colour rendering characteristics (Ra):80
Standby Lighting Grade:	A	Lighting of the level and quality equal or nearly equal to that provided by normal lighting

General Notes: Control: Switch

NOISE		
Privacy Factor Required (dB):		
Mechanical Services (NR):	35	Intrusive Noise: SHTM 08-01 noise intrusion from external noise sources is not given in NR values but instead in LAeq,1hr and LAmax,f.
Intrusive Noise (NR Leq):		40:daytime (LAeq,1hr)
***Acceptable Sound Level [L10dB(A)]:**		
***Speech Privacy Required:**	Y	
***Quality Which Cannot Be Tolerated:**		
(* alternative format)		

General Notes: Refer to HLM 252 series of drawings for partition types and Acoustic Report (PCP 4.13)

SAFETY		
Hot Surface Max. Temp (DegC):	43	
Hot Water Max. Temp (DegC):	41	

General Notes: Maximum cold water discharge temperature (degC): 20

FIRE

Enclosure:

Automatic Detection:

Refer to HLM 572 series of drawings and Fire Strategy Report (PCP 4.12)

ADB	Room Design Character	C0718-02

Project:	11072	RHSC & DCN		
Department:	01	Key Rooms (Financial Close)		
Room:	C0718-02	Lung Function Laboratory		
Room Number:	G-D2-013		**Revision Date:**	18/09/2014

Walls:	Refer to HLM 330 series of drawings
Floor:	Refer to HLM 330 series of drawings
Ceiling:	Refer to HLM 332 series of drawings
Doorsets:	Refer to HLM 322 series of drawings for location / type.
Windows:	N/A
Internal Glazing:	Refer to HLM 322 series for door and screen types.
Hatch:	N/A

Notes:

ADB	Schedule of Components by Room	C0718-02

Project: 11072 RHSC & DCN
Department: D2 Cardiology & Respiratory
Room: C0718-02 Lung Function Laboratory
Room Number: G-D2-013 **Revision Date:** 09/09/2014

Quantity					Alt. Code	Grp
New	Trans	Total	Code	Description		
1		1	ALA001	PUSH BUTTON, security alarm		1
1		1	BAS101	BASIN, medium, hospital pattern, vitreous china, no tap holes, no overflow, intefral back outlet, 500W 400D		1
1		1	BRA013	BRACKET; TV; height adjustable; wall mounted.		1
1		1	CAR010	CARREL; gas cylinder; metal frame and uprights; set to floor; cross bars; securing chain; 1300H 900W 500D.		1
3		3	CHA017	CHAIR; upright; upholstered; stacking		3
2		2	CHA063	CHAIR; height adjustable; with arms; high back; swivel; 5 star base; on castors		3
1		1	CLO003	CLOCK synchronous with second sweep hand, wall mounted		1
2		2	COM033	COMPUTER KEYBOARD		3
1		1	COM038	COMPUTER PRINTER, laser, A4, 250H 380W 385D		3
2		2	COM1000	COMPUTER MONITOR; TFT; Sunray digital flat panel display; desk top		3
1		1	COU2506	COUCH; examination/treatment; (3 section); electric; variable height; retractable wheels; with paper roll holder.		3
1		1	CUP011	CUPBOARD, metal, with 4 pull out galvanised shelves, lockable, 1800H 1000W 500D		3
1		1	CUP2515	CUPBOARD; base unit; 4 drawer; lockable; 600mm.		1
2		2	CUP675	CUPBOARD; 1 shelf; on plinth; 850H 600W 500D.		1
2		2	DIS013	DISPENSER, paper towel, wall mounted		2
2		2	DIS030	DISPENSER, soap, disposable single cartridge, lever action, wall mounted		2
1		1	DIS2503	DISPENSER; alcohol gel; disposable single cartridge; wall mounted.		2
1		1	DRY900	Dryer unit for equipment		3
2		2	HOL005	HOLDER; bin; medium; capacity 70 litres; freestanding.		3
3		3	HOO022	HOOK; double; wall mounted.		1
1		1	MSC081	CABINET base; 600mm facing; (600x400 inserts); with formed plastic liners; 1 door hinged right; on plinth; o/a height 900.		1
2		2	MST001	TROLLEY; single open frame; with handle; up to 5 sets of runners; 600mm facing; approx 850H 730W 450D		3
1		1	OUT005	SOCKET outlet, switched, 13amp, single		1
6		6	OUT010	SOCKET outlet, switched, 13amp, twin		1
5		5	OUT012	SOCKET outlet switched 13amp twin; trunking/pendant mounted.		1
1		1	OUT049	CONNECTION UNIT, switched, 13amp, flex outlet		1
1		1	OUT052	CONNECTION UNIT, switched, 13 amp		1
7		7	OUT131	SOCKET outlet double data/voice; wall/trunking mounted.		1
1		1	OUT452	OUTLET; 4 kPa compressed air medical; trunking mounted.		1
1		1	OUT471	OUTLET; oxygen medical; trunking mounted.		1
1		1	OUT476	OUTLET; vacuum medical; trunking mounted.		1
1		1	OXI2500	OXIMETER		3
1		1	PFT2500	Master PFT pro & body box		3
1		1	REF091	REFRIGERATOR; drug; capacity 35 litres; external temperature gauge; lockable; wall mounted; 510H 380W 445D		2
1		1	STF2505	STORAGE UNIT; upper cupboard; drugs; 1 door; lockable; 550h 600w 300d		1

ADB	Schedule of Components by Room	C0718-02

Project: 11072 RHSC & DCN
Department: D2 Cardiology & Respiratory
Room: C0718-02 Lung Function Laboratory
Room Number: G-D2-013
Revision Date: 09/09/2014

Quantity					Alt. Code	Grp
New	Trans	Total	Code	Description		
1		1	STO004	STOOL, height adjustable, swivel, mobile		3
1		1	SUP2500	SUPPORT LEG; for 920 high worktop		1
3		3	SUP2501	SUPPORT LEG; for 720 high worktop		1
1		1	SWC025	SWITCH, light		1
1		1	TAP809	TAP, bib, lever, hospital pattern, pair hot and cold, 1/2 in.		1
1		1	TAP894	TAP bib; hospital pattern; integral thermostatic mixer; HTM64		1
1		1	TEL1000	TELEPHONE; handset.		3
1		1	TRO2507	TROLLEY; control; including PC		3
1		1	TRO911	TROLLEY; dressing/instrument; stainless steel; buffered; 870H 750W 450D; 1 drawer		3
1		1	TRU1000	TRUNKING; Power and Data trunking; length as drawn.		1
1		1	TRU1001	MEDICAL SERVICE TRUNKING; horizontal; length as drawn.		1
1		1	TVM2500	TV / monitor flat screen with DVD player		3
1		1	WAS100	WASTE, unslotted flush-grated, metal, 1.1/4 in		1
1		1	WAS1000	TRAP; concealed waste; for back outlet basins.		1
1		1	WAS102	WASTE, unslotted flush-grated, metal, 1.1/2 in		1
1		1	WAS108	TRAP, bottle, 1.1/2 in, plastic resealing		1
2		2	WKT1003H	WORKTOP; 920 high 600 deep 40mm thick; with 50mm upstand; length as drawn.		1
1		1	WKT1003L	WORKTOP; 720 high 600 deep 40mm thick; with 50mm upstand; length as drawn.		1
1		1	WKT1006L	WORKTOP; 720 high 800 deep 40mm thick; with 50mm upstand; length as drawn.		1
1		1	WKT2504	WORKTOP; dished; stainless steel; with right hand sink bowl; cantilevered from wall; 1200W 650D; HTM63.		1

ADB	Room Data Sheet	C0718-01

Project:	11072	RHSC & DCN		
Department:	01	Key Rooms (Financial Close)		
Room:	C0718-01	Excercise Tolerance Test Room		
Room Number:	G-D2-014		**Revision Date:**	18/09/2014

Activities:	1) Electrocardiogram (ECG) exercise stress test 2) Recording of test results 3) Clinical hand washing 4) Hanging clothing 5) Use of monitoring/diagnostic or therapeutic equipment			
Personnel:	1 x patient 1 x staff 2 x escorts			
Planning Relationships:				
Space Data:	**Area (m²):**		**Height (mm):**	2,700
	Refer to HLM-SZ-SL-SH-200-001 for room areas.			

Notes:

Refer to ME 571 series of drawings for access control (PCP 4.17)

Refer to HLM-SZ-00-PL-331-001 Anti-ligature Strategy for anti-ligature provision

ADB	Room Environmental Data	C0718-01

Project:	11072	RHSC & DCN		
Department:	01	Key Rooms (Financial Close)		
Room:	C0718-01	Excercise Tolerance Test Room		
Room Number:	G-D2-014		**Revision Date:**	18/09/2014

AIR	Requirements	Notes
Winter Temperature (DegC):		Permissible space temperature range (dry bulb) (degC) : 18 - 28
Summer Temperature (DegC):		
Mechanical Ventilation (Supply ac/hr):	10.0	Ventilation Type: Central Supply Air
Mechanical Ventilation (Extract ac/hr):		
Pressure Relative to Adjoining Space:	Positive	
Filtration (%DSE and % Arrestance):	/	G4 - minimum
Humidity (%RH):		

General Notes: Heating Type: Radiant Panels with TRV Remote Head Adj. Cooling: Comfort Cooled Fresh Air

LIGHTING		
Service Illumination (Lux):	300	
Service Illumination Night (Lux):		Not Applicable
Local Illumination (Lux):	1,000.0	@ Bed/trolley 1450 AFFL
Colour Rendering Required:	Y	Colour rendering characteristics (Ra):80
Standby Lighting Grade:	A	Lighting of the level and quality equal or nearly equal to that provided by normal lighting

General Notes: Control: Switch

NOISE		
Privacy Factor Required (dB):		
Mechanical Services (NR):	35	Intrusive Noise: SHTM 08-01 noise intrusion from external noise sources is not given in NR values but instead in LAeq,1hr and LAmax,f.
Intrusive Noise (NR Leq):		40:daytime (LAeq,1hr)
***Acceptable Sound Level [L10dB(A)]:**		
***Speech Privacy Required:**	Y	
***Quality Which Cannot Be Tolerated:**		
(* alternative format)		

General Notes: Refer to HLM 252 series of drawings for partition types and Acoustic Report (PCP 4.13)

SAFETY		
Hot Surface Max. Temp (DegC):	43	
Hot Water Max. Temp (DegC):	41	

General Notes: Maximum cold water discharge temperature (degC): 20

FIRE

Enclosure:

Automatic Detection:

Refer to HLM 572 series of drawings and Fire Strategy Report (PCP 4.12)

ADB	Room Design Character	C0718-01

Project:	11072	RHSC & DCN		
Department:	01	Key Rooms (Financial Close)		
Room:	C0718-01	Excercise Tolerance Test Room		
Room Number:	G-D2-014		**Revision Date:**	18/09/2014

Walls:	Refer to HLM 330 series of drawings
Floor:	Refer to HLM 330 series of drawings
Ceiling:	Refer to HLM 332 series of drawings
Doorsets:	Refer to HLM 322 series of drawings for location / type.
Windows:	Clear, privacy control
Internal Glazing:	Refer to HLM 322 series for door and screen types.
Hatch:	N/A

Notes:

ADB	Schedule of Components by Room	C0718-01

Project: 11072 RHSC & DCN
Department: D2 Cardiology & Respiratory
Room: C0718-01 Exercise Tolerance Test Room
Room Number: G-D2-014 **Revision Date:** 09/09/2014

Quantity					Alt. Code	Grp
New	Trans	Total	Code	Description		
1		1	ALA001	PUSH BUTTON, security alarm		1
1		1	BAS101	BASIN, medium, hospital pattern, vitreous china, no tap holes, no overflow, intefral back outlet, 500W 400D		1
1		1	BLI2500	Blind; total blackout boxed; length as indicated. Wipeable.		1
1		1	BOA022	BOARD; display/notice; magnetic; wall mounted; 900H 600W.		1
1		1	BRA901	Bracket; Monitor oxygen/saturation outside rooms		2
4		4	CHA017	CHAIR; upright; upholstered; stacking		3
1		1	CHA063	CHAIR; height adjustable; with arms; high back; swivel; 5 star base; on castors		3
1		1	CLO003	CLOCK synchronous with second sweep hand, wall mounted		1
1		1	COM033	COMPUTER KEYBOARD		3
1		1	COM1000	COMPUTER MONITOR; TFT; Sunray digital flat panel display; desk top		3
1		1	CON2500	CONTROL UNIT; for treadmill.		3
1		1	COU2506	COUCH; examination/treatment; (3 section); electric; variable height; retractable wheels; with paper roll holder.		3
1		1	CUP011	CUPBOARD, metal, with 4 pull out galvanised shelves, lockable, 1800H 1000W 500D		3
1		1	DIS013	DISPENSER, paper towel, wall mounted		2
1		1	DIS030	DISPENSER, soap, disposable single cartridge, lever action, wall mounted		2
1		1	DIS2503	DISPENSER; alcohol gel; disposable single cartridge; wall mounted.		2
1		1	EXE016	EXERCISE TREADMILL		3
2		2	HOL005	HOLDER; bin; medium; capacity 70 litres; freestanding.		3
2		2	HOO022	HOOK; double; wall mounted.		1
1		1	MON912	MONITOR; Oxygen/Saturation		3
1		1	OUT005	SOCKET outlet, switched, 13amp, single		1
5		5	OUT010	SOCKET outlet, switched, 13amp, twin		1
4		4	OUT012	SOCKET outlet switched 13amp twin; trunking/pendant mounted.		1
2		2	OUT131	SOCKET outlet double data/voice; wall/trunking mounted.		1
1		1	OUT471	OUTLET; oxygen medical; trunking mounted.		1
1		1	OUT476	OUTLET; vacuum medical; trunking mounted.		1
1		1	RSU010	DEFIBRILLATOR; Manual		3
1		1	STF120	STORAGE UNIT; lower; cupboard; 1 door; 1 shelf; on castors; 600H 500W 450D		3
2		2	STO004	STOOL, height adjustable, swivel, mobile		3
1		1	SUP2501	SUPPORT LEG; for 720 high worktop		1
1		1	SWC025	SWITCH, light		1
1		1	TAP894	TAP bib; hospital pattern; integral thermostatic mixer; HTM64		1
1		1	TEL1000	TELEPHONE; handset.		3
1		1	TRA1003	TRACK; curtain; bed/trolley; length and shape as drawn.		1
1		1	TRO310	TROLLEY, emergency/resuscitation, complete with defibrillator, 955H 825W 575D		3
1		1	TRU1000	TRUNKING; Power and Data trunking; length as drawn.		1

ADB	Schedule of Components by Room	C0718-01

Project: 11072 RHSC & DCN
Department: D2 Cardiology & Respiratory
Room: C0718-01 Exercise Tolerance Test Room
Room Number: G-D2-014 **Revision Date:** 09/09/2014

Quantity					Alt. Code	Grp
New	Trans	Total	Code	Description		
1		1	TRU1001	MEDICAL SERVICE TRUNKING; horizontal; length as drawn.		1
1		1	WAS100	WASTE, unslotted flush-grated, metal, 1.1/4 in		1
1		1	WAS1000	TRAP; concealed waste; for back outlet basins.		1
1		1	WKT1006L	WORKTOP; 720 high 800 deep 40mm thick; with 50mm upstand; length as drawn.		1

ADB	Room Data Sheet	C0903-01

Project:	11072	RHSC & DCN		
Department:	01	Key Rooms (Financial Close)		
Room:	C0903-01	Dental Surgery Standard		
Room Number:	G-D5-008		**Revision Date:**	18/09/2014

Activities:	1) Use of Imaging x-ray equipment 2) Viewing of diagnostic images on monitor 3) Assessment / updating of electronic patient records (EPRs) 4) Preparation of moulds / casts 5) Clinical handwashing			
Personnel:	1 x patient 2 x staff 2 x escorts			
Planning Relationships:	Adjacent to recovery room.			
Space Data:	**Area (m^2):**		**Height (mm):**	2,700
	Refer to HLM-SZ-SL-SH-200-001 for room areas.			

Notes:

Refer to ME 571 series of drawings for access control (PCP 4.17)

Refer to HLM-SZ-00-PL-331-001 Anti-ligature Strategy for anti-ligature provision

ADB	Room Environmental Data	C0903-01

Project:	11072	RHSC & DCN		
Department:	01	Key Rooms (Financial Close)		
Room:	C0903-01	Dental Surgery Standard		
Room Number:	G-D5-008		**Revision Date:**	18/09/2014

AIR	Requirements	Notes
Winter Temperature (DegC):		Permissible space temperature range (dry bulb) (degC) : 18 - 25
Summer Temperature (DegC):		
Mechanical Ventilation (Supply ac/hr):		Ventilation Type: Central Supply and Extract
Mechanical Ventilation (Extract ac/hr):		In line with SHTM 03-01
Pressure Relative to Adjoining Space:	0	
Filtration (%DSE and % Arrestance):	/	F7 - minimum
Humidity (%RH):		

General Notes: Heating Type: Warm Air via Reheat Battery with local BMS Adjustable Sensor. Cooling: Comfort Cooled Fresh Air

LIGHTING		
Service Illumination (Lux):	500	
Service Illumination Night (Lux):		
Local Illumination (Lux):		Range from 10000 to 100000 @ Bed/trolley 1450 AFFL
Colour Rendering Required:	Y	Colour rendering characteristics (Ra):80
Standby Lighting Grade:	A	Lighting of the level and quality equal or nearly equal to that provided by normal lighting

General Notes: Control: Switch

NOISE		
Privacy Factor Required (dB):		
Mechanical Services (NR):	40	Intrusive Noise:
Intrusive Noise (NR Leq):		SHTM 08-01 noise intrusion from external noise sources is not given in NR values but instead in LAeq,1hr and LAmax,f.
		40:daytime (LAeq,1hr)
***Acceptable Sound Level [L10dB(A)]:**		
***Speech Privacy Required:**	Y	
***Quality Which Cannot Be Tolerated:**		
(* alternative format)		

General Notes: Refer to HLM 252 series of drawings for partition types and Acoustic Report (PCP 4.13)

SAFETY		
Hot Surface Max. Temp (DegC):	43	
Hot Water Max. Temp (DegC):	41	Not applicable

General Notes: Maximum cold water discharge temperature (degC): 20

FIRE

Enclosure:

Automatic Detection:

Refer to HLM 572 series of drawings and Fire Strategy Report (PCP 4.12)

ADB	Room Design Character	C0903-01

Project:	11072	RHSC & DCN		
Department:	01	Key Rooms (Financial Close)		
Room:	C0903-01	Dental Surgery Standard		
Room Number:	G-D5-008		**Revision Date:**	18/09/2014

Walls:	Refer to HLM 330 series of drawings
Floor:	Refer to HLM 330 series of drawings
Ceiling:	Refer to HLM 332 series of drawings
Doorsets:	Refer to HLM 322 series of drawings for location / type.
Windows:	N/A
Internal Glazing:	Refer to HLM 322 series for door and screen types.
Hatch:	N/A

Notes:

ADB	Schedule of Components by Room	C0903-01

Project: 11072 RHSC & DCN
Department:
Room: C0903-01 Surgery (standard)
Room Number: G-D5-008 **Revision Date:** 09/09/2014

Quantity					Alt. Code	Grp
New	Trans	Total	Code	Description		
1		1	ALA001	PUSH BUTTON, security alarm		1
1		1	AMA900	AMALGAMATOR; dental.		3
1		1	CAB952	CABINETS/WORKTOPS, Dental: Specialist cabinetry as per design layout. Includes WHB, sink, tray system, etc.		5
1		1	CAL047	PUSH BUTTON staff emergency call; reset and integral/adjacent indicator lamp; trunking mounted.		1
1		1	CHA002	CHAIR; height adjustable; medium back; swivel; 5 star base; on castors		3
1		1	CHA017	CHAIR; upright; upholstered; stacking		3
1		1	CHA031	CHAIR; child; upright; stacking; seat height 380mm		3
1		1	CHA040	CHAIR; dental; with multi-services; fully adjustable; electrically operated; floor mounted		5
1		1	CLO003	CLOCK synchronous with second sweep hand, wall mounted		1
2		2	COM031	COMPUTER: standard with keyboard and screen.		3
1		1	COM2503	COMPUTER MONITOR, PACS REVIEW STATION; 2 21", high-resolution screens,		3
1		1	DEN010	DENTAL UNIT; with multi-services terminal		5
2		2	DIS013	DISPENSER, paper towel, wall mounted		2
2		2	DIS031	DISPENSER; soap; pump action with 500ml container; sink or worktop mounted		2
1		1	DIS2503	DISPENSER; alcohol gel; disposable single cartridge; wall mounted.		2
1		1	DIS910	DISPENSER; gloves x 5 sets.		2
2		2	DRA056	DRAWER UNIT, 2 drawer, lockable, on castors, 600H 410W 600D		3
1		1	EXT001	EXTRACTION SYSTEM, to remove spilled anaesthetic gasses.		1
1		1	HAN902	DENTAL HANDPIECES/INSTRUMENTS, reprocessed		4
2		2	HOL005	HOLDER; bin; medium; capacity 70 litres; freestanding.		3
1		1	HOO024	HOOK; hat and coat; 1.		1
1		1	LIG071	ILLUMINATED SIGN RADIATION ON, wall mounted		1
1		1	LIG905	LIGHT, curing LED rechargable		4
1		1	MIR901	MIRROR, hand		4
1		1	OUT005	SOCKET outlet, switched, 13amp, single		1
10		10	OUT010	SOCKET outlet, switched, 13amp, twin		1
2		2	OUT059	CONNECTION UNIT switched 13amp, indicator light		1
6		6	OUT131	SOCKET outlet double data/voice; wall/trunking mounted.		1
1		1	OUT2502	LOOP; induction.		1
4		4	OUT315	OUTLET, drinking water for equipment		1
4		4	OUT341	OUTLET, drainage, anti-syphon		1
1		1	OUT406	OUTLET dental compressed air 5.5kPA; wall mounted.		1
1		1	OUT453	OUTLET, 4kPa compressed air, medical		1
1		1	OUT461	OUTLET, nitrous oxide, medical		1
2		2	OUT470	OUTLET, oxygen, medical		1
1		1	OUT475	OUTLET, vacuum, medical		1
1		1	OUT480	OUTLET, gas scavenging (AGS), medical		1
1		1	PLA900	PHOSPHOR PLATES, for CR reader		4
1		1	RAC440	RACK; leaflet; wall mounted; 915H 250W 105D.		1
1		1	RAN901	RA MACHINE; c/w patient circuit.		3
1		1	SCA081	SCALE column; weighing person; electronic; and telescopic column for height measure		3

ADB	Schedule of Components by Room	C0903-01

Project: 11072 RHSC & DCN
Department:
Room: C0903-01 Surgery (standard)
Room Number: G-D5-008 **Revision Date:** 09/09/2014

Quantity			Code	Description	Alt. Code	Grp
New	Trans	Total				
2		2	STO024	STOOL, dental, with back support, mobile		3
1		1	SWC025	SWITCH, light		1
1		1	TAB2500	TABLE; trapezoidal; Childs;600H 1200W 600D		3
1		1	TEL2500	TELEPHONE; handset, wall mounted.		2
1		1	TRO133	TROLLEY, dressing/instrument, stainless steel, buffered, 870H 750W 450D		3
1		1	TRO136	TROLLEY; dressing; MAYO; 900H 1050W 600D		3
1		1	TRU1000	TRUNKING; Power and Data trunking; length as drawn.		1
1		1	TRU1001	MEDICAL SERVICE TRUNKING; horizontal; length as drawn.		1
1		1	XRA902	X-RAY; unit; intra oral wall mounted.		5

ADB	Room Data Sheet	J0132-03

Project:	11072	RHSC & DCN		
Department:	01	Key Rooms (Financial Close)		
Room:	J0132-03	Multi Functional Activity Zone		
Room Number:	G-E1-001		**Revision Date:**	18/09/2014

Activities:	1) Patients, relatives and escorts wait to be seen 2) Displaying information 3) Displaying notices 4) Holding / storing toys, books and games			
Personnel:	40 x patients 80 x escorts			
Planning Relationships:	Close to, with clear view of, entrance and waiting area.			
Space Data:	**Area (m²):**		**Height (mm):**	
	Refer to HLM-SZ-SL-SH-200-001 for room areas. Ceiling height: To suit surrounding area/design.			

Notes:

Refer to ME 571 series of drawings for access control (PCP 4.17)

Refer to HLM-SZ-00-PL-331-001 Anti-ligature Strategy for anti-ligature provision

ADB	Room Environmental Data	J0132-03

Project:	11072	RHSC & DCN		
Department:	01	Key Rooms (Financial Close)		
Room:	J0132-03	Multi Functional Activity Zone		
Room Number:	G-E1-001		**Revision Date:**	18/09/2014

AIR	Requirements	Notes
Winter Temperature (DegC):		Permissible space temperature range (dry bulb) (degC) : 18 - 28
Summer Temperature (DegC):		
Mechanical Ventilation (Supply ac/hr):	4.0	Ventilation Type: Central Supply Air
Mechanical Ventilation (Extract ac/hr):	4.0	
Pressure Relative to Adjoining Space:	Balanced	
Filtration (%DSE and % Arrestance):	/	G4 - Minimum
Humidity (%RH):		

General Notes: Heating Type: Radiant Panels with TRV Remote Head Adj. Cooling: Comfort Cooled Fresh Air

LIGHTING		
Service Illumination (Lux):	100	@ Floor
Service Illumination Night (Lux):		Not Applicable
Local Illumination (Lux):		None
Colour Rendering Required:	Y	Colour rendering characteristics (Ra):80
Standby Lighting Grade:	A	Lighting of the level and quality equal or nearly equal to that provided by normal lighting

General Notes: Control: Switch

NOISE		
Privacy Factor Required (dB):		
Mechanical Services (NR):	40	Intrusive Noise: SHTM 08-01 noise intrusion from external noise sources is not given in NR values but instead in LAeq,1hr and LAmax,f.
Intrusive Noise (NR Leq):		55:daytime (LAeq,1hr)
***Acceptable Sound Level [L10dB(A)]:**		
***Speech Privacy Required:**	N	
***Quality Which Cannot Be Tolerated:**		
(* alternative format)		

General Notes: Refer to HLM 252 series of drawings for partition types and Acoustic Report (PCP 4.13)

SAFETY		
Hot Surface Max. Temp (DegC):	43	
Hot Water Max. Temp (DegC):		

General Notes:

FIRE

Enclosure:

Automatic Detection:

Refer to HLM 572 series of drawings and Fire Strategy Report (PCP 4.12)

ADB	Room Design Character	J0132-03

Project:	11072	RHSC & DCN		
Department:	01	Key Rooms (Financial Close)		
Room:	J0132-03	Multi Functional Activity Zone		
Room Number:	G-E1-001		**Revision Date:**	18/09/2014

Walls:	Refer to HLM 330 series of drawings
Floor:	Refer to HLM 330 series of drawings
Ceiling:	Refer to HLM 332 series of drawings
Doorsets:	N/A, open to circulation.
Windows:	N/A
Internal Glazing:	N/A
Hatch:	N/A

Notes:

ADB	Schedule of Components by Room	J0132-03

Project: 11072 RHSC & DCN
Department: E1 Pod
Room: J0132-03 Multi-Functional Activity Zone
Room Number: G-E1-001
Revision Date: 09/09/2014

Quantity			Code	Description	Alt. Code	Grp
New	Trans	Total				
1		1	OUT009	SOCKET outlet switched 13 amp twin; floor mounted.		1
1		1	TOY002	Range of soft play equipment		3
1		1	TOY003	Range of technology based activity equipment		2

A47117341

ADB	Room Data Sheet	J0132-01

Project:	11072	RHSC & DCN		
Department:	01	Key Rooms (Financial Close)		
Room:	J0132-01	Reception: 2 person		
Room Number:	G-E1-002		**Revision Date:**	18/09/2014

Activities:	1) Reception and registration of patients 2) Maintenance of appointments and attendance register 3) Use of computer workstation(s) 4) Dealing with enquiries 5) Use of Telephone 6) Control of access 7) Displaying of notices, information and/or messages
Personnel:	4 x patient 2 x staff 8 x escorts
Planning Relationships:	Close to, with clear view of, entrance and waiting area. Close to self-registration point when provided. Close to clinical or work area(s). Easy access to records store when paper records are still used. Access to a "safe haven" area.
Space Data:	**Area (m^2):**		**Height (mm):**	
	Refer to HLM-SZ-SL-SH-200-001 for room areas. Ceiling height: To suit surrounding area/design.			

Notes:

Refer to ME 571 series of drawings for access control (PCP 4.17)

Refer to HLM-SZ-00-PL-331-001 Anti-ligature Strategy for anti-ligature provision

ADB	Room Environmental Data	J0132-01

Project:	11072	RHSC & DCN		
Department:	01	Key Rooms (Financial Close)		
Room:	J0132-01	Reception: 2 person		
Room Number:	G-E1-002		**Revision Date:**	18/09/2014

AIR	Requirements	Notes
Winter Temperature (DegC):		Permissible space temperature range (dry bulb) (degC) : 18 - 28
Summer Temperature (DegC):		
Mechanical Ventilation (Supply ac/hr):	4.0	Ventilation Type: Central Supply Air
Mechanical Ventilation (Extract ac/hr):	4.0	
Pressure Relative to Adjoining Space:	Balanced	
Filtration (%DSE and % Arrestance):	/	G4 - Minimum
Humidity (%RH):		
General Notes:	Heating Type: Radiant Panels with TRV Remote Head Adj. Cooling: Comfort Cooled Fresh Air	

LIGHTING		
Service Illumination (Lux):	300	@ Desk 750 - 850 AFFL
Service Illumination Night (Lux):		Not Applicable
Local Illumination (Lux):		None
Colour Rendering Required:	Y	Colour rendering characteristics (Ra):80
Standby Lighting Grade:	A	Lighting of the level and quality equal or nearly equal to that provided by normal lighting
General Notes:	Control: Switch	

NOISE		
Privacy Factor Required (dB):		Not Applicable
Mechanical Services (NR):	35	
Intrusive Noise (NR Leq):		
***Acceptable Sound Level [L10dB(A)]:**		
***Speech Privacy Required:**	N	
***Quality Which Cannot Be Tolerated:**		
(* alternative format)		
General Notes:	Refer to HLM 252 series of drawings for partition types and Acoustic Report (PCP 4.13)	

SAFETY		
Hot Surface Max. Temp (DegC):	43	
Hot Water Max. Temp (DegC):		
General Notes:		

FIRE

Enclosure:

Automatic Detection:

Refer to HLM 572 series of drawings and Fire Strategy Report (PCP 4.12)

ADB	Room Design Character	J0132-01

Project:	11072	RHSC & DCN		
Department:	01	Key Rooms (Financial Close)		
Room:	J0132-01	Reception: 2 person		
Room Number:	G-E1-002		**Revision Date:**	18/09/2014

Walls:	Refer to HLM 330 series of drawings
Floor:	Refer to HLM 330 series of drawings
Ceiling:	Refer to HLM 332 series of drawings
Doorsets:	N/A, open to circulation.
Windows:	N/A
Internal Glazing:	N/A
Hatch:	N/A

Notes:

ADB	Schedule of Components by Room	J0132-01

Project: 11072 RHSC & DCN
Department: E1 Pod
Room: J0132-01 Reception (2 person)
Room Number: G-E1-002
Revision Date: 09/09/2014

Quantity					Alt. Code	Grp
New	Trans	Total	Code	Description		
1		1	ALA001	PUSH BUTTON, security alarm		1
1		1	BIN2504	BIN; confidential waste		3
2		2	CAB056	CABINET; stationery; metal; 10 drawer with lock; 600H 280W 410D		3
1		1	CAS020	FIRST AID BOX		2
2		2	CHA002	CHAIR; height adjustable; medium back; swivel; 5 star base; on castors		3
1		1	CLO003	CLOCK synchronous with second sweep hand, wall mounted		1
2		2	COM033	COMPUTER KEYBOARD		3
1		1	COM038	COMPUTER PRINTER, laser, A4, 250H 380W 385D		3
2		2	COM1000	COMPUTER MONITOR; TFT; Sunray digital flat panel display; desk top		3
1		1	COP008	COPIER; photocopier; collator; floor standing; 800H 1500W 650D		3
1		1	COU1001	COUNTER; reception; DDA compliant; with below counter storage; as per detailed design.		1
2		2	DRA056	DRAWER UNIT, 2 drawer, lockable, on castors, 600H 410W 600D		3
1		1	HOL005	HOLDER; bin; medium; capacity 70 litres; freestanding.		3
1		1	OUT005	SOCKET outlet, switched, 13amp, single		1
5		5	OUT010	SOCKET outlet, switched, 13amp, twin		1
5		5	OUT131	SOCKET outlet double data/voice; wall/trunking mounted.		1
1		1	OUT2502	LOOP; induction.		1
1		1	PRI900	Printer; high spec		3
2		2	STF233	STORAGE UNIT; tall; cupboard; 2 door; adjustable shelves; lockable; 1600H 600W 600D		1
1		1	SWC025	SWITCH, light		1
2		2	TEL1000	TELEPHONE; handset.		3

ADB	Room Data Sheet	J0132-02

Project:	11072	RHSC & DCN		
Department:	01	Key Rooms (Financial Close)		
Room:	J0132-02	Sub Wait With Nurse Base		
Room Number:	G-E1-003		**Revision Date:**	18/09/2014

Activities:	1) Reception and registration of patients 2) Maintenance of appointments and attendance register 3) Use of computer workstation(s) 4) Dealing with enquiries 5) Use of Telephone 6) Control of access 7) Displaying of notices, information and/or messages 8) Patients, relatives and escorts wait to be seen			
Personnel:	8 x patients 16 x escorts			
Planning Relationships:	Close to, with clear view of, entrance and waiting area. Close to clinical or work area(s).			
Space Data:	**Area (m²):**		**Height (mm):**	
	Refer to HLM-SZ-SL-SH-200-001 for room areas. Ceiling height: To suit surrounding area/design.			

Notes:

Refer to ME 571 series of drawings for access control (PCP 4.17)

Refer to HLM-SZ-00-PL-331-001 Anti-ligature Strategy for anti-ligature provision

ADB	Room Environmental Data	J0132-02

Project:	11072	RHSC & DCN		
Department:	01	Key Rooms (Financial Close)		
Room:	J0132-02	Sub Wait With Nurse Base		
Room Number:	G-E1-003		**Revision Date:**	18/09/2014

AIR	Requirements	Notes
Winter Temperature (DegC):		Permissible space temperature range (dry bulb) (degC) : 18 - 28
Summer Temperature (DegC):		
Mechanical Ventilation (Supply ac/hr):	5.0	Ventilation Type: Central Supply and Extract
Mechanical Ventilation (Extract ac/hr):	5.0	
Pressure Relative to Adjoining Space:	Balanced	
Filtration (%DSE and % Arrestance):	/	G4 - Minimum
Humidity (%RH):		

General Notes: Heating Type: Radiant Panels with TRV Remote Head Adj. Cooling: Comfort Cooled Fresh Air

LIGHTING		
Service Illumination (Lux):	300	@ floor
Service Illumination Night (Lux):		Not Applicable
Local Illumination (Lux):		None
Colour Rendering Required:	Y	Colour rendering characteristics (Ra):80
Standby Lighting Grade:	A	Lighting of the level and quality equal or nearly equal to that provided by normal lighting

General Notes: Control: Switch

NOISE		
Privacy Factor Required (dB):		
Mechanical Services (NR):	40	Intrusive Noise: SHTM 08-01 noise intrusion from external noise sources is not given in NR values but instead in LAeq,1hr and LAmax,f.
Intrusive Noise (NR Leq):		50:daytime (LAeq,1hr)
***Acceptable Sound Level [L10dB(A)]:**		
***Speech Privacy Required:**	N	
***Quality Which Cannot Be Tolerated:**		
(* alternative format)		

General Notes: Refer to HLM 252 series of drawings for partition types and Acoustic Report (PCP 4.13)

SAFETY		
Hot Surface Max. Temp (DegC):	43	
Hot Water Max. Temp (DegC):		

General Notes:

FIRE

Enclosure:

Automatic Detection:

Refer to HLM 572 series of drawings and Fire Strategy Report (PCP 4.12)

ADB	Room Design Character	J0132-02

Project:	11072	RHSC & DCN		
Department:	01	Key Rooms (Financial Close)		
Room:	J0132-02	Sub Wait With Nurse Base		
Room Number:	G-E1-003		**Revision Date:**	18/09/2014

Walls:	Refer to HLM 330 series of drawings
Floor:	Refer to HLM 330 series of drawings
Ceiling:	Refer to HLM 332 series of drawings
Doorsets:	N/A, open to circulation.
Windows:	N/A
Internal Glazing:	N/A
Hatch:	N/A

Notes:

ADB	Schedule of Components by Room	J0132-02

Project: 11072 RHSC & DCN
Department: E1 Pod
Room: J0132-02 Sub Waiting Area(incl sup play)
Room Number: G-E1-003 **Revision Date:** 09/09/2014

Quantity					Alt. Code	Grp
New	Trans	Total	Code	Description		
2		2	BIN900	BIN; Recycle waste		3
2		2	BOA022	BOARD; display/notice; magnetic; wall mounted; 900H 600W.		1
1		1	BOA037	BOARD; marker; whiteboard; dry-wipe; with pen holder; wall mounted; 900H 1200W.		1
1		1	BOA2501	BOARD; combined magnetic display/whiteboard; dry-wipe; with pen holder; wall mounted; 900H 600W		1
1		1	CAM031	CAMERA; CCTV; pan/tilt/zoom.		1
2		2	CHA002	CHAIR; height adjustable; medium back; swivel; 5 star base; on castors		3
10		10	CHA007	CHAIR; easy; with open arms; high back; upholstered, wipeable		3
10		10	CHA031	CHAIR; child; upright; stacking; seat height 380mm		3
5		5	CHA069	UNIT CHAIR with links; 3 seater; with arms; upholstered		3
1		1	CLO003	CLOCK synchronous with second sweep hand, wall mounted		1
1		1	COM033	COMPUTER KEYBOARD		3
1		1	COM1000	COMPUTER MONITOR; TFT; Sunray digital flat panel display; desk top		3
1		1	COU1000	COUNTER; staff/nurse base; as per detailed design.		1
1		1	DIS2505	DISPENSER; WATER COOLER, mains supply.		1
1		1	DRA056	DRAWER UNIT, 2 drawer, lockable, on castors, 600H 410W 600D		3
1		1	MON910	MONITOR; Solus screen		2
1		1	OUT005	SOCKET outlet, switched, 13amp, single		1
2		2	OUT009	SOCKET outlet switched 13 amp twin; floor mounted.		1
8		8	OUT010	SOCKET outlet, switched, 13amp, twin		1
1		1	OUT052	CONNECTION UNIT, switched, 13 amp		1
2		2	OUT131	SOCKET outlet double data/voice; wall/trunking mounted.		1
1		1	OUT315	OUTLET, drinking water for equipment		1
1		1	OUT901	SOCKET; outlet solus screen.		1
1		1	RAC440	RACK; leaflet; wall mounted; 915H 250W 105D.		1
4		4	TAB056	TABLE; occasional; round; 415H 610mm dia.		3
1		1	TAB057	TABLE; trapezoidal; 710H 1200W 600D		3
1		1	TEL1000	TELEPHONE; handset.		3

ADB	Room Data Sheet	J1255

Project:	11072	RHSC & DCN		
Department:	01	Key Rooms (Financial Close)		
Room:	J1255	Main Waiting: RHSC		
Room Number:	G-E1-011		**Revision Date:**	18/09/2014

Activities:	1) Patients, relatives and escorts wait to be seen 2) Displaying information			
Personnel:	3 x patients 5 x escorts			
Planning Relationships:	Adjacent to reception area. Close to clinical or work area. Close to WC facilities.			
Space Data:	**Area (m^2):**		**Height (mm):**	
	Refer to HLM-SZ-SL-SH-200-001 for room areas. Ceiling height: To suit surrounding area/design.			

Notes:

Refer to ME 571 series of drawings for access control (PCP 4.17)

Refer to HLM-SZ-00-PL-331-001 Anti-ligature Strategy for anti-ligature provision

ADB	Room Environmental Data	J1255

Project:	11072	RHSC & DCN		
Department:	01	Key Rooms (Financial Close)		
Room:	J1255	Main Waiting: RHSC		
Room Number:	G-E1-011		**Revision Date:**	18/09/2014

AIR	Requirements	Notes
Winter Temperature (DegC):		Permissible space temperature range (dry bulb) (degC) : 18 - 28
Summer Temperature (DegC):		
Mechanical Ventilation (Supply ac/hr):	5.0	Ventilation Type: Central Supply and Extract
Mechanical Ventilation (Extract ac/hr):	5.0	
Pressure Relative to Adjoining Space:	Balanced	
Filtration (%DSE and % Arrestance):	/	G4 - minimum
Humidity (%RH):		

General Notes: Heating Type: Radiant Panels with TRV Remote Head Adj. Cooling: Comfort Cooled Fresh Air

LIGHTING		
Service Illumination (Lux):	300	@ Floor
Service Illumination Night (Lux):		Not Applicable
Local Illumination (Lux):		None
Colour Rendering Required:	Y	Colour rendering characteristics (Ra):80
Standby Lighting Grade:	A	Lighting of the level and quality equal or nearly equal to that provided by normal lighting

General Notes: Control: Switch

NOISE		
Privacy Factor Required (dB):		
Mechanical Services (NR):	40	Intrusive Noise: SHTM 08-01 noise intrusion from external noise sources is not given in NR values but instead in LAeq,1hr and LAmax,f.
Intrusive Noise (NR Leq):		50:daytime (LAeq,1hr)
***Acceptable Sound Level [L10dB(A)]:**		
***Speech Privacy Required:**	N	
***Quality Which Cannot Be Tolerated:**		
(* alternative format)		

General Notes: Refer to HLM 252 series of drawings for partition types and Acoustic Report (PCP 4.13)

SAFETY		
Hot Surface Max. Temp (DegC):	43	
Hot Water Max. Temp (DegC):		

General Notes:

FIRE

Enclosure:

Automatic Detection:

Refer to HLM 572 series of drawings and Fire Strategy Report (PCP 4.12)

ADB	Room Design Character	J1255

Project:	11072	RHSC & DCN
Department:	01	Key Rooms (Financial Close)
Room:	J1255	Main Waiting: RHSC
Room Number:	G-E1-011	**Revision Date:** 18/09/2014

Walls:	Refer to HLM 330 series of drawings
Floor:	Refer to HLM 330 series of drawings
Ceiling:	Refer to HLM 332 series of drawings
Doorsets:	N/A, open to circulation.
Windows:	N/A
Internal Glazing:	N/A
Hatch:	N/A

Notes:

ADB	Schedule of Components by Room	J1255

Project: 11072 RHSC & DCN
Department: E1 Pod
Room: J1255 Main Waiting Area
Room Number: G-E1-011
Revision Date: 09/09/2014

Quantity					Alt. Code	Grp
New	Trans	Total	Code	Description		
1		1	BOA2501	BOARD; combined magnetic display/whiteboard; dry-wipe; with pen holder; wall mounted; 900H 600W		1
1		1	CAM031	CAMERA; CCTV; pan/tilt/zoom.		1
6		6	CHA067	UNIT CHAIR; 1 seater; with arms; upholstered		3
2		2	CHA068	UNIT CHAIR with links; 2 seater; with arms; upholstered		3
1		1	DIS2503	DISPENSER; alcohol gel; disposable single cartridge; wall mounted.		2
1		1	DIS2505	DISPENSER; WATER COOLER, mains supply.		1
1		1	MON910	MONITOR; Solus screen		2
1		1	OUT005	SOCKET outlet, switched, 13amp, single		1
1		1	OUT009	SOCKET outlet switched 13 amp twin; floor mounted.		1
4		4	OUT010	SOCKET outlet, switched, 13amp, twin		1
1		1	OUT315	OUTLET, drinking water for equipment		1
1		1	OUT901	SOCKET; outlet solus screen.		1
1		1	TAB056	TABLE; occasional; round; 415H 610mm dia.		3

ADB	Room Data Sheet	H1107

Project:	11072	RHSC & DCN		
Department:	01	Key Rooms (Financial Close)		
Room:	H1107	Group room		
Room Number:	G-F1-020		**Revision Date:**	18/09/2014

Activities:	1) Relaxation activities 2) Assessment and planning of treatment and/or operation may take place 3) Use of Multimedia equipment 4) Use of laptop computer(s)			
Personnel:	12 patients 2 x staff			
Planning Relationships:				
Space Data:	**Area (m²):**		**Height (mm):**	2,700
	Refer to HLM-SZ-SL-SH-200-001 for room areas.			

Notes:

Refer to ME 571 series of drawings for access control (PCP 4.17)

Refer to HLM-SZ-00-PL-331-001 Anti-ligature Strategy for anti-ligature provision

ADB	Room Environmental Data	H1107

Project:	11072	RHSC & DCN		
Department:	01	Key Rooms (Financial Close)		
Room:	H1107	Group room		
Room Number:	G-F1-020		**Revision Date:**	18/09/2014

AIR	**Requirements**	**Notes**
Winter Temperature (DegC):		Permissible space temperature range (dry bulb) (degC) : 18 - 25
Summer Temperature (DegC):		
Mechanical Ventilation (Supply ac/hr):		Ventilation Type: Central Supply and Extract
Mechanical Ventilation (Extract ac/hr):		10 litres a second per person
Pressure Relative to Adjoining Space:	Balanced	
Filtration (%DSE and % Arrestance):	/	G4 - minimum
Humidity (%RH):		

General Notes: Heating Type: Radiant Panels with TRV Remote Head Adj. Cooling: Ceiling Cassette - Chilled water

LIGHTING		
Service Illumination (Lux):	300	@ Desk 750 - 850 AFFL
Service Illumination Night (Lux):		Not Applicable
Local Illumination (Lux):		None
Colour Rendering Required:	Y	Colour rendering characteristics (Ra):80
Standby Lighting Grade:	A	Lighting of the level and quality equal or nearly equal to that provided by normal lighting

General Notes: Control: Switch

NOISE		
Privacy Factor Required (dB):		
Mechanical Services (NR):	35	Intrusive Noise:
Intrusive Noise (NR Leq):		SHTM 08-01 noise intrusion from external noise sources is not given in NR values but instead in LAeq,1hr and LAmax,f.
		40:daytime (LAeq,1hr)
***Acceptable Sound Level [L10dB(A)]:**		
***Speech Privacy Required:**	Y	
***Quality Which Cannot Be Tolerated:**		
(* alternative format)		

General Notes: Refer to HLM 252 series of drawings for partition types and Acoustic Report (PCP 4.13)

SAFETY		
Hot Surface Max. Temp (DegC):	43	
Hot Water Max. Temp (DegC):		

General Notes:

FIRE

Enclosure:

Automatic Detection:

Refer to HLM 572 series of drawings and Fire Strategy Report (PCP 4.12)

ADB	Room Design Character	H1107

Project:	11072	RHSC & DCN		
Department:	01	Key Rooms (Financial Close)		
Room:	H1107	Group room		
Room Number:	G-F1-020		**Revision Date:**	18/09/2014

Walls:	Refer to HLM 330 series of drawings
Floor:	Refer to HLM 330 series of drawings
Ceiling:	Refer to HLM 332 series of drawings
Doorsets:	Refer to HLM 322 series of drawings for location / type.
Windows:	Clear, solar control, privacy control. Blindsmay be required to darken room.
Internal Glazing:	Refer to HLM 322 series for door and screen types.
Hatch:	N/A

Notes:

ADB	Schedule of Components by Room	H1107

Project: 11072 RHSC & DCN
Department: F1 Child & Adolescent Mental Health Services - 12 Beds
Room: H1107 Group Room
Room Number: G-F1-020 **Revision Date:** 09/09/2014

Quantity					Alt. Code	Grp
New	Trans	Total	Code	Description		
4		4	BOA017	BOARD; display/notice; magnetic; wall mounted; 1200H 1200W.		1
1		1	BRA013	BRACKET; TV; height adjustable; wall mounted.		1
1		1	CAL047	PUSH BUTTON staff emergency call; reset and integral/adjacent indicator lamp; trunking mounted.		1
1		1	CAM031	CAMERA; CCTV; pan/tilt/zoom.		1
6		6	CHA017	CHAIR; upright; upholstered; stacking		3
7		7	CHA031	CHAIR; child; upright; stacking; seat height 380mm		3
1		1	CLO003	CLOCK synchronous with second sweep hand, wall mounted		1
1		1	OUT004	OUTLET cable, fused, 13 amp, ceiling mounted		1
1		1	OUT005	SOCKET outlet, switched, 13amp, single		1
4		4	OUT010	SOCKET outlet, switched, 13amp, twin		1
4		4	OUT052	CONNECTION UNIT, switched, 13 amp		1
1		1	OUT131	SOCKET outlet double data/voice; wall/trunking mounted.		1
1		1	OUT206	SOCKET outlet television aerial; single; wall mounted.		1
1		1	PRO026	PROJECTOR; multi-media; ceiling mounted		2
1		1	SCR043	SCREEN; projection; ceiling mounted; 1800H 1800W.		1
1		1	STF231	STORAGE UNIT; tall; cupboard; 2 door; adjustable shelves; lockable; 1600H 600W 300D		1
1		1	SWC025	SWITCH, light		1
1		1	TEL2500	TELEPHONE; handset, wall mounted.		2
1		1	TRA108	TRACK; curtain; one sided; 3300mm length.		1
1		1	TVM2500	TV / monitor flat screen with DVD player		3

ADB	Room Data Sheet	X0613

Project:	11072	RHSC & DCN		
Department:	01	Key Rooms (Financial Close)		
Room:	X0613	Therapy room		
Room Number:	G-F1-034		**Revision Date:**	18/09/2014

Activities:	1) Clinical handwashing 2) Administration and clerical duties 3) Provision of information to patients, carers and visitors 4) Patient records reviewed and recorded 5) Computer information accessed 6) Rehabilitation exercises			
Personnel:	4 x patients 2 x staff			
Planning Relationships:	Near to individual treatment room area. (Are these included in HBN 11 SoA) Direct access/close to equipment store. Close to any associated changing/shower provision.			
Space Data:	**Area (m²):**		**Height (mm):**	2,700
	Refer to HLM-SZ-SL-SH-200-001 for room areas.			

Notes:

Refer to ME 571 series of drawings for access control (PCP 4.17)

Refer to HLM-SZ-00-PL-331-001 Anti-ligature Strategy for anti-ligature provision

ADB	Room Environmental Data	X0613

Project:	11072	RHSC & DCN		
Department:	01	Key Rooms (Financial Close)		
Room:	X0613	Therapy room		
Room Number:	G-F1-034		**Revision Date:**	18/09/2014

AIR	Requirements	Notes
Winter Temperature (DegC):		Permissible space temperature range (dry bulb) (degC) : 18 - 28
Summer Temperature (DegC):		
Mechanical Ventilation (Supply ac/hr):	3.0	Ventilation Type: Central Supply and Extract
Mechanical Ventilation (Extract ac/hr):	3.0	
Pressure Relative to Adjoining Space:	Balanced	
Filtration (%DSE and % Arrestance):	/	G4 - minimum
Humidity (%RH):		

General Notes: Heating Type: Radiant Panels with TRV Remote Head Adj. Cooling: Comfort Cooled Fresh Air

LIGHTING		
Service Illumination (Lux):	300	
Service Illumination Night (Lux):		Not Applicable
Local Illumination (Lux):	1,000.0	@ Bed/trolley 1450 AFFL
Colour Rendering Required:	Y	Colour rendering characteristics (Ra):80
Standby Lighting Grade:	A	Lighting of the level and quality equal or nearly equal to that provided by normal lighting

General Notes: Control: Switch

NOISE		
Privacy Factor Required (dB):		
Mechanical Services (NR):	35	Intrusive Noise: SHTM 08-01 noise intrusion from external noise sources is not given in NR values but instead in LAeq,1hr and LAmax,f.
Intrusive Noise (NR Leq):		40:daytime (LAeq,1hr)
***Acceptable Sound Level [L10dB(A)]:**		
***Speech Privacy Required:**	Y	
***Quality Which Cannot Be Tolerated:**		
(* alternative format)		

General Notes: Refer to HLM 252 series of drawings for partition types and Acoustic Report (PCP 4.13)

SAFETY		
Hot Surface Max. Temp (DegC):	43	
Hot Water Max. Temp (DegC):	41	

General Notes: Maximum cold water discharge temperature (degC): 20

FIRE

Enclosure:

Automatic Detection:

Refer to HLM 572 series of drawings and Fire Strategy Report (PCP 4.12)

ADB	Room Design Character	X0613

Project:	11072	RHSC & DCN
Department:	01	Key Rooms (Financial Close)
Room:	X0613	Therapy room
Room Number:	G-F1-034	**Revision Date:** 18/09/2014

Walls:	Refer to HLM 330 series of drawings
Floor:	Refer to HLM 330 series of drawings
Ceiling:	Refer to HLM 332 series of drawings
Doorsets:	Refer to HLM 322 series of drawings for location / type.
Windows:	Clear, high level.
Internal Glazing:	Refer to HLM 322 series for door and screen types.
Hatch:	N/A

Notes:

ADB	Schedule of Components by Room	X0613

Project: 11072 RHSC & DCN
Department: F1 Child & Adolescent Mental Health Services - 12 Beds
Room: X0613 Therapy / Play Therapy Room
Room Number: G-F1-034 **Revision Date:** 09/09/2014

Quantity					Alt. Code	Grp
New	Trans	Total	Code	Description		
1		1	BAS101	BASIN, medium, hospital pattern, vitreous china, no tap holes, no overflow, intefral back outlet, 500W 400D		1
1		1	BOA017	BOARD; display/notice; magnetic; wall mounted; 1200H 1200W.		1
2		2	CHA005	CHAIR; easy; low back; upholstered		3
4		4	CHA017	CHAIR; upright; upholstered; stacking		3
1		1	CLO003	CLOCK synchronous with second sweep hand, wall mounted		1
1		1	COM2506	Laptop		3
1		1	CUP1000	CUPBOARD; opens up for display		3
1		1	DIS007	DISPENSER, paper towel roll, wall mounted		2
1		1	DIS013	DISPENSER, paper towel, wall mounted		2
1		1	DIS030	DISPENSER, soap, disposable single cartridge, lever action, wall mounted		2
1		1	DIS2500	DISPENSER; danicentre; combined glove/apron.		2
1		1	HOL005	HOLDER; bin; medium; capacity 70 litres; freestanding.		3
1		1	OUT005	SOCKET outlet, switched, 13amp, single		1
4		4	OUT010	SOCKET outlet, switched, 13amp, twin		1
2		2	OUT131	SOCKET outlet double data/voice; wall/trunking mounted.		1
1		1	OUT215	SOCKET outlet, telephone		1
1		1	SIN093	SINK; Belfast style; stainless steel; 38mm waste; combined outlet and overflow; 205H 455W 380D		1
1		1	SWC025	SWITCH, light		1
1		1	TAB2502	TABLE; 1200W 600D adjustable height		3
1		1	TAP289	TAP, monobloc, pillar mixer, integral thermostatic, short lever		1
1		1	TAP809	TAP, bib, lever, hospital pattern, pair hot and cold, 1/2 in.		1
1		1	TEL2500	TELEPHONE; handset, wall mounted.		2
1		1	TRA061	TRAY sand for children's games; 180H 810W 570D on stand 600mm height		3
1		1	TRO906	TROLLEY; 6 coloured plastic drawers, mobile.		3
1		1	TRU1000	TRUNKING; Power and Data trunking; length as drawn.		1
1		1	WAS100	WASTE, unslotted flush-grated, metal, 1.1/4 in		1
1		1	WAS102	WASTE, unslotted flush-grated, metal, 1.1/2 in		1
1		1	WAS107	TRAP, bottle, 1.1/4 in, plastic resealing		1
1		1	WAS108	TRAP, bottle, 1.1/2 in, plastic resealing		1

ADB	Room Data Sheet	D0608-02

Project:	11072	RHSC & DCN		
Department:	01	Key Rooms (Financial Close)		
Room:	D0608-02	Dining / Recreation (Day Prog)		
Room Number:	G-F1-036		**Revision Date:**	18/09/2014

Activities:	1) Reading 2) Serving and eating of meals			
Personnel:	24 x patients 4 x staff 2 x visitors			
Planning Relationships:	External view/outlook.			
Space Data:	**Area (m²):**		**Height (mm):**	2,700
	Refer to HLM-SZ-SL-SH-200-001 for room areas.			

Notes:

Refer to ME 571 series of drawings for access control (PCP 4.17)

Refer to HLM-SZ-00-PL-331-001 Anti-ligature Strategy for anti-ligature provision

ADB	Room Environmental Data	D0608-02

Project:	11072	RHSC & DCN		
Department:	01	Key Rooms (Financial Close)		
Room:	D0608-02	Dining / Recreation (Day Prog)		
Room Number:	G-F1-036		**Revision Date:**	18/09/2014

AIR	Requirements	Notes
Winter Temperature (DegC):		Permissible space temperature range (dry bulb) (degC) : 18 - 28
Summer Temperature (DegC):		
Mechanical Ventilation (Supply ac/hr):	6.0	Ventilation Type: Central Supply and Extract
Mechanical Ventilation (Extract ac/hr):	8.0	
Pressure Relative to Adjoining Space:	Negative	
Filtration (%DSE and % Arrestance):	/	G4 - minimum
Humidity (%RH):		

General Notes: Heating Type: Radiant Panels with TRV Remote Head Adj. Cooling: Comfort Cooled Fresh Air

LIGHTING		
Service Illumination (Lux):	300	@ Floor
Service Illumination Night (Lux):		Not Applicable
Local Illumination (Lux):		None
Colour Rendering Required:	Y	Colour rendering characteristics (Ra):80
Standby Lighting Grade:	A	Lighting of the level and quality equal or nearly equal to that provided by normal lighting

General Notes: Control: Switch

NOISE		
Privacy Factor Required (dB):		
Mechanical Services (NR):	40	Intrusive Noise: SHTM 08-01 noise intrusion from external noise sources is not given in NR values but instead in LAeq,1hr and LAmax,f.
Intrusive Noise (NR Leq):		50:daytime (LAeq,1hr)
***Acceptable Sound Level [L10dB(A)]:**		
***Speech Privacy Required:**	N	
***Quality Which Cannot Be Tolerated:**		
(* alternative format)		

General Notes: Refer to HLM 252 series of drawings for partition types and Acoustic Report (PCP 4.13)

SAFETY		
Hot Surface Max. Temp (DegC):	43	
Hot Water Max. Temp (DegC):	41	

General Notes: Maximum cold water discharge temperature (degC): 20

FIRE

Enclosure:

Automatic Detection:

Refer to HLM 572 series of drawings and Fire Strategy Report (PCP 4.12)

ADB	Room Design Character	D0608-02

Project:	11072	RHSC & DCN
Department:	01	Key Rooms (Financial Close)
Room:	D0608-02	Dining / Recreation (Day Prog)
Room Number:	G-F1-036	**Revision Date:** 18/09/2014

Walls:	Refer to HLM 330 series of drawings
Floor:	Refer to HLM 330 series of drawings
Ceiling:	Refer to HLM 332 series of drawings
Doorsets:	Refer to HLM 322 series of drawings for location / type.
Windows:	Clear, solar control (East, South, West facing), privacy control
Internal Glazing:	Refer to HLM 322 series for door and screen types.
Hatch:	N/A

Notes:

ADB	Schedule of Components by Room	D0608-02

Project: 11072 RHSC & DCN
Department: F1 Child & Adolescent Mental Health Services - 12 Beds
Room: D0608-02 Dining Room (Inpatients & Day Prog)
Room Number: G-F1-036 **Revision Date:** 09/09/2014

Quantity					Alt. Code	Grp
New	Trans	Total	Code	Description		
1		1	BAS101	BASIN, medium, hospital pattern, vitreous china, no tap holes, no overflow, intefral back outlet, 500W 400D		1
1		1	BIN900	BIN; Recycle waste		3
1		1	CAL047	PUSH BUTTON staff emergency call; reset and integral/adjacent indicator lamp; trunking mounted.		1
26		26	CHA017	CHAIR; upright; upholstered; stacking		3
1		1	CLO003	CLOCK synchronous with second sweep hand, wall mounted		1
1		1	CUP031	CUPBOARD; 1 shelf; on plinth; 800H 1200W 500D.		1
1		1	DIS013	DISPENSER, paper towel, wall mounted		2
1		1	DIS024	DISPENSER, soap, wall mounted		2
2		2	OUT005	SOCKET outlet, switched, 13amp, single		1
4		4	OUT010	SOCKET outlet, switched, 13amp, twin		1
1		1	OUT131	SOCKET outlet double data/voice; wall/trunking mounted.		1
1		1	STF136	STORAGE UNIT; lower; cupboard; 2 door; 1 shelf; lockable; 550H 1000W 450D		1
1		1	SWC025	SWITCH, light		1
1		1	TAB011	TABLE; 725H 1220W 750D		3
5		5	TAB107	TABLE, canteen/kitchen, 710H 900W 750D		3
1		1	TAP1002	TAP; bib; anti-ligature; HTM64 compliant.		1
1		1	TEL2500	TELEPHONE; handset, wall mounted.		2
2		2	TRO064	TROLLEY; clearing; 1050H 1200W 600D		3
1		1	WAS100	WASTE, unslotted flush-grated, metal, 1.1/4 in		1
1		1	WAS1000	TRAP; concealed waste; for back outlet basins.		1
1		1	WKT1003L	WORKTOP; 720 high 600 deep 40mm thick; with 50mm upstand; length as drawn.		1

ADB	Room Data Sheet	Q0121

Project:	11072	RHSC & DCN		
Department:	01	Key Rooms (Financial Close)		
Room:	Q0121	Therapeutic kitchen		
Room Number:	G-F1-037		**Revision Date:**	18/09/2014

Activities:	1) Serving and eating of meals 2) Secure Storage of food 3) Storage of dry goods 4) Storage of refrigerated provisions 5) Storage of trays, crockery and cutlery 6) Hand-rinsing 7) Assessment and training in mobility, self-care and social skills. 8) Preparation of beverages, meals and snacks			
Personnel:	6 x patients 2 x staff			
Planning Relationships:	Adjacent to occupational therapy area/rooms.			
Space Data:	**Area (m²):**		**Height (mm):**	2,700
	Refer to HLM-SZ-SL-SH-200-001 for room areas.			

Notes:

Refer to ME 571 series of drawings for access control (PCP 4.17)

Refer to HLM-SZ-00-PL-331-001 Anti-ligature Strategy for anti-ligature provision

ADB	Room Environmental Data	Q0121

Project:	11072	RHSC & DCN		
Department:	01	Key Rooms (Financial Close)		
Room:	Q0121	Therapeutic kitchen		
Room Number:	G-F1-037		**Revision Date:**	18/09/2014

AIR	**Requirements**	**Notes**
Winter Temperature (DegC):		Permissible space temperature range (dry bulb) (degC) : 18 - 28
Summer Temperature (DegC):		
Mechanical Ventilation (Supply ac/hr):		Ventilation Type: Central General Extract
Mechanical Ventilation (Extract ac/hr):	6.0	
Pressure Relative to Adjoining Space:	Negative	
Filtration (%DSE and % Arrestance):	/	G4 - minimum
Humidity (%RH):		

General Notes: Heating Type: Adjacent Space Transfer Air. Cooling: Ceiling Cassette - Chilled Water

LIGHTING		
Service Illumination (Lux):	500	@ general working plane 1000 AFFL
Service Illumination Night (Lux):		Not Applicable
Local Illumination (Lux):		None
Colour Rendering Required:	Y	Colour rendering characteristics (Ra):80
Standby Lighting Grade:	A	Lighting of the level and quality equal or nearly equal to that provided by normal lighting

General Notes: Control: Switch

NOISE		
Privacy Factor Required (dB):		
Mechanical Services (NR):	40	Intrusive Noise: SHTM 08-01 noise intrusion from external noise sources is not given in NR values but instead in LAeq,1hr and LAmax,f.
Intrusive Noise (NR Leq):		50:daytime (LAeq,1hr)
***Acceptable Sound Level [L10dB(A)]:**		
***Speech Privacy Required:**	N	
***Quality Which Cannot Be Tolerated:**		
(* alternative format)		

General Notes: Refer to HLM 252 series of drawings for partition types and Acoustic Report (PCP 4.13)

SAFETY		
Hot Surface Max. Temp (DegC):	43	
Hot Water Max. Temp (DegC):	41	

General Notes: Maximum cold water discharge temperature (degC): 20

FIRE

Enclosure:

Automatic Detection:

Refer to HLM 572 series of drawings and Fire Strategy Report (PCP 4.12)

ADB	Room Design Character	Q0121

Project:	11072	RHSC & DCN
Department:	01	Key Rooms (Financial Close)
Room:	Q0121	Therapeutic kitchen
Room Number:	G-F1-037	**Revision Date:** 18/09/2014

Walls:	Refer to HLM 330 series of drawings
Floor:	Refer to HLM 330 series of drawings
Ceiling:	Refer to HLM 332 series of drawings
Doorsets:	Refer to HLM 322 series of drawings for location / type.
Windows:	N/A
Internal Glazing:	Refer to HLM 322 series for door and screen types.
Hatch:	N/A

Notes:

ADB	Schedule of Components by Room	Q0121

Project: 11072 RHSC & DCN
Department: F1 Child & Adolescent Mental Health Services - 12 Beds
Room: Q0121 Therapeutic Kitchen
Room Number: G-F1-037 **Revision Date:** 09/09/2014

Quantity					Alt. Code	Grp
New	Trans	Total	Code	Description		
1		1	BAS101	BASIN, medium, hospital pattern, vitreous china, no tap holes, no overflow, intefral back outlet, 500W 400D		1
1		1	BOA022	BOARD; display/notice; magnetic; wall mounted; 900H 600W.		1
1		1	CAL047	PUSH BUTTON staff emergency call; reset and integral/adjacent indicator lamp; trunking mounted.		1
4		4	CHA017	CHAIR; upright; upholstered; stacking		3
1		1	CHA2503	CHAIR; high; infant feeding		3
1		1	CLO003	CLOCK synchronous with second sweep hand, wall mounted		1
1		1	COO004	COOKER; gas; oven; four burner; domestic		2
1		1	COO006	COOKER CONTROL UNIT; 30amp; wall mounted.		1
1		1	COO2500	COOKER; electric; four burner; domestic, variable height		2
3		3	CUP021	CUPBOARD; 1 shelf; lockable; on plinth; 750H 600W 500D.		1
1		1	CUP048	CUPBOARD; 2 shelves; 1 pull out shelf; lockable; on plinth; 800H 600W 500D.		1
2		2	CUP2515	CUPBOARD; base unit; 4 drawer; lockable; 600mm.		1
2		2	CUP263	CUPBOARD; 2 shelves; lockable; wall mounted; 600H 1200W 300D.		1
1		1	DIS007	DISPENSER, paper towel roll, wall mounted		2
1		1	DIS013	DISPENSER, paper towel, wall mounted		2
1		1	DIS024	DISPENSER, soap, wall mounted		2
1		1	DIS2500	DISPENSER; danicentre; combined glove/apron.		2
1		1	HOL005	HOLDER; bin; medium; capacity 70 litres; freestanding.		3
1		1	KET001	Kettle, electric		3
2		2	OUT005	SOCKET outlet, switched, 13amp, single		1
5		5	OUT010	SOCKET outlet, switched, 13amp, twin		1
4		4	OUT052	CONNECTION UNIT, switched, 13 amp		1
1		1	OUT059	CONNECTION UNIT switched 13amp, indicator light		1
1		1	OUT131	SOCKET outlet double data/voice; wall/trunking mounted.		1
1		1	OUT435	OUTLET; natural gas connection for equipment.		1
1		1	OVE013	OVEN, microwave, heavy duty, 1600watt, capacity 26 litre, 370H 465W 560D		3
1		1	REF920	REFRIGERATOR, with freezer, capacity 117 litres, domestic type, 865H 500W 550D		3
1		1	SIG2500	SIGN; vacant/engaged; wall mounted.		1
1		1	SNS1003R	SINKTOP; inset; single bowl and drainer; stainless steel; right hand drainer.		1
1		1	SWC025	SWITCH, light		1
1		1	TAP1002	TAP; bib; anti-ligature; HTM64 compliant.		1
2		2	TAP809	TAP, bib, lever, hospital pattern, pair hot and cold, 1/2 in.		1
1		1	TAP894	TAP bib; hospital pattern; integral thermostatic mixer; HTM64		1
1		1	TEL2500	TELEPHONE; handset, wall mounted.		2
1		1	TOA2501	TOASTER; automatic; electric; 4 slices		3
1		1	WAS100	WASTE, unslotted flush-grated, metal, 1.1/4 in		1
1		1	WAS1000	TRAP; concealed waste; for back outlet basins.		1
3		3	WAS102	WASTE, unslotted flush-grated, metal, 1.1/2 in		1
2		2	WAS108	TRAP, bottle, 1.1/2 in, plastic resealing		1

ADB	Schedule of Components by Room	Q0121

Project: 11072 RHSC & DCN
Department: F1 Child & Adolescent Mental Health Services - 12 Beds
Room: Q0121 Therapeutic Kitchen
Room Number: G-F1-037 **Revision Date:** 09/09/2014

Quantity					Alt. Code	Grp
New	Trans	Total	Code	Description		
1		1	WAS2500	DISHWASHER; under bench; high temperature; 2 drawer		2
6		6	WKT1003H	WORKTOP; 920 high 600 deep 40mm thick; with 50mm upstand; length as drawn.		1
1		1	WKT1011	WORKTOP; dished; stainless steel; with central double bowl and double drainer; cantilevered from wall; 1800W 650D; HTM63.		1
2		2	WKT160	WORKTOP variable height; motorised system; consists of: control unit; electric motor; transformer; steering unit; 673/1023H 2000W 600D.		1

ADB	Room Data Sheet	B0510-01

Project:	11072	RHSC & DCN		
Department:	01	Key Rooms (Financial Close)		
Room:	B0510-01	Single-bed room (CAMHS)		
Room Number:	G-F1-073		**Revision Date:**	18/09/2014

Activities:	1) Dressing / undressing in privacy 2) Rest and relaxation 3) Use of entertainment services system 4) Patient may receive visitors 5) Storage of clothing and personal belongings			
Personnel:	1 x patient. 2 x staff			
Planning Relationships:	En-suite sanitary facilities.			
Space Data:	**Area (m²):**		**Height (mm):**	2,700
	Refer to HLM-SZ-SL-SH-200-001 for room areas.			

Notes:

Refer to ME 571 series of drawings for access control (PCP 4.17)

Refer to HLM-SZ-00-PL-331-001 Anti-ligature Strategy for anti-ligature provision

ADB	Room Environmental Data	B0510-01

Project:	11072	RHSC & DCN		
Department:	01	Key Rooms (Financial Close)		
Room:	B0510-01	Single-bed room (CAMHS)		
Room Number:	G-F1-073		**Revision Date:**	18/09/2014

AIR	Requirements	Notes
Winter Temperature (DegC):		Permissible space temperature range (dry bulb) (degC) : 18-25
Summer Temperature (DegC):		
Mechanical Ventilation (Supply ac/hr):	4.0	Ventilation Type: Natural & Central Supply Air
Mechanical Ventilation (Extract ac/hr):		via ensuite
Pressure Relative to Adjoining Space:	Positive	
Filtration (%DSE and % Arrestance):	/	G4 - minimum
Humidity (%RH):		

General Notes: Heating Type: Radiant Panels with TRV Remote Head Adj. Cooling: Comfort Cooled Fresh Air

LIGHTING		
Service Illumination (Lux):	100	
Service Illumination Night (Lux):	5.0	
Local Illumination (Lux):	300.0	@ Bed/trolley 1450 AFFL
Colour Rendering Required:	Y	Colour rendering characteristics (Ra):80
Standby Lighting Grade:	A	Lighting of the level and quality equal or nearly equal to that provided by normal lighting

General Notes: Control: Switch/ Dimmer

NOISE		
Privacy Factor Required (dB):		
Mechanical Services (NR):	30	Intrusive Noise: SHTM 08-01 noise intrusion from external noise sources is not given in NR values but instead in LAeq,1hr and LAmax,f.
Intrusive Noise (NR Leq):		40:daytime / 35:nightime (LAeq,1hr) and 45:nightime (LAmax,f).
***Acceptable Sound Level [L10dB(A)]:**		
***Speech Privacy Required:**	Y	
***Quality Which Cannot Be Tolerated:**		
(* alternative format)		

General Notes: Refer to HLM 252 series of drawings for partition types and Acoustic Report (PCP 4.13)

SAFETY		
Hot Surface Max. Temp (DegC):	43	
Hot Water Max. Temp (DegC):		

General Notes:

FIRE

Enclosure:

Automatic Detection:

Refer to HLM 572 series of drawings and Fire Strategy Report (PCP 4.12)

ADB	Room Design Character	B0510-01

Project:	11072	RHSC & DCN		
Department:	01	Key Rooms (Financial Close)		
Room:	B0510-01	Single-bed room (CAMHS)		
Room Number:	G-F1-073		**Revision Date:**	18/09/2014

Walls:	Refer to HLM 330 series of drawings
Floor:	Refer to HLM 330 series of drawings
Ceiling:	Refer to HLM 332 series of drawings
Doorsets:	Refer to HLM 322 series of drawings for location / type.
Windows:	Clear, solar control (East, South, West facing), privacy control
Internal Glazing:	Refer to HLM 322 series for door and screen types.
Hatch:	N/A

Notes:

ADB	Schedule of Components by Room	B0510-01

Project: 11072 RHSC & DCN
Department: F1 Child & Adolescent Mental Health Services - 12 Beds
Room: B0510-01 Single Bedroom 4 (CAMHS)
Room Number: G-F1-073 **Revision Date:** 09/09/2014

Quantity					Alt. Code	Grp
New	Trans	Total	Code	Description		
1		1	BED004	BED, divan style, fixed height, with legs, on lockable castors, 1950L 900W		3
1		1	BED1000	BEDSIDE UNIT; 1 drawer, 1 cupboard with 1 shelf; 540H 450W 450D		3
1		1	BOA022	BOARD; display/notice; magnetic; wall mounted; 900H 600W.		1
1		1	CAL047	PUSH BUTTON staff emergency call; reset and integral/adjacent indicator lamp; trunking mounted.		1
1		1	CHA017	CHAIR; upright; upholstered; stacking		3
1		1	HOL1000	HOLDER; bin; plastic lined; freestanding.		3
1		1	LIG903	LUMINAIRE; reading; adjustable arm; 100 watt		1
1		1	OUT005	SOCKET outlet, switched, 13amp, single		1
4		4	OUT010	SOCKET outlet, switched, 13amp, twin		1
1		1	OUT206	SOCKET outlet television aerial; single; wall mounted.		1
2		2	SWC025	SWITCH, light		1
1		1	TAB003	TABLE, 710H 600W 450D		3
1		1	TVM001	TELEVISION monitor, colour, flat panel, small, wall mounted		2
1		1	WAR2500	WARDROBE; fitted; anti-ligature; with sliding doors; size as drawn.		1

ADB	Room Data Sheet	V1610

Project:	11072	RHSC & DCN		
Department:	01	Key Rooms (Financial Close)		
Room:	V1610	Shower room: en-suite: anti ligature		
Room Number:	G-F1-074		**Revision Date:**	18/09/2014

Activities:	1) Use of shower (with assistance if required) 2) Use of toilet (with assistance if required) 3) Dressing / undressing in privacy 4) Hanging clothes and towels 5) Use of shower chair 6) Use of call systems			
Personnel:	1 x patient 2 x staff Intermittent use			
Planning Relationships:	En-suite to single-bed room.			
Space Data:	**Area (m²):**		**Height (mm):**	2,400
	Refer to HLM-SZ-SL-SH-200-001 for room areas.			

Notes:

Refer to ME 571 series of drawings for access control (PCP 4.17)

Refer to HLM-SZ-00-PL-331-001 Anti-ligature Strategy for anti-ligature provision

ADB	Room Environmental Data	V1610

Project:	11072	RHSC & DCN
Department:	01	Key Rooms (Financial Close)
Room:	V1610	Shower room: en-suite: anti ligature
Room Number:	G-F1-074	**Revision Date:** 18/09/2014

AIR	Requirements	Notes
Winter Temperature (DegC):		Permissible space temperature range (dry bulb) (degC) : 20 - 28
Summer Temperature (DegC):		
Mechanical Ventilation (Supply ac/hr):		Ventilation Type: Central Dirty Extract
Mechanical Ventilation (Extract ac/hr):	10.0	
Pressure Relative to Adjoining Space:	Negative	
Filtration (%DSE and % Arrestance):	/	None
Humidity (%RH):		

General Notes: Heating: Adjacent Space Transfer Air. Cooling: None

LIGHTING		
Service Illumination (Lux):	200	@ Floor
Service Illumination Night (Lux):		Not applicable
Local Illumination (Lux):		None
Colour Rendering Required:	Y	Colour rendering characteristics (Ra):80
Standby Lighting Grade:	A	Lighting of the level and quality equal or nearly equal to that provided by normal lighting

General Notes: Control: Presence Detection

NOISE		
Privacy Factor Required (dB):		
Mechanical Services (NR):	45	Intrusive Noise: SHTM 08-01 noise intrusion from external noise sources is not given in NR values but instead in LAeq,1hr and LAmax,f.
Intrusive Noise (NR Leq):		45:daytime (LAeq,1hr)
***Acceptable Sound Level [L10dB(A)]:**		
***Speech Privacy Required:**	N	
***Quality Which Cannot Be Tolerated:**		
(* alternative format)		

General Notes: Refer to HLM 252 series of drawings for partition types and Acoustic Report (PCP 4.13)

SAFETY		
Hot Surface Max. Temp (DegC):	43	
Hot Water Max. Temp (DegC):	41	

General Notes: Maximum cold water discharge temperature (degC): 20

FIRE

Enclosure:

Automatic Detection:

Refer to HLM 572 series of drawings and Fire Strategy Report (PCP 4.12)

ADB	Room Design Character	V1610

Project:	11072	RHSC & DCN
Department:	01	Key Rooms (Financial Close)
Room:	V1610	Shower room: en-suite: anti ligature
Room Number:	G-F1-074	**Revision Date:** 18/09/2014

Walls:	Refer to HLM 330 series of drawings
Floor:	Refer to HLM 330 series of drawings
Ceiling:	Refer to HLM 332 series of drawings
Doorsets:	Refer to HLM 322 series of drawings for location / type.
Windows:	N/A
Internal Glazing:	N/A
Hatch:	N/A

Notes:

ADB	Schedule of Components by Room	V1610

Project: 11072 RHSC & DCN
Department: F1 Child & Adolescent Mental Health Services - 12 Beds
Room: V1610 En-suite wheelchair-accessible WC, Shower & wash Bedroom 4
Room Number: G-F1-074 **Revision Date:** 09/09/2014

Quantity					Alt. Code	Grp
New	Trans	Total	Code	Description		
1		1	BAS101	BASIN, medium, hospital pattern, vitreous china, no tap holes, no overflow, intefral back outlet, 500W 400D		1
1		1	BIN2501	BIN; sanitary disposal		3
1		1	CAL043	PUSH BUTTON patient/staff call with socket for extension pear push; trunking mounted.		1
1		1	CIS005	CISTERN, concealed, low level, reversible, 7.5 litres, 300H 500W 150D		1
1		1	CLE924	Toilet Brush and Holder		3
1		1	DIS015	DISPENSER, toilet paper, dispense individual sheets, wall mounted		2
1		1	DIS024	DISPENSER, soap, wall mounted		2
1		1	HOL1000	HOLDER; bin; plastic lined; freestanding.		3
1		1	LIG063	LUMINAIRE, single fluorescent lamp, wall, 8 watt, 300 mm		1
1		1	MIR023	MIRROR; unbreakable; wall mounted; 650H 300W		1
1		1	OUT025	SOCKET outlet, shaver		1
1		1	RAI2504	RAIL; towel; anti-ligature; single stainless steel; 15mm dia. 450mm.		1
1		1	RAI266	RAIL for shower curtain; 1800mm.		1
1		1	SHO002	SHOWER; slip resistant floor with drainage outlet; 900W 900D		1
1		1	SHO1000	SHOWER; anti-ligature; sensor operated with time regulated water flow.		1
1		1	TAP1002	TAP; bib; anti-ligature; HTM64 compliant.		1
1		1	WAS100	WASTE, unslotted flush-grated, metal, 1.1/4 in		1
1		1	WAS107	TRAP, bottle, 1.1/4 in, plastic resealing		1
1		1	WCH1000	WC/toilet pan with seat, 700 mm projection, hospital pattern, rimless pan, vitreous china.		1

ADB	Room Data Sheet	C0217

Project:	11072	RHSC & DCN		
Department:	01	Key Rooms (Financial Close)		
Room:	C0217	Consult/exam: multidisciplinary - DCN		
Room Number:	G-M1-012		**Revision Date:**	18/09/2014

Activities:	1) Consultations. 2) Minimally invasive clinical procedures undertaken from one or both sides of the couch. 3) Storage of sterile supplies and consumables on a trolley 4) Assessment / updating of electronic patient records (EPRs) 5) Clinical handwashing 6) Patient may undress/dress in privacy			
Personnel:	1 x patient 6 x staff 1 x escort			
Planning Relationships:				
Space Data:	**Area (m²):**		**Height (mm):**	2,700
	Refer to HLM-SZ-SL-SH-200-001 for room areas.			

Notes:

Refer to ME 571 series of drawings for access control (PCP 4.17)

Refer to HLM-SZ-00-PL-331-001 Anti-ligature Strategy for anti-ligature provision

ADB	Room Environmental Data	C0217

Project:	11072	RHSC & DCN		
Department:	01	Key Rooms (Financial Close)		
Room:	C0217	Consult/exam: multidisciplinary - DCN		
Room Number:	G-M1-012		**Revision Date:**	18/09/2014

AIR	Requirements	Notes
Winter Temperature (DegC):		Permissible space temperature range (dry bulb) (degC) : 18 - 28
Summer Temperature (DegC):		
Mechanical Ventilation (Supply ac/hr):	3.0	Ventilation Type: Central Supply and Extract
Mechanical Ventilation (Extract ac/hr):	3.0	
Pressure Relative to Adjoining Space:	Balanced	
Filtration (%DSE and % Arrestance):	/	G4 - minimum
Humidity (%RH):		

General Notes: Heating Type: Radiant Panels with TRV Remote Head Adj. Cooling: Comfort Cooled Fresh Air

LIGHTING		
Service Illumination (Lux):	300	
Service Illumination Night (Lux):		Not Applicable
Local Illumination (Lux):	1,000.0	@ Bed/trolley 1450 AFFL
Colour Rendering Required:	Y	Colour rendering characteristics (Ra):80
Standby Lighting Grade:	A	Lighting of the level and quality equal or nearly equal to that provided by normal lighting

General Notes: Control: Switch

NOISE		
Privacy Factor Required (dB):		
Mechanical Services (NR):	35	Intrusive Noise: SHTM 08-01 noise intrusion from external noise sources is not given in NR values but instead in LAeq,1hr and LAmax,f.
Intrusive Noise (NR Leq):		40:daytime (LAeq,1hr)
***Acceptable Sound Level [L10dB(A)]:**		
***Speech Privacy Required:**	Y	
***Quality Which Cannot Be Tolerated:**		
(* alternative format)		

General Notes: Refer to HLM 252 series of drawings for partition types and Acoustic Report (PCP 4.13)

SAFETY		
Hot Surface Max. Temp (DegC):	43	
Hot Water Max. Temp (DegC):	41	

General Notes: Maximum cold water discharge temperature (degC): 20

FIRE

Enclosure:

Automatic Detection:

Refer to HLM 572 series of drawings and Fire Strategy Report (PCP 4.12)

ADB	Room Design Character	C0217

Project:	11072	RHSC & DCN		
Department:	01	Key Rooms (Financial Close)		
Room:	C0217	Consult/exam: multidisciplinary - DCN		
Room Number:	G-M1-012		**Revision Date:**	18/09/2014

Walls:	Refer to HLM 330 series of drawings
Floor:	Refer to HLM 330 series of drawings
Ceiling:	Refer to HLM 332 series of drawings
Doorsets:	Refer to HLM 322 series of drawings for location / type.
Windows:	N/A
Internal Glazing:	Refer to HLM 322 series for door and screen types.
Hatch:	N/A
Notes:	

ADB	Schedule of Components by Room	C0217

Project: 11072 RHSC & DCN
Department: M1 DCN Outpatients
Room: C0217 Consult/Multi-Disciplinary
Room Number: G-M1-012 **Revision Date:** 09/09/2014

Quantity					Alt. Code	Grp
New	Trans	Total	Code	Description		
1		1	ALA001	PUSH BUTTON, security alarm		1
1		1	BAS101	BASIN, medium, hospital pattern, vitreous china, no tap holes, no overflow, intefral back outlet, 500W 400D		1
1		1	BIN2503	BIN; sharps disposal		3
1		1	BOA037	BOARD; marker; whiteboard; dry-wipe; with pen holder; wall mounted; 900H 1200W.		1
1		1	BRA004	BRACKET; holder; suction unit; trunking/rail mounted		2
1		1	CHA002	CHAIR; height adjustable; medium back; swivel; 5 star base; on castors		3
10		10	CHA017	CHAIR; upright; upholstered; stacking		3
1		1	CLO003	CLOCK synchronous with second sweep hand, wall mounted		1
1		1	COM033	COMPUTER KEYBOARD		3
1		1	COM035	COMPUTER PRINTER; line; small		3
1		1	COM1000	COMPUTER MONITOR; TFT; Sunray digital flat panel display; desk top		3
1		1	COU2506	COUCH; examination/treatment; (3 section); electric; variable height; retractable wheels; with paper roll holder.		3
1		1	DIA2500	DIAGNOSTIC SET; auroscope/opthalmoscope; wall mounted.		2
1		1	DIS013	DISPENSER, paper towel, wall mounted		2
1		1	DIS030	DISPENSER, soap, disposable single cartridge, lever action, wall mounted		2
1		1	DIS2500	DISPENSER; danicentre; combined glove/apron.		2
2		2	DIS2503	DISPENSER; alcohol gel; disposable single cartridge; wall mounted.		2
2		2	HOL005	HOLDER; bin; medium; capacity 70 litres; freestanding.		3
2		2	HOO022	HOOK; double; wall mounted.		1
1		1	LIG015	LUMINAIRE observation/examination; mobile; 1000 lux		3
1		1	LIG046	SLIT LAMP; with accessories and height adjustable stand		3
1		1	MSC197	CABINET top; 600mm facing; with 1 shelf; 1 door hinged right; wall mounted.		1
1		1	OUT005	SOCKET outlet, switched, 13amp, single		1
4		4	OUT012	SOCKET outlet switched 13amp twin; trunking/pendant mounted.		1
2		2	OUT052	CONNECTION UNIT, switched, 13 amp		1
3		3	OUT131	SOCKET outlet double data/voice; wall/trunking mounted.		1
1		1	OUT471	OUTLET; oxygen medical; trunking mounted.		1
1		1	OUT476	OUTLET; vacuum medical; trunking mounted.		1
1		1	PRI015	PRINTER; label; portable		3
1		1	RAI130	RAIL, clinical equipment, wall mounted, 600mm		1
1		1	SIG2500	SIGN; vacant/engaged; wall mounted.		1
1		1	SIG2501	Sign; door slot Drs name		1
1		1	SUP2501	SUPPORT LEG; for 720 high worktop		1
1		1	SWC025	SWITCH, light		1
1		1	TAP894	TAP bib; hospital pattern; integral thermostatic mixer; HTM64		1
1		1	TEL1000	TELEPHONE; handset.		3
1		1	TRA1003	TRACK; curtain; bed/trolley; length and shape as drawn.		1

ADB	Schedule of Components by Room	C0217

Project: 11072 RHSC & DCN
Department: M1 DCN Outpatients
Room: C0217 Consult/Multi-Disciplinary
Room Number: G-M1-012 **Revision Date:** 09/09/2014

Quantity					Alt. Code	Grp
New	Trans	Total	Code	Description		
1		1	TRO135	TROLLEY; Gratnell; dressing/instrument; 6 clear trays, stainless steel; buffered; 890H 510W 480D		3
1		1	TRU1000	TRUNKING; Power and Data trunking; length as drawn.		1
1		1	TRU1001	MEDICAL SERVICE TRUNKING; horizontal; length as drawn.		1
1		1	VIE900	PEEPHOLE		1
1		1	VIE901	Visual Acuity Measuring Eqt; optotype chart; wall mounted		2
1		1	VIE902	Visual Field Analyser; 680Hx760Wx500D		3
1		1	WAS100	WASTE, unslotted flush-grated, metal, 1.1/4 in		1
1		1	WAS1000	TRAP; concealed waste; for back outlet basins.		1
1		1	WKT1006L	WORKTOP; 720 high 800 deep 40mm thick; with 50mm upstand; length as drawn.		1

ADB	Room Data Sheet	X0105

Project:	11072	RHSC & DCN		
Department:	01	Key Rooms (Financial Close)		
Room:	X0105	Treatment room		
Room Number:	G-M1-014		**Revision Date:**	18/09/2014

Activities:	1) Invasive clinical procedures from side of couch 2) Dressing / undressing in privacy 3) Clinical handwashing 4) Assessment / updating of electronic patient records (EPRs) 5) Storage of sterile supplies and consumables on a trolley 6) Use of mobile diagnostic and therapeutic equipment 7) Sterile packs, lotions and drugs prepared for immediate use			
Personnel:	1 x patient 1 x staff			
Planning Relationships:	Close to a clean utility room. Close to a dirty utility room.			
Space Data:	**Area (m²):**		**Height (mm):**	2,700
	Refer to HLM-SZ-SL-SH-200-001 for room areas.			

Notes:

Refer to ME 571 series of drawings for access control (PCP 4.17)

Refer to HLM-SZ-00-PL-331-001 Anti-ligature Strategy for anti-ligature provision

ADB	Room Environmental Data	X0105

Project:	11072	RHSC & DCN		
Department:	01	Key Rooms (Financial Close)		
Room:	X0105	Treatment room		
Room Number:	G-M1-014		**Revision Date:**	18/09/2014

AIR	Requirements	Notes
Winter Temperature (DegC):		Permissible space temperature range (dry bulb) (degC) : 18 - 28
Summer Temperature (DegC):		
Mechanical Ventilation (Supply ac/hr):	10.0	Ventilation Type: Central Supply Air
Mechanical Ventilation (Extract ac/hr):		
Pressure Relative to Adjoining Space:	Positive	
Filtration (%DSE and % Arrestance):	/	F7 - minimum
Humidity (%RH):		

General Notes: Heating Type: Radiant Panels with TRV Remote Head Adj. Cooling: Comfort Cooled Fresh Air

LIGHTING		
Service Illumination (Lux):	500	
Service Illumination Night (Lux):		Not Applicable
Local Illumination (Lux):	1,000.0	@ Bed/trolley 1450 AFFL
Colour Rendering Required:	Y	Colour rendering characteristics (Ra):80
Standby Lighting Grade:	A	Lighting of the level and quality equal or nearly equal to that provided by normal lighting

General Notes: Control: Switch

NOISE		
Privacy Factor Required (dB):		
Mechanical Services (NR):	35	Intrusive Noise: SHTM 08-01 noise intrusion from external noise sources is not given in NR values but instead in LAeq,1hr and LAmax,f.
Intrusive Noise (NR Leq):		40:daytime (LAeq,1hr)
***Acceptable Sound Level [L10dB(A)]:**		
***Speech Privacy Required:**	Y	
***Quality Which Cannot Be Tolerated:**		
(* alternative format)		

General Notes: Refer to HLM 252 series of drawings for partition types and Acoustic Report (PCP 4.13)

SAFETY		
Hot Surface Max. Temp (DegC):	43	
Hot Water Max. Temp (DegC):	41	

General Notes: Maximum cold water discharge temperature (degC): 20

FIRE

Enclosure:

Automatic Detection:

Refer to HLM 572 series of drawings and Fire Strategy Report (PCP 4.12)

ADB	Room Design Character	X0105

Project:	11072	RHSC & DCN		
Department:	01	Key Rooms (Financial Close)		
Room:	X0105	Treatment room		
Room Number:	G-M1-014		**Revision Date:**	18/09/2014

Walls:	Refer to HLM 330 series of drawings
Floor:	Refer to HLM 330 series of drawings
Ceiling:	Refer to HLM 332 series of drawings
Doorsets:	Refer to HLM 322 series of drawings for location / type.
Windows:	N/A or Clear, solar control (East, South, West facing), privacy control
Internal Glazing:	Refer to HLM 322 series for door and screen types.
Hatch:	N/A

Notes:

ADB	Schedule of Components by Room	X0105

Project: 11072 RHSC & DCN
Department: M1 DCN Outpatients
Room: X0105 Treatment Room
Room Number: G-M1-014 **Revision Date:** 09/09/2014

Quantity					Alt. Code	Grp
New	Trans	Total	Code	Description		
1		1	ALA001	PUSH BUTTON, security alarm		1
1		1	BAS101	BASIN, medium, hospital pattern, vitreous china, no tap holes, no overflow, intefral back outlet, 500W 400D		1
1		1	BED2502	BED HEAD BUFFER; bed and wall protection; vertical; wall mounted.		1
1		1	BIN2503	BIN; sharps disposal		3
1		1	BRA004	BRACKET; holder; suction unit; trunking/rail mounted		2
1		1	COM033	COMPUTER KEYBOARD		3
1		1	COM1000	COMPUTER MONITOR; TFT; Sunray digital flat panel display; desk top		3
1		1	COU2506	COUCH; examination/treatment; (3 section); electric; variable height; retractable wheels; with paper roll holder.		3
1		1	DIA2500	DIAGNOSTIC SET; auroscope/opthalmoscope; wall mounted.		2
1		1	DIS011	DISPENSER, barrier cream, disposable single cartridge, wall mounted		2
1		1	DIS013	DISPENSER, paper towel, wall mounted		2
1		1	DIS030	DISPENSER, soap, disposable single cartridge, lever action, wall mounted		2
1		1	DIS2500	DISPENSER; danicentre; combined glove/apron.		2
1		1	DIS2503	DISPENSER; alcohol gel; disposable single cartridge; wall mounted.		2
1		1	HOI006	HOIST PATIENT; electric; 24V; track ceiling mounted (Length of the track to suit the individual needs).		1
3		3	HOL005	HOLDER; bin; medium; capacity 70 litres; freestanding.		3
1		1	HOO022	HOOK; double; wall mounted.		1
1		1	HOO024	HOOK; hat and coat; 1.		1
1		1	HOO024	HOOK; hat and coat; 1.		1
1		1	LIG963	LUMINAIRE; examination; ceiling; adjustable.		1
1		1	MIR010	MIRROR; wall mounted; 800H 300W.		1
1		1	MON900	MONITOR; Low end monitor, general Ward /OPD use		3
2		2	MSC081	CABINET base; 600mm facing; (600x400 inserts); with formed plastic liners; 1 door hinged right; on plinth; o/a height 900.		1
2		2	MSC082	CABINET base; 600mm facing; (600x400 inserts); with formed plastic liners; 1 door hinged left; on plinth; o/a height 900.		1
2		2	MSC083	CABINET base; 600mm facing; (600x400 inserts); with 6 telescopic runners; 1 door hinged right; on plinth; o/a height 900.		1
2		2	MSC127	CABINET top; 600mm facing; (600x400 inserts); with formed plastic liners; 1 door hinged right; wall mounted.		1
1		1	MSC128	CABINET top; 600mm facing; (600x400 inserts); with formed plastic liners; 1 door hinged left; wall mounted.		1
1		1	OUT004	OUTLET cable, fused, 13 amp, ceiling mounted		1
1		1	OUT005	SOCKET outlet, switched, 13amp, single		1
3		3	OUT010	SOCKET outlet, switched, 13amp, twin		1
5		5	OUT012	SOCKET outlet switched 13amp twin; trunking/pendant mounted.		1
1		1	OUT052	CONNECTION UNIT, switched, 13 amp		1
3		3	OUT131	SOCKET outlet double data/voice; wall/trunking mounted.		1
1		1	OUT471	OUTLET; oxygen medical; trunking mounted.		1

ADB	Schedule of Components by Room	X0105

Project: 11072 RHSC & DCN
Department: M1 DCN Outpatients
Room: X0105 Treatment Room
Room Number: G-M1-014 **Revision Date:** 09/09/2014

Quantity					Alt. Code	Grp
New	Trans	Total	Code	Description		
1		1	OUT476	OUTLET; vacuum medical; trunking mounted.		1
1		1	PEG2500	HOOK; Pat Slide.		1
1		1	PRI015	PRINTER; label; portable		3
1		1	RAI130	RAIL, clinical equipment, wall mounted, 600mm		1
1		1	RAI132	RAIL, clinical equipment, wall mounted, 1200mm		1
1		1	RSU012	DEFIBRILLATOR; Automated External		3
1		1	SIG2500	SIGN; vacant/engaged; wall mounted.		1
1		1	SLI2500	PATSLIDE		3
1		1	SUC004	SUCTION UNIT; electric; portable; 350H 320W 340D		3
1		1	SWC025	SWITCH, light		1
1		1	TAP894	TAP bib; hospital pattern; integral thermostatic mixer; HTM64		1
1		1	TEL1000	TELEPHONE; handset.		3
1		1	TRO133	TROLLEY, dressing/instrument, stainless steel, buffered, 870H 750W 450D		3
1		1	TRO135	TROLLEY; Gratnell; dressing/instrument; 6 clear trays, stainless steel; buffered; 890H 510W 480D		3
1		1	TRO310	TROLLEY, emergency/resuscitation, complete with defibrillator, 955H 825W 575D		3
1		1	TRU1000	TRUNKING; Power and Data trunking; length as drawn.		1
1		1	TRU1001	MEDICAL SERVICE TRUNKING; horizontal; length as drawn.		1
1		1	VIE900	PEEPHOLE		1
1		1	WAS100	WASTE, unslotted flush-grated, metal, 1.1/4 in		1
1		1	WAS1000	TRAP; concealed waste; for back outlet basins.		1
2		2	WKT1003H	WORKTOP; 920 high 600 deep 40mm thick; with 50mm upstand; length as drawn.		1

ADB	Room Data Sheet	C0224

Project:	11072	RHSC & DCN		
Department:	01	Key Rooms (Financial Close)		
Room:	C0224	Consulting/examination: DCN		
Room Number:	G-M1-018		**Revision Date:**	18/09/2014

Activities:	1) Consultations. 2) Minimally invasive clinical procedures undertaken from one or both sides of the couch. 3) Storage of sterile supplies and consumables on a trolley 4) Assessment / updating of electronic patient records (EPRs) 5) Clinical handwashing 6) Patient may undress/dress in privacy			
Personnel:	1 x patient 2 x staff 2 x escorts			
Planning Relationships:				
Space Data:	**Area (m²):**		**Height (mm):**	2,700
	Refer to HLM-SZ-SL-SH-200-001 for room areas.			

Notes:

Refer to ME 571 series of drawings for access control (PCP 4.17)

Refer to HLM-SZ-00-PL-331-001 Anti-ligature Strategy for anti-ligature provision

ADB	Room Environmental Data	C0224

Project:	11072	RHSC & DCN		
Department:	01	Key Rooms (Financial Close)		
Room:	C0224	Consulting/examination: DCN		
Room Number:	G-M1-018		**Revision Date:**	18/09/2014

AIR	Requirements	Notes
Winter Temperature (DegC):		Permissible space temperature range (dry bulb) (degC) : 18 - 28
Summer Temperature (DegC):		
Mechanical Ventilation (Supply ac/hr):	3.0	Ventilation Type: Central Supply and Extract
Mechanical Ventilation (Extract ac/hr):	3.0	
Pressure Relative to Adjoining Space:	Balanced	
Filtration (%DSE and % Arrestance):	/	G4 - minimum
Humidity (%RH):		

General Notes: Heating Type: Radiant Panels with TRV Remote Head Adj. Cooling: Comfort Cooled Fresh Air

LIGHTING		
Service Illumination (Lux):	300	
Service Illumination Night (Lux):		Not Applicable
Local Illumination (Lux):	1,000.0	@ Bed/trolley 1450 AFFL
Colour Rendering Required:	Y	Colour rendering characteristics (Ra):80
Standby Lighting Grade:	A	Lighting of the level and quality equal or nearly equal to that provided by normal lighting

General Notes: Control: Switch

NOISE		
Privacy Factor Required (dB):		
Mechanical Services (NR):	35	Intrusive Noise: SHTM 08-01 noise intrusion from external noise sources is not given in NR values but instead in LAeq,1hr and LAmax,f.
Intrusive Noise (NR Leq):		40:daytime (LAeq,1hr)
***Acceptable Sound Level [L10dB(A)]:**		
***Speech Privacy Required:**	Y	
***Quality Which Cannot Be Tolerated:**		
(* alternative format)		

General Notes: Refer to HLM 252 series of drawings for partition types and Acoustic Report (PCP 4.13)

SAFETY		
Hot Surface Max. Temp (DegC):	43	
Hot Water Max. Temp (DegC):	41	

General Notes: Maximum cold water discharge temperature (degC): 20

FIRE

Enclosure:

Automatic Detection:

Refer to HLM 572 series of drawings and Fire Strategy Report (PCP 4.12)

ADB	Room Design Character	C0224

Project:	11072	RHSC & DCN
Department:	01	Key Rooms (Financial Close)
Room:	C0224	Consulting/examination: DCN
Room Number:	G-M1-018	**Revision Date:** 18/09/2014

Walls:	Refer to HLM 330 series of drawings
Floor:	Refer to HLM 330 series of drawings
Ceiling:	Refer to HLM 332 series of drawings
Doorsets:	Refer to HLM 322 series of drawings for location / type.
Windows:	Clear, solar control (East, South, West facing), privacy control
Internal Glazing:	Refer to HLM 322 series for door and screen types.
Hatch:	N/A

Notes:

ADB	Schedule of Components by Room	C0224

Project: 11072 RHSC & DCN
Department: M1 DCN Outpatients
Room: C0224 Consult/Examination
Room Number: G-M1-018 **Revision Date:** 09/09/2014

Quantity					Alt. Code	Grp
New	Trans	Total	Code	Description		
1		1	ALA001	PUSH BUTTON, security alarm		1
1		1	BAS101	BASIN, medium, hospital pattern, vitreous china, no tap holes, no overflow, intefral back outlet, 500W 400D		1
1		1	BED2502	BED HEAD BUFFER; bed and wall protection; vertical; wall mounted.		1
1		1	BIN2503	BIN; sharps disposal		3
1		1	CHA002	CHAIR; height adjustable; medium back; swivel; 5 star base; on castors		3
2		2	CHA017	CHAIR; upright; upholstered; stacking		3
1		1	CLO003	CLOCK synchronous with second sweep hand, wall mounted		1
1		1	COM033	COMPUTER KEYBOARD		3
1		1	COM035	COMPUTER PRINTER; line; small		3
1		1	COM1000	COMPUTER MONITOR; TFT; Sunray digital flat panel display; desk top		3
1		1	COU2506	COUCH; examination/treatment; (3 section); electric; variable height; retractable wheels; with paper roll holder.		3
1		1	DIA2500	DIAGNOSTIC SET; auroscope/opthalmoscope; wall mounted.		2
1		1	DIS013	DISPENSER, paper towel, wall mounted		2
1		1	DIS030	DISPENSER, soap, disposable single cartridge, lever action, wall mounted		2
1		1	DIS2500	DISPENSER; danicentre; combined glove/apron.		2
1		1	DIS2503	DISPENSER; alcohol gel; disposable single cartridge; wall mounted.		2
2		2	HOL005	HOLDER; bin; medium; capacity 70 litres; freestanding.		3
1		1	HOO022	HOOK; double; wall mounted.		1
1		1	LIG963	LUMINAIRE; examination; ceiling; adjustable.		1
1		1	MIR010	MIRROR; wall mounted; 800H 300W.		1
1		1	MSC197	CABINET top; 600mm facing; with 1 shelf; 1 door hinged right; wall mounted.		1
1		1	OUT005	SOCKET outlet, switched, 13amp, single		1
1		1	OUT010	SOCKET outlet, switched, 13amp, twin		1
4		4	OUT012	SOCKET outlet switched 13amp twin; trunking/pendant mounted.		1
1		1	OUT052	CONNECTION UNIT, switched, 13 amp		1
2		2	OUT131	SOCKET outlet double data/voice; wall/trunking mounted.		1
1		1	PRI015	PRINTER; label; portable		3
1		1	RAI130	RAIL, clinical equipment, wall mounted, 600mm		1
1		1	SIG2500	SIGN; vacant/engaged; wall mounted.		1
1		1	SIG2501	Sign; door slot Drs name		1
1		1	SPH003	SPHYGMOMANOMETER; rail mounted		3
2		2	SUP2501	SUPPORT LEG; for 720 high worktop		1
1		1	SWC025	SWITCH, light		1
1		1	TAP894	TAP bib; hospital pattern; integral thermostatic mixer; HTM64		1
1		1	TEL1000	TELEPHONE; handset.		3
1		1	TRA1003	TRACK; curtain; bed/trolley; length and shape as drawn.		1
1		1	TRO135	TROLLEY; Gratnell; dressing/instrument; 6 clear trays, stainless steel; buffered; 890H 510W 480D		3
2		2	TRU1000	TRUNKING; Power and Data trunking; length as drawn.		1

ADB	Schedule of Components by Room	C0224

Project: 11072 RHSC & DCN
Department: M1 DCN Outpatients
Room: C0224 Consult/Examination
Room Number: G-M1-018
Revision Date: 09/09/2014

Quantity					Alt. Code	Grp
New	Trans	Total	Code	Description		
1		1	VIE900	PEEPHOLE		1
1		1	WAS100	WASTE, unslotted flush-grated, metal, 1.1/4 in		1
1		1	WAS1000	TRAP; concealed waste; for back outlet basins.		1
1		1	WKT1003L	WORKTOP; 720 high 600 deep 40mm thick; with 50mm upstand; length as drawn.		1

A47117341

ADB	Room Data Sheet	E0128

Project:	11072	RHSC & DCN		
Department:	01	Key Rooms (Financial Close)		
Room:	E0128	Imaging Room: General X-ray		
Room Number:	G-Q1-004		**Revision Date:**	18/09/2014

Activities:	1) Patient is positioned or repositioned for examination 2) Use of radiation protection equipment 3) Imaging x-ray examination of patient 4) Use of oxygen and vacuum services for resuscitation 5) Storage of Positioning aids e.g. wedges pillows and other immobilisation devices 6) Clinical handwashing			
Personnel:	1 x patient 1 x staff 1 x escort			
Planning Relationships:	Adjacent to viewing/reporting area. Direct access from changing cubicles - optional.			
Space Data:	**Area (m²):**		**Height (mm):**	3,100
	Refer to HLM-SZ-SL-SH-200-001 for room areas.			

Notes:

Refer to ME 571 series of drawings for access control (PCP 4.17)

Refer to HLM-SZ-00-PL-331-001 Anti-ligature Strategy for anti-ligature provision

ADB	Room Environmental Data	E0128

Project:	11072	RHSC & DCN		
Department:	01	Key Rooms (Financial Close)		
Room:	E0128	Imaging Room: General X-ray		
Room Number:	G-Q1-004		**Revision Date:**	18/09/2014

AIR	Requirements	Notes
Winter Temperature (DegC):		Permissible space temperature range (dry bulb) (degC) : 18 - 25
Summer Temperature (DegC):		
Mechanical Ventilation (Supply ac/hr):	8.0	Ventilation Type: Central Supply and Extract
Mechanical Ventilation (Extract ac/hr):	8.0	
Pressure Relative to Adjoining Space:	Balanced	
Filtration (%DSE and % Arrestance):	/	F7 - minimum
Humidity (%RH):		

General Notes: Heating Type: Warm Air - Reheat Battery with BMS Adjustable Sensor. Cooling: Comfort Cooled

LIGHTING		
Service Illumination (Lux):	300	
Service Illumination Night (Lux):		Not Applicable
Local Illumination (Lux):	1,000.0	@ General working plane 1000 AFFL
Colour Rendering Required:	Y	Colour rendering characteristics (Ra):80
Standby Lighting Grade:	A	Lighting of the level and quality equal or nearly equal to that provided by normal lighting

General Notes: Control: Switch/ Dimmer

NOISE		
Privacy Factor Required (dB):		
Mechanical Services (NR):	35	Intrusive Noise: SHTM 08-01 noise intrusion from external noise sources is not given in NR values but instead in LAeq,1hr and LAmax,f.
Intrusive Noise (NR Leq):		40:daytime (LAeq,1hr)
***Acceptable Sound Level [L10dB(A)]:**		
***Speech Privacy Required:**	Y	
***Quality Which Cannot Be Tolerated:**		
(* alternative format)		

General Notes: Refer to HLM 252 series of drawings for partition types and Acoustic Report (PCP 4.13)

SAFETY		
Hot Surface Max. Temp (DegC):	43	
Hot Water Max. Temp (DegC):	41	

General Notes: Maximum cold water discharge temperature (degC): 20

FIRE

Enclosure:

Automatic Detection:

Refer to HLM 572 series of drawings and Fire Strategy Report (PCP 4.12)

ADB	Room Design Character	E0128

Project:	11072	RHSC & DCN		
Department:	01	Key Rooms (Financial Close)		
Room:	E0128	Imaging Room: General X-ray		
Room Number:	G-Q1-004		**Revision Date:**	18/09/2014

Walls:	Refer to HLM 330 series of drawings Radiation protection to be agreed with NHSL RPO
Floor:	Refer to HLM 330 series of drawings Floor Recess required
Ceiling:	Refer to HLM 332 series of drawings
Doorsets:	Refer to HLM 322 series of drawings for location / type.
Windows:	N/A
Internal Glazing:	Refer to HLM 322 series for door and screen types.
Hatch:	N/A
Notes:	

ADB	Schedule of Components by Room	E0128

Project: 11072 RHSC & DCN
Department: Q1 Radiology
Room: E0128 General X-Ray Room 1
Room Number: G-Q1-004 **Revision Date:** 09/09/2014

Quantity					Alt. Code	Grp
New	Trans	Total	Code	Description		
1		1	ALA001	PUSH BUTTON, security alarm		1
1		1	BAS101	BASIN, medium, hospital pattern, vitreous china, no tap holes, no overflow, intefral back outlet, 500W 400D		1
1		1	BIN2508	BIN; storage;toy box		3
1		1	BOA022	BOARD; display/notice; magnetic; wall mounted; 900H 600W.		1
1		1	BOA034	BOARD; marker; whiteboard; dry-wipe; with pen holder; wall mounted; 600H 900W.		1
1		1	CAB050	CABINET; x-ray cassette storage; mobile; 550H 700W 500D		3
3		3	CHA017	CHAIR; upright; upholstered; stacking		3
1		1	CHA902	CHAIR; Scoliosis		3
1		1	CHR900	IMAGING CHAIR; Chest Paediatric		3
1		1	CLO003	CLOCK synchronous with second sweep hand, wall mounted		1
1		1	COM033	COMPUTER KEYBOARD		3
1		1	COM1000	COMPUTER MONITOR; TFT; Sunray digital flat panel display; desk top		3
1		1	COM2509	INTERCOM two way communication system; wall mounted (flush).		1
1		1	DIS013	DISPENSER, paper towel, wall mounted		2
1		1	DIS030	DISPENSER, soap, disposable single cartridge, lever action, wall mounted		2
1		1	DIS2500	DISPENSER; danicentre; combined glove/apron.		2
1		1	DIS2503	DISPENSER; alcohol gel; disposable single cartridge; wall mounted.		2
2		2	HOL005	HOLDER; bin; medium; capacity 70 litres; freestanding.		3
4		4	LIG074	ILLUMINATED SIGN DO NOT ENTER		1
1		1	MSC091	CABINET base; 400mm facing; (400x600 inserts); with formed plastic liners; 1 door hinged right; on plinth; o/a height 900.		1
1		1	MSC092	CABINET base; 400mm facing; (400x600 inserts); with formed plastic liners; 1 door hinged left; on plinth; o/a height 900.		1
1		1	MSC096	CABINET base; 400mm facing; (400x600 inserts); with 3 telescopic runners; 1 door hinged left; on plinth; o/a height 900.		1
1		1	OUT002	OUTLET, cable 13amp		1
1		1	OUT004	OUTLET cable, fused, 13 amp, ceiling mounted		1
1		1	OUT005	SOCKET outlet, switched, 13amp, single		1
12		12	OUT010	SOCKET outlet, switched, 13amp, twin		1
1		1	OUT059	CONNECTION UNIT switched 13amp, indicator light		1
4		4	OUT121	SOCKET outlet; computer data; double.		1
1		1	OUT208	SOCKET outlet television aerial; single; ceiling mounted.		1
1		1	OUT210	SOCKET outlet two-way communication system (intercom), wall mounted		1
1		1	OUT215	SOCKET outlet, telephone		1
1		1	OUT471	OUTLET; oxygen medical; trunking mounted.		1
1		1	OUT476	OUTLET; vacuum medical; trunking mounted.		1
1		1	PEG2500	HOOK; Pat Slide.		1
1		1	PLA002	PLATFORM; step-stand; stackable; portable; 130H 480W 330D		3
1		1	PRO026	PROJECTOR; multi-media; ceiling mounted		2

ADB	Schedule of Components by Room	E0128

Project: 11072 RHSC & DCN
Department: Q1 Radiology
Room: E0128 General X-Ray Room 1
Room Number: G-Q1-004 **Revision Date:** 09/09/2014

Quantity					Alt. Code	Grp
New	Trans	Total	Code	Description		
2		2	RAC197	RACK; x-ray lead apron; 6 swivel arms; mobile		3
1		1	SCR061	SCREEN shielding; radiation proof; 2mm lead; solid/glass; 2000H 2100L; angle		5
3		3	SLI2500	PATSLIDE		3
1		1	STA2502	STAND; scoliosis cassettes		3
1		1	STF2500	STORAGE UNIT; tall; cupboard; 2 door; adjustable shelves; lockable; 1800H 600W 300D		2
3		3	SWC025	SWITCH, light		1
2		2	SWC062	EMERGENCY STOP switch button, wall mounted		1
1		1	TAP894	TAP bib; hospital pattern; integral thermostatic mixer; HTM64		1
1		1	TEL1000	TELEPHONE; handset.		3
2		2	TRU1000	TRUNKING; Power and Data trunking; length as drawn.		1
1		1	TRU1001	MEDICAL SERVICE TRUNKING; horizontal; length as drawn.		1
1		1	WAS100	WASTE, unslotted flush-grated, metal, 1.1/4 in		1
1		1	WAS1000	TRAP; concealed waste; for back outlet basins.		1
1		1	WKT1003H	WORKTOP; 920 high 600 deep 40mm thick; with 50mm upstand; length as drawn.		1
1		1	WKT1006H	WORKTOP; 920 high 800 deep 40mm thick; with 50mm upstand; length as drawn.		1
1		1	XRA010	X-RAY CS; ceiling suspensions; with telescopic tube of column and rotating/tilting arm		5
1		1	XRA011	X-RAY CS CONTROL DESK UNIT; freestanding;		5
1		1	XRA012	X-RAY CS STAND for control unit;		5
1		1	XRA013	X-RAY CS GENERATOR CABINET;		5
2		2	XRA018	X-RAY CS RAIL; ceiling suspensions; 2455mm (3655 w/optional extension rail)		5
1		1	XRA021	X-RAY TABLE PATIENT; floating top; motorised variable height horizontal bucky; 800H 2180W 700D		5
1		1	XRA030	X-RAY CHEST stand; universal; includes Bucky mechanism		5

ADB	Room Data Sheet	E0115

Project:	11072	RHSC & DCN		
Department:	01	Key Rooms (Financial Close)		
Room:	E0115	Ultrasound Treatment Room		
Room Number:	G-Q1-010		**Revision Date:**	18/09/2014

Activities:	1) Assessment / updating of electronic patient records (EPRs) 2) Storage of sterile supplies and consumables on a trolley 3) Use of monitoring/diagnostic or therapeutic equipment 4) Use of computer workstation(s) 5) Patient is positioned or repositioned on examination/treatment couch or in a chair 6) Patient may have an ultrasound scan 7) Clinical hand washing			
Personnel:	1 x patient 2 x staff 2 x escorts			
Planning Relationships:	Close to a clean utility room. Close to a dirty utility room.			
Space Data:	**Area (m²):**		**Height (mm):**	2,700
	Refer to HLM-SZ-SL-SH-200-001 for room areas.			

Notes:

Refer to ME 571 series of drawings for access control (PCP 4.17)

Refer to HLM-SZ-00-PL-331-001 Anti-ligature Strategy for anti-ligature provision

ADB	Room Environmental Data	E0115

Project:	11072	RHSC & DCN		
Department:	01	Key Rooms (Financial Close)		
Room:	E0115	Ultrasound Treatment Room		
Room Number:	G-Q1-010		**Revision Date:**	18/09/2014

AIR	Requirements	Notes
Winter Temperature (DegC):		Permissible space temperature range (dry bulb) (degC) : 18 - 25
Summer Temperature (DegC):		
Mechanical Ventilation (Supply ac/hr):	8.0	Ventilation Type: Central Supply and Extract
Mechanical Ventilation (Extract ac/hr):	8.0	
Pressure Relative to Adjoining Space:	Balanced	
Filtration (%DSE and % Arrestance):	/	F7 - minimum
Humidity (%RH):		

General Notes: Heating Type: Warm Air - Reheat Battery with BMS Adjustable Sensor. Cooling: Comfort Cooled Fresh Air

LIGHTING		
Service Illumination (Lux):	300	
Service Illumination Night (Lux):		Not Applicable
Local Illumination (Lux):	1,000.0	@ General working plane 1000 AFFL
Colour Rendering Required:	Y	Colour rendering characteristics (Ra):80
Standby Lighting Grade:	A	Lighting of the level and quality equal or nearly equal to that provided by normal lighting

General Notes: Control: Switch/ Dimmer

NOISE		
Privacy Factor Required (dB):		
Mechanical Services (NR):	35	Intrusive Noise: SHTM 08-01 noise intrusion from external noise sources is not given in NR values but instead in LAeq,1hr and LAmax,f.
Intrusive Noise (NR Leq):		40:daytime (LAeq,1hr)
***Acceptable Sound Level [L10dB(A)]:**		
***Speech Privacy Required:**	Y	
***Quality Which Cannot Be Tolerated:**		
(* alternative format)		

General Notes: Refer to HLM 252 series of drawings for partition types and Acoustic Report (PCP 4.13)

SAFETY		
Hot Surface Max. Temp (DegC):	43	
Hot Water Max. Temp (DegC):	41	

General Notes: Maximum cold water discharge temperature (degC): 20

FIRE

Enclosure:

Automatic Detection:

Refer to HLM 572 series of drawings and Fire Strategy Report (PCP 4.12)

ADB	Room Design Character	E0115

Project:	11072	RHSC & DCN		
Department:	01	Key Rooms (Financial Close)		
Room:	E0115	Ultrasound Treatment Room		
Room Number:	G-Q1-010		**Revision Date:**	18/09/2014

Walls:	Refer to HLM 330 series of drawings Radiation protection to be agreed with NHSL RPO
Floor:	Refer to HLM 330 series of drawings
Ceiling:	Refer to HLM 332 series of drawings
Doorsets:	Refer to HLM 322 series of drawings for location / type.
Windows:	N/A
Internal Glazing:	Refer to HLM 322 series for door and screen types.
Hatch:	N/A
Notes:	

ADB	Schedule of Components by Room	E0115

Project: 11072 RHSC & DCN
Department: Q1 Radiology
Room: E0115 Ultrasound Room
Room Number: G-Q1-010 **Revision Date:** 09/09/2014

Quantity					Alt. Code	Grp
New	Trans	Total	Code	Description		
1		1	ALA001	PUSH BUTTON, security alarm		1
1		1	BAS101	BASIN, medium, hospital pattern, vitreous china, no tap holes, no overflow, intefral back outlet, 500W 400D		1
1		1	BIN2504	BIN; confidential waste		3
1		1	BIN2508	BIN; storage;toy box		3
1		1	BOA034	BOARD; marker; whiteboard; dry-wipe; with pen holder; wall mounted; 600H 900W.		1
1		1	BRA013	BRACKET; TV; height adjustable; wall mounted.		1
2		2	CHA017	CHAIR; upright; upholstered; stacking		3
2		2	CHR903	CHAIR; Saddle Operator		3
1		1	CLO003	CLOCK synchronous with second sweep hand, wall mounted		1
1		1	COM033	COMPUTER KEYBOARD		3
1		1	COM1000	COMPUTER MONITOR; TFT; Sunray digital flat panel display; desk top		3
1		1	COM2503	COMPUTER MONITOR, PACS REVIEW STATION; 2 21", high-resolution screens,		3
1		1	COM2509	INTERCOM two way communication system; wall mounted (flush).		1
1		1	COU2506	COUCH; examination/treatment; (3 section); electric; variable height; retractable wheels; with paper roll holder.		3
2		2	CUP378	CUPBOARD/DRAWER UNIT; 1 drawer; 1 shelf; on castors; 660H 480W 390D		3
1		1	DIS013	DISPENSER, paper towel, wall mounted		2
1		1	DIS030	DISPENSER, soap, disposable single cartridge, lever action, wall mounted		2
1		1	DIS2500	DISPENSER; danicentre; combined glove/apron.		2
1		1	DIS2503	DISPENSER; alcohol gel; disposable single cartridge; wall mounted.		2
2		2	HOL005	HOLDER; bin; medium; capacity 70 litres; freestanding.		3
1		1	HOO022	HOOK; double; wall mounted.		1
1		1	LIG005	LUMINAIRE, bedhead, dimmable, patient reading and general nursing care/examination		1
1		1	LIG910	Task lamp: Anglepoise type.		3
1		1	MSC128	CABINET top; 600mm facing; (600x400 inserts); with formed plastic liners; 1 door hinged left; wall mounted.		1
1		1	MSC2530	CABINET base; 400mm facing; (400x600 inserts); with formed plastic liners; 1 door hinged right; on plinth; o/a height 780.		1
1		1	MSC2531	CABINET base; 400mm facing; (400x600 inserts); with formed plastic liners; 1 door hinged left; on plinth; o/a height 780.		1
1		1	MSC2532	CABINET base; 400mm facing; (400x600 inserts); with 3 telescopic runners; 1 door hinged left; on plinth; o/a height 780.		1
1		1	OUT004	OUTLET cable, fused, 13 amp, ceiling mounted		1
1		1	OUT005	SOCKET outlet, switched, 13amp, single		1
7		7	OUT010	SOCKET outlet, switched, 13amp, twin		1
1		1	OUT052	CONNECTION UNIT, switched, 13 amp		1
4		4	OUT121	SOCKET outlet; computer data; double.		1
1		1	OUT206	SOCKET outlet television aerial; single; wall mounted.		1
1		1	OUT210	SOCKET outlet two-way communication system (intercom), wall mounted		1

ADB	Schedule of Components by Room	E0115

Project: 11072 RHSC & DCN
Department: Q1 Radiology
Room: E0115 Ultrasound Room
Room Number: G-Q1-010 **Revision Date:** 09/09/2014

Quantity					Alt. Code	Grp
New	Trans	Total	Code	Description		
1		1	OUT215	SOCKET outlet, telephone		1
1		1	OUT452	OUTLET; 4 kPa compressed air medical; trunking mounted.		1
1		1	OUT463	OUTLET; nitrous oxide; medical, trunking mounted.		1
1		1	OUT471	OUTLET; oxygen medical; trunking mounted.		1
1		1	OUT476	OUTLET; vacuum medical; trunking mounted.		1
1		1	OUT481	OUTLET; gas scavenging (AGS); medical, trunking mounted.		1
1		1	PRO026	PROJECTOR; multi-media; ceiling mounted		2
1		1	SWC025	SWITCH, light		1
1		1	TAP894	TAP bib; hospital pattern; integral thermostatic mixer; HTM64		1
1		1	TEL1000	TELEPHONE; handset.		3
1		1	TRA141	TRACK; curtain; door; one sided; 1500mm doorset.		1
1		1	TRO131	TROLLEY, dressing/instrument, stainless steel, buffered, 870H 450W 450D		3
1		1	TRU1000	TRUNKING; Power and Data trunking; length as drawn.		1
1		1	TRU1001	MEDICAL SERVICE TRUNKING; horizontal; length as drawn.		1
1		1	ULT017	ULTRASOUND computed sonography; 128 channels; multi purpose; mobile; 1295H 635W 920D		3
1		1	WAR051	WARMER, ultrasound couplant gel, 200H 100W 150D		3
1		1	WAS100	WASTE, unslotted flush-grated, metal, 1.1/4 in		1
1		1	WAS1000	TRAP; concealed waste; for back outlet basins.		1
1		1	WKT1006H	WORKTOP; 920 high 800 deep 40mm thick; with 50mm upstand; length as drawn.		1

ADB	Room Data Sheet	E0716

Project:	11072	RHSC & DCN		
Department:	01	Key Rooms (Financial Close)		
Room:	E0716	Imaging Room: Gamma Camera		
Room Number:	G-Q1-039		**Revision Date:**	18/09/2014

Activities:	1) Patient is positioned or repositioned for examination 2) Use of radiation protection equipment 3) Imaging x-ray examination of patient 4) Use of oxygen and vacuum services for resuscitation 5) Storage of small items of equipment 6) Storage of Positioning aids e.g. wedges pillows and other immobilisation devices 7) Clinical handwashing			
Personnel:	1 x patient 2 x staff 2 x escort			
Planning Relationships:	Adjacent to viewing/reporting area. Direct access from changing cubicles - optional.			
Space Data:	**Area (m²):**		**Height (mm):**	2,700
	Refer to HLM-SZ-SL-SH-200-001 for room areas.			

Notes:

Refer to ME 571 series of drawings for access control (PCP 4.17)

Refer to HLM-SZ-00-PL-331-001 Anti-ligature Strategy for anti-ligature provision

Radiation protection requirements are subject to RPA advice upon selection of equipment.

The "radiation in use" warning lamp should be installed at eye level outside the entrance(s) to the room.

ADB	Room Environmental Data	E0716

Project:	11072	RHSC & DCN		
Department:	01	Key Rooms (Financial Close)		
Room:	E0716	Imaging Room: Gamma Camera		
Room Number:	G-Q1-039		**Revision Date:**	18/09/2014

AIR	Requirements	Notes
Winter Temperature (DegC):		Permissible space temperature range (dry bulb) (degC) : 18 - 25
Summer Temperature (DegC):		
Mechanical Ventilation (Supply ac/hr):	8.0	Ventilation Type: Central Supply and Extract
Mechanical Ventilation (Extract ac/hr):	8.0	
Pressure Relative to Adjoining Space:	Balanced	
Filtration (%DSE and % Arrestance):	/	F7 - minimum
Humidity (%RH):		

General Notes: Heating Type: Warm Air - Reheat Battery with BMS Adjustable Sensor. Cooling: Comfort Cooled

LIGHTING		
Service Illumination (Lux):	300	
Service Illumination Night (Lux):		Not Applicable
Local Illumination (Lux):	1,000.0	@ General working plane 1000 AFFL
Colour Rendering Required:	Y	Colour rendering characteristics (Ra):80
Standby Lighting Grade:	A	Lighting of the level and quality equal or nearly equal to that provided by normal lighting

General Notes: Control: Switch/ Dimmer

NOISE		
Privacy Factor Required (dB):		
Mechanical Services (NR):	35	Intrusive Noise: SHTM 08-01 noise intrusion from external noise sources is not given in NR values but instead in LAeq,1hr and LAmax,f.
Intrusive Noise (NR Leq):		40:daytime (LAeq,1hr)
***Acceptable Sound Level [L10dB(A)]:**		
***Speech Privacy Required:**	Y	
***Quality Which Cannot Be Tolerated:**		
(* alternative format)		

General Notes: Refer to HLM 252 series of drawings for partition types and Acoustic Report (PCP 4.13)

SAFETY		
Hot Surface Max. Temp (DegC):	43	
Hot Water Max. Temp (DegC):	41	

General Notes: Maximum cold water discharge temperature (degC): 20

FIRE

Enclosure:

Automatic Detection:

Refer to HLM 572 series of drawings and Fire Strategy Report (PCP 4.12)

ADB	Room Design Character	E0716

Project:	11072	RHSC & DCN		
Department:	01	Key Rooms (Financial Close)		
Room:	E0716	Imaging Room: Gamma Camera		
Room Number:	G-Q1-039		**Revision Date:**	18/09/2014

Walls:	Refer to HLM 330 series of drawings Radiation protection to be agreed with NHSL RPO
Floor:	Refer to HLM 330 series of drawings Floor Recess required
Ceiling:	Refer to HLM 332 series of drawings
Doorsets:	Refer to HLM 322 series of drawings for location / type.
Windows:	N/A
Internal Glazing:	Viewing panel from control room, radiation protection.
Hatch:	N/A
Notes:	

ADB	Schedule of Components by Room	E0716

Project: 11072 RHSC & DCN
Department: Q1 Radiology
Room: E0716 Gamma Camera 1
Room Number: G-Q1-039
Revision Date: 09/09/2014

Quantity					Alt. Code	Grp
New	Trans	Total	Code	Description		
1		1	ANA004	ANAESTHETIC MACHINE/WORKSTATION with ventilator, with accessories, mobile, 1580H 565W 695D		3
1		1	BAS101	BASIN, medium, hospital pattern, vitreous china, no tap holes, no overflow, intefral back outlet, 500W 400D		1
1		1	BIN025	BIN, disposal, standard, pedal, epoxy coated steel, radioisotope symbol, 17 litres 6mm lead, 640H 240W 360D		3
1		1	BIN2508	BIN; storage;toy box		3
2		2	BOA034	BOARD; marker; whiteboard; dry-wipe; with pen holder; wall mounted; 600H 900W.		1
2		2	BRA015	BRACKET, flat panel monitor, height adjustable, wall mounted		2
1		1	CAM031	CAMERA; CCTV; pan/tilt/zoom.		1
2		2	CHA083	CHAIR, stacking, polypropylene, with back and seat pads		3
1		1	CLO003	CLOCK synchronous with second sweep hand, wall mounted		1
1		1	COM2509	INTERCOM two way communication system; wall mounted (flush).		1
1		1	CUP2569	Generator Cabinet.		5
1		1	DIS013	DISPENSER, paper towel, wall mounted		2
1		1	DIS030	DISPENSER, soap, disposable single cartridge, lever action, wall mounted		2
1		1	DIS2500	DISPENSER; danicentre; combined glove/apron.		2
2		2	DIS2503	DISPENSER; alcohol gel; disposable single cartridge; wall mounted.		2
1		1	HOL005	HOLDER; bin; medium; capacity 70 litres; freestanding.		3
3		3	HOO024	HOOK; hat and coat; 1.		1
1		1	IMG072	IMAGER GAMMA CAMERA; digital; multi detector/PET; with monitor		5
1		1	IMG073	TABLE PATIENT - SPECT; gamma camera; variable height; 970/730H 2060W 720D; Part of gamma camera)		5
4		4	IMG076	IMAGER CART exchange collimator; gamma camera; 1270H 670W 910D; (Part of IMG070 and IMG072		5
1		1	IMG077	CONSOLE UNIT and COMPUTER for gamma camera/PET; 1180H 1040W 900D; (Included in IMG070; IMG071; IMG072 and IMG091)		5
2		2	LIG074	ILLUMINATED SIGN DO NOT ENTER		1
1		1	LIG1001	LUMINAIRE variable spotlight beam produce around 40000 lux @ 1m and 60000 lux @ 0.8m. flexible arm; wall/ceiling mounted.		1
1		1	MON011	MONITOR; electrocardiograph (ECG); 12-lead		3
1		1	MON904	MONITOR; High end multi-functionality for ITU/Theatre/High Acuity		3
1		1	MON919	MONITOR; Portable contamination detection		5
1		1	MON920	MONITOR; electrocardiograph (ECG); 3 lead		3
1		1	MSC091	CABINET base; 400mm facing; (400x600 inserts); with formed plastic liners; 1 door hinged right; on plinth; o/a height 900.		1
1		1	MSC092	CABINET base; 400mm facing; (400x600 inserts); with formed plastic liners; 1 door hinged left; on plinth; o/a height 900.		1

ADB	Schedule of Components by Room	E0716

Project: 11072 RHSC & DCN
Department: Q1 Radiology
Room: E0716 Gamma Camera 1
Room Number: G-Q1-039 **Revision Date:** 09/09/2014

Quantity					Alt. Code	Grp
New	Trans	Total	Code	Description		
1		1	MSC096	CABINET base; 400mm facing; (400x600 inserts); with 3 telescopic runners; 1 door hinged left; on plinth; o/a height 900.		1
1		1	MSC127	CABINET top; 600mm facing; (600x400 inserts); with formed plastic liners; 1 door hinged right; wall mounted.		1
1		1	MST001	TROLLEY; single open frame; with handle; up to 5 sets of runners; 600mm facing; approx 850H 730W 450D		3
1		1	MST005	TROLLEY; half size open frame; up to 5 sets of runners; 400mm facing; approx 850H 450W 350D		3
1		1	OUT004	OUTLET cable, fused, 13 amp, ceiling mounted		1
1		1	OUT005	SOCKET outlet, switched, 13amp, single		1
5		5	OUT010	SOCKET outlet, switched, 13amp, twin		1
4		4	OUT012	SOCKET outlet switched 13amp twin; trunking/pendant mounted.		1
1		1	OUT079	OUTLET isolator, equipment manufacturer's specification		1
5		5	OUT121	SOCKET outlet; computer data; double.		1
2		2	OUT131	SOCKET outlet double data/voice; wall/trunking mounted.		1
1		1	OUT208	SOCKET outlet television aerial; single; ceiling mounted.		1
1		1	OUT210	SOCKET outlet two-way communication system (intercom), wall mounted		1
1		1	OUT452	OUTLET; 4 kPa compressed air medical; trunking mounted.		1
1		1	OUT463	OUTLET; nitrous oxide; medical, trunking mounted.		1
1		1	OUT471	OUTLET; oxygen medical; trunking mounted.		1
2		2	OUT476	OUTLET; vacuum medical; trunking mounted.		1
1		1	OUT481	OUTLET; gas scavenging (AGS); medical, trunking mounted.		1
1		1	PEG2500	HOOK; Pat Slide.		1
1		1	PRO026	PROJECTOR; multi-media; ceiling mounted		2
1		1	RAC194	RACK; x-ray lead apron; 3 hangers; wall mounted		2
1		1	SCR2501	SCREEN; Mobile		3
3		3	SLI2500	PATSLIDE		3
1		1	SWC025	SWITCH, light		1
1		1	SWC062	EMERGENCY STOP switch button, wall mounted		1
1		1	TAP894	TAP bib; hospital pattern; integral thermostatic mixer; HTM64		1
1		1	TRU1000	TRUNKING; Power and Data trunking; length as drawn.		1
1		1	TRU1001	MEDICAL SERVICE TRUNKING; horizontal; length as drawn.		1
1		1	UPS003	Uninterrupted power supply (UPS).		1
1		1	WAS100	WASTE, unslotted flush-grated, metal, 1.1/4 in		1
1		1	WAS1000	TRAP; concealed waste; for back outlet basins.		1
1		1	WKT1006H	WORKTOP; 920 high 800 deep 40mm thick; with 50mm upstand; length as drawn.		1

ADB	Room Data Sheet	E0604-04

Project:	11072	RHSC & DCN		
Department:	01	Key Rooms (Financial Close)		
Room:	E0604-04	Control room: Gamma Camera		
Room Number:	G-Q1-042		**Revision Date:**	18/09/2014

Activities:	1) Use of computer workstation(s) 2) Viewing of X-ray films 3) Displaying notices 4) Maintenance and storage of EBME equipment records and reports 5) Viewing diagnostic images on VDT 6) Use of Imaging x-ray equipment			
Personnel:	2 x staff Access to visitors, researchers			
Planning Relationships:	Direct access to/from CT & MRI room. Access may be required to medical conference room.			
Space Data:	**Area (m²):**		**Height (mm):**	2,700
	Refer to HLM-SZ-SL-SH-200-001 for room areas.			

Notes:

Refer to ME 571 series of drawings for access control (PCP 4.17)

Refer to HLM-SZ-00-PL-331-001 Anti-ligatureStrategy for anti-ligature provision

ADB	Room Environmental Data	E0604-04

Project:	11072	RHSC & DCN		
Department:	01	Key Rooms (Financial Close)		
Room:	E0604-04	Control room: Gamma Camera		
Room Number:	G-Q1-042		**Revision Date:**	18/09/2014

AIR	Requirements	Notes
Winter Temperature (DegC):		Permissible space temperature range (dry bulb) (degC) : 18 - 25
Summer Temperature (DegC):		
Mechanical Ventilation (Supply ac/hr):	4.0	Ventilation Type: Central Supply and Extract
Mechanical Ventilation (Extract ac/hr):	4.0	
Pressure Relative to Adjoining Space:	Balanced	
Filtration (%DSE and % Arrestance):	/	G4- minimum
Humidity (%RH):		

General Notes: Heating Type: Radiant Panels with TRV Remote Head Adj. Cooling: Conmfort Cooled Fresh Air

LIGHTING		
Service Illumination (Lux):	300	@ desk 750 - 850mm AFFL
Service Illumination Night (Lux):		Not Applicable
Local Illumination (Lux):		None
Colour Rendering Required:	Y	Colour rendering characteristics (Ra):80
Standby Lighting Grade:	A	Lighting of the level and quality equal or nearly equal to that provided by normal lighting

General Notes: Control: Switch

NOISE		
Privacy Factor Required (dB):		
Mechanical Services (NR):	35	Intrusive Noise: SHTM 08-01 noise intrusion from external noise sources is not given in NR values but instead in LAeq,1hr and LAmax,f.
Intrusive Noise (NR Leq):		40:daytime (LAeq,1hr)
***Acceptable Sound Level [L10dB(A)]:**		
***Speech Privacy Required:**	Y	
***Quality Which Cannot Be Tolerated:**		
(* alternative format)		

General Notes: Refer to HLM 252 series of drawings for partition types and Acoustic Report (PCP 4.13)

SAFETY		
Hot Surface Max. Temp (DegC):		
Hot Water Max. Temp (DegC):		

General Notes: Maximum cold water discharge temperature (degC): 20

FIRE

Enclosure:

Automatic Detection:

Refer to HLM 572 series of drawings and Fire Strategy Report (PCP 4.12)

ADB	Room Design Character	E0604-04

Project:	11072	RHSC & DCN		
Department:	01	Key Rooms (Financial Close)		
Room:	E0604-04	Control room: Gamma Camera		
Room Number:	G-Q1-042		**Revision Date:**	18/09/2014

Walls:	Refer to HLM 330 series of drawings Radiation protection to Gamma Camera Room to be agreed with NHSL RPO
Floor:	Refer to HLM 330 series of drawings
Ceiling:	Refer to HLM 332 series of drawings
Doorsets:	Refer to HLM 322 series of drawings for location / type.
Windows:	N/A
Internal Glazing:	Viewing panel to CT/MRI room, radiation protection.
Hatch:	N/A
Notes:	

ADB	Schedule of Components by Room	E0604-04

Project: 11072 RHSC & DCN
Department: Q1 Radiology
Room: E0604-04 Gamma Camera Control Area
Room Number: G-Q1-042 **Revision Date:** 09/09/2014

Quantity					Alt. Code	Grp
New	Trans	Total	Code	Description		
1		1	BIN2504	BIN; confidential waste		3
2		2	BOA034	BOARD; marker; whiteboard; dry-wipe; with pen holder; wall mounted; 600H 900W.		1
2		2	CAB066	CABINET; roller shutter; screen-hung/wall mounted; 430H 800W 430D.		1
6		6	CHA002	CHAIR; height adjustable; medium back; swivel; 5 star base; on castors		3
2		2	COM033	COMPUTER KEYBOARD		3
2		2	COM1000	COMPUTER MONITOR; TFT; Sunray digital flat panel display; desk top		3
1		1	COM2509	INTERCOM two way communication system; wall mounted (flush).		1
1		1	HOL005	HOLDER; bin; medium; capacity 70 litres; freestanding.		3
2		2	IMG2500	Gamma camera control console		5
2		2	IMG2511	Single monitor processing station		3
1		1	OUT005	SOCKET outlet, switched, 13amp, single		1
11		11	OUT010	SOCKET outlet, switched, 13amp, twin		1
11		11	OUT121	SOCKET outlet; computer data; double.		1
1		1	OUT210	SOCKET outlet two-way communication system (intercom), wall mounted		1
1		1	OUT215	SOCKET outlet, telephone		1
2		2	PAN2500	PANEL; syringe injector controller.		5
2		2	REC030	RECORDER/VIDEO; playback		3
7		7	SUP2501	SUPPORT LEG; for 720 high worktop		1
1		1	SWC025	SWITCH, light		1
2		2	SWC062	EMERGENCY STOP switch button, wall mounted		1
1		1	TEL1000	TELEPHONE; handset.		3
3		3	TRU1000	TRUNKING; Power and Data trunking; length as drawn.		1
1		1	WKT1003L	WORKTOP; 720 high 600 deep 40mm thick; with 50mm upstand; length as drawn.		1
2		2	WKT1006L	WORKTOP; 720 high 800 deep 40mm thick; with 50mm upstand; length as drawn.		1

ADB	Room Data Sheet	E0601

Project:	11072	RHSC & DCN		
Department:	01	Key Rooms (Financial Close)		
Room:	E0601	CT Room DCN		
Room Number:	G-Q1-059		**Revision Date:**	18/09/2014

Activities:	1) Patient may arrive on foot in a wheelchair or on a trolley 2) Patient undergoes examination with diagnostic x-rays to localise tumour and verify proposed treatment method. 3) Storage of Positioning aids e.g. wedges pillows and other immobilisation devices 4) Clinical hand washing 5) Use of computer workstation(s) 6) Contrast media, I.V. injections and other sterile procedures may be prepared 7) Use of radiation protection equipment 8) Radiation measurement will be used 9) Parking, storage of patients' trolley(s)			
Personnel:	1 x Patient 4 x Staff			
Planning Relationships:	Direct access to/from control room. Close to sub-waiting area. Adjacent to changing facilities (direct access optional).			
Space Data:	**Area (m²):**		**Height (mm):**	3,100
	Refer to HLM-SZ-SL-SH-200-001 for room areas.			

Notes:

Refer to ME 571 series of drawings for access control (PCP 4.17)

Refer to HLM-SZ-00-PL-331-001 Anti-ligature Strategy for anti-ligature provision

Radiation protection requirements are subject to RPA advice upon selection of equipment.

The "radiation in use" warning lamp should be installed at eye level outside the entrance(s) to the room.

ADB	Room Environmental Data	E0601

Project:	11072	RHSC & DCN		
Department:	01	Key Rooms (Financial Close)		
Room:	E0601	CT Room DCN		
Room Number:	G-Q1-059		**Revision Date:**	18/09/2014

AIR	Requirements	Notes
Winter Temperature (DegC):		Permissible space temperature range (dry bulb) (degC) : 18 - 25
Summer Temperature (DegC):		
Mechanical Ventilation (Supply ac/hr):	8.0	Ventilation Type: Central Supply and Extract
Mechanical Ventilation (Extract ac/hr):	8.0	
Pressure Relative to Adjoining Space:	Balanced	
Filtration (%DSE and % Arrestance):	/	F7 - minimum
Humidity (%RH):		

General Notes: Heating Type: Warm Air - Reheat Battery with BMS Adjustable Sensor. Cooling: Comfort Cooled

LIGHTING		
Service Illumination (Lux):	300	
Service Illumination Night (Lux):		Not Applicable
Local Illumination (Lux):	1,000.0	@ General working plane 1000 AFFL
Colour Rendering Required:	Y	Colour rendering characteristics (Ra):80
Standby Lighting Grade:	A	Lighting of the level and quality equal or nearly equal to that provided by normal lighting

General Notes: Control: Switch/ Dimmer

NOISE		
Privacy Factor Required (dB):		
Mechanical Services (NR):	35	Intrusive Noise: SHTM 08-01 noise intrusion from external noise sources is not given in NR values but instead in LAeq,1hr and LAmax,f.
Intrusive Noise (NR Leq):		40:daytime (LAeq,1hr)
***Acceptable Sound Level [L10dB(A)]:**		
***Speech Privacy Required:**	Y	
***Quality Which Cannot Be Tolerated:**		
(* alternative format)		

General Notes: Refer to HLM 252 series of drawings for partition types and Acoustic Report (PCP 4.13)

SAFETY		
Hot Surface Max. Temp (DegC):	43	
Hot Water Max. Temp (DegC):	41	

General Notes: Maximum cold water discharge temperature (degC): 20

FIRE

Enclosure:

Automatic Detection:

Refer to HLM 572 series of drawings and Fire Strategy Report (PCP 4.12)

ADB	Room Design Character	E0601

Project:	11072	RHSC & DCN		
Department:	01	Key Rooms (Financial Close)		
Room:	E0601	CT Room DCN		
Room Number:	G-Q1-059		**Revision Date:**	18/09/2014

Walls:	Refer to HLM 330 series of drawings Radiation protection to be agreed with NHSL RPO
Floor:	Refer to HLM 330 series of drawings
Ceiling:	Refer to HLM 332 series of drawings
Doorsets:	Refer to HLM 322 series of drawings for location / type.
Windows:	N/A
Internal Glazing:	Viewing panel from control room, radiation protection.
Hatch:	N/A
Notes:	

ADB	Schedule of Components by Room	E0601

Project: 11072 RHSC & DCN
Department: Q1 Radiology
Room: E0601 CT Room
Room Number: G-Q1-059
Revision Date: 09/09/2014

Quantity					Alt. Code	Grp
New	Trans	Total	Code	Description		
1		1	BIN2509	BIN; sharps disposal; 7 litre; rail mounted		3
1		1	BRA013	BRACKET; TV; height adjustable; wall mounted.		1
1		1	CAB034	CABINET warming, contrast media, stainless steel, wall mounted		2
1		1	CAM031	CAMERA; CCTV; pan/tilt/zoom.		1
1		1	CHA317	CHAIR, upright, upholstered, stacking, wipeable		3
1		1	CLO003	CLOCK synchronous with second sweep hand, wall mounted		1
3		3	CUP2510	CUPBOARD; base unit; LH door; ; 600mm.		1
1		1	CUP2569	Generator Cabinet.		5
2		2	CUP2998	CUPBOARD, base unit, 1 door, 1 shelf 600W 300D 880H		1
1		1	DIS013	DISPENSER, paper towel, wall mounted		2
1		1	DIS024	DISPENSER, soap, wall mounted		2
1		1	DIS030	DISPENSER, soap, disposable single cartridge, lever action, wall mounted		2
2		2	DIS2500	DISPENSER; danicentre; combined glove/apron.		2
3		3	DIS2503	DISPENSER; alcohol gel; disposable single cartridge; wall mounted.		2
2		2	HOL005	HOLDER; bin; medium; capacity 70 litres; freestanding.		3
2		2	HOO020	HOOK, single, large, wall mounted		1
1		1	IMG066	TABLE PATIENT - CT imager; floating top; (Part of IMG2502)		5
1		1	IMG2502	IMAGER; COMPUTER TOMOGRAPHY (CT) ; 128 slice unit		5
1		1	IMG901	SAM HALL TURNER		3
1		1	INS002	INSUFFLATOR; automatic delivery 30L/min; 145H X 300W X 320D		3
1		1	KIC001	KICKABOUT; bowl stand; stainless steel; 360mm dia.		3
2		2	LIG074	ILLUMINATED SIGN DO NOT ENTER		1
1		1	MON906	MONITOR; Clinical slave		2
1		1	OUT005	SOCKET outlet, switched, 13amp, single		1
4		4	OUT010	SOCKET outlet, switched, 13amp, twin		1
9		9	OUT012	SOCKET outlet switched 13amp twin; trunking/pendant mounted.		1
3		3	OUT121	SOCKET outlet; computer data; double.		1
1		1	OUT131	SOCKET outlet double data/voice; wall/trunking mounted.		1
1		1	OUT207	SOCKET outlet aerial television, closed circuit (CCTV), wall mounted		1
1		1	OUT453	OUTLET, 4kPa compressed air, medical		1
1		1	OUT461	OUTLET, nitrous oxide, medical		1
1		1	OUT470	OUTLET, oxygen, medical		1
2		2	OUT475	OUTLET, vacuum, medical		1
1		1	OUT480	OUTLET, gas scavenging (AGS), medical		1
1		1	PEG2500	HOOK; Pat Slide.		1
1		1	PEN2504	PENDANT; Anaesthetic; medical & power supply unit; vertical movement; ceiling mounted; outlets comprising: MRI compatible.		1
1		1	RAC197	RACK; x-ray lead apron; 6 swivel arms; mobile		3
2		2	SLI2500	PATSLIDE		3
2		2	STA142	STAND; infusion; twin hook; breaks; mobile		3
2		2	STF275	STORAGE UNIT; upper; cupboard; 2 door; 1 shelf; lockable; 550H 600W 300D		1

ADB	Schedule of Components by Room	E0601

Project: 11072 RHSC & DCN
Department: Q1 Radiology
Room: E0601 CT Room
Room Number: G-Q1-059
Revision Date: 09/09/2014

Quantity					Alt. Code	Grp
New	Trans	Total	Code	Description		
1		1	SWC025	SWITCH, light		1
1		1	SWC062	EMERGENCY STOP switch button, wall mounted		1
1		1	SYR2502	SYRINGE INJECTOR; automatic; hi pressure injection; contrast media; ceiling mounted		5
1		1	TAP892	TAP, bib, 2x8 mm thermostatic mixer, automatic action, sensor operated, non-touch		1
1		1	TRO133	TROLLEY, dressing/instrument, stainless steel, buffered, 870H 750W 450D		3
1		1	TRO401	TROLLEY; walking aid		3
1		1	TRO601	TROUGH scrub-up; hospital pattern; stainless steel; single; 75mm upstand; 800W 450D. HTM64SUH1.		1
1		1	TRO907	TROLLEY;Caretray.		3
1		1	UPS003	Uninterrupted power supply (UPS).		1
1		1	WAS102	WASTE, unslotted flush-grated, metal, 1.1/2 in		1
1		1	WAS108	TRAP, bottle, 1.1/2 in, plastic resealing		1
1		1	WKT1003H	WORKTOP; 920 high 600 deep 40mm thick; with 50mm upstand; length as drawn.		1
1		1	WRT003	WORKTOP, 1200W 400D		1

ADB	Room Data Sheet	E0604-02

Project:	11072	RHSC & DCN		
Department:	01	Key Rooms (Financial Close)		
Room:	E0604-02	Control room: CT DCN		
Room Number:	G-Q1-071		**Revision Date:**	18/09/2014

Activities:	1) Use of computer workstation(s) 2) Viewing of X-ray films 3) Displaying notices 4) Maintenance and storage of EBME equipment records and reports 5) Viewing diagnostic images on VDT 6) Use of Imaging x-ray equipment			
Personnel:	5 x staff Access to visitors, researchers			
Planning Relationships:	Direct access to/from CT room. Access may be required to medical conference room.			
Space Data:	**Area (m²):**		**Height (mm):**	2,700
	Refer to HLM-SZ-SL-SH-200-001 for room areas.			

Notes:

Refer to ME 571 series of drawings for access control (PCP 4.17)

Refer to HLM-SZ-00-PL-331-001 Anti-ligature Strategy for anti-ligature provision

ADB	Room Environmental Data	E0604-02

Project:	11072	RHSC & DCN		
Department:	01	Key Rooms (Financial Close)		
Room:	E0604-02	Control room: CT DCN		
Room Number:	G-Q1-071		**Revision Date:**	18/09/2014

AIR	Requirements	Notes
Winter Temperature (DegC):		Permissible space temperature range (dry bulb) (degC) : 18 - 25
Summer Temperature (DegC):		
Mechanical Ventilation (Supply ac/hr):	4.0	Ventilation Type: Central Supply & Extract
Mechanical Ventilation (Extract ac/hr):	4.0	
Pressure Relative to Adjoining Space:	Balanced	
Filtration (%DSE and % Arrestance):	/	G4 - Minimum
Humidity (%RH):		

General Notes: Heating Type: Radiant Panels with TRV Remote Head Adj. Cooling: Comfort Cooled Fresh Air

LIGHTING		
Service Illumination (Lux):	300	@ desk 750 - 850mm AFFL
Service Illumination Night (Lux):		Not Applicable
Local Illumination (Lux):		None
Colour Rendering Required:	Y	Colour rendering characteristics (Ra):80
Standby Lighting Grade:	A	Lighting of the level and quality equal or nearly equal to that provided by normal lighting

General Notes: Control: Switch

NOISE		
Privacy Factor Required (dB):		
Mechanical Services (NR):	35	Intrusive Noise: SHTM 08-01 noise intrusion from external noise sources is not given in NR values but instead in LAeq,1hr and LAmax,f.
Intrusive Noise (NR Leq):		40:daytime (LAeq,1hr)
***Acceptable Sound Level [L10dB(A)]:**		
***Speech Privacy Required:**	Y	
***Quality Which Cannot Be Tolerated:**		
(* alternative format)		

General Notes: Refer to HLM 252 series of drawings for partition types and Acoustic Report (PCP 4.13)

SAFETY		
Hot Surface Max. Temp (DegC):	43	
Hot Water Max. Temp (DegC):		

General Notes:

FIRE

Enclosure:

Automatic Detection:

Refer to HLM 572 series of drawings and Fire Strategy Report (PCP 4.12)

ADB	Room Design Character	E0604-02

Project:	11072	RHSC & DCN		
Department:	01	Key Rooms (Financial Close)		
Room:	E0604-02	Control room: CT DCN		
Room Number:	G-Q1-071		**Revision Date:**	18/09/2014

Walls:	Refer to HLM 330 series of drawings Radiation protection to CT to be agreed with NHSL RPO
Floor:	Refer to HLM 330 series of drawings
Ceiling:	Refer to HLM 332 series of drawings
Doorsets:	Refer to HLM 322 series of drawings for location / type.
Windows:	N/A
Internal Glazing:	Viewing panel to CT room, lead glass screen.
Hatch:	N/A
Notes:	

ADB	Schedule of Components by Room	E0604-02

Project: 11072 RHSC & DCN
Department: Q1 Radiology
Room: E0604-02 Control Room - CT
Room Number: G-Q1-071
Revision Date: 09/09/2014

Quantity					Alt. Code	Grp
New	Trans	Total	Code	Description		
1		1	BIN2504	BIN; confidential waste		3
2		2	BOA034	BOARD; marker; whiteboard; dry-wipe; with pen holder; wall mounted; 600H 900W.		1
2		2	BOA2502	BOARD; display/notice; magnetic; wall mounted; 900H 1200W		1
1		1	BRA015	BRACKET, flat panel monitor, height adjustable, wall mounted		2
1		1	CAB056	CABINET; stationery; metal; 10 drawer with lock; 600H 280W 410D		3
4		4	CHA002	CHAIR; height adjustable; medium back; swivel; 5 star base; on castors		3
1		1	CLO003	CLOCK synchronous with second sweep hand, wall mounted		1
2		2	COM033	COMPUTER KEYBOARD		3
1		1	COM038	COMPUTER PRINTER, laser, A4, 250H 380W 385D		3
1		1	COM039	COMPUTER, CPU, vertical, specific to radiation therapy software		3
2		2	COM1000	COMPUTER MONITOR; TFT; Sunray digital flat panel display; desk top		3
1		1	COM2509	INTERCOM two way communication system; wall mounted (flush).		1
1		1	COM910	MONITOR; double CT monitor		5
1		1	COM911	CONTROL CONSOLE; for CT Injector & hard drive		5
1		1	CUP332	CUPBOARD; key; 30 hooks; lockable; wall mounted; 305H 230W 70D.		1
1		1	DIS2503	DISPENSER; alcohol gel; disposable single cartridge; wall mounted.		2
2		2	HOL005	HOLDER; bin; medium; capacity 70 litres; freestanding.		3
1		1	IMG2512	CONTROL CONSOLE; for CT		5
1		1	LIG074	ILLUMINATED SIGN DO NOT ENTER		1
1		1	LOC019	LOCKER; 6 compartments; 1800H 300W 450D		3
1		1	MON2504	MONITOR and CONTROL for CCTV; complete with flat screen monitor; keyboard; digital recorder (computer) and power supply		5
1		1	MON2519	CT MULTI MODALITY WORKSTATION		5
1		1	MON921	MONITOR; chiller temperature display		5
1		1	OUT002	OUTLET, cable 13amp		1
1		1	OUT005	SOCKET outlet, switched, 13amp, single		1
11		11	OUT010	SOCKET outlet, switched, 13amp, twin		1
11		11	OUT121	SOCKET outlet; computer data; double.		1
1		1	OUT210	SOCKET outlet two-way communication system (intercom), wall mounted		1
2		2	OUT215	SOCKET outlet, telephone		1
1		1	PRI015	PRINTER; label; portable		3
2		2	STF120	STORAGE UNIT; lower; cupboard; 1 door; 1 shelf; on castors; 600H 500W 450D		3
9		9	SUP2501	SUPPORT LEG; for 720 high worktop		1
2		2	SWC025	SWITCH, light		1
1		1	SWC062	EMERGENCY STOP switch button, wall mounted		1
2		2	TEL1000	TELEPHONE; handset.		3
4		4	TRU1000	TRUNKING; Power and Data trunking; length as drawn.		1
4		4	WKT1006L	WORKTOP; 720 high 800 deep 40mm thick; with 50mm upstand; length as drawn.		1

ADB	Room Data Sheet	E0113

Project:	11072	RHSC & DCN		
Department:	01	Key Rooms (Financial Close)		
Room:	E0113	Doppler Ultrasound		
Room Number:	G-Q1-081		**Revision Date:**	18/09/2014

Activities:	1) Assessment / updating of electronic patient records (EPRs) 2) Use of monitoring/diagnostic or therapeutic equipment 3) Use of computer workstation(s) 4) Patient is positioned or repositioned on examination/treatment couch or in a chair 5) Patient may have an ultrasound scan 6) Clinical hand washing 7) Hanging clothing			
Personnel:	1 x patient 2 x staff 1 x escort			
Planning Relationships:	Close to a clean utility room. Close to a dirty utility room.			
Space Data:	**Area (m²):**		**Height (mm):**	2,700
	Refer to HLM-SZ-SL-SH-200-001 for room areas.			

Notes:

Refer to ME 571 series of drawings for access control (PCP 4.17)

Refer to HLM-SZ-00-PL-331-001 Anti-ligature Strategy for anti-ligature provision

ADB	Room Environmental Data	E0113

Project:	11072	RHSC & DCN		
Department:	01	Key Rooms (Financial Close)		
Room:	E0113	Doppler Ultrasound		
Room Number:	G-Q1-081		**Revision Date:**	18/09/2014

AIR	**Requirements**	**Notes**
Winter Temperature (DegC):		Permissible space temperature range (dry bulb) (degC) : 18 - 25
Summer Temperature (DegC):		
Mechanical Ventilation (Supply ac/hr):	8.0	Ventilation Type: Central Supply and Extract
Mechanical Ventilation (Extract ac/hr):	8.0	
Pressure Relative to Adjoining Space:	Balanced	
Filtration (%DSE and % Arrestance):	/	F7 - minimum
Humidity (%RH):		

General Notes: Heating Type: Warm Air - Reheat Battery with BMS Adjustable Sensor. Cooling: Comfort Cooled

LIGHTING		
Service Illumination (Lux):	300	
Service Illumination Night (Lux):		Not Applicable
Local Illumination (Lux):	1,000.0	@ General working plane 1000 AFFL
Colour Rendering Required:	Y	Colour rendering characteristics (Ra):80
Standby Lighting Grade:	A	Lighting of the level and quality equal or nearly equal to that provided by normal lighting

General Notes: Control: Switch/ Dimmer

NOISE		
Privacy Factor Required (dB):		
Mechanical Services (NR):	35	Intrusive Noise: SHTM 08-01 noise intrusion from external noise sources is not given in NR values but instead in LAeq,1hr and LAmax,f.
Intrusive Noise (NR Leq):		40:daytime (LAeq,1hr)
***Acceptable Sound Level [L10dB(A)]:**		
***Speech Privacy Required:**	Y	
***Quality Which Cannot Be Tolerated:**		
(* alternative format)		

General Notes: Refer to HLM 252 series of drawings for partition types and Acoustic Report (PCP 4.13)

SAFETY		
Hot Surface Max. Temp (DegC):	43	
Hot Water Max. Temp (DegC):	41	

General Notes: Maximum cold water discharge temperature (degC): 20

FIRE

Enclosure:

Automatic Detection:

Refer to HLM 572 series of drawings and Fire Strategy Report (PCP 4.12)

ADB	Room Design Character	E0113

Project:	11072	RHSC & DCN		
Department:	01	Key Rooms (Financial Close)		
Room:	E0113	Doppler Ultrasound		
Room Number:	G-Q1-081		**Revision Date:**	18/09/2014

Walls:	Refer to HLM 330 series of drawings Radiation protection to be agreed with NHSL RPO
Floor:	Refer to HLM 330 series of drawings
Ceiling:	Refer to HLM 332 series of drawings
Doorsets:	Refer to HLM 322 series of drawings for location / type.
Windows:	N/A
Internal Glazing:	Refer to HLM 322 series for door and screen types.
Hatch:	N/A
Notes:	

ADB	Schedule of Components by Room	E0113

Project: 11072 RHSC & DCN
Department: Q1 Radiology
Room: E0113 Doppler Ultrasound
Room Number: G-Q1-081 **Revision Date:** 09/09/2014

Quantity					Alt. Code	Grp
New	Trans	Total	Code	Description		
1		1	ALA001	PUSH BUTTON, security alarm		1
1		1	BAS101	BASIN, medium, hospital pattern, vitreous china, no tap holes, no overflow, intefral back outlet, 500W 400D		1
1		1	BIN2504	BIN; confidential waste		3
1		1	BOA034	BOARD; marker; whiteboard; dry-wipe; with pen holder; wall mounted; 600H 900W.		1
1		1	BOA2502	BOARD; display/notice; magnetic; wall mounted; 900H 1200W		1
1		1	CHA017	CHAIR; upright; upholstered; stacking		3
1		1	CHR903	CHAIR; Saddle Operator		3
1		1	CLO003	CLOCK synchronous with second sweep hand, wall mounted		1
2		2	COM033	COMPUTER KEYBOARD		3
1		1	COM038	COMPUTER PRINTER, laser, A4, 250H 380W 385D		3
2		2	COM1000	COMPUTER MONITOR; TFT; Sunray digital flat panel display; desk top		3
1		1	COM2503	COMPUTER MONITOR, PACS REVIEW STATION; 2 21", high-resolution screens,		3
1		1	COM2509	INTERCOM two way communication system; wall mounted (flush).		1
1		1	COU2506	COUCH; examination/treatment; (3 section); electric; variable height; retractable wheels; with paper roll holder.		3
1		1	CUP378	CUPBOARD/DRAWER UNIT; 1 drawer; 1 shelf; on castors; 660H 480W 390D		3
1		1	DIS013	DISPENSER, paper towel, wall mounted		2
1		1	DIS030	DISPENSER, soap, disposable single cartridge, lever action, wall mounted		2
1		1	DIS2500	DISPENSER; danicentre; combined glove/apron.		2
2		2	DIS2503	DISPENSER; alcohol gel; disposable single cartridge; wall mounted.		2
2		2	HOL005	HOLDER; bin; medium; capacity 70 litres; freestanding.		3
1		1	HOO022	HOOK; double; wall mounted.		1
3		3	LIG003	LUMINAIRE, reading, adjustable arm, 100 watt		1
1		1	LIG963	LUMINAIRE; examination; ceiling; adjustable.		1
1		1	MSC081	CABINET base; 600mm facing; (600x400 inserts); with formed plastic liners; 1 door hinged right; on plinth; o/a height 900.		1
1		1	MSC082	CABINET base; 600mm facing; (600x400 inserts); with formed plastic liners; 1 door hinged left; on plinth; o/a height 900.		1
1		1	MSC127	CABINET top; 600mm facing; (600x400 inserts); with formed plastic liners; 1 door hinged right; wall mounted.		1
1		1	MSC128	CABINET top; 600mm facing; (600x400 inserts); with formed plastic liners; 1 door hinged left; wall mounted.		1
1		1	OUT005	SOCKET outlet, switched, 13amp, single		1
9		9	OUT010	SOCKET outlet, switched, 13amp, twin		1
7		7	OUT121	SOCKET outlet; computer data; double.		1
1		1	OUT210	SOCKET outlet two-way communication system (intercom), wall mounted		1
1		1	OUT215	SOCKET outlet, telephone		1
1		1	OUT471	OUTLET; oxygen medical; trunking mounted.		1
1		1	OUT476	OUTLET; vacuum medical; trunking mounted.		1
2		2	STO023	STOOL; laboratory; complete with footring		3

ADB	Schedule of Components by Room	E0113

Project: 11072 RHSC & DCN
Department: Q1 Radiology
Room: E0113 Doppler Ultrasound
Room Number: G-Q1-081 **Revision Date:** 09/09/2014

Quantity					Alt. Code	Grp
New	Trans	Total	Code	Description		
3		3	SUP2500	SUPPORT LEG; for 920 high worktop		1
1		1	SWC031	SWITCH; light; dimmer to M&E design.		1
1		1	TAP894	TAP bib; hospital pattern; integral thermostatic mixer; HTM64		1
1		1	TEL1000	TELEPHONE; handset.		3
1		1	TRA1003	TRACK; curtain; bed/trolley; length and shape as drawn.		1
1		1	TRO907	TROLLEY;Caretray.		3
3		3	TRU1000	TRUNKING; Power and Data trunking; length as drawn.		1
1		1	TRU1001	MEDICAL SERVICE TRUNKING; horizontal; length as drawn.		1
1		1	ULT901	SONOSITE MICROMAX		3
1		1	ULT902	SCAN MED MULTIDOP		3
1		1	ULT903	SIEMENS ANTARES		3
1		1	ULT904	TROLLEY: U/S machine (micromax & multidop) to sit on.		3
1		1	WAR051	WARMER, ultrasound couplant gel, 200H 100W 150D		3
1		1	WAS100	WASTE, unslotted flush-grated, metal, 1.1/4 in		1
1		1	WAS1000	TRAP; concealed waste; for back outlet basins.		1
1		1	WKT1003L	WORKTOP; 720 high 600 deep 40mm thick; with 50mm upstand; length as drawn.		1
1		1	WKT1006H	WORKTOP; 920 high 800 deep 40mm thick; with 50mm upstand; length as drawn.		1
1		1	WKT1006L	WORKTOP; 720 high 800 deep 40mm thick; with 50mm upstand; length as drawn.		1

ADB	Room Data Sheet	E0715

Project:	11072	RHSC & DCN		
Department:	01	Key Rooms (Financial Close)		
Room:	E0715	Injection Room: DCN MRI		
Room Number:	G-Q1-108		**Revision Date:**	18/09/2014

Activities:	1) Assessment / updating of electronic patient records (EPRs) 2) Storage of sterile supplies and consumables on a trolley 3) Use of monitoring/diagnostic or therapeutic equipment 4) Use of computer workstation(s) 5) Patient is positioned or repositioned on examination/treatment couch or in a chair 6) Clinical hand washing 7) Contrast media, I.V. injections and other sterile procedures may be prepared			
Personnel:	1 x patient 2 x staff			
Planning Relationships:	Close to a clean utility room. Close to a dirty utility room.			
Space Data:	**Area (m²):**		**Height (mm):**	2,700
	Refer to HLM-SZ-SL-SH-200-001 for room areas.			

Notes:

Refer to ME 571 series of drawings for access control (PCP 4.17)

Refer to HLM-SZ-00-PL-331-001 Anti-ligature Strategy for anti-ligature provision

ADB	Room Environmental Data	E0715

Project:	11072	RHSC & DCN		
Department:	01	Key Rooms (Financial Close)		
Room:	E0715	Injection Room: DCN MRI		
Room Number:	G-Q1-108		**Revision Date:**	18/09/2014

AIR	Requirements	Notes
Winter Temperature (DegC):		Permissible space temperature range (dry bulb) (degC) : 18 - 28
Summer Temperature (DegC):		
Mechanical Ventilation (Supply ac/hr):	10.0	Ventilation Type: Central SupplyAir
Mechanical Ventilation (Extract ac/hr):		
Pressure Relative to Adjoining Space:	Positive	
Filtration (%DSE and % Arrestance):	/	G4 - minimum
Humidity (%RH):		

General Notes: Heating Type: Radiant Panels with TRV Remote Head Adj. Cooling: Comfort Cooled Fresh Air

LIGHTING		
Service Illumination (Lux):	500	
Service Illumination Night (Lux):		Not Applicable
Local Illumination (Lux):	1,000.0	@ Bed/trolley 1450 AFFL
Colour Rendering Required:	Y	Colour rendering characteristics (Ra):80
Standby Lighting Grade:	A	Lighting of the level and quality equal or nearly equal to that provided by normal lighting

General Notes: Control: Switch

NOISE		
Privacy Factor Required (dB):		
Mechanical Services (NR):	35	Intrusive Noise: SHTM 08-01 noise intrusion from external noise sources is not given in NR values but instead in LAeq,1hr and LAmax,f.
Intrusive Noise (NR Leq):		40:daytime (LAeq,1hr)
***Acceptable Sound Level [L10dB(A)]:**		
***Speech Privacy Required:**	Y	
***Quality Which Cannot Be Tolerated:**		
(* alternative format)		

General Notes: Refer to HLM 252 series of drawings for partition types and Acoustic Report (PCP 4.13)

SAFETY		
Hot Surface Max. Temp (DegC):	43	
Hot Water Max. Temp (DegC):	41	

General Notes: Maximum cold water discharge temperature (degC): 20

FIRE

Enclosure:

Automatic Detection:

Refer to HLM 572 series of drawings and Fire Strategy Report (PCP 4.12)

ADB	Room Design Character	E0715

Project:	11072	RHSC & DCN		
Department:	01	Key Rooms (Financial Close)		
Room:	E0715	Injection Room: DCN MRI		
Room Number:	G-Q1-108		**Revision Date:**	18/09/2014

Walls:	Refer to HLM 330 series of drawings
Floor:	Refer to HLM 330 series of drawings
Ceiling:	Refer to HLM 332 series of drawings
Doorsets:	Refer to HLM 322 series of drawings for location / type.
Windows:	N/A
Internal Glazing:	Refer to HLM 322 series for door and screen types.
Hatch:	N/A

Notes:

ADB	Schedule of Components by Room	E0715

Project: 11072 RHSC & DCN
Department: Q1 Radiology
Room: E0715 Injection Room
Room Number: G-Q1-108 **Revision Date:** 09/09/2014

Quantity					Alt. Code	Grp
New	Trans	Total	Code	Description		
1		1	ALA001	PUSH BUTTON, security alarm		1
1		1	BAS101	BASIN, medium, hospital pattern, vitreous china, no tap holes, no overflow, intefral back outlet, 500W 400D		1
2		2	CHA905	CHAIR; Venepuncture reclining		3
1		1	CLO003	CLOCK synchronous with second sweep hand, wall mounted		1
1		1	COM033	COMPUTER KEYBOARD		3
1		1	COM1000	COMPUTER MONITOR; TFT; Sunray digital flat panel display; desk top		3
1		1	COM2509	INTERCOM two way communication system; wall mounted (flush).		1
1		1	DIS013	DISPENSER, paper towel, wall mounted		2
1		1	DIS030	DISPENSER, soap, disposable single cartridge, lever action, wall mounted		2
1		1	DIS2500	DISPENSER; danicentre; combined glove/apron.		2
2		2	DIS2503	DISPENSER; alcohol gel; disposable single cartridge; wall mounted.		2
2		2	HOL005	HOLDER; bin; medium; capacity 70 litres; freestanding.		3
2		2	HOL020	HOLDER, sharps box, up to 7 litre capacity, rail/trolley hang or wall mounted, 170H 125W 100D		3
2		2	HOO024	HOOK; hat and coat; 1.		1
2		2	LIG055	LUMINAIRE variable spotlight beam produce around 40000 lux @ 1m and 60000 lux @ 0.8m. flexible arm; wall/ceiling mounted.		1
2		2	MST001	TROLLEY; single open frame; with handle; up to 5 sets of runners; 600mm facing; approx 850H 730W 450D		3
1		1	OUT005	SOCKET outlet, switched, 13amp, single		1
7		7	OUT010	SOCKET outlet, switched, 13amp, twin		1
2		2	OUT059	CONNECTION UNIT switched 13amp, indicator light		1
2		2	OUT131	SOCKET outlet double data/voice; wall/trunking mounted.		1
1		1	OUT210	SOCKET outlet two-way communication system (intercom), wall mounted		1
2		2	OUT471	OUTLET; oxygen medical; trunking mounted.		1
2		2	OUT476	OUTLET; vacuum medical; trunking mounted.		1
1		1	SCA081	SCALE column; weighing person; electronic; and telescopic column for height measure		3
2		2	STF135	STORAGE UNIT; lower; cupboard; 2 door; 1 shelf; lockable; 750H 1000W 450D		1
2		2	STF281	STORAGE UNIT; upper; cupboard; 2 door; 1 shelf; lockable; 550H 1000W 300D		1
2		2	STO2502	INJECTION STOOL: MR compatible		3
1		1	SWC031	SWITCH; light; dimmer to M&E design.		1
1		1	TAP894	TAP bib; hospital pattern; integral thermostatic mixer; HTM64		1
1		1	TEL1000	TELEPHONE; handset.		3
1		1	TRA1003	TRACK; curtain; bed/trolley; length and shape as drawn.		1
2		2	TRU1001	MEDICAL SERVICE TRUNKING; horizontal; length as drawn.		1
1		1	WAS100	WASTE, unslotted flush-grated, metal, 1.1/4 in		1
1		1	WAS1000	TRAP; concealed waste; for back outlet basins.		1
1		1	WKT1003H	WORKTOP; 920 high 600 deep 40mm thick; with 50mm upstand; length as drawn.		1

ADB	Room Data Sheet	E0604-03

Project:	11072	RHSC & DCN		
Department:	01	Key Rooms (Financial Close)		
Room:	E0604-03	Control room: MRI DCN		
Room Number:	G-Q1-111		**Revision Date:**	18/09/2014

Activities:	1) Use of computer workstation(s) 2) Viewing of X-ray films 3) Displaying notices 4) Maintenance and storage of EBME equipment records and reports 5) Viewing diagnostic images on VDT 6) Use of Imaging x-ray equipment			
Personnel:	7 x staff Access to visitors, researchers			
Planning Relationships:	Direct access to/from MRI room. Access may be required to medical conference room.			
Space Data:	**Area (m²):**		**Height (mm):**	2,700
	Refer to HLM-SZ-SL-SH-200-001 for room areas.			

Notes:

Refer to ME 571 series of drawings for access control (PCP 4.17)

Refer to HLM-SZ-00-PL-331-001 Anti-ligature Strategy for anti-ligature provision

ADB	Room Environmental Data	E0604-03

Project:	11072	RHSC & DCN		
Department:	01	Key Rooms (Financial Close)		
Room:	E0604-03	Control room: MRI DCN		
Room Number:	G-Q1-111		**Revision Date:**	18/09/2014

AIR	Requirements	Notes
Winter Temperature (DegC):		Permissible space temperature range (dry bulb) (degC) : 18 - 25
Summer Temperature (DegC):		
Mechanical Ventilation (Supply ac/hr):	4.0	Ventilation Type: Central Supply and Extract
Mechanical Ventilation (Extract ac/hr):	4.0	
Pressure Relative to Adjoining Space:	Balanced	
Filtration (%DSE and % Arrestance):	/	G4 - minimum
Humidity (%RH):		
General Notes:	Heating Type: Radiant Panels with TRV Remote Head Adj. Cooling: Comfort Cooled Fresh Air	

LIGHTING		
Service Illumination (Lux):	300	@ desk 750 - 850mm AFFL
Service Illumination Night (Lux):		Not Applicable
Local Illumination (Lux):		None
Colour Rendering Required:	Y	Colour rendering characteristics (Ra):80
Standby Lighting Grade:	A	Lighting of the level and quality equal or nearly equal to that provided by normal lighting
General Notes:	Control: Switch	

NOISE		
Privacy Factor Required (dB):		
Mechanical Services (NR):	35	Intrusive Noise: SHTM 08-01 noise intrusion from external noise sources is not given in NR values but instead in LAeq,1hr and LAmax,f.
Intrusive Noise (NR Leq):		40:daytime (LAeq,1hr)
***Acceptable Sound Level [L10dB(A)]:**		
***Speech Privacy Required:**	Y	
***Quality Which Cannot Be Tolerated:**		
(* alternative format)		
General Notes:	Refer to HLM 252 series of drawings for partition types and Acoustic Report (PCP 4.13)	

SAFETY		
Hot Surface Max. Temp (DegC):	43	
Hot Water Max. Temp (DegC):		
General Notes:		

FIRE

Enclosure:

Automatic Detection:

Refer to HLM 572 series of drawings and Fire Strategy Report (PCP 4.12)

ADB	Room Design Character	E0604-03

Project:	11072	RHSC & DCN		
Department:	01	Key Rooms (Financial Close)		
Room:	E0604-03	Control room: MRI DCN		
Room Number:	G-Q1-111		**Revision Date:**	18/09/2014

Walls:	Refer to HLM 330 series of drawings Radiation protection to MRI to be agreed with NHSL RPO
Floor:	Refer to HLM 330 series of drawings
Ceiling:	Refer to HLM 332 series of drawings
Doorsets:	Refer to HLM 322 series of drawings for location / type.
Windows:	N/A
Internal Glazing:	Viewing panel to MRI room, radiation protection.
Hatch:	N/A
Notes:	

ADB	Schedule of Components by Room	E0604-03

Project: 11072 RHSC & DCN
Department: Q1 Radiology
Room: E0604-03 Control Room - MRI
Room Number: G-Q1-111 **Revision Date:** 09/09/2014

Quantity					Alt. Code	Grp
New	Trans	Total	Code	Description		
1		1	BIN2504	BIN; confidential waste		3
2		2	BOA022	BOARD; display/notice; magnetic; wall mounted; 900H 600W.		1
1		1	BOA034	BOARD; marker; whiteboard; dry-wipe; with pen holder; wall mounted; 600H 900W.		1
1		1	BRA015	BRACKET, flat panel monitor, height adjustable, wall mounted		2
2		2	BUT2500	Quench button.		5
5		5	CHA002	CHAIR; height adjustable; medium back; swivel; 5 star base; on castors		3
2		2	CHA017	CHAIR; upright; upholstered; stacking		3
1		1	CLO003	CLOCK synchronous with second sweep hand, wall mounted		1
3		3	COM033	COMPUTER KEYBOARD		3
1		1	COM041	COMPUTER PRINTER; SCANNER; PHOTOCOPIER; FAX; A4; 235H 485W 390D		3
3		3	COM1000	COMPUTER MONITOR; TFT; Sunray digital flat panel display; desk top		3
1		1	COM2509	INTERCOM two way communication system; wall mounted (flush).		1
2		2	COM913	Hard drive for MRI scanner		5
2		2	CUP2531	CUPBOARD; wall unit; 2 door; lockable; 600mm.		1
1		1	CUP2540	CUPBOARD; key; 30 hooks; lockable; wall mounted; right hand; 305H 230W 70D.		1
1		1	DIS2503	DISPENSER; alcohol gel; disposable single cartridge; wall mounted.		2
2		2	HOL005	HOLDER; bin; medium; capacity 70 litres; freestanding.		3
2		2	IMG112	CONTROL CONSOLE; for MRI		5
2		2	IMG2507	Wave Guide.		5
8		8	LOC1012	LOCKER; MR compatible, wall mounted; 340H 300W 300D		1
2		2	MON017	MONITOR and CONTROL for CCTV; complete with flat screen monitor; keyboard; digital recorder (computer) and power supply.		1
2		2	MON901	MONITOR; double MRI monitor		5
1		1	MON906	MONITOR; Clinical slave		2
2		2	MON921	MONITOR; chiller temperature display		5
2		2	MON922	MONITOR; oxygen monitoring		5
1		1	OUT005	SOCKET outlet, switched, 13amp, single		1
20		20	OUT010	SOCKET outlet, switched, 13amp, twin		1
12		12	OUT121	SOCKET outlet; computer data; double.		1
1		1	OUT210	SOCKET outlet two-way communication system (intercom), wall mounted		1
2		2	OUT215	SOCKET outlet, telephone		1
2		2	OUT2500	OUTLET; connection for IPOD.		1
2		2	PAN2500	PANEL; syringe injector controller.		5
1		1	PRI015	PRINTER; label; portable		3
3		3	SHE1002	SHELF; 300mm deep; length as drawn.		1
2		2	STF151	STORAGE UNIT; lower; 2 drawer; on castors; 600H 500W 450D		3
10		10	SUP2501	SUPPORT LEG; for 720 high worktop		1
1		1	SWC025	SWITCH, light		1
2		2	SWC062	EMERGENCY STOP switch button, wall mounted		1
2		2	TEL1000	TELEPHONE; handset.		3

ADB	Schedule of Components by Room	E0604-03

Project: 11072 RHSC & DCN
Department: Q1 Radiology
Room: E0604-03 Control Room - MRI
Room Number: G-Q1-111
Revision Date: 09/09/2014

Quantity			Code	Description	Alt. Code	Grp
New	Trans	Total				
3		3	TRU1000	TRUNKING; Power and Data trunking; length as drawn.		1
1		1	UPS003	Uninterrupted power supply (UPS).		1
3		3	WKT1006L	WORKTOP; 720 high 800 deep 40mm thick; with 50mm upstand; length as drawn.		1

ADB	Room Data Sheet	E0801

Project:	11072	RHSC & DCN		
Department:	01	Key Rooms (Financial Close)		
Room:	E0801	Imaging room: MRI DCN		
Room Number:	G-Q1-123		**Revision Date:**	18/09/2014

Activities:	1) Patient is positioned or repositioned for examination 2) Use of radiation protection equipment 3) Imaging x-ray examination of patient 4) Use of oxygen and vacuum services for resuscitation 5) Storage of small items of equipment 6) Storage of Positioning aids e.g. wedges pillows and other immobilisation devices 7) Clinical handwashing			
Personnel:	1 x patient 3 x staff			
Planning Relationships:	Adjacent to viewing/reporting area. Direct access from changing cubicles - optional.			
Space Data:	**Area (m²):**		**Height (mm):**	3,100
	Refer to HLM-SZ-SL-SH-200-001 for room areas.			

Notes:

Refer to ME 571 series of drawings for access control (PCP 4.17)

Refer to HLM-SZ-00-PL-331-001 Anti-ligature Strategy for anti-ligature provision

ADB	Room Environmental Data	E0801

Project:	11072	RHSC & DCN		
Department:	01	Key Rooms (Financial Close)		
Room:	E0801	Imaging room: MRI DCN		
Room Number:	G-Q1-123		**Revision Date:**	18/09/2014

AIR	Requirements	Notes
Winter Temperature (DegC):		Permissible space temperature range (dry bulb) (degC) : 18 - 25
Summer Temperature (DegC):		
Mechanical Ventilation (Supply ac/hr):	8.0	Ventilation Type: Central Supply and Extract
Mechanical Ventilation (Extract ac/hr):	8.0	
Pressure Relative to Adjoining Space:	Balanced	
Filtration (%DSE and % Arrestance):	/	F7 - minimum
Humidity (%RH):		

General Notes: Heating Type: Warm Air - Reheat Battery with BMS Adjustable Sensor. Cooling: Comfort Cooled

LIGHTING		
Service Illumination (Lux):	300	
Service Illumination Night (Lux):		Not Applicable
Local Illumination (Lux):	1,000.0	@ General working plane 1000 AFFL
Colour Rendering Required:	Y	Colour rendering characteristics (Ra):80
Standby Lighting Grade:	A	Lighting of the level and quality equal or nearly equal to that provided by normal lighting

General Notes: Control: Switch/ Dimmer

NOISE		
Privacy Factor Required (dB):		
Mechanical Services (NR):	35	Intrusive Noise: SHTM 08-01 noise intrusion from external noise sources is not given in NR values but instead in LAeq,1hr and LAmax,f.
Intrusive Noise (NR Leq):		40:daytime (LAeq,1hr)
***Acceptable Sound Level [L10dB(A)]:**		
***Speech Privacy Required:**	Y	
***Quality Which Cannot Be Tolerated:**		
(* alternative format)		

General Notes: Refer to HLM 252 series of drawings for partition types and Acoustic Report (PCP 4.13)

SAFETY		
Hot Surface Max. Temp (DegC):	43	
Hot Water Max. Temp (DegC):		

General Notes:

FIRE

Enclosure:

Automatic Detection:

Refer to HLM 572 series of drawings and Fire Strategy Report (PCP 4.12)

ADB	Room Design Character	E0801

Project:	11072	RHSC & DCN		
Department:	01	Key Rooms (Financial Close)		
Room:	E0801	Imaging room: MRI DCN		
Room Number:	G-Q1-123		**Revision Date:**	18/09/2014

Walls:	Refer to HLM 330 series of drawings Radiation protection to be agreed with NHSL RPO
Floor:	Refer to HLM 330 series of drawings Floor Recess required Radiation protection to be agreed with NHSL RPO
Ceiling:	Refer to HLM 332 series of drawings
Doorsets:	Refer to HLM 322 series of drawings for location / type.
Windows:	N/A
Internal Glazing:	Viewing panel from control room, radiation protection.
Hatch:	N/A
Notes:	

ADB	Schedule of Components by Room	E0801

Project: 11072 RHSC & DCN
Department: Q1 Radiology
Room: E0801 MRI Room 1
Room Number: G-Q1-123
Revision Date: 09/09/2014

Quantity					Alt. Code	Grp
New	Trans	Total	Code	Description		
1		1	ANA007	ANAESTHETIC MACHINE/WORKSTATION; MRI compatible; electrically powered piston ventilator; mobile; 1350H 750W 650D		3
1		1	BRA013	BRACKET; TV; height adjustable; wall mounted.		1
1		1	BUT2500	Quench button.		5
1		1	CAM2505	CAMERA CCTV; pan/tilt/zoom; MRI compatible.		5
2		2	CHA023	CHAIR; upright; wood		3
2		2	CUP2570	CUPBOARD UNIT; non-ferrous; open; 9 adjustable shelf; on plinth; 1000H 500W 2700D.		1
1		1	DET2500	Ferromagnetic detector		1
1		1	DIS2503	DISPENSER; alcohol gel; disposable single cartridge; wall mounted.		2
1		1	HOL005	HOLDER; bin; medium; capacity 70 litres; freestanding.		3
1		1	IMG081	IMAGER; MAGNETIC RESONANCE IMAGING (MRI); closed bore; 1.5 Tesla unit		5
2		2	IMG086	TABLE PATIENT - MRI imager; floating top; (Part of IMG081)		5
1		1	IMG2501	Coil Holder.		5
2		2	IMG2507	Wave Guide.		5
1		1	LAD2502	FOOT STEPS: MR compatible		3
1		1	OUT010	SOCKET outlet, switched, 13amp, twin		1
3		3	OUT012	SOCKET outlet switched 13amp twin; trunking/pendant mounted.		1
2		2	OUT056	CONNECTION UNIT, unswitched, 13 amp		1
1		1	OUT452	OUTLET; 4 kPa compressed air medical; trunking mounted.		1
1		1	OUT463	OUTLET; nitrous oxide; medical, trunking mounted.		1
2		2	OUT471	OUTLET; oxygen medical; trunking mounted.		1
1		1	OUT476	OUTLET; vacuum medical; trunking mounted.		1
1		1	OUT481	OUTLET; gas scavenging (AGS); medical, trunking mounted.		1
1		1	PEG2500	HOOK; Pat Slide.		1
2		2	SLI2500	PATSLIDE		3
1		1	SWC031	SWITCH; light; dimmer to M&E design.		1
1		1	SWC062	EMERGENCY STOP switch button, wall mounted		1
1		1	SYR005	SYRINGE INJECTOR; MRI compatible; automatic; hi pressure injection; media contrast		5
2		2	TRO901	TROLLEY; Coil cupd		3
1		1	TRU1001	MEDICAL SERVICE TRUNKING; horizontal; length as drawn.		1
1		1	TVM2503	TV / monitor flat screen with DVD player, MRI compatible		3

A47117341

ADB	Room Data Sheet	E0801-01

Project:	11072	RHSC & DCN		
Department:	01	Key Rooms (Financial Close)		
Room:	E0801-01	Imaging Room: MRI RHSC		
Room Number:	G-Q1-134		**Revision Date:**	18/09/2014

Activities:	1) Patient is positioned or repositioned for examination 2) Use of radiation protection equipment 3) Imaging x-ray examination of patient 4) Use of oxygen and vacuum services for resuscitation 5) Storage of small items of equipment 6) Storage of Positioning aids e.g. wedges pillows and other immobilisation devices 7) Clinical handwashing			
Personnel:	1 x patient 2 x staff 2 x escort			
Planning Relationships:	Adjacent to viewing/reporting area. Direct access from changing cubicles - optional.			
Space Data:	**Area (m²):**		**Height (mm):**	3,100
	Refer to HLM-SZ-SL-SH-200-001 for room areas.			

Notes:

Refer to ME 571 series of drawings for access control (PCP 4.17)

Refer to HLM-SZ-00-PL-331-001 Anti-ligature Strategy for anti-ligature provision

ADB	Room Environmental Data	E0801-01

Project:	11072	RHSC & DCN		
Department:	01	Key Rooms (Financial Close)		
Room:	E0801-01	Imaging Room: MRI RHSC		
Room Number:	G-Q1-134		**Revision Date:**	18/09/2014

AIR	Requirements	Notes
Winter Temperature (DegC):		Permissible space temperature range (dry bulb) (degC) : 18 - 25
Summer Temperature (DegC):		
Mechanical Ventilation (Supply ac/hr):	8.0	Ventilation Type: Central Supply and Extract
Mechanical Ventilation (Extract ac/hr):	8.0	
Pressure Relative to Adjoining Space:	Balanced	
Filtration (%DSE and % Arrestance):	/	F7 - minimum
Humidity (%RH):		

General Notes: Heating Type: Warm Air - Reheat Battery with BMS Adjustable Sensor. Cooling: Comfort Cooled

LIGHTING		
Service Illumination (Lux):	300	
Service Illumination Night (Lux):		Not Applicable
Local Illumination (Lux):	1,000.0	@ General working plane 1000 AFFL
Colour Rendering Required:	Y	Colour rendering characteristics (Ra):80
Standby Lighting Grade:	A	Lighting of the level and quality equal or nearly equal to that provided by normal lighting

General Notes: Control: Switch / Dimmer

NOISE		
Privacy Factor Required (dB):		
Mechanical Services (NR):	35	Intrusive Noise: SHTM 08-01 noise intrusion from external noise sources is not given in NR values but instead in LAeq,1hr and LAmax,f.
Intrusive Noise (NR Leq):		40:daytime (LAeq,1hr)
***Acceptable Sound Level [L10dB(A)]:**		
***Speech Privacy Required:**	Y	
***Quality Which Cannot Be Tolerated:**		
(* alternative format)		

General Notes: Refer to HLM 252 series of drawings for partition types and Acoustic Report (PCP 4.13)

SAFETY		
Hot Surface Max. Temp (DegC):	43	
Hot Water Max. Temp (DegC):		

General Notes:

FIRE

Enclosure:

Automatic Detection:

Refer to HLM 572 series of drawings and Fire Strategy Report (PCP 4.12)

ADB	Room Design Character	E0801-01

Project:	11072	RHSC & DCN		
Department:	01	Key Rooms (Financial Close)		
Room:	E0801-01	Imaging Room: MRI RHSC		
Room Number:	G-Q1-134		**Revision Date:**	18/09/2014

Walls:	Refer to HLM 330 series of drawings Radiation protection to be agreed with NHSL RPO
Floor:	Refer to HLM 330 series of drawings Floor Recess required Radiation protection to be agreed with NHSL RPO
Ceiling:	Refer to HLM 332 series of drawings
Doorsets:	Refer to HLM 322 series of drawings for location / type.
Windows:	N/A
Internal Glazing:	Viewing panel from control room, radiation protection.
Hatch:	N/A
Notes:	

ADB	Schedule of Components by Room	E0801-01

Project: 11072 RHSC & DCN
Department: Q1 Radiology
Room: E0801-01 MRI Room
Room Number: G-Q1-134
Revision Date: 09/09/2014

Quantity					Alt. Code	Grp
New	Trans	Total	Code	Description		
1		1	ANA007	ANAESTHETIC MACHINE/WORKSTATION; MRI compatible; electrically powered piston ventilator; mobile; 1350H 750W 650D		3
1		1	BRA013	BRACKET; TV; height adjustable; wall mounted.		1
1		1	BUT2500	Quench button.		5
1		1	CAM2505	CAMERA CCTV; pan/tilt/zoom; MRI compatible.		5
2		2	CHA023	CHAIR; upright; wood		3
2		2	CUP2570	CUPBOARD UNIT; non-ferrous; open; 9 adjustable shelf; on plinth; 1000H 500W 2700D.		1
1		1	DET2500	Ferromagnetic detector		1
1		1	DIS2503	DISPENSER; alcohol gel; disposable single cartridge; wall mounted.		2
1		1	HOL005	HOLDER; bin; medium; capacity 70 litres; freestanding.		3
1		1	IMG081	IMAGER; MAGNETIC RESONANCE IMAGING (MRI); closed bore; 1.5 Tesla unit		5
1		1	IMG086	TABLE PATIENT - MRI imager; floating top; (Part of IMG081)		5
1		1	IMG2501	Coil Holder.		5
2		2	IMG2507	Wave Guide.		5
1		1	LAD2502	FOOT STEPS: MR compatible		3
1		1	MON051	MONITOR; patient; MR compatible; vital signs; multi-parameter; includes pulse oximeter		3
1		1	OUT010	SOCKET outlet, switched, 13amp, twin		1
3		3	OUT012	SOCKET outlet switched 13amp twin; trunking/pendant mounted.		1
2		2	OUT056	CONNECTION UNIT, unswitched, 13 amp		1
1		1	OUT206	SOCKET outlet television aerial; single; wall mounted.		1
1		1	OUT452	OUTLET; 4 kPa compressed air medical; trunking mounted.		1
1		1	OUT463	OUTLET; nitrous oxide; medical, trunking mounted.		1
2		2	OUT471	OUTLET; oxygen medical; trunking mounted.		1
1		1	OUT476	OUTLET; vacuum medical; trunking mounted.		1
1		1	OUT481	OUTLET; gas scavenging (AGS); medical, trunking mounted.		1
1		1	PEG2500	HOOK; Pat Slide.		1
1		1	RAC2500	RACK; magazine; double sided; mobile; MRI compatible		3
3		3	SLI2500	PATSLIDE		3
1		1	SWC031	SWITCH; light; dimmer to M&E design.		1
2		2	SWC062	EMERGENCY STOP switch button, wall mounted		1
1		1	SYR005	SYRINGE INJECTOR; MRI compatible; automatic; hi pressure injection; media contrast		5
1		1	TRO139	TROLLEY; dressing/instrument; MRI compatible; 870H 450W 450D		3
2		2	TRO901	TROLLEY; Coil cupd		3
1		1	TRU1001	MEDICAL SERVICE TRUNKING; horizontal; length as drawn.		1
1		1	TVM2503	TV / monitor flat screen with DVD player, MRI compatible		3
1		1	WKT1003H	WORKTOP; 920 high 600 deep 40mm thick; with 50mm upstand; length as drawn.		1

ADB	Room Data Sheet	E0604-01

Project:	11072	RHSC & DCN		
Department:	01	Key Rooms (Financial Close)		
Room:	E0604-01	Control room: CT/MRI RHSC		
Room Number:	G-Q1-135		**Revision Date:**	18/09/2014

Activities:	1) Use of computer workstation(s) 2) Viewing of X-ray films 3) Displaying notices 4) Maintenance and storage of EBME equipment records and reports 5) Viewing diagnostic images on VDT 6) Use of Imaging x-ray equipment			
Personnel:	1 x patient 8 x Staff 2 x escorts Access to visitors, researchers			
Planning Relationships:	Direct access to/from CT & MRI room. Access may be required to medical conference room.			
Space Data:	**Area (m²):**		**Height (mm):**	2,700
	Refer to HLM-SZ-SL-SH-200-001 for room areas.			

Notes:

Refer to ME 571 series of drawings for access control (PCP 4.17)

Refer to HLM-SZ-00-PL-331-001 Anti-ligature Strategy for anti-ligature provision

ADB	Room Environmental Data	E0604-01

Project:	11072	RHSC & DCN		
Department:	01	Key Rooms (Financial Close)		
Room:	E0604-01	Control room: CT/MRI RHSC		
Room Number:	G-Q1-135		**Revision Date:**	18/09/2014

AIR	Requirements	Notes
Winter Temperature (DegC):		Permissible space temperature range (dry bulb) (degC) : 18 - 25
Summer Temperature (DegC):		
Mechanical Ventilation (Supply ac/hr):	4.0	Ventilation Type: Central Supply & Extract
Mechanical Ventilation (Extract ac/hr):	4.0	
Pressure Relative to Adjoining Space:	Balanced	
Filtration (%DSE and % Arrestance):	/	G4 - minimum
Humidity (%RH):		

General Notes: Heating Type: Radiant Panels with TRV Remote Head Adj. Cooling: Comfort Cooled Fresh Air

LIGHTING		
Service Illumination (Lux):	300	@ desk 750 - 850mm AFFL
Service Illumination Night (Lux):		Not Applicable
Local Illumination (Lux):		None
Colour Rendering Required:	Y	Colour rendering characteristics (Ra):80
Standby Lighting Grade:	A	Lighting of the level and quality equal or nearly equal to that provided by normal lighting

General Notes: Control: Switch

NOISE		
Privacy Factor Required (dB):		
Mechanical Services (NR):	35	Intrusive Noise: SHTM 08-01 noise intrusion from external noise sources is not given in NR values but instead in LAeq,1hr and LAmax,f.
Intrusive Noise (NR Leq):		40:daytime (LAeq,1hr)
***Acceptable Sound Level [L10dB(A)]:**		
***Speech Privacy Required:**	Y	
***Quality Which Cannot Be Tolerated:**		
(* alternative format)		

General Notes: Refer to HLM 252 series of drawings for partition types and Acoustic Report (PCP 4.13)

SAFETY		
Hot Surface Max. Temp (DegC):	43	
Hot Water Max. Temp (DegC):		

General Notes:

FIRE

Enclosure:

Automatic Detection:

Refer to HLM 572 series of drawings and Fire Strategy Report (PCP 4.12)

ADB	Room Design Character	E0604-01

Project:	11072	RHSC & DCN		
Department:	01	Key Rooms (Financial Close)		
Room:	E0604-01	Control room: CT/MRI RHSC		
Room Number:	G-Q1-135		**Revision Date:**	18/09/2014

Walls:	Refer to HLM 330 series of drawings Radiation protection to CT/MRI to be agreed with NHSL RPO
Floor:	Refer to HLM 330 series of drawings
Ceiling:	Refer to HLM 332 series of drawings
Doorsets:	Refer to HLM 322 series of drawings for location / type.
Windows:	N/A
Internal Glazing:	Viewing panel to CT/MRI room, radiation protection.
Hatch:	N/A
Notes:	

ADB	Schedule of Components by Room	E0604-01

Project: 11072 RHSC & DCN
Department: Q1 Radiology
Room: E0604-01 Control Room - CT/MRI
Room Number: G-Q1-135
Revision Date: 09/09/2014

Quantity					Alt. Code	Grp
New	Trans	Total	Code	Description		
1		1	BIN2504	BIN; confidential waste		3
2		2	BOA2504	BOARD; marker; whiteboard; dry-wipe; with pen holder;magnetic; wall mounted; 600H 900W.		1
2		2	BUT2500	Quench button.		5
2		2	CAB024	CABINET; filing; 2 drawer; 710H 470W 620D		3
6		6	CHA002	CHAIR; height adjustable; medium back; swivel; 5 star base; on castors		3
2		2	CHA017	CHAIR; upright; upholstered; stacking		3
1		1	CLO003	CLOCK synchronous with second sweep hand, wall mounted		1
3		3	COM033	COMPUTER KEYBOARD		3
1		1	COM038	COMPUTER PRINTER, laser, A4, 250H 380W 385D		3
3		3	COM1000	COMPUTER MONITOR; TFT; Sunray digital flat panel display; desk top		3
1		1	COM2503	COMPUTER MONITOR, PACS REVIEW STATION; 2 21", high-resolution screens,		3
1		1	COM2509	INTERCOM two way communication system; wall mounted (flush).		1
1		1	CUP332	CUPBOARD; key; 30 hooks; lockable; wall mounted; 305H 230W 70D.		1
4		4	CUP378	CUPBOARD/DRAWER UNIT; 1 drawer; 1 shelf; on castors; 660H 480W 390D		3
1		1	DIS2503	DISPENSER; alcohol gel; disposable single cartridge; wall mounted.		2
1		1	HOL005	HOLDER; bin; medium; capacity 70 litres; freestanding.		3
1		1	IMG112	CONTROL CONSOLE; for MRI		5
1		1	IMG2501	Coil Holder.		5
1		1	IMG2507	Wave Guide.		5
1		1	IMG2512	CONTROL CONSOLE; for CT		5
1		1	LIG074	ILLUMINATED SIGN DO NOT ENTER		1
1		1	LOC2503	LOCKER; wall mounted; RH; 340H 300W 300D.		1
2		2	MON017	MONITOR and CONTROL for CCTV; complete with flat screen monitor; keyboard; digital recorder (computer) and power supply.		1
2		2	MON2515	Injection control monitor		5
1		1	MON901	MONITOR; double MRI monitor		5
1		1	MON906	MONITOR; Clinical slave		2
1		1	OUT002	OUTLET, cable 13amp		1
1		1	OUT005	SOCKET outlet, switched, 13amp, single		1
20		20	OUT010	SOCKET outlet, switched, 13amp, twin		1
11		11	OUT121	SOCKET outlet; computer data; double.		1
1		1	OUT206	SOCKET outlet television aerial; single; wall mounted.		1
1		1	OUT210	SOCKET outlet two-way communication system (intercom), wall mounted		1
3		3	OUT215	SOCKET outlet, telephone		1
2		2	OUT2500	OUTLET; connection for IPOD.		1
2		2	PAN2500	PANEL; syringe injector controller.		5
2		2	PRI015	PRINTER; label; portable		3
2		2	SHE1002	SHELF; 300mm deep; length as drawn.		1
9		9	SUP2501	SUPPORT LEG; for 720 high worktop		1
1		1	SWC025	SWITCH, light		1
2		2	SWC062	EMERGENCY STOP switch button, wall mounted		1
3		3	TEL1000	TELEPHONE; handset.		3
1		1	TRU1000	TRUNKING; Power and Data trunking; length as drawn.		1

ADB	Schedule of Components by Room	E0604-01

Project: 11072 RHSC & DCN
Department: Q1 Radiology
Room: E0604-01 Control Room - CT/MRI
Room Number: G-Q1-135
Revision Date: 09/09/2014

Quantity			Code	Description	Alt. Code	Grp
New	Trans	Total				
1		1	UPS003	Uninterrupted power supply (UPS).		1
3		3	WKT1006L	WORKTOP; 720 high 800 deep 40mm thick; with 50mm upstand; length as drawn.		1

A47117341

ADB	Room Data Sheet	E0601-01

Project:	11072	RHSC & DCN		
Department:	01	Key Rooms (Financial Close)		
Room:	E0601-01	CT Room RHSC		
Room Number:	G-Q1-136		**Revision Date:**	18/09/2014

Activities:	1) Patient may arrive on foot in a wheelchair or on a trolley 2) Patient undergoes examination with diagnostic x-rays to localise tumour and verify proposed treatment method. 3) Storage of Positioning aids e.g. wedges pillows and other immobilisation devices 4) Clinical hand washing 5) Use of computer workstation(s) 6) Contrast media, I.V. injections and other sterile procedures may be prepared 7) Use of radiation protection equipment 8) Radiation measurement will be used 9) Parking, storage of patients' trolley(s)
Personnel:	1 x patient 5 x Staff 2 x escorts
Planning Relationships:	Direct access to/from control room. Close to sub-waiting area. Adjacent to changing facilities (direct access optional).

Space Data:	**Area (m²):**		**Height (mm):**	3,100
	Refer to HLM-SZ-SL-SH-200-001 for room areas.			

Notes:

Refer to ME 571 series of drawings for access control (PCP 4.17)

Refer to HLM-SZ-00-PL-331-001 Anti-ligature Strategy for anti-ligature provision

Radiation protection requirements are subject to RPA advice upon selection of equipment.

The "radiation in use" warning lamp should be installed at eye level outside the entrance(s) to the room.

ADB	Room Environmental Data	E0601-01

Project:	11072	RHSC & DCN		
Department:	01	Key Rooms (Financial Close)		
Room:	E0601-01	CT Room RHSC		
Room Number:	G-Q1-136		**Revision Date:**	18/09/2014

AIR	Requirements	Notes
Winter Temperature (DegC):		Permissible space temperature range (dry bulb) (degC) : 18 - 25
Summer Temperature (DegC):		
Mechanical Ventilation (Supply ac/hr):	8.0	Ventilation Type: Central Supply and Extract
Mechanical Ventilation (Extract ac/hr):	8.0	
Pressure Relative to Adjoining Space:	Balanced	
Filtration (%DSE and % Arrestance):	/	F7 - minimum
Humidity (%RH):		

General Notes: Heating Type: Warm Air - Reheat Battery with BMS Adjustable Sensor. Cooling: Comfort Cooled

LIGHTING		
Service Illumination (Lux):	300	
Service Illumination Night (Lux):		Not Applicable
Local Illumination (Lux):	1,000.0	@ General working plane 1000 AFFL
Colour Rendering Required:	Y	Colour rendering characteristics (Ra):80
Standby Lighting Grade:	A	Lighting of the level and quality equal or nearly equal to that provided by normal lighting

General Notes: Control: Switch/ Dimmer

NOISE		
Privacy Factor Required (dB):		
Mechanical Services (NR):	35	Intrusive Noise: SHTM 08-01 noise intrusion from external noise sources is not given in NR values but instead in LAeq,1hr and LAmax,f.
Intrusive Noise (NR Leq):		40:daytime (LAeq,1hr)
***Acceptable Sound Level [L10dB(A)]:**		
***Speech Privacy Required:**	Y	
***Quality Which Cannot Be Tolerated:**		
(* alternative format)		

General Notes: Refer to HLM 252 series of drawings for partition types and Acoustic Report (PCP 4.13)

SAFETY		
Hot Surface Max. Temp (DegC):	43	
Hot Water Max. Temp (DegC):	41	

General Notes: Maximum cold water discharge temperature (degC): 20

FIRE

Enclosure:

Automatic Detection:

Refer to HLM 572 series of drawings and Fire Strategy Report (PCP 4.12)

ADB	Room Design Character	E0601-01

Project:	11072	RHSC & DCN		
Department:	01	Key Rooms (Financial Close)		
Room:	E0601-01	CT Room RHSC		
Room Number:	G-Q1-136		**Revision Date:**	18/09/2014

Walls:	Refer to HLM 330 series of drawings Radiation protection to be agreed with NHSL RPO
Floor:	Refer to HLM 330 series of drawings
Ceiling:	Refer to HLM 332 series of drawings
Doorsets:	Refer to HLM 322 series of drawings for location / type.
Windows:	N/A
Internal Glazing:	Viewing panel from control room, radiation protection.
Hatch:	N/A
Notes:	

ADB	Schedule of Components by Room	E0601-01

Project: 11072 RHSC & DCN
Department: Q1 Radiology
Room: E0601-01 CT Room
Room Number: G-Q1-136
Revision Date: 09/09/2014

Quantity					Alt. Code	Grp
New	Trans	Total	Code	Description		
1		1	ANA007	ANAESTHETIC MACHINE/WORKSTATION; MRI compatible; electrically powered piston ventilator; mobile; 1350H 750W 650D		3
1		1	BIN2509	BIN; sharps disposal; 7 litre; rail mounted		3
1		1	CAB034	CABINET warming, contrast media, stainless steel, wall mounted		2
1		1	CAM031	CAMERA; CCTV; pan/tilt/zoom.		1
2		2	CHA317	CHAIR, upright, upholstered, stacking, wipeable		3
1		1	CLO003	CLOCK synchronous with second sweep hand, wall mounted		1
2		2	CUP048	CUPBOARD; 2 shelves; 1 pull out shelf; lockable; on plinth; 800H 600W 500D.		1
1		1	CUP2538	CUPBOARD; base unit; 4 drawer; lockable; 500W 860H 500D.		1
1		1	CUP2569	Generator Cabinet.		5
1		1	DIS013	DISPENSER, paper towel, wall mounted		2
1		1	DIS030	DISPENSER, soap, disposable single cartridge, lever action, wall mounted		2
1		1	DIS2500	DISPENSER; danicentre; combined glove/apron.		2
1		1	DIS2503	DISPENSER; alcohol gel; disposable single cartridge; wall mounted.		2
3		3	HOL005	HOLDER; bin; medium; capacity 70 litres; freestanding.		3
2		2	HOO020	HOOK, single, large, wall mounted		1
1		1	IMG066	TABLE PATIENT - CT imager; floating top; (Part of IMG2502)		5
1		1	IMG2502	IMAGER; COMPUTER TOMOGRAPHY (CT) ; 128 slice unit		5
1		1	IMG901	SAM HALL TURNER		3
1		1	IMG902	CONTRAST OVEN		3
2		2	LIG074	ILLUMINATED SIGN DO NOT ENTER		1
1		1	LIG081	LUMINAIRE fitted with single fluorescent lamp with switch; below drug cupboard; 8watt; 400mm.		1
1		1	MON902	MONITOR; Mid range use in Recovery & HDU.		3
1		1	MON906	MONITOR; Clinical slave		2
1		1	OUT005	SOCKET outlet, switched, 13amp, single		1
5		5	OUT010	SOCKET outlet, switched, 13amp, twin		1
4		4	OUT012	SOCKET outlet switched 13amp twin; trunking/pendant mounted.		1
1		1	OUT050	OUTLET, controlled drugs cupboard		1
1		1	OUT052	CONNECTION UNIT, switched, 13 amp		1
1		1	OUT059	CONNECTION UNIT switched 13amp, indicator light		1
1		1	OUT079	OUTLET isolator, equipment manufacturer's specification		1
2		2	OUT121	SOCKET outlet; computer data; double.		1
1		1	OUT206	SOCKET outlet television aerial; single; wall mounted.		1
1		1	OUT207	SOCKET outlet aerial television, closed circuit (CCTV), wall mounted		1
1		1	OUT452	OUTLET; 4 kPa compressed air medical; trunking mounted.		1
1		1	OUT463	OUTLET; nitrous oxide; medical, trunking mounted.		1
2		2	OUT471	OUTLET; oxygen medical; trunking mounted.		1
1		1	OUT476	OUTLET; vacuum medical; trunking mounted.		1
1		1	OUT481	OUTLET; gas scavenging (AGS); medical, trunking mounted.		1

A47117341

ADB	Schedule of Components by Room	E0601-01

Project: 11072 RHSC & DCN
Department: Q1 Radiology
Room: E0601-01 CT Room
Room Number: G-Q1-136
Revision Date: 09/09/2014

Quantity					Alt. Code	Grp
New	Trans	Total	Code	Description		
1		1	PEG2500	HOOK; Pat Slide.		1
1		1	RAC197	RACK; x-ray lead apron; 6 swivel arms; mobile		3
3		3	SLI2500	PATSLIDE		3
1		1	STF286	STORAGE UNIT; upper; cupboard; medicine; 2 door; lockable; 550H 600W 300D		1
1		1	STF290	STORAGE UNIT; upper; cupboard; controlled drugs; 1 door; lockable; with inner lockable cupboard and warning light; 550H 600W 300D		1
3		3	SWC031	SWITCH; light; dimmer to M&E design.		1
1		1	SWC062	EMERGENCY STOP switch button, wall mounted		1
1		1	SYR2502	SYRINGE INJECTOR; automatic; hi pressure injection; contrast media; ceiling mounted		5
1		1	TAP894	TAP bib; hospital pattern; integral thermostatic mixer; HTM64		1
1		1	TRO133	TROLLEY, dressing/instrument, stainless steel, buffered, 870H 750W 450D		3
1		1	TRO135	TROLLEY; Gratnell; dressing/instrument; 6 clear trays, stainless steel; buffered; 890H 510W 480D		3
1		1	TRO601	TROUGH scrub-up; hospital pattern; stainless steel; single; 75mm upstand; 800W 450D. HTM64SUH1.		1
1		1	TRU1001	MEDICAL SERVICE TRUNKING; horizontal; length as drawn.		1
1		1	UPS003	Uninterrupted power supply (UPS).		1
1		1	WAS102	WASTE, unslotted flush-grated, metal, 1.1/2 in		1
1		1	WAS108	TRAP, bottle, 1.1/2 in, plastic resealing		1
1		1	WKT1003H	WORKTOP; 920 high 600 deep 40mm thick; with 50mm upstand; length as drawn.		1

ADB	Room Data Sheet	E0135

Project:	11072	RHSC & DCN		
Department:	01	Key Rooms (Financial Close)		
Room:	E0135	Dental room		
Room Number:	G-Q1-141		**Revision Date:**	18/09/2014

Activities:	1) Use of Imaging x-ray equipment 2) Viewing of diagnostic images on monitor 3) Assessment / updating of electronic patient records (EPRs) 4) Clinical handwashing			
Personnel:	1 x patient 1 x staff 1 x escort			
Planning Relationships:	Adjacent to recovery room.			
Space Data:	**Area (m²):**		**Height (mm):**	2,700
	Refer to HLM-SZ-SL-SH-200-001 for room areas.			

Notes:

Refer to ME 571 series of drawings for access control (PCP 4.17)

Refer to HLM-SZ-00-PL-331-001 Anti-ligature Strategy for anti-ligature provision

Radiation protection requirements are subject to RPA advice upon selection of equipment.

The "radiation in use" warning lamp should be installed at eye level outside the entrance(s) to the room.

ADB	Room Environmental Data	E0135

Project:	11072	RHSC & DCN		
Department:	01	Key Rooms (Financial Close)		
Room:	E0135	Dental room		
Room Number:	G-Q1-141		**Revision Date:**	18/09/2014

AIR	**Requirements**	**Notes**
Winter Temperature (DegC):		Permissible space temperature range (dry bulb) (degC) : 18 - 28
Summer Temperature (DegC):		
Mechanical Ventilation (Supply ac/hr):	3.0	Ventilation Type: Central Supply and Extract
Mechanical Ventilation (Extract ac/hr):	3.0	
Pressure Relative to Adjoining Space:	Balanced	
Filtration (%DSE and % Arrestance):	/	G4 - minimum
Humidity (%RH):		

General Notes: Heating Type: Radiant Panels with TRV Remote Head Adj. Cooling: Comfort Cooled Fresh Air

LIGHTING		
Service Illumination (Lux):	300	
Service Illumination Night (Lux):		Not Applicable
Local Illumination (Lux):	1,000.0	@ Bed/trolley 1450 AFFL
Colour Rendering Required:	Y	Colour rendering characteristics (Ra):80
Standby Lighting Grade:	A	Lighting of the level and quality equal or nearly equal to that provided by normal lighting

General Notes: Control: Switch

NOISE		
Privacy Factor Required (dB):		
Mechanical Services (NR):	35	Intrusive Noise: SHTM 08-01 noise intrusion from external noise sources is not given in NR values but instead in LAeq,1hr and LAmax,f.
Intrusive Noise (NR Leq):		40:daytime (LAeq,1hr)
***Acceptable Sound Level [L10dB(A)]:**		
***Speech Privacy Required:**	Y	
***Quality Which Cannot Be Tolerated:**		
(* alternative format)		

General Notes: Refer to HLM 252 series of drawings for partition types and Acoustic Report (PCP 4.13)

SAFETY		
Hot Surface Max. Temp (DegC):	43	
Hot Water Max. Temp (DegC):	41	

General Notes: Maximum cold water discharge temperature (degC): 20

FIRE

Enclosure:

Automatic Detection:

Refer to HLM 572 series of drawings and Fire Strategy Report (PCP 4.12)

ADB	Room Design Character	E0135

Project:	11072	RHSC & DCN		
Department:	01	Key Rooms (Financial Close)		
Room:	E0135	Dental room		
Room Number:	G-Q1-141		**Revision Date:**	18/09/2014

Walls:	Refer to HLM 330 series of drawings Radiation protection to be agreed with NHSL RPO
Floor:	Refer to HLM 330 series of drawings
Ceiling:	Refer to HLM 332 series of drawings
Doorsets:	Refer to HLM 322 series of drawings for location / type.
Windows:	N/A
Internal Glazing:	Refer to HLM 322 series for door and screen types.
Hatch:	N/A
Notes:	

ADB	Schedule of Components by Room	E0135

Project: 11072 RHSC & DCN
Department: Q1 Radiology
Room: E0135 Dental Room
Room Number: G-Q1-141 **Revision Date:** 09/09/2014

Quantity					Alt. Code	Grp
New	Trans	Total	Code	Description		
1		1	ALA001	PUSH BUTTON, security alarm		1
1		1	BAS101	BASIN, medium, hospital pattern, vitreous china, no tap holes, no overflow, intefral back outlet, 500W 400D		1
1		1	CHA901	CHAIR; X-Ray Dental		5
1		1	CHR903	CHAIR; Saddle Operator		3
3		3	COM033	COMPUTER KEYBOARD		3
3		3	COM1000	COMPUTER MONITOR; TFT; Sunray digital flat panel display; desk top		3
1		1	COM2509	INTERCOM two way communication system; wall mounted (flush).		1
1		1	DIS013	DISPENSER, paper towel, wall mounted		2
1		1	DIS030	DISPENSER, soap, disposable single cartridge, lever action, wall mounted		2
1		1	DIS2503	DISPENSER; alcohol gel; disposable single cartridge; wall mounted.		2
2		2	HOL005	HOLDER; bin; medium; capacity 70 litres; freestanding.		3
3		3	HOO020	HOOK, single, large, wall mounted		1
1		1	IMG2506	READER; CR dental		3
1		1	LIG074	ILLUMINATED SIGN DO NOT ENTER		1
1		1	MSC081	CABINET base; 600mm facing; (600x400 inserts); with formed plastic liners; 1 door hinged right; on plinth; o/a height 900.		1
1		1	MSC082	CABINET base; 600mm facing; (600x400 inserts); with formed plastic liners; 1 door hinged left; on plinth; o/a height 900.		1
1		1	MSC091	CABINET base; 400mm facing; (400x600 inserts); with formed plastic liners; 1 door hinged right; on plinth; o/a height 900.		1
1		1	MSC092	CABINET base; 400mm facing; (400x600 inserts); with formed plastic liners; 1 door hinged left; on plinth; o/a height 900.		1
1		1	OUT004	OUTLET cable, fused, 13 amp, ceiling mounted		1
1		1	OUT005	SOCKET outlet, switched, 13amp, single		1
9		9	OUT010	SOCKET outlet, switched, 13amp, twin		1
7		7	OUT121	SOCKET outlet; computer data; double.		1
1		1	OUT208	SOCKET outlet television aerial; single; ceiling mounted.		1
1		1	OUT210	SOCKET outlet two-way communication system (intercom), wall mounted		1
1		1	OUT215	SOCKET outlet, telephone		1
1		1	PRO026	PROJECTOR; multi-media; ceiling mounted		2
1		1	RAC194	RACK; x-ray lead apron; 3 hangers; wall mounted		2
1		1	SCR060	SCREEN shielding; radiation proof; 1mm lead; solid/glass; 2000H 2100L; angle		5
1		1	SUP2500	SUPPORT LEG; for 920 high worktop		1
1		1	SWC025	SWITCH, light		1
1		1	SWC062	EMERGENCY STOP switch button, wall mounted		1
1		1	TAP894	TAP bib; hospital pattern; integral thermostatic mixer; HTM64		1
1		1	TEL1000	TELEPHONE; handset.		3
2		2	TRU1000	TRUNKING; Power and Data trunking; length as drawn.		1
1		1	WAS100	WASTE, unslotted flush-grated, metal, 1.1/4 in		1
1		1	WAS1000	TRAP; concealed waste; for back outlet basins.		1

ADB	Schedule of Components by Room	E0135

Project: 11072 RHSC & DCN
Department: Q1 Radiology
Room: E0135 Dental Room
Room Number: G-Q1-141
Revision Date: 09/09/2014

Quantity			Code	Description	Alt. Code	Grp
New	Trans	Total				
1		1	WKT1003H	WORKTOP; 920 high 600 deep 40mm thick; with 50mm upstand; length as drawn.		1
1		1	WKT1006H	WORKTOP; 920 high 800 deep 40mm thick; with 50mm upstand; length as drawn.		1
1		1	XRA003	X-RAY UNIT TUBE; dental; fixed		5
1		1	XRA004	X-RAY GENERATOR for dental tube; wall mounted		5
1		1	XRA005	X-RAY UNIT DENTAL PANORAMIC (OPG); height adjustable; floor mounted		5
1		1	XRA006	X-RAY IMAGING CEPHALOSTAT ATTACHMENT; dental; (Part of XRA005)		5

A47117341

From: Mr Kamil Kolodziejczyk - Mott MacDonald Ltd (Head Office UK) [redacted] on behalf of Mr Kamil Kolodziejczyk - Mott MacDonald Ltd (Head Office UK)
Sent: 17 November 2017 16:35
To: BMEdinburgh DocControl - Multiplex Construction Europe; NHSL RHSC + DCN - NHS Lothian; Mrs Kelly Bain - Mott MacDonald Ltd (Head Office UK)
Cc: Mr Darren Pike - Multiplex Construction Europe; Mr Ken Hall - Multiplex Construction Europe; Mr Colin Grindlay - Multiplex Construction Europe; Mr John Wales - Multiplex Construction Europe; Mr Didier Blanchet - Bouygues E&S FM; Liane Edwards-Scott - Multiplex Construction Europe; Mr Wallace Weir - HCP Social Infractructure (UK) Limited; Ms Kelly Hopkinson - Multiplex Construction Europe; Clive Hall - Bouygues E&S FM; Mr Richard Hair - Bouygues E&S FM; Alison Gordon - Multiplex Construction Europe; Mr Douglas McFall - Multiplex Construction Europe; Mr Paul Wandless - Bouygues E&S FM
Subject: Re: G1547 RDD Review Environmental Matrix

All,

Please note Board's comments on the attached revision 11 of the Environmental Matrix.

As per Schedule Part 8 (Review Procedure) of the Project Agreement, the return of any Submitted Item shall not relieve Project Co of its obligation under the Project Agreement nor is it an acknowledgement by the Board of Project Co's compliance with such obligations, including Project Co's responsibility to coordinate the Boards previous comments made through the Review Procedure and Change Protocol.

The Board would also like to note the design for single and multibedroom ventilation design being progressed by Project Co remains non compliant and this non compliance should either be rectified, a PCo change submitted for the Board's consideration or a dispute raised between the parties.

Regards
Kamil

From: B DocControl
Sent: 26/10/2017 9:24:40 AM BST (GMT +01:00)
To: Kelly Bain, Kamil Kolodziejczyk, NHSL RHSC + DCN
Cc: Didier Blanchet, Richard Hair, Clive Hall, Paul Wandless, Wallace Weir, Liane Edwards-Scott, Alison Gordon, Colin Grindlay, Ken Hall, Kelly Hopkinson, Douglas McFall, Darren Pike, John Wales
Mail Number: MPX-TRANSMIT-009826
Subject: Fwd: G1547 RDD Review Environmental Matrix

Please find attached RDD documents issued electronically for information. Documents have now been put into a workflow and a hard copy will be issued for your review.

Should you have any queries please do not hesitate to contact me.

Kind Regards,

Kara

BM Edinburgh Document Control

Multiplex Construction Europe Ltd

RHSC & DCN Site Office
Little France Crescent
EDINBURGH
EH16 4TJ

T: [redacted]

From: L Johnston
Sent: 25/10/2017 4:48:43 PM BST (GMT +01:00)
To: Didier Blanchet, Richard Hair, Clive Hall, HLM Document Control, Jo Dorling, Mark Harrison, Lorraine Robertson HLM Architects, Ross Barrett HLM Architects, Eilidh Jane Simpson, Chris Youd, RHSC Document Control, Kieran Furley, Stacey Green, Neil Lancaster, Gavin Marsh, Gerry McDonnell, Jamie McLeish, Alison Mulrine, Gearoid Murray, Declan O'Donovan, Mark Quinn, Sinead Rogan, Brendan Rooney, Bob Violet, BMEdinburgh DocControl, Liane Edwards-Scott, Colin Grindlay, Ken Hall, Andy Kerr, Jonathon Mays, Andrew McColl, Keith McIntee, RBG Document Control, Barry McCormack, Lyndsey Johnston, TUV-SUD WHITTLE
Mail Number: WWHIT-TRANSMIT-000990
Subject: G1547 RDD Review Environmental Matrix

Please find attached for Review.

Regards

Lyndsey Johnston
Document Controller

TÜV SÜD Real Estate

The Venlaw Building

349 Bath Street

Glasgow

G2 4AA

United Kingdom

[redacted]

[redacted]

www.tuv-sud.co.uk/realestate

Royal Hospital for Sick Children and Department for Clinical Neurosciences - Edinburgh

RHSC / DCN RDS Environmental Matrix

Updated to incorporate Board Comments and revised accommodtion schedule.

WW-XX-XX-DC-XXX-001
Rev 11

25th October 2017

Dept Code	Index
~	Cover
~	Guidance Notes
~	Room Function Reference Sheet
~	Occupancy & Equipment Load Allowances
A1 - A4	Front Door - A&E / Assessment Ward
B1	Critical Care / HDU / Neonatal Surgery
C1- C5	RHSC In Patient Pathway / Ward Care
D1 - D10	RHSC Ambulatory Care
E1	Pod
F1	Child and Adolescent Mental Health
G2 - G3	Clinical Support
H1 - H3	Academic
I1 - I2	Facilities / Infrastructure Support Services
J1 - J2	Patient / Family Support
K1 - K2	Family Facilities
L1 - L2	DCN In Patient Pathway / Ward Care
M1- M4	DCN Support Space
N1	DCN Out Patient Departments
P1	Combined Theatres
Q1	Combined Radiology
R1 - R2	Office / Admin Support Services
S1 - S7	Combined Facilities / Infrastructure Support Services
T1	Plant
U1	Shelled Space

Rev 6. The following table indicates Board Comments, initial response together with the Environmental Matrix to reflect the following Board comments

	Item	Initial Response	Feed back	Reconciliation
1	Update the Environmental Matrix shall by updated by Project Co to reflect all the rooms and room types in the proposed Facility, this should be based on an updated Schedule of Accommodation that has been commented on separately by the Board. This also needs to reflect the names and room numbers in the GSU table.	Individual room numbering being applied.	OK	Agreed
2	Include the requirements contained in the Clinical Output Specification including but not limited to the requirement that theatre temperatures are to be able to be raised to 31°C for certain operations.'	We have made reference to the figure of 31°C in the Guidance Notes. 'Theatre temperatures are to be able to be raised to 31°C for certain operations.'	Temperature control in theatres is covered in the Operational Design Notes V5 14th Oct2014 for RHSC Theatres 1 & 2. Operating theatres 1-P1-032 and 1-P1-044 shall operate normally as detailed in the Environmental Matrix. These rooms shall be provided with a manual control to raise the temperature to 31°C within a period of 2 hours. This manual control function shall be logged in the BMS and the temperature requirements of the Environmental Matrix shall not apply for the duration of the elevated temperature operation. THIS HOWEVER IS NOT NOTED ANYWHERE	This statement is now incorporated within the guidance notes of the matrix
3	Measures shall be assessed, modelled and implemented to demonstrate that the internal air temperature of the following room types to reduce the temperature control from 28°C to 25°C- Treatment Rooms, Consulting Rooms; Laboratory; Physiotherapy Studio, Recovery. These room shall not exceed the maximum acceptable level of 25°C for more than 50 hours per annum	The Temp (max) column within the table has been updated to 25°C for the agreed rooms 3.1- 3.5 above.	OK	Agreed
4	Detailed proposal awaited on bedroom ventilation to achieve balanced/ negative pressure relative to corridor.,	The single bedrooms have had their ensuite extract increased to achieve a balance within the room, this has been noted within the matrix.	NOTE 26 AND VENTILATION TYPE HAVE NOT BEEN ALTERED.	Refer to Matrix
5	Colour rendering all stated as 80 where certain areas should be 90	Amended.	NEEDS TO BE CHECKED FOR ALL	Refer to Matrix
6	There also need to have a consistent approach e.g. guidance notes and ED body view room stated as 28 -8, bereavement suite body view room stated as 25 -8.	The figure of 25-8 is now reflected within the matrix.	OK	Matrix now amended. See item 7 below.
7	Further discussion is required on the minimum temperate requirement for the Body View Room.	Awaiting confirmation on this one from the client, however discussion at the meeting on the 11/11/14 was that rather than take the room temperature down to 8°C which would require specialist cooling they would look at providing a cold blanket for the body and room temperatures would be retained as a normal room.	NHSL confirm following discussion with users that the use of a cooling blanket or cooling cot for the body is appropriate and therefore there is no requirement to have the room at 8 degrees and 25°C is acceptable	Matrix amended to minimum temperature of 18°C in place of 8°C.

RHSC & DCN
Environmental Matrix Comments
Second Batch

Wallace Whittle

NHSL Reference	NHSL Comment	Response	Environmental Matrix Status	Drawing Implication	FC Comment	Post FC Comment
1	Technical Submittal MER-XX-SL-TS-015 appears to contradict environmental note 13 by way of radiant panel controls.	Note 13 has been deleted from the matrix and Mercury's technical submittal takes precedent.	Now updated.	✗	✗	✓
2	1-B1-010 medical gas cylinder store, SHTM 02-01 states internal cylinders stores may require mechanical ventilation, please confirm no ventilation provided.	Extract ventilation has been provided. Matrix updated and drawings where appropriate.	Now updated.	✓	✗	✓
3	IPS room max/min temperatures stated as “Manufacturer Dependant”, this is not acceptable, temperatures to be stated. Room has 3ac/h mechanical extract therefore heating type should be Adjacent space transfer air and temperatures accordingly.	Room temperatures have been added. Adjacent space transfer air added into heating type.	Now updated	✗	✗	✓
4A	Isolation cubicles and bedrooms are not shown with any extract ventilation.	Extract rate and note added	Now updated	✗	✗	✓
4B	Gowning lobby, supply stated as “in line with SHPN 04” and extract stated as “To match total bedroom air volume”, design development review required.	Note removed and extract rate added.	Now updated	✗	✗	✓
5	Technical Submittal MER-XX-SL-TS-015 shows room 1-B1-057 with a radiant panel which contradicts Environmental Matrix room 1-B1-057 warm air reheat battery.	The air is heated by a heater battery which is BMS controlled as per the matrix.	No action required	✗	✗	✓
6	Where ventilation rates 10l/s per person are stated, room occupancy to be detailed and ventilation rates calculated.	These particular areas have been designed based on occupancies; occupancy figures and ventilation rates have been added to these areas to provide clarity.	Now updated	✗	✗	✓
7	1-B1-063 Stated as supply air 4ac/h, extract via en-suite, this room does not have en-suite facilities.	Room extract rate added	Now updated	✗	✗	✓
8	1-B1-090 has an area of 8m2 which is not stated in the matrix. PCo to populate areas.	A review will be carried out and any blank GIFA rates will be noted - Updated schedule of accommodation required for this item.	Now updated	✗	✗	✓
9	3-C1.2-036 review ventilation type, only showing supply when 4ac/h supply and extract.	Ventilation type note amended to incorpoarte extract.	Now updated	✗	✗	✓

RHSC & DCN
Environmental Matrix Comments
Second Batch

Wallace Whittle

NHSL Reference	NHSL Comment	Response	Environmental Matrix Status	Drawing Implication	FC Comment	Post FC Comment
10	Room 1-G3-003/005/007 bathroom temperatures stated as 28 / 20 with adjacent space transfer air from area with temperatures of 28 / 18.	These bathrooms have their own radiant panel.	Now updated	✗	✗	✓
11	Similarly isolation bedroom 3-C1.4-040, temperatures stated as 28 / 21 with adjacent space transfer air from area with temperatures of 28 / 18, ventilation described as “balanced”.	The adjacent area; Lobby 3-C1.4-039 is heated via heater battery and will be at least 21°C. Matrix has been updated.	Now updated	✗	✗	✓
12	3-C1.7-003, 004, 005 supply and extract “to suit location” not acceptable.	Air change rates will be noted and the "to suit location" will be removed.	Now updated	✗	✗	✓
13	G-D2-006 supply and extract “to suit location”, statement “to suit location” is not acceptable.	Air change rates will be noted and the "to suit location" will be removed.	Now updated	✗	✗	✓
14	Theatre ventilation stated as “in line with SHTM 03-01”, correct, this is a BCR requirement. However dental surgeries are not mentioned in SHTM 03-01, I would suggest SHPN 36 part 2. The required ventilation to be designed and detailed.	In line with the SHTM 03-01 removed and air change rates added.	Now updated	✗	✗	✓
15	1-H2-021 is currently labelled a single bedroom but it is an isolation room, review ventilation.	This room function was RFI’d and has been designed as an isolation room (matrix has been updated).	Now updated	✗	✗	✓
16	1-P1-003 and 005 are bedrooms, not bathrooms.	Bathroom changed to bedroom.	Now updated	✗	✗	✓
17	Kitchen states DW172 dependant, actual design detail to be added.	Design details will be noted and "DW172" will be removed.	Now updated	✗	✗	✓
18	Complete Estates SOA areas.	A review will be carried out and any blank GIFA rates will be noted.	Now updated	✗	✗	✓
19	Room B-S3-002 and 005 stated in Environmental Matrix as Adjacent Space Transfer Air, however shown with radiant panel on drawing.	Matrix will be updated with radiant panel noted.	Now updated	✗	✗	✓

RHSC & DCN
Environmental Matrix Comments
Second Batch

Wallace Whittle

NHSL Reference	NHSL Comment	Response	Environmental Matrix Status	Drawing Implication	FC Comment	Post FC Comment
20	ADB code reference should be confirmed.	ADB code reference is an unnecessary column for the use of this matrix so the column will be deleted from the environmental matrix.	Now updated	✗	✗	✓
21	Last column not titled. What does it refer to?	This column to the IET grouping but this column has now been superseded by the categorisation document. Column will be deleted from the environmental matrix.	Now updated	✗	✗	✓
22	B-S3-002 & B-S4-001 can min temp be increased to 18?	Temperature will be altered to 18°C	Now updated	✗	✗	✓
23	Disposal hold – can min temp be reduced to 16.	Sensor could be set to 16°C rather than 18°C but the reduction to the maximum temperature from 28°C to 25°C is problematic though so if required, cooling will be need to be added - Confirmed at meeting that 28°C is to be retained.	Now updated	✗	✗	✓
24	During a recent PG it was made clear that due to the nature of the research being carried out in the Clinical Research Department in rooms H2-013, 014, 016 and 020 the temperature cannot at any time exceed 25°C.	Cooling has been provided in H2-014, H2-016 and H2-020. H2-013 requires cooling. Matrix has been updated to reflect this but drawing requires updating.	Environmental Matrix updated and drawing to be updated	✓	✗	✓
25	Further to the recent discussion regarding hepa filtration in the isolation rooms the matrix should have been updated to reflect this.	The matrix doesn't note HEPA filter requirements but all isolation rooms have the capability of HEPA filters being installed.	No action required	✗	✗	✓
26	G-F1 Bedrooms with 6ac/h where most bedrooms are taken as 4ac/h.	This is a CAHMS bedroom so 6 AC/H has been utilised, reference to natural ventilation will be removed.	Now updated	✗	✗	✓
27	B-S4-004, no supply air.	Supply air reference will be added.	Now updated	✗	✗	✓
28	G-S6-016, Cooling - Yes, Cooling Type – None.	Comfort cooled fresh air is now noted.	Now updated	✗	✗	✓
29	G-Q1-007, Cooling – No, Cooling Type - Comfort cooled fresh air.	Cooling note removed.	Now updated	✗	✗	✓

RHSC & DCN
Environmental Matrix Comments
Second Batch

Wallace Whittle

NHSL Reference	NHSL Comment	Response	Environmental Matrix Status	Drawing Implication	FC Comment	Post FC Comment
30	G-Q1-161, Heating type – Adjacent space transfer air, supply at 10 l/s/p positive pressure. Diagnostic rooms, “To suit location”	This room is part of corridor and shares heating and ventilation with corridor.	No action required	✗	✗	✓
31	G-A1-004, supply 4 ac/h extract 3 ac/h positive, different to other diagnostic rooms.	We have treated this room like an office.	No action required	✗	✗	✓
32	Confirm where natural ventilation, i.e. 1-B1-063/065/067.	Extent of ventilation clarified on schedule.	Now updated	✗	✗	✓
33	3-C1.3-018, supply 4 ac/h extract 3 ac/h positive , different to other offices.	Air change rates utilised are in line with cellular offices	No action required	✗	✗	✓
34	1-L1-005 Resus area 30m2 with extract at 3 ac/h.	This room has been updated on the matrix.	Now updated	✗	✗	✓
35	G-A1-028/029, Resus area with central general extract with supply at 10 ac/h extract at 6 ac/h.	Ventilation type for these rooms has been updated in line with design.	Now updated	✗	✗	✓
36	Consider absence detection to all offices, meeting rooms and node rooms.	The lighting control has generally been described in the matrix as either presence or switched. If this is causing confusion the reference to presence could be renamed automatic. As a a general note, automatic detection has been used in all suitable areas.	No action required	✗	✗	✓
37	1-D3-002 Circulation Equipment Storage Bays, all others are presence detection.	Automatic controls added.	Now updated	✗	✗	✓
38	Disposal hold, LG2 recommends 200 lux.	100 lux will be changed to 200 lux.	Now updated	✗	✗	✓
39	IPS rooms normal lux stated as n/a.	200 lux will be added to the matrix.	Now updated	✗	✗	✓

RHSC & DCN
Environmental Matrix Comments
Second Batch

Wallace Whittle

NHSL Reference	NHSL Comment	Response	Environmental Matrix Status	Drawing Implication	FC Comment	Post FC Comment
40	G-F1-028, 030, 053, 045 and 1-L1-028 are described as offices but have local lux of 1000.	Local lux figures to be removed.	Now updated	✗	✗	✓
41	Anaesthetic rooms, LG2 recommends local lux 1000 and Ra 80.	Ra 80 has been noted in the environmental matrix and 1000 lux is for local lighting but 500 lux is for general; all as noted in the environmental matrix.	No action required	✗	✗	✓
42	Theatre exit bays (transfers), LG2 recommends normal lux 300 local lux not required and Ra 80.	500 lux will be dropped to 300 lux, Ra 90 will be reduced to Ra 80 and local lux will be removed.	Environmental Matrix updated and drawings to be updated	✓	✗	✓
43	Preparation rooms and scrub up, LG2 does not require local lux 10,000 – 100,000, or Ra 90.	Ra 90 will be reduced to Ra 80 and local lux will be removed.	Environmental Matrix updated and drawings to be updated	✓	✗	✓
44	Theatre utility rooms, LG2 recommends local lux 100 – 150 and does not require local lux 10,000 – 100,000, or Ra 90.	500 lux will be dropped to 150 lux, RA 90 will be reduced to Ra 80 and local lux will be removed.	Environmental Matrix updated and drawings to be updated	✓	✗	✓
45	Recovery areas, LG2 does not require local lux 1000 but does recommend Ra90.	RA 80 will be increased to Ra 90 and local lux will be removed.	Environmental Matrix updated and drawings to be updated	✓	✗	✓
46	Nurse/touchdown bases not shown to have night lighting, confirm this achieved by dimming.	All night lighting is achieved by dimmable fittings.	No action required	✗	✗	✓
47	Resus trolley bay 1-D1-009 to be as other trolley bays, Ra 80 and presence detection.	1-D1-009 will be updated to reflect other trolley bays.	To be updated	✗	✗	✓
48	Review colour rendering, e.g. theatre suite, prep, anaesthetic, scrub utility, exit bay all Ra 80. Review consult/ examination rooms to have the higher colour rendering of Ra 90. All to be as CIBSE LG2.	RA 90 is currently shown in theatres, preparation rooms, scrub rooms, utility rooms and exit bay. Anaesthetic room will be changed to Ra90 from Ra80. We feel that the consultant room are general treatment rooms so should remain as Ra80; where Ra90 is required, it will be achieved via the examination luminaire.	Environmental Matrix updated and drawings to be updated	✓	✗	✓
49	No absence detection or daylight control detailed included from drawings.	The lighting control has generally been described in the matrix as either presence or switched. If this is causing confusion the reference to presence could be renamed automatic. As a a general note, automatic detection has been used in all suitable areas.	No action required	✗	✗	✓

RHSC & DCN
Environmental Matrix Comments
Second Batch

Wallace Whittle

NHSL Reference	NHSL Comment	Response	Environmental Matrix Status	Drawing Implication	FC Comment	Post FC Comment
50	Medical location column states “See Guidance Notes” for every entry and not mentioned in those guidance notes.	This has been superseded by the risk profile document which sets out the medical grouping and classification. Column has been removed.	Now updated	✗	✗	✓

Environmental Matrix - Guidance Notes

1 This workbook is prepared for the Financial Close Stage as an easier reference tool to replace ADB RDS M&E Sheets for the Environmental Criteria elements as described on these sheets.

2 The services matrices are produced from the Schedule of Accommodation Sheets.

3 The design of the HVAC systems to the theatres shall be in accordance with SHTM 03-01.

4 Where radiant panels are indicated in any room in these matrices, detailed design development may remove the need for these without detriment to environmental temperature. This design development is dependant on actual room layout - i.e. whether a room is located adjacent to an external wall, ground bearing floor, roof surface or is internal.

5 Ventilation air change rates and the use of natural ventilation in Patient Areas shall be reviewed throughout the detail design process to ensure a maximum internal temperature of 25°C (dry bulb) is not exceeded during normal occupancy. This criteria shall also apply to cellular and open plan office spaces.

6 Maximum internal temperatures listed relate to normal occupancy and Summer Design Conditions ; External Summer Conditions for Cooling Plant Selection as per SHTM2025,Enthalpy 54kJ/kgda.26deg°Cdb,19deg°C wb. External Winter Conditions as per CIBSE Guide A Table A 2.2 for locality = - 6°C for Heat Losses, and as SHTM 2025 for locality = -10°C for AHU Ventilation Plant design.

7 Examination lamp notes where listed are provisional. Detailed requirements (fixed, mobile, illumination) will be detailed on C sheets as agreed from signed off 1:50 RDS, which shall take precedence over this schedule.

8 All lighting levels are derived from CIBSE Lighting Guide LG2.

9 Colour rendering refers to CIBSE Lighting Design Guide and will be applied throughout.

"80" : Normal
"90" - Enhanced to provide close as possible match to natural light for clinical purposes

10 Thermostatic Mixing Devices - SHTM 04-01 Guidance shall be employed for specific TRV Type versus listed Area/Activity.

11 Standby Lighting to be Grade A throughout .

12 The internal temperature in naturally or mechanically ventilated rooms shall not exceed the maximum temperature as listed on these Environmental Matrices provided external summer design criteria is not exceeded .

13 Note Deleted

14 Local Control BMS Temperature Sensors for ducted reheat zones and chilled water cassettes for hotspots shall be provided with local range adjustment to +/- 2°C of BMS Set Point. BMS set point shall be adjustable via operator/user dialogue through

15 **Typical bedroom** - Design Criteria - SHTM 03-01 Clause 2.11 - internal temperatures in patient areas should not exceed 28°C db for more than 50 hrs per year. Appendix 1 SHTM 03-01 gives 18°C to 28°C float range. NHSL however require that the maximum internal design temperature should not exceed 25°C for more than 50 hrs per year.

HDU bed areas - Design Criteria - HBN 57 gives specific guidance as well as SHTM 03-01 - Appendix 1 for air change rates - 10ac/hr Supply, 18°C to 25°C control range. (Capability shall be provided but not at the summer and winter external ambient design extremes against the internal maximum and minimum range conditions).

The department will be comfort cooled and controlled on a zonal basis.

Central AHU to be provided with blank section for future provision of humidification.

Post theatre recovery areas - Design Criteria - SHTM 03-01 - Appendix 1 for air change rates - 15ac/hr S&E , 18°C to 25°C control range.(Capability shall be provided but not at the summer and winter external ambient design extremes against the maximum and minimum range conditions).

Critical Care areas - Design Criteria - SHTM 03-01 - Appendix 1 for air change rates - 10ac/hr Supply for isolation cubicles , 18°C to 25°C control range.(Capability shall be provided but not at the summer and winter external ambient design extremes against the maximum and minimum range conditions). NHSL may require specific rooms to have a control range up to 28°C.

Central AHU to be provided with blank section for future provision of humidification.

16 **Corridor** ventilation may be either mechanical or where the opportunity exists natural. To be determined during detailed design with due regard to clinical functionality.

17 **Single Room WC -** SHTM 03-01 Appendix 1 suggests 3ac/hr extract air change rate only. We have applied 10ac/hr extract rate to provide a more robust rate of extract.

18 **Diagnostic Rooms** - (X Ray, CT Scanner, MRI Scanners, Gamma Camera) - air change rates listed at 8ac/hr. Actual air change rate must be derived through room heat gain analysis and actual equipment guidance.

19 **Operating Theatre Laminar Flow/UCV Requirements -** Refer to Operational Policy Documents for specific theatres which require Laminar Flow/UCV canopy style ventilation solution.

Central AHU to be provided with blank section for future provision of humidification.

Operating Theatres 1-P1-032 and 1-P1-044 shall operate normally as detailed in the Environmental Matrix. These rooms shall be provided with a manual control to raise the temperature to 31°C within a period of 2 hours. This manual control function shall be logged on the BMS and the temperature requirements of the Environmental Matrix shall not apply for the duration of the elevated temperature operation.

20 **Small workshop Areas -** Local Extract Ventilation (LEV) unit requirement to be determined from room equipment schedules.

21 **Note that Isolation Suite ventilation solutions for this project shall follow HBN 4 Supplement 1 Section 4 Item 4.8 Guidance i.e.**
A common departmental AHU shall be employed to provide supply air ventilation (and shall therefore employ duty & standby fans).
Isolation Rooms En Suite Extracts shall be provided with an independent Isolation Room toilet extract ventilation system.
Isolation Rooms En Suite Extracts shall be provided with either externally located 3 mtr high discharge stack in a safe location or with extract filters (H14) within a safe change housing outside the building on the suction side of the fan.
Heating & Cooling the Isolation Suites shall be provided via the ventilation system.

22 **Retail Provision -** Service provisions listed are Infrastructure only for future fit-out by retailer. (Fire detection shall be provided to assist completion).

23 **Comfort Cooled Fresh Air -** Where noted as such on the matrix, these are provided via departmental air handling plant via chilled water cooling coils.

24 **Body View Room -** A cooling blanket or cooling cot shall be used in this room.

25 Anti ligature rooms (17no. off) will be treated as sealed rooms with Supply at 6ac/hr and Extract to match to achieve a balanced pressure.

26 **Single Bedroom -** The design philosophy for ventilation is for a mixed mode operation where natural vent is encouraged which has benefits both physiological with users being partly in control, and from an energy stand point where mechanical vent loading is partly reduced (2/3rds). This strategy results in zero pressure differential regime within the room where supply and extract is balanced.
En suite dirty extract volume flow rate has been increased to achieve a balanced ventilation system.

27 **Offices** have been noted as being 400Lux however have the ability through the KNX system to be dimmed to 300Lux

Room No.	Department	Room Name	Qty	Room Function	Temp (max)	Temp (min)	Heating Type	Heating Control	Cooling (present)	Cooling (type)	Ventilation (type)	Supply (ac/hr)	Extract (ac/hr)	Relative pressure	Min filtration	Surface temp	Water temp	Normal lux	Night lux	Local lux	Standby grade	Colour render	Control	Plane
G-A1-002		Disposal Hold	1	Disposal Hold	28	16	Adjacent Space Transfer Air	None	No	None	Central Dirty Extract	0	6	Negative	None	n/a	n/a	200	n/a	None	A	80	Automatic Controls	Floor 0m
G-A1-003		Store - Medical Gas Cylinders	1	Storage Area Med Gas	28	16	Adjacent Space Transfer	None	No	None	Central General Extract	0	7	Negative	None	n/a	n/a	200	n/a	None	A	80	Automatic Controls	Floor 0m
G-A1-004		Processing Room	1	Diagnostic room	25	18	Radiant Panels	Remote Adjustable Sensor	Yes	Ceiling Cassette - Chilled Water	Central Supply and Extract	3 people at 10 l/s per person (4ach)	3 people at 10 l/s per person (4ach)	Balanced	F7	43	n/a	300	n/a	1000	A	80	Switch / Dimmer	General working plane 1m
G-A1-005		Changing Cubicles	1	Changing Facilities	28	18	Radiant Panels	Remote Sensor Adj.	Yes	Comfort Cooled Fresh Air	Central Supply and Extract	5	4	Positive	F7	43	n/a	100	n/a	None	A	80	Automatic Controls	Floor 0m
G-A1-006		General X-Ray Room	1	Diagnostic room	25	18	Warm Air - Reheat Battery	BMS Adjustable Sensor	Yes	By Specialist	Central Supply and Extract	8	8	Balanced	F7	43	41	300	n/a	1000	A	80	Switch / Dimmer	General working plane 1m
G-A1-007		Dirty Utility	1	Dirty utility	28	18	Radiant Panels	Remote Adjustable Sensor	No	None	Isolation Bedroom	0	6	Negative	None	43	41	200	n/a	None	A	80	Automatic Controls	Floor 0m
G-A1-008		Washdown Room	1	Dirty utility	28	18	Radiant Panels	Remote Adjustable Sensor	No	None	Central Dirty Extract	0	6	Negative	None	43	41	200	n/a	None	A	80	Automatic Controls	Floor 0m
G-A1-009		WC - Wheelchair accessible	1	Toilet	28	18	Adjacent Space Transfer	None	No	None	Central Dirty Extract	0	10	Negative	None	n/a	41	200	n/a	None	A	80	Automatic Controls	Floor 0m
G-A1-010		ED Laboratory	1	Laboratory	25	18	Radiant Panels	Remote Sensor Adj.	Yes	Ceiling Cassette - Chilled Water	Central Supply and Extract	6	6	Balanced	F7	43	60	500	n/a	None	A	80	Switch	General working plane 1m
G-A1-011		Linen Bay (1 Trolley)	1	Linen Bay	28	16	Adjacent Space Transfer	None	No	None	None	0	0	n/a	None	n/a	n/a	100 (KNX)	n/a	None	A	80	Automatic Controls	Floor 0m
G-A1-012		Bay 5	1	Treatment Room	25	18	Radiant Panels	Remote Sensor Adj.	Yes	Ceiling Cassette - Chilled Water	Central Supply Air	10	0	Positive	F7	43	41	500	n/a	1000	A	90	Switch	Bed / Trolley 1.45m
G-A1-013		Bay 14	1	Treatment Room	25	18	Radiant Panels	Remote Sensor Adj.	Yes	Ceiling Cassette - Chilled Water	Central Supply Air	10	0	Positive	F7	43	41	500	n/a	1000	A	90	Switch	Bed / Trolley 1.45m
G-A1-014		Bay 6	1	Treatment Room	25	18	Radiant Panels	Remote Sensor Adj.	Yes	Ceiling Cassette - Chilled Water	Central Supply Air	10	0	Positive	F7	43	41	500	n/a	1000	A	90	Switch	Bed / Trolley 1.45m
G-A1-015		Bay 13	1	Treatment Room	25	18	Radiant Panels	Remote Sensor Adj.	Yes	Ceiling Cassette - Chilled Water	Central Supply Air	10	0	Positive	F7	43	41	500	n/a	1000	A	90	Switch	Bed / Trolley 1.45m
G-A1-016		Staff Base	1	Reception	28	18	Radiant Panels	Remote Sensor Adj.	No	None	Central Supply and Extract	4 people at 10 l/s per person (4ach)	4 people at 10 l/s per person (4ach)	Balanced	F7	43	n/a	300	n/a	None	A	80	Switch	Desk 0.75 to 0.85m
G-A1-017		Clean Utility	1	Storage Area Equipment	28	16	Adjacent Space Transfer Air	None	No	None	Central General Extract	0	3	Negative	None	n/a	41	200	n/a	None	A	80	Automatic Controls	Floor 0m
G-A1-018		Bay 7	1	Treatment Room	25	18	Radiant Panels	Remote Sensor Adj.	Yes	Ceiling Cassette - Chilled Water	Central Supply Air	10	0	Positive	F7	43	41	500	n/a	1000	A	90	Switch	Bed / Trolley 1.45m
G-A1-019		Bay 12	1	Treatment Room	25	18	Radiant Panels	Remote Sensor Adj.	Yes	Ceiling Cassette - Chilled Water	Central Supply Air	10	0	Positive	F7	43	41	500	n/a	1000	A	90	Switch	Bed / Trolley 1.45m
G-A1-020		Bay 8	1	Treatment Room	25	18	Radiant Panels	Remote Sensor Adj.	Yes	Ceiling Cassette - Chilled Water	Central Supply Air	10	0	Positive	F7	43	41	500	n/a	1000	A	90	Switch	Bed / Trolley 1.45m
G-A1-021		Bay 11	1	Treatment Room	25	18	Radiant Panels	Remote Sensor Adj.	Yes	Ceiling Cassette - Chilled Water	Central Supply Air	10	0	Positive	F7	43	41	500	n/a	1000	A	90	Switch	Bed / Trolley 1.45m
G-A1-022		Bay 9	1	Treatment Room	25	18	Radiant Panels	Remote Sensor Adj.	Yes	Ceiling Cassette - Chilled Water	Central Supply Air	10	0	Positive	F7	43	41	500	n/a	1000	A	90	Switch	Bed / Trolley 1.45m
G-A1-023		Store Room	1	Storage Area Equipment	28	16	Radiant Panels	Remote Sensor Adj.	No	None	Central General Extract	0	3	Negative	None	43	n/a	200	n/a	None	A	80	Automatic Controls	Floor 0m
G-A1-025		Bay 10	1	Treatment Room	25	18	Radiant Panels	Remote Sensor Adj.	Yes	Ceiling Cassette - Chilled Water	Central Supply Air	10	0	Positive	F7	43	41	500	n/a	1000	A	90	Switch	Bed / Trolley 1.45m
G-A1-026		Emergency / Ambulance Entrance	1	Circulation Areas - Entrance Lobby	28	Not Controlled	Warm Air Door Curtain	BMS Adjustable Sensor	No	None	None	0	0	n/a	None	43	n/a	200	n/a	None	A	80	Automatic Controls	Floor 0m
G-A1-028		Resus 1	1	Resuscitation Bay	25	21	Radiant Panels	Remote Adjustable Sensor	Yes	Wall Mounted Unit	Central Supply and Extract	15	15	Balanced	F7	43	41	500	n/a	None	A	80	Switch	Bed / Trolley 1.45m
G-A1-029		Resus 2	1	Resuscitation Bay	25	21	Radiant Panels	Remote Adjustable Sensor	Yes	Wall Mounted Unit	Central Supply and Extract	15	15	Balanced	F7	43	41	500	n/a	None	A	80	Switch	Bed / Trolley 1.45m
G-A1-030		IPS Room	1	IPS Room	30	18	Adjacent Space Transfer Air	None	No	None	Central General Extract	0	3	Negative	None	n/a	n/a	200	n/a	None	A	80	Automatic Controls	Floor 0m
G-A1-031		Viewing Room	1	Body View	25	18	Radiant Panels	Remote Sensor Adj.	Yes	Ceiling Cassette - Chilled Water	Central Supply and Extract	4	6	Negative	F7	43	41	100 (KNX)	n/a	None	A	80	Switch / Dimmer	Floor 0m
G-A1-032		Relatives Room	1	Common room/staff room/lounge	28	18	Radiant Panels	Remote Sensor Adj.	Yes	Comfort Cooled Fresh Air	Central Supply and Extract	6	8	Negative	F7	43	41	300	n/a	None	A	80	Switch	Floor 0m
G-A1-033		WC - Wheelchair accessible	1	Toilet	28	18	Radiant Panels	Remote Sensor Adj.	No	None	Central Dirty Extract	0	10	Negative	None	43	41	200	n/a	None	A	80	Automatic Controls	Floor 0m
G-A1-034		Store - Major Incident / Ambulance Equipment	1	Storage Area Equipment	28	16	Adjacent Space Transfer Air	None	No	None	Central General Extract	0	3	Negative	None	n/a	n/a	200	n/a	None	A	80	Automatic Controls	Floor 0m
G-A1-035		Triage Room	1	Treatment Room	25	18	Radiant Panels	Remote Sensor Adj.	Yes	Wall Mounted Unit	Central Supply Air	10	0	Positive	F7	43	41	300	n/a	1000	A	90	Switch	Bed / Trolley 1.45m
G-A1-036		Reception:2 staff	1	Reception	28	18	Radiant Panels	Remote Sensor Adj.	Yes	Ceiling Cassette - Chilled Water	Central Supply and Extract	2 people at 10 l/s per person (2ach)	2 people at 10 l/s per person (2ach)	Balanced	F7	43	n/a	300	n/a	None	A	80	Switch	Desk 0.75 to 0.85m
G-A1-037		Parking Bay: 6 wheelchairs	1	Circulation Equipment Storage Bays	28	16	Adjacent Space Transfer Air	None	No	None	Central General Extract	0	3	Negative	None	n/a	n/a	200	n/a	None	A	80	Automatic Controls	Floor 0m
G-A1-038		Main Entrance Draught Lobby	1	Circulation Areas - Entrance Lobby	28	Not Controlled	Warm Air Door Curtain	BMS Adjustable Sensor	No	None	Central General Extract	0	3	Negative	None	43	n/a	200	n/a	None	A	80	Automatic Controls	Floor 0m
G-A1-039	A1	Parking Bay: 3 accident trolleys & 3 wheelchairs	1	Circulation Equipment Storage Bays	28	16	Adjacent Space Transfer Air	None	No	None	Central General Extract	0	3	Negative	None	n/a	n/a	200	n/a	None	A	80	Automatic Controls	Floor 0m
G-A1-040	Emergency Department	Store - Equipment & Supplies	1	Storage Area Equipment	28	16	Adjacent Space Transfer Air	None	No	None	Central General Extract	0	3	Negative	None	n/a	n/a	200	n/a	None	A	80	Automatic Controls	Floor 0m
G-A1-041		WC - Wheelchair accessible	1	Toilet	28	18	Radiant Panels	Remote Sensor Adj.	No	None	Central Dirty Extract	0	10	Negative	None	43	41	200	n/a	None	A	80	Automatic Controls	Floor 0m
G-A1-042		WC - Wheelchair accessible	1	Toilet	28	18	Adjacent Space Transfer Air	None	No	None	Central Dirty Extract	0	10	Negative	None	n/a	41	200	n/a	None	A	80	Automatic Controls	Floor 0m
G-A1-043		Female Staff Changing and Lockers: 30 places	1	Changing Facilities	28	18	Radiant Panels	Remote Sensor Adj.	Yes	Comfort Cooled Fresh Air	Central Supply and Extract	5	4	Positive	F7	43	41	100	n/a	None	A	80	Automatic Controls	Floor 0m
G-A1-044		Staff Shower: ambulant	1	Bathroom	28	20	Adjacent Space Transfer Air	None	No	None	Central Dirty Extract	0	10	Negative	None	n/a	41	200	n/a	None	A	80	Automatic Controls	Floor 0m
G-A1-045		Waiting Area inc Play Area	1	Waiting Room	28	18	Radiant Panels	Remote Sensor Adj.	Yes	Comfort Cooled Fresh Air	Central Supply and Extract	36 people at 10 l/s per person (8ach)	36 people at 10 l/s per person (8ach)	Balanced	F7	43	n/a	300	n/a	None	A	80	Switch	Floor 0m
G-A1-046		Baby Infant / Feeding Room	1	baby Feeding	28	18	Radiant Panels	Remote Sensor Adj.	No	None	Central Dirty Extract	0	10	Negative	None	43	41	100	n/a	None	A	80	Switch	Floor 0m
G-A1-047		Nappy Change	1	Nappy Change	28	18	Radiant Panels	Remote Sensor Adj.	No	None	Central Dirty Extract	0	10	Negative	None	43	41	100	n/a	None	A	80	Automatic Controls	Floor 0m
G-A1-048		Male Staff Changing Room and Lockers: 20 places	1	Changing Facilities	28	18	Radiant Panels	Remote Sensor Adj.	Yes	Comfort Cooled Fresh Air	Central Supply and Extract	5	4	Positive	F7	43	41	100	n/a	None	A	80	Automatic Controls	Floor 0m
G-A1-049		Staff Shower: ambulant	1	Bathroom	28	20	Adjacent Space Transfer Air	None	No	None	Central Dirty Extract	0	10	Negative	None	n/a	41	200	n/a	None	A	80	Automatic Controls	Floor 0m
G-A1-050		Consultant Office (6 person)	1	Cellular / Ward Offices	28	18	Radiant Panels	Remote Sensor Adj.	Yes	Ceiling Concealed Cassette Unit	Central Supply and Extract	4	3	Positive	F7	43	n/a	300	n/a	None	A	80	Switch	Desk 0.75 to 0.85m
G-A1-052		Senior Charge Nurse Office	1	Cellular / Ward Offices	28	18	Radiant Panels	Remote Sensor Adj.	Yes	Ceiling Concealed Cassette Unit	Central Supply and Extract	4	3	Positive	F7	43	n/a	300	n/a	None	A	80	Switch	Desk 0.75 to 0.85m

RHSC / DCN Environmental Matrix

Room No.	Department	Room Name	Qty	Room Function	Temp (max)	Temp (min)	Heating Type	Heating Control	Cooling (present)	Cooling (type)	Ventilation (type)	Supply (ac/hr)	Extract (ac/hr)	Relative pressure	Min filtration	Surface temp	Water temp	Normal lux	Night lux	Local lux	Standby grade	Colour render	Control	Plane
G-A1-053		Interview/Meeting Room: 6 persons	1	Meeting Room	25	18	Radiant Panels	Remote Sensor Adj.	Yes	Ceiling Cassette - Chilled Water	Central Supply and Extract	6 people at 10 l/s per person (9ach)	6 people at 10 l/s per person (9ach)	Balanced	F7	43	n/a	300	n/a	None	A	80	Switch	Desk 0.75 to 0.85m
G-A1-054		Beverage Bay	1	Tea Making	28	18	Adjacent Space Transfer	None	No	None	None	0	0	n/a	None	n/a	41	100 (KNX)	n/a	None	A	80	switch	Floor 0m
G-A1-055		WC - Staff	1	Toilet	28	18	Adjacent Space Transfer Air	None	No	None	Central Dirty Extract	0	10	Negative	None	n/a	41	200	n/a	None	A	80	Automatic Controls	Floor 0m
G-A1-056		DSR	1	DSR	28	18	Adjacent Space Transfer Air	None	No	None	Central Dirty Extract	0	6	Negative	None	n/a	60	100	n/a	None	A	80	Automatic Controls	Floor 0m
G-A1-057		Medical Staff / Audit / Secy Office (3 Person)	1	Cellular / Ward Offices	28	18	Radiant Panels	Remote Sensor Adj.	Yes	Ceiling Cassette - Chilled Water	Central Supply and Extract	4	3	Positive	F7	43	n/a	300	n/a	None	A	80	Switch	Desk 0.75 to 0.85m
G-A1-058		WC - Staff	1	Toilet	28	18	Adjacent Space Transfer Air	None	No	None	Central Dirty Extract	0	10	Negative	None	n/a	41	200	n/a	None	A	80	Automatic Controls	Floor 0m
G-A1-059		Store - Stock & Sterile Supplies	1	Storage Area Equipment	28	16	Adjacent Space Transfer Air	None	No	None	Central General Extract	0	3	Negative	None	n/a	n/a	200	n/a	None	A	80	Automatic Controls	Floor 0m
G-A1-060		Bay 2	1	Treatment Room	25	18	Radiant Panels	Ro		iling Cassette - Chilled Water	Central Supply Air	10	0	Positive	F7	43	41	500	n/a	1000	A	90	Switch	Bed / Trolley 1.45m
G-A1-061		Bay 1	1	Treatment Room	25	18	Radiant Panels	Ro		iling Cassette - Chilled Water	Central Supply Air	10	0	Positive	F7	43	41	500	n/a	1000	A	90	Switch	Bed / Trolley 1.45m
G-A1-062		Bay 4	1	Treatment Room	25	18	Radiant Panels	Remote Sensor Adj.	Yes	Ceiling Cassette -	Central Supply Air	10	0	Positive	F7	43	41	500	n/a	1000	A	90	Switch	Bed / Trolley 1.45m
G-A1-063		Pantry - Staff / Patient	1	Pantry	28	18	Adjacent Space Transfer Air	None			Central Supply and Extract	6	8	Negative	F7	n/a	41	300	n/a	None	A	80	Switch	Floor 0m
G-A1-064		Bay 3	1	Treatment Room	25	18	Radiant Panels	Remote Sensor Adj.			Central Supply Air	10	0	Positive	F7	43	41	500	n/a	1000	A	90	Switch	Bed / Trolley 1.45m
G-A1-065		Store - Plaster	1	Storage Area Equipment	28	16	Adjacent Space Transfer Air	None	No	None	Central General Extract	0	3	Negative	None	n/a	n/a	200	n/a	None	A	80	Automatic Controls	Floor 0m
G-A1-066		Plaster Suite (2 bays)	1	Plaster Suite (2 bays)	25	18	Radiant Panels	Remote Sensor Adj.	Yes	Comfort Cooled Fresh Air	Central Supply and Extract	7	7	Balanced	F7	43	41	300	n/a	1000	A	80	Switch	Bed / Trolley 1.45m
G-A1-067		WC - Wheelchair accessible	1	Toilet	28	18	Adjacent Space Transfer Air	None	No	None	Central Dirty Extract	0	10	Negative	None	n/a	41	200	n/a	None	A	80	Automatic Controls	Floor 0m
G-A1-072		Mobile X-Ray Bay	1	Mobile X Ray Bay	28	18	Adjacent Space Transfer	None	No	None	None	0	0	n/a	None	n/a	41	200	n/a	None	A	80	Automatic Controls	Floor 0m
G-A1-001A		Corridor	1	Corridor	28	18	Radiant Panels	Remote Sensor Adj.	No	None	None	0	0	n/a	None	43	41	200	n/a	None	A	80	Automatic Controls	Floor 0m
G-A1-001B		Corridor	1	Corridor	28	18	Adjacent Space Transfer	None	No	None	None	0	0	n/a	None	n/a	n/a	200	n/a	None	A	80	Automatic Controls	Floor 0m
G-A1-024		Corridor	1	Corridor	28	18	Radiant Panels	Remote Sensor Adj.	No	None	Central General Extract	0	11	Negative	None	43	n/a	200	n/a	None	A	80	Automatic Controls	Floor 0m
G-A1-027		Corridor	1	Corridor	28	18	Radiant Panels	Remote Sensor Adj.	No	None	Central General Extract	0	4	Negative	None	43	n/a	200	n/a	None	A	80	Automatic Controls	Floor 0m
G-A1-051		Corridor	1	Corridor	28	18	Radiant Panels	Remote Sensor Adj.	No	None	None	0	0	n/a	None	43	n/a	200	n/a	None	A	80	Automatic Controls	Floor 0m
G-A1-068		Corridor	1	Corridor	28	18	Radiant Panels	Remote Sensor Adj.	No	None	None	0	0	n/a	None	43	n/a	200	n/a	None	A	80	Automatic Controls	Floor 0m
G-A1-069		Draught Lobby	1	Draught Lobby	28	Not Controlled	Warm Air Door Curtain	BMS Adjustable Sensor	No	None	None	0	0	n/a	None	43	n/a	200	n/a	None	A	80	Automatic Controls	Floor 0m
G-A1-070		Switch Cupboard	1	Switch Cupboard	Not Controlled	Not Controlled	None	None	No	None	None	0	0	n/a	None	n/a	n/a	100	n/a	None	A	80	Automatic Controls	Floor 0m
G-A1-071		Switch Cupboard	1	Switch Cupboard	Not Controlled	Not Controlled	None	None	No	None	None	0	0	n/a	None	n/a	n/a	100	n/a	None	A	80	Automatic Controls	Floor 0m
G-A2-002		Single Room 27	1	Bedroom	28	18	Radiant Panels	Remote Sensor Adj.	Yes	Ceiling Cassette - Chilled Water	Natural & Central Supply Air	4	via ensuite	Balanced	F7	43	41	100	5	300	A	80	Switch / Dimmer	Bed / Trolley 1.45m
G-A2-003		Room 27 - Ensuite	14	Bathroom	28	20	Adjacent Space Transfer Air	None	No	None	Central Dirty Extract	0	Minimum 10	Negative	None	n/a	41	200	n/a	None	A	80	Automatic Controls	Floor 0m
G-A2-004		Single Room 28	1	Bedroom	28	18	Radiant Panels	Remote Sensor Adj.	Yes	Ceiling Cassette - Chilled Water	Natural & Central Supply Air	4	via ensuite	Balanced	F7	43	41	100	5	300	A	80	Switch / Dimmer	Bed / Trolley 1.45m
G-A2-005		Room 28 - Ensuite	1	Bathroom	28	20	Adjacent Space Transfer Air	None	No	None	Central Dirty Extract	0	Minimum 10	Negative	None	n/a	41	200	n/a	None	A	80	Automatic Controls	Floor 0m
G-A2-006		Single Room 26	1	Bedroom	28	18	Radiant Panels	Remote Sensor Adj.	Yes	Ceiling Cassette - Chilled Water	Natural & Central Supply Air	4	via ensuite	Balanced	F7	43	41	100	5	300	A	80	Switch / Dimmer	Bed / Trolley 1.45m
G-A2-007		Room 26 - Ensuite	1	Bathroom	28	20	Radiant Panels	Remote Sensor Adj.	No	None	Central Dirty Extract	0	Minimum 10	Negative	None	43	41	200	n/a	None	A	80	Automatic Controls	Floor 0m
G-A2-008		Reception	1	Reception	28	18	Radiant Panels	Remote Sensor Adj.	Yes	Ceiling Cassette - Chilled Water	Central Supply and Extract Air	2 people at 10l/s/per person (5ach)	2 people at 10l/s/per person (5ach)	Balanced	F7	43	n/a	300	n/a	None	A	80	Automatic Controls	Desk 0.75 to 0.85m
G-A2-009		Single Room 29	1	Bedroom	28	18	Radiant Panels	Remote Sensor Adj.	Yes	Ceiling Cassette - Chilled Water	Natural & Central Supply Air	4	via ensuite	Balanced	F7	43	41	100	5	300	A	80	Switch / Dimmer	Bed / Trolley 1.45m
G-A2-010		Room 29 - Ensuite	1	Bathroom	28	20	Radiant Panels	Remote Sensor Adj.	No	None	Central Dirty Extract	0	Minimum 10	Negative	None	43	41	200	n/a	None	A	80	Automatic Controls	Floor 0m
G-A2-011		Touchdown Base 2	4	staff base	28	18	Radiant Panels	Remote Sensor Adj.	No	None	None	0	0	n/a	n/a	43	n/a	200/300	n/a	1000	A	80	Switch / Dimmer	General working plane 1m
G-A2-012		Single Room 31	1	Bedroom	28	18	Radiant Panels	Remote Sensor Adj.	Yes	Ceiling Cassette - Chilled Water	Natural & Central Supply Air	4	via ensuite	Balanced	F7	43	41	100	5	300	A	80	Switch / Dimmer	Bed / Trolley 1.45m
G-A2-013		Room 31 - Ensuite	1	Bathroom	28	20	Adjacent Space Transfer Air	None	No	None	Central Dirty Extract	0	Minimum 10	Negative	None	n/a	41	200	n/a	None	A	80	Automatic Controls	Floor 0m
G-A2-014		Single Room 30	1	Bedroom	28	18	Radiant Panels	Remote Sensor Adj.	Yes	Ceiling Cassette - Chilled Water	Natural & Central Supply Air	4	via ensuite	Balanced	F7	43	41	100	5	300	A	80	Switch / Dimmer	Bed / Trolley 1.45m
G-A2-015		Room 30 - Ensuite	1	Bathroom	28	20	Radiant Panels	Remote Sensor Adj.	No	None	Central Dirty Extract	0	10 minimum	Negative	None	43	41	200	n/a	None	A	80	Automatic Controls	Floor 0m
G-A2-016		Resus Bay	1	Resus Trolley bay	28	16	Adjacent Space Transfer	None	No	None	None	0	0	n/a	None	n/a	n/a	200	n/a	None	A	80	Automatic Controls	Floor 0m
G-A2-017		Single Room 6	1	Bedroom	28	18	Radiant Panels	Remote Sensor Adj.	Yes	Comfort Cooled Fresh Air	Natural & Central Supply Air	4	via ensuite	Balanced	F7	43	41	100	5	300	A	80	Switch / Dimmer	Bed / Trolley 1.45m
G-A2-018		Room 6 - Ensuite	1	Bathroom	28	20	Radiant Panels	Remote Sensor Adj.	No	None	Central Dirty Extract	0	Minimum 10	Negative	None	43	41	200	n/a	None	A	80	Automatic Controls	Floor 0m
G-A2-019		Single Room 5	1	Bedroom	28	18	Radiant Panels	Remote Sensor Adj.	Yes	Comfort Cooled Fresh Air	Natural & Central Supply Air	4	via ensuite	Balanced	F7	43	41	100	5	300	A	80	Switch / Dimmer	Bed / Trolley 1.45m
G-A2-020		Room 5 - Ensuite	1	Bathroom	28	20	Adjacent Space Transfer Air	None	No	None	Central Dirty Extract	0	Minimum 10	Negative	None	n/a	41	200	n/a	None	A	80	Automatic Controls	Floor 0m
G-A2-021		Clean Utility	1	Clean Utility	28	18	Radiant Panels	Remote Sensor Adj.	Yes	Comfort Cooled Fresh Air	Central Supply Air	6	0	Positive	F7	43	41	150	n/a	None	A	80	Automatic Controls	General working plane 1m
G-A2-022		Dirty Utility	1	Dirty utility	28	18	Adjacent Space Transfer Air	None	No	None	Central Dirty Extract	0	6	Negative	None	n/a	41	200	n/a	None	A	80	Automatic Controls	Floor 0m
G-A2-023		WC - Staff	1	Toilet	28	18	Adjacent Space Transfer Air	None	No	None	Central Dirty Extract	0	10	Negative	None	n/a	41	200	n/a	None	A	80	Automatic Controls	Floor 0m
G-A2-024		WC - Visitors	1	Toilet	28	18	Adjacent Space Transfer Air	None	No	None	Central Dirty Extract	0	10	Negative	None	n/a	41	200	n/a	None	A	80	Automatic Controls	Floor 0m
G-A2-025		Linen Bay (1 Trolley)	1	Storage Area Equipment	28	16	Adjacent Space Transfer Air	None	No	None	Central General Extract	0	3	Negative	None	n/a	n/a	200	n/a	None	A	80	Automatic Controls	Floor 0m
G-A2-026		Touchdown Base 1	1	staff base	28	18	Radiant Panels	Remote Sensor Adj.	Yes	Ceiling Cassette - Chilled Water	None	0	0	n/a	n/a	43	n/a	200/300	n/a	1000	A	80	Switch / Dimmer	General working plane 1m
G-A2-027		Hoist Bay	1	Circulation Equipment Storage Bays	28	16	Adjacent Space Transfer	None	No	None	None	0	0	n/a	None	n/a	n/a	200	n/a	None	A	80	Automatic Controls	Floor 0m

Ross Soutwell:
All rooms with Pantry' room type should state 'Radiant Panels' for Heating Type

Ross Soutwell:
All rooms with Pantry' room type should state 'Remote Sensor Adj.' for Heating Control

RHSC / DCN Environmental Matrix

Room No.	Department	Room Name	Qty	Room Function	Temp (max)	Temp (min)	Heating Type	Heating Control	Cooling (present)	Cooling (type)	Ventilation (type)	Supply (ac/hr)	Extract (ac/hr)	Relative pressure	Min filtration	Surface temp	Water temp	Normal lux	Night lux	Local lux	Standby grade	Colour render	Control	Plane
G-A2-028	A2 Paediatric Acute Receiving Unit - 34 Beds	Observation Bay	1	Multi-bed Wards	28	18	Radiant Panels	Remote Sensor Adj.	Yes	Ceiling Cassette - Chilled Water	Natural and Central Supply Air	4	via ensuite	positive to ensuite	F7	43	41	100	5	300	A	80	switch / dimmer	Bed / Trolley 1.45m
G-A2-029		Observation Bay - Ensuite	1	Bathroom	28	20	Radiant Panels	Remote Sensor Adj.	No	None	Central Dirty Extract	0	10	Negative	None	43	41	200	n/a	None	A	80	Automatic Controls	Floor 0m
G-A2-030		Observation Bay - Toilet	1	Toilet	28	18	Adjacent Space Transfer Air	None	No	None	Central Dirty Extract	0	10	Negative	None	n/a	41	200	n/a	None	A	80	Automatic Controls	Floor 0m
G-A2-031		Single Room 1	1	Bedroom	28	18	Radiant Panels	Remote Sensor Adj.	Yes	Comfort Cooled Fresh Air	Natural & Central Supply Air	4	via ensuite	Balanced	F7	43	41	100	5	300	A	80	Switch / Dimmer	Bed / Trolley 1.45m
G-A2-032		Room 1 - Ensuite	1	Bathroom	28	20	Adjacent Space Transfer Air	None	No	None	Central Dirty Extract	0	Minimum 10	Negative	None	n/a	41	200	n/a	None	A	80	Automatic Controls	Floor 0m
G-A2-033		Single Room 2	1	Bedroom	28	18	Radiant Panels	Remote Sensor Adj.	Yes	Comfort Cooled Fresh Air	Natural & Central Supply Air	4	via ensuite	Balanced	F7	43	41	100	5	300	A	80	Switch / Dimmer	Bed / Trolley 1.45m
G-A2-034		Room 2 - Ensuite	1	Bathroom	28	20	Radiant Panels	Remote Sensor Adj.	No	None	Central Dirty Extract	0	Minimum 10	Negative	None	43	41	200	n/a	None	A	80	Automatic Controls	Floor 0m
G-A2-035		Single Room 3	1	Bedroom	28	18	Radiant Panels	Remote Sensor Adj.	Yes	Comfort Cooled Fresh Air	Natural & Central Supply Air	4	via ensuite	Balanced	F7	43	41	100	5	300	A	80	Switch / Dimmer	Bed / Trolley 1.45m
G-A2-036		Room 3 - Ensuite	1	Bathroom	28	20	Adjacent Space Transfer Air	None	No	None	Central Dirty Extract	0	Minimum 10	Negative	None	n/a	41	200	n/a	None	A	80	Automatic Controls	Floor 0m
G-A2-037		Single Room 4	1	Bedroom	28	18	Radiant Panels	Remote Sensor Adj.	Yes	Comfort Cooled Fresh Air	Natural & Central Supply Air	4	via ensuite	Balanced	F7	43	41	100	5	300	A	80	Switch / Dimmer	Bed / Trolley 1.45m
G-A2-038		Room 4 - Ensuite	1	Bathroom	28	20	Radiant Panels	Remote Sensor Adj.	No	None	Central Dirty Extract	0	Minimum 10	Negative	None	43	41	200	n/a	None	A	80	Automatic Controls	Floor 0m
G-A2-039		Treatment Room	1	Treatment Room	25	18	Radiant Panels	Remote Sensor Adj.	Yes	Comfort Cooled Fresh Air	Central Supply Air	10	0	Positive	F7	43	41	500	n/a	1000	A	90	Switch	Bed / Trolley 1.45m
G-A2-040		Dining / Play Room	1	Common room/staff room/lounge	28	18	Radiant Panels	Remote Sensor Adj.	Yes	Comfort Cooled Fresh Air	Central Supply and Extract	7	8	Negative	F7	43	41	300	n/a	None	A	80	Switch	Floor 0m
G-A2-041		Ward Kitchen	1	Ward Kitchen	28	18	Radiant Panels	Remote Sensor Adj.	No	None	Central General Extract	0	6	Negative	None	43	60	500	n/a	None	A	80	Switch	General working plane 1m
G-A2-042		Single Room 7	1	Bedroom	28	18	Radiant Panels	Remote Sensor Adj.	Yes	Comfort Cooled Fresh Air	Natural & Central Supply Air	4	via ensuite	Balanced	F7	43	41	100	5	300	A	80	Switch / Dimmer	Bed / Trolley 1.45m
G-A2-043		Room 7 - Ensuite	1	Bathroom	28	20	Radiant Panels	Remote Sensor Adj.	No	None	Central Dirty Extract	0	Minimum 10	Negative	None	43	41	200	n/a	None	A	80	Automatic Controls	Floor 0m
G-A2-044		Single Room 8	1	Bedroom	28	18	Radiant Panels	Remote Sensor Adj.	Yes	Comfort Cooled Fresh Air	Central Supply and Extract Air	6	6 via bedroom & ensuite					100	5	300	A	80	Switch / Dimmer	Bed / Trolley 1.45m
G-A2-045		Room 8 - Ensuite	1	Bathroom	28	20	Adjacent Space Transfer Air	None	No	None	Central Dirty Extract	0	10					200	n/a	None	A	80	Automatic Controls	Floor 0m
G-A2-046		Bay 2	1	Multi-bed Wards	28	18	Radiant Panels	Remote Sensor Adj.	Yes	Ceiling Cassette - Chilled Water	Natural and Central Supply Air	4	via ensuite	positive to ensuite	F7	43	41	100	5	300	A	80	switch / dimmer	Bed / Trolley 1.45m
G-A2-047		Bay 2 - Toilet	1	Toilet	28	18	Adjacent Space Transfer Air	None	No	None	Central Dirty Extract	0	10	Negative	None	n/a	41	200	n/a	None	A	80	Automatic Controls	Floor 0m
G-A2-048		Bay 2 - Ensuite	1	Bathroom	28	20	Radiant Panels	Remote Sensor Adj.	No	None	Central Dirty Extract	0	10	Negative	None	43	41	200	n/a	None	A	80	Automatic Controls	Floor 0m
G-A2-049		Touchdown Base 3	1	staff base	28	18	Radiant Panels	Remote Sensor Adj.	No	None	None	0	0	n/a	None	43	n/a	200/300	n/a	1000	A	80	Switch / Dimmer	General working plane 1m
G-A2-050		Single Room 9	1	Bedroom	28	18	Radiant Panels	Remote Sensor Adj.	Yes	Ceiling Cassette - Chilled Water	Natural & Central Supply Air	4	via ensuite	Balanced	F7	43	41	100	5	300	A	80	Switch / Dimmer	Bed / Trolley 1.45m
G-A2-051		Room 9 - Ensuite	1	Bathroom	28	20	Radiant Panels	Remote Sensor Adj.	No	None	Central Dirty Extract	0	Minimum 10	Negative	None	43	41	200	n/a	None	A	80	Automatic Controls	Floor 0m
G-A2-052		Single Room 10	1	Bedroom	28	18	Radiant Panels	Remote Sensor Adj.	Yes	Ceiling Cassette - Chilled Water	Natural & Central Supply Air	4	via ensuite	Balanced	F7	43	41	100	5	300	A	80	Switch / Dimmer	Bed / Trolley 1.45m
G-A2-053		Room 10 - Ensuite	1	Bathroom	28	20	Adjacent Space Transfer Air	None	No	None	Central Dirty Extract	0	Minimum 10	Negative	None	n/a	41	200	n/a	None	A	80	Automatic Controls	Floor 0m
G-A2-054		Bay 1	1	Multi-bed Wards	28	18	Radiant Panels	Remote Sensor Adj.	Yes	Ceiling Cassette - Chilled Water	Natural and Central Supply Air	4	via ensuite	positive to ensuite	F7	43	41	100	5	300	A	80	switch / dimmer	Bed / Trolley 1.45m
G-A2-055		Bay 1 - Ensuite	1	Bathroom	28	20	Adjacent Space Transfer Air	None	No	None	Central Dirty Extract	0	10	Negative	None	n/a	41	200	n/a	None	A	80	Automatic Controls	Floor 0m
G-A2-056		Bay 1 - Toilet	1	Toilet	28	18	Radiant Panels	Remote Sensor Adj.	No	None	Central Dirty Extract	0	10	Negative	None	43	41	200	n/a	None	A	80	Automatic Controls	Floor 0m
G-A2-058		Single Room 11	1	Bedroom	28	18	Radiant Panels	Remote Sensor Adj.	Yes	Comfort Cooled Fresh Air	Natural & Central Supply Air	4	via ensuite	Balanced	F7	43	41	100	5	300	A	80	Switch / Dimmer	Bed / Trolley 1.45m
G-A2-059		Room 11 - Ensuite	1	Bathroom	28	20	Radiant Panels	Remote Sensor Adj.	No	None	Central Dirty Extract	0	Minimum 10	Negative	None	43	41	200	n/a	None	A	80	Automatic Controls	Floor 0m
G-A2-060		Single Room 12	1	Bedroom	28	18	Radiant Panels	Remote Sensor Adj.	Yes	Comfort Cooled Fresh Air	Natural & Central Supply Air	4	via ensuite	Balanced	F7	43	41	100	5	300	A	80	Switch / Dimmer	Bed / Trolley 1.45m
G-A2-061		Room 12 - Ensuite	1	Bathroom	28	20	Adjacent Space Transfer Air	None	No	None	Central Dirty Extract	0	Minimum 10	Negative	None	n/a	41	200	n/a	None	A	80	Automatic Controls	Floor 0m
G-A2-062		WC - Staff	1	Toilet	28	18	Adjacent Space Transfer Air	None	No	None	Central Dirty Extract	0	10	Negative	None	n/a	41	200	n/a	None	A	80	Automatic Controls	Floor 0m
G-A2-063		Linen Bay (1 Trolley)	1	Storage Area Equipment	28	16	Adjacent Space Transfer Air	None	No	None	Central General Extract	0	3	Negative	None	n/a	n/a	200	n/a	None	A	80	Automatic Controls	Floor 0m
G-A2-064		Store - Equipment	1	Storage Area Equipment	28	16	Adjacent Space Transfer Air	None	No	None	Central General Extract	0	3	Negative	None	n/a	n/a	200	n/a	None	A	80	Automatic Controls	Floor 0m
G-A2-065		Single Room 16	1	Bedroom	28	18	Radiant Panels	Remote Sensor Adj.	Yes	Comfort Cooled Fresh Air	Natural & Central Supply Air	4	via ensuite	Balanced	F7	43	41	100	5	300	A	80	Switch / Dimmer	Bed / Trolley 1.45m
G-A2-066		Room 16 - Ensuite	1	Bathroom	28	20	Adjacent Space Transfer Air	None	No	None	Central Dirty Extract	0	Minimum 10	Negative	None	n/a	41	200	n/a	None	A	80	Automatic Controls	Floor 0m
G-A2-067		Single Room 14	1	Bedroom	28	18	Radiant Panels	Remote Sensor Adj.	Yes	Comfort Cooled Fresh Air	Natural & Central Supply Air	4	via ensuite	Balanced	F7	43	41	100	5	300	A	80	Switch / Dimmer	Bed / Trolley 1.45m
G-A2-068		Room 14 - Ensuite	1	Bathroom	28	20	Adjacent Space Transfer Air	None	No	None	Central Dirty Extract	0	Minimum 10	Negative	None	n/a	41	200	n/a	None	A	80	Automatic Controls	Floor 0m
G-A2-069		Touchdown Base 4	1	Staff base	28	18	Radiant Panels	Remote Sensor Adj.	Yes	Comfort Cooled Fresh Air	Central Supply Air	2 people at 10 l/s per person (8ach)	0	Positive	F7	43	n/a	200/300	n/a	1000	A	80	Switch / Dimmer	General working plane 1m
G-A2-070		Single Room 15	1	Bedroom	28	18	Radiant Panels	Remote Sensor Adj.	Yes	Comfort Cooled Fresh Air	Natural & Central Supply Air	4	via ensuite	Balanced	F7	43	41	100	5	300	A	80	Switch / Dimmer	Bed / Trolley 1.45m
G-A2-071		Room 15 - Ensuite	1	Bathroom	28	20	Radiant Panels	Remote Sensor Adj.	No	None	Central Dirty Extract	0	Minimum 10	Negative	None	43	41	200	n/a	None	A	80	Automatic Controls	Floor 0m
G-A2-072		Single Room 17	1	Isolation Bedroom	28	21	Adjacent Space Transfer Air	Local / BMS Adjustable Sensor	Yes	Comfort Cooled Fresh Air	Supply Via Lobby	10	10 via the ensuite	Balanced	H14	n/a	41	100	5	300	A	80	Switch / Dimmer	Bed / Trolley 1.45m
G-A2-073		Room 17 - Ensuite	1	Bathroom	28	20	Adjacent Space Transfer Air	None	No	None	Central Dirty Extract	0	43	Negative	None	n/a	41	200	n/a	None	A	80	Automatic Controls	Floor 0m
G-A2-074		Room 17 - Lobby	1	Isolation Lobby	28	21	Warm Air - Reheat Battery	Local / BMS Adjustable Sensor	Yes	Comfort Cooled Fresh Air	Central Supply	46	0	Positive	H14	n/a	41	200	n/a	None	A	80	Automatic Controls	Floor 0m
G-A2-075 A&B		Store - General	1	Storage Area Equipment	28	16	Adjacent Space Transfer Air	None	No	None	Central General Extract	0	3	Negative	None	n/a	n/a	200	n/a	None	A	80	Automatic Controls	Floor 0m
G-A2-076		Patients' Assisted Bathroom	1	Bathroom	28	20	Radiant Panels	Remote Sensor Adj.	No	None	Central Dirty Extract	0	10	Negative	None	43	41	200	n/a	None	A	80	Switch	Floor 0m
G-A2-077		Multi-Disciplinary Office	1	Multi Disciplinary Work Areas	28	18	Radiant Panels	Remote Sensor Adj.	Yes	Ceiling Cassette - Chilled Water	Central Supply and Extract	6	4	Positive	F7	43	n/a	300	n/a	None	A	80	Automatic Controls	
G-A2-078		Senior Charge Nurse Office	1	Cellular / Ward Offices	28	18	Radiant Panels	Remote Sensor Adj.	Yes	Ceiling Cassette - Chilled Water	Central Supply and Extract	4	3	Positive	F7	43	n/a	300	n/a	None	A	80	Switch	

Kolodziejczyk, Kamil K:
Appears different to other bedrooms. Is extract being provided to the bedroom as well as ensuite?

Kolodziejczyk, Kamil K:
Should the switch be provided to all multidisciplinary work areas?

RHSC / DCN Environmental Matrix

Kolodziejczyk, Kamil K:
Should the switch be provided to all multidisciplinary work areas?

Room No.	Department		Room Name	Qty	Room Function	Temp (max)	Temp (min)	Heating Type	Heating Control	Cooling (present)	Cooling (type)	Ventilation (type)	Supply (ac/hr)	Extract (ac/hr)	Relative pressure	Min filtration	Surface temp	Water temp	Normal lux	Night lux	Local lux	Standby grade	Colour render	Control	
G-A2-079			On-Call Consultant Office (2 Person)	1	Cellular / Ward Offices	28	18	Radiant Panels	Remote Sensor Adj.	Yes	Ceiling Cassette - Chilled Water	Central Supply and Extract	4	3	Positive	F7	43	n/a	300	n/a	None	A	80	Switch	Desk 0.75 to 0.85m
G-A2-080			DSR	1	DSR	28	18	Adjacent Space Transfer Air	None	No	None	Central Dirty Extract	0	6	Negative	None	n/a	60	100	n/a	None	A	80	Automatic Controls	Floor 0m
G-A2-081			Clinical Coordination Office (2 Person)	1	Cellular / Ward Offices	28	18	Radiant Panels	Remote Sensor Adj.	Yes	Ceiling Cassette - Chilled Water	Central Supply and Extract	4	3	Positive	F7	43	n/a	300	n/a	None	A	80	Switch	Desk 0.75 to 0.85m
G-A2-082			Disposal Hold	1	Disposal Hold	28	16	Adjacent Space Transfer Air	None	No	None	Central Dirty Extract	0	6	Negative	None	n/a	n/a	200	n/a	None	A	80	Automatic Controls	Floor 0m
G-A2-083			Patient Interview Room	1	Meeting Room	25	18	Radiant Panels	Remote Sensor Adj.	Yes	Ceiling Cassette - Chilled Water	Central Supply and Extract	6 people at 10 l/s per person (9ach)	6 people at 10 l/s per person (9ach)	Balanced	F7	43	n/a	300	n/a	None	A	80	Switch	Desk 0.75 to 0.85m
G-A2-084			Dirty Utility	1	Dirty utility	28	18	Adjacent Space Transfer Air	None	No	None	Central Dirty Extract	0	6	Negative	None	n/a	41	200	n/a	None	A	80	Automatic Controls	Floor 0m
G-A2-001			Corridor	1	Corridor	28	18	Radiant Panels	Remote Sensor Adj.	No	None	None	0	0	n/a	None	43	41	200	n/a	None	A	80	Automatic Controls	Floor 0m
G-A2-057			Corridor	1	Corridor	28	18	Radiant Panels	Remote Sensor Adj.	No	None	None	0	0	n/a	None	43	41	200	n/a	None	A	80	Automatic Controls	Floor 0m
G-A2-085			Corridor	1	Corridor	28	18	Adjacent Space Transfer	None	No	None	None	0	0	n/a	None	n/a	n/a	200	n/a	None	A	80	Automatic Controls	Floor 0m
G-A2-086			Switch Cupboard	1	Switch Cupboard	Not Controlled	Not Controlled	None	None	No	None	None	0	0	n/a	None	n/a	n/a	100	n/a	None	A	80	Automatic Controls	Floor 0m
G-A2-088			Switch Cupboard	1	Switch Cupboard	Not Controlled	Not Controlled	None	None	No	None	None	0	0	n/a	None	n/a	n/a	100	n/a	None	A	80	Automatic Controls	Floor 0m
G-A2-089			Switch Cupboard	1	Switch Cupboard	Not Controlled	Not Controlled	None	None	No	None	None	0	0	n/a	None	n/a	n/a	100	n/a	None	A	80	Automatic Controls	Floor 0m
G-A3-001	A3	PARU / Emergency / Radiology Shared Support	Staff Room	1	Common room/staff room/lounge	28	18	Radiant Panels	Remote Sensor Adj.	Yes	Comfort Cooled Fresh Air	Central Supply and Extract	6	8	Negative	F7	43	41	300	n/a	None	A	80	Switch	Floor 0m
G-A3-002			Seminar & Training Room	1	Meeting Room	25	18	Radiant Panels	Remote Sensor Adj.	Yes	Ceiling Cassette - Chilled Water	Central Supply and Extract	22 people at 10 l/s per person (9ach)	22 people at 10 l/s per person (9ach)	Balanced	F7	43	n/a	300	n/a	None	A	80	Switch	Desk 0.75 to 0.85m
G-A3-003			Meeting / Case Conference Room	1	Meeting Room	25	18	Radiant Panels	Remote Sensor Adj.	Yes	Ceiling Cassette - Chilled Water	Central Supply and Extract	25 people at 10 l/s per person (11ach)	25 people at 10 l/s per person (11ach)	Balanced	F7	43	n/a	300	n/a	None	A	80	Switch	Desk 0.75 to 0.85m
G-A3-004			Lobby	1	Lobby	18	28	Radiant Panels	Remote Sensor Adj.	No	None	None	0	0	n/a	None	43	n/a	200	n/a	None	A	80	Automatic Controls	Floor 0m
G-A3-005			Switch Cupboard	1	Switch Cupboard	Not Controlled	Not Controlled	None	None	No	None	Central General Extract	0	3	Negative	None	n/a	n/a	100	n/a	None	A	80	Automatic Controls	Floor 0m
1-B1-002			Retrieval Equipment Store	1	Storage Area Equipment	28	16	Adjacent Space Transfer Air	None	No	None	Central General Extract	0	3	Negative	None	n/a	n/a	200	n/a	None	A	80	Automatic Controls	Floor 0m
1-B1-003			Staff Room	1	Common room/staff room/lounge	28	18	Radiant Panels	Remote Sensor Adj.	Yes	Comfort Cooled Fresh Air	Central Supply and Extract	6	8	Negative	F7	43	41	300	n/a	None	A	80	Switch	Floor 0m
1-B1-004			Senior Charge Nurse Office	1	Cellular / Ward Offices	28	18	Radiant Panels	Remote Sensor Adj.	Yes	Ceiling Cassette - Chilled Water	Central Supply and Extract	4	3	Positive	F7	43	n/a	300	n/a	None	A	80	Switch	Desk 0.75 to 0.85m
1-B1-005			WC - Staff	1	Toilet	28	18	Adjacent Space Transfer Air	None	No	None	Central Dirty Extract	0	10	Negative	None	n/a	41	200	n/a	None	A	80	Automatic Controls	Floor 0m
1-B1-006			WC - Staff	1	Toilet	28	18	Adjacent Space Transfer Air	None	No	None	Central Dirty Extract	0	10	Negative	None	n/a	41	200	n/a	None	A	80	Automatic Controls	Floor 0m
1-B1-007			Equipment Service Room	1	Small Workshop	28	18	Radiant Panels	Remote Sensor Adj.	Yes	Comfort Cooled Fresh Air	Central Supply and Extract	4	6	Negative	F7	43	41	300	n/a	None	A	80	Switch	Desk 0.75 to 0.85m
1-B1-008			IPS Room	1	IPS Room	30	18	Adjacent Space Transfer Air	None	No	None	Central General Extract	0	3	Negative	None	n/a	n/a	200	n/a	None	A	80	Automatic Controls	Floor 0m
1-B1-009			Bay 1	1	Multi-bed Wards	28	18	Radiant Panels	Remote Sensor Adj.	Yes	Comfort Cooled Fresh Air	Natural and Central Supply Air	4	1.7	positive	F7	43	41	100	5	300	A	80	switch / dimmer	Bed / Trolley 1.45m
1-B1-010			Gas Cylinder Store	1	Storage Area Med Gas	28	16	Adjacent Space Transfer Air	None	No	None	Central General Extract	0	7	Negative	None	n/a	n/a	200	n/a	None	A	80	Automatic Controls	Floor 0m
1-B1-011			Multidisciplinary Work Area PICU	1	Multi Disciplinary Work Areas	28	18	Radiant Panels	Remote Sensor Adj.	Yes	Ceiling Cassette - Chilled Water	Central Supply and Extract	6	4	Positive	F7	43	n/a	400	n/a	None	A	80	Switch	Desk 0.75 to 0.85m
1-B1-012			Staff Base 1	1	Cellular / Ward Offices	28	18	Radiant Panels	Remote Sensor Adj.	Yes	Comfort Cooled Fresh Air	Central Supply and Extract	4	3	Positive	F7	43	n/a	300	n/a	None	A	80	Switch	Desk 0.75 to 0.85m
1-B1-014			Resuscitation Trolley Bay	1	Circulation Equipment Storage Bays	28	16	Adjacent Space Transfer Air	None	No	None	Central General Extract	0	3	Negative	None	n/a	n/a	200	n/a	None	A	80	Automatic Controls	Floor 0m
1-B1-015			Lobby 5	1	Isolation Lobby	28	21	Warm Air - Reheat Battery	Local / BMS Adjustable Sensor	Yes	Comfort Cooled Fresh Air	Central Supply	55	0	Positive	H14	n/a	41	200	n/a	None	A	80	Automatic Controls	Floor 0m
1-B1-016			Single Room 5 Isolation	1	Isolation Bedroom	28	21	Adjacent Space Transfer Air	BMS Adjustable Sensor	Yes	Comfort Cooled Fresh Air	Supply via lobby	10	10	Balanced	H14	n/a	41	100	5	300	A	80	Switch / Dimmer	Bed / Trolley 1.45m
1-B1-017			Single Room 6 Isolation	1	Isolation Bedroom	28	21	Adjacent Space Transfer Air	BMS Adjustable Sensor	Yes	Comfort Cooled Fresh Air	Supply via lobby	10	10	Balanced	H14	n/a	41	100	5	300	A	80	Switch / Dimmer	Bed / Trolley 1.45m
1-B1-018			Lobby 6	1	Isolation Lobby	28	21	Warm Air - Reheat Battery	Local / BMS Adjustable Sensor	Yes	Comfort Cooled Fresh Air	Central Supply	55	0	Positive	H14	n/a	41	200	n/a	None	A	80	Automatic Controls	Floor 0m
1-B1-019			Single Room 8	1	Bedroom	28	18	Radiant Panels	Remote Sensor Adj.	Yes	Ceiling Cassette - Chilled Water	Central Supply & Extract	4	4	Balanced	F7	43	41	100	5	300	A	80	Switch / Dimmer	Bed / Trolley 1.45m
1-B1-020			Single Room 7	1	Bedroom	28	18	Radiant Panels	Remote Sensor Adj.	Yes	Comfort Cooled Fresh Air	Central Supply & Extract	4	4	Balanced	F7	43	41	100	5	300	A	80	Switch / Dimmer	Bed / Trolley 1.45m
1-B1-021			Single Room 9	1	Bedroom	28	18	Radiant Panels	Remote Sensor Adj.	Yes	Comfort Cooled Fresh Air	Central Supply & Extract	4	4	Balanced	F7	43	41	100	5	300	A	80	Switch / Dimmer	Bed / Trolley 1.45m
1-B1-023			Staff Base 2	1	Cellular / Ward Offices	28	18	Radiant Panels	Remote Sensor Adj.	Yes	Comfort Cooled Fresh Air	Central Supply and Extract	4	3	Positive	F7	43	n/a	300	n/a	None	A	80	Switch	Desk 0.75 to 0.85m
1-B1-024			Resuscitation Trolley Bay	1	Circulation Equipment Storage Bays	28	16	Adjacent Space Transfer	None	No	None	None	0	0	n/a	None	n/a	n/a	200	n/a	None	A	80	Automatic Controls	Floor 0m
1-B1-025			Lobby 10	1	Isolation Lobby	28	21	Warm Air - Reheat Battery	Local / BMS Adjustable Sensor	Yes	Comfort Cooled Fresh Air	Central Supply	62	0	Positive	H14	n/a	41	200	n/a	None	A	80	Automatic Controls	Floor 0m
1-B1-026			Single Room 10 - Isolation	1	Isolation Bedroom	28	21	Adjacent Space Transfer Air	BMS Adjustable Sensor	Yes	Comfort Cooled Fresh Air	Supply via lobby	10	10	Balanced	H14	n/a	41	100	5	300	A	80	Switch / Dimmer	Bed / Trolley 1.45m
1-B1-027			Clean Utility	1	Clean Utility	28	18	Radiant Panels	Remote Sensor Adj.	Yes	Comfort Cooled Fresh Air	Central Supply Air	6	0	Positive	F7	43	41	150	n/a	None	A	80	Automatic Controls	General working plane 1m
1-B1-028			Bed/Patient Chair / Buggy Storage	1	Storage Area Equipment	28	16	Adjacent Space Transfer Air	None	No	None	Central General Extract	0	3	Negative	None	n/a	n/a	200	n/a	None	A	80	Automatic Controls	Floor 0m
1-B1-029			Dirty Utility	1	Dirty utility	28	18	Adjacent Space Transfer Air	None	No	None	Central Dirty Extract	0	6	Negative	None	n/a	41	200	n/a	None	A	80	Automatic Controls	Floor 0m
1-B1-030			Linen Bay (1 Trolley)	1	Linen Bay	28	16	Adjacent Space Transfer	None	No	None	None	0	0	n/a	None	n/a	n/a	100 (KNX)	n/a	None	A	80	Automatic Controls	Floor 0m
1-B1-031			Bay 2	1	Multi-bed Wards	28	18	Radiant Panels	Remote Sensor Adj.	Yes	Comfort Cooled Fresh Air	Central Supply & Extract	4	1.8	positive	F7	43	41	100	5	300	A	80	switch / dimmer	Bed / Trolley 1.45m
1-B1-032			Patients' Assisted Bathroom	1	Bathroom	28	20	Radiant Panels	Remote Sensor Adj.	No	None	Central Dirty Extract	0	10	Negative	None	43	41	200	n/a	None	A	80	Switch	Floor 0m
1-B1-033			Lobby 16	1	Isolation Lobby	28	21	Warm Air - Reheat Battery	Local / BMS Adjustable Sensor	Yes	Comfort Cooled Fresh Air	Central Supply	45	0	Positive	H14	na	41	200	n/a	None	A	80	Automatic Controls	Floor 0m
1-B1-034			Linen Bay (1 Trolley)	1	Linen Bay	28	16	Adjacent Space Transfer	None	No	None	None	0	0	n/a	None	n/a	n/a	100 (KNX)	n/a	None	A	80	Automatic Controls	Floor 0m
1-B1-035			Hoist Bay	1	Circulation Equipment Storage Bays	28	16	Adjacent Space Transfer Air	None	No	None	Central General Extract	0	3	Negative	None	n/a	n/a	200	n/a	None	A	80	Automatic Controls	Floor 0m
1-B1-036			Single Room 16 Isolation	1	Isolation Bedroom	28	21	Adjacent Space Transfer Air	BMS Adjustable Sensor	Yes	Comfort Cooled Fresh Air	Supply via lobby	10	10	Balanced	H14	n/a	41	100	5	300	A	80	Switch / Dimmer	Bed / Trolley 1.45m

RHSC / DCN Environmental Matrix

Room No.	Department		Room Name	Qty	Room Function	Temp (max)	Temp (min)	Heating Type	Heating Control	Cooling (present)	Cooling (type)	Ventilation (type)	Supply (ac/hr)	Extract (ac/hr)	Relative pressure	Min filtration	Surface temp	Water temp	Normal lux	Night lux	Local lux	Standby grade	Colour render	Control	Plane
1-B1-037	B1	PICU and HDU's - 24 Beds	Single Room 17	1	Bedroom	28	18	Radiant Panels	Remote Sensor Adj.	Yes	Comfort Cooled Fresh Air	Central Supply & Extract	4	4	Balanced	F7	43	41	100	5	300	A	80	Switch / Dimmer	Bed / Trolley 1.45m
1-B1-038			Staff Base 3	1	Staff Base	28	18	Radiant Panels	Remote Sensor Adj.	Yes	Comfort Cooled Fresh Air	Central Supply and Extract	4	3	Positive	F7	43	n/a	200/300	n/a	None	A	80	Switch / Dimmer	General working plane 1m
1-B1-039			Resuscitation Trolley Bay	1	Circulation Equipment Storage Bays	28	16	Adjacent Space Transfer Air	None	No	None	Central General Extract	0	3	Negative	None	n/a	n/a	200	n/a	None	A	80	Automatic Controls	Floor 0m
1-B1-041			Clean Utility	1	Clean Utility	28	18	Radiant Panels	Remote Sensor Adj.	Yes	Comfort Cooled Fresh Air	Central Supply Air	6	0	Positive	F7	43	41	150	n/a	None	A	80	Automatic Controls	General working plane 1m
1-B1-042			Multidisciplinary Work Area HDU	1	Multi Disciplinary Work Areas	28	18	Radiant Panels	Remote Sensor Adj.	Yes	Comfort Cooled Fresh Air	Central Supply and Extract	6	4	Positive	F7	43	n/a	400	n/a	None	A	80	Switch	Desk 0.75 to 0.85m
1-B1-043			Laboratory	1	Laboratory	25	18	Radiant Panels	Remote Sensor Adj.	Yes	Ceiling Cassette - Chilled Water	Central Supply and Extract	6	6	Balanced	F7	43	60	500	n/a	None	A	80	Switch	General working plane 1m
1-B1-044			IPS Room	1	IPS Room	30	18	Adjacent Space Transfer Air	None	No	None	Central General Extract	0	3	Negative	None	n/a	n/a	200	n/a	None	A	80	Automatic Controls	Floor 0m
1-B1-045			Quiet / Interview Room	1	Meeting Room	25	18	Radiant Panels	Remote Sensor Adj.	Yes	Wall Mounted Unit	Central Supply and Extract	4 people at 10 l/s per person (7ach)	4 people at 10 l/s per person (7ach)	Balanced	F7	43	n/a	300	n/a	None	A	80	Switch	Desk 0.75 to 0.85m
1-B1-046			Store - Equipment	1	Storage Area Equipment	28	16	Radiant Panels	Remote Sensor Adj.	No	None	Central General Extract	0	3	Negative	None	43	n/a	200	n/a	None	A	80	Automatic Controls	Floor 0m
1-B1-047			Family Interview Room	1	Meeting Room	25	18	Radiant Panels	Remote Sensor Adj.	Yes	Ceiling Cassette - Chilled Water	Central Supply and Extract	5 people at 10 l/s per person (5ach)	5 people at 10 l/s per person (5ach)	Balanced	F7	43	n/a	300	n/a	None	A	80	Switch	Desk 0.75 to 0.85m
1-B1-048			On call consultant	1	Cellular / Ward Offices	28	18	Radiant Panels	Remote Sensor Adj.	Yes	Comfort Cooled Fresh Air	Central Supply and Extract	6	4	Positive	F7	43	n/a	300	n/a	None	A	80	Switch	Desk 0.75 to 0.85m
1-B1-049			Retrieval Team	1	Cellular / Ward Offices	28	18	Radiant Panels	Remote Sensor Adj.	Yes	Wall Mounted Unit	Central Supply and Extract	6	4	Positive	F7	43	n/a	300	n/a	None	A	80	Switch	Desk 0.75 to 0.85m
1-B1-050			Bulk Supplies Store	1	Storage Area Equipment	28	16	Radiant Panels	Remote Sensor Adj.	No	None	Central General Extract	0	3	Negative	None	43	n/a	200	n/a	None	A	80	Automatic Controls	Floor 0m
1-B1-051			Data Manager & Secretarial Office (3 person)	1	Cellular / Ward Offices	28	18	Radiant Panels	Remote Sensor Adj.	Yes	Comfort Cooled Fresh Air	Central Supply and Extract	6	4	Positive	F7	43	n/a	300	n/a	None	A	80	Switch	Desk 0.75 to 0.85m
1-B1-055			Waiting Area (Visitors)	1	Waiting Room	28	18	Radiant Panels	Remote Sensor Adj.	Yes	Comfort Cooled Fresh Air	Central Supply and Extract	5	5	Balanced	F7	43	n/a	300	n/a	None	A	80	Switch	Floor 0m
1-B1-056			WC - Wheelchair accessible	1	Toilet	28	18	Adjacent Space Transfer Air	None	No	None	Central Dirty Extract	0	10	Negative	None	n/a	41	200	n/a	None	A	80	Automatic Controls	Floor 0m
1-B1-057			X-Ray Processing	1	Diagnostic room	25	18	Radiant Panels	Remote Sensor Adj.	Yes	Comfort Cooled Fresh Air	Central Supply and Extract	8	8	Balanced	F7	43	41	300	n/a	1000	A	80	Switch / Dimmer	General working plane 1m
1-B1-058			Mobile X-Ray / Ultrasound Bay	1	Circulation Equipment Storage Bays	28	16	Adjacent Space Transfer Air	None	Yes	Comfort Cooled Fresh Air	Central Supply & Extract	8	8	Balanced	F7	n/a	n/a	200	n/a	None	A	80	Automatic Controls	Floor 0m
1-B1-059			Cardiac Echo/ECG Bay	1	Circulation Equipment Storage Bays	28	16	Adjacent Space Transfer Air	None	No	None	Central General Extract	0	8	Negative	None	n/a	n/a	200	n/a	None	A	80	Automatic Controls	Floor 0m
1-B1-060			Seminar Room	1	Meeting Room	25	18	Radiant Panels	Remote Sensor Adj.	Yes	Ceiling Cassette - Chilled Water	Central Supply and Extract	19 people at 10 l/s per person (7ach)	19 pe...	...F7	43	n/a	300	n/a	None	A	80	Switch	Desk 0.75 to 0.85m
1-B1-061			Disposal Hold	1	Disposal Hold	28	16	Adjacent Space Transfer Air	None	No	None	Central Dirty Extract	0	0	Negative	None	n/a	n/a	200	n/a	None	A	80	Automatic Controls	Floor 0m
1-B1-062			WC - Staff	1	Toilet	28	18	Adjacent Space Transfer Air	None	No	None	Central Dirty Extract	0	10	Negative	None	n/a	41	200	n/a	None	A	80	Automatic Controls	Floor 0m
1-B1-063			Bay 3	1	Multi-bed Wards	28	18	Radiant Panels	Remote Sensor Adj.	Yes	Comfort Cooled Fresh Air	Central Supply & Extract	4	3	Positive	F7	43	41	100	5	300	A	80	switch / dimmer	Bed / Trolley 1.45m
1-B1-064			Dirty Utility	1	Dirty utility	28	18	Adjacent Space Transfer Air	None	No	None	Central Dirty Extract	0	6	Negative	None	n/a	41	200	n/a	None	A	80	Automatic Controls	Floor 0m
1-B1-065			Neonatal Bay 4	1	Multi-bed Wards	28	18	Radiant Panels	Remote Sensor Adj.	Yes	Comfort Cooled Fresh Air	Central Supply and Extract	4	4	Balanced	F7	43	41	100	5	300	A	80	switch / dimmer	Bed / Trolley 1.45m
1-B1-066			Clean Utility (Neo-Natal)	1	Clean Utility	28	18	Radiant Panels	Remote Sensor Adj.	Yes	Comfort Cooled Fresh Air	Central Supply Air	6	0	Positive	F7	43	41	150	n/a	None	A	80	Automatic Controls	General working plane 1m
1-B1-067			Medical Gas Store	1	Storage Area Med Gas	28	16	Adjacent Space Transfer Air	None	No	None	General Central Extract	0	6	Negative	None	n/a	n/a	200	n/a	None	A	80	Automatic Controls	Floor 0m
1-B1-068			Baby Infant / Feeding Room	1	Baby Feeding	28	18	Radiant Panels	Remote Sensor Adj.	Yes	Wall Mounted Unit	Central Dirty Extract	0	10	Negative	None	43	41	100	n/a	None	A	80	Switch	Floor 0m
1-B1-069			Staff Base 4	1	Cellular / Ward Offices	28	18	Radiant Panels	Remote Sensor Adj.	Yes	Comfort Cooled Fresh Air	Central Supply and Extract	6	4	Positive	F7	43	n/a	300	n/a	None	A	80	Switch	Desk 0.75 to 0.85m
1-B1-071			Resuscitation Trolley Bay	1	Circulation Equipment Storage Bays	28	16	Adjacent Space Transfer Air	None	No	None	None	0	0	n/a	None	n/a	n/a	200	n/a	None	A	80	Automatic Controls	Floor 0m
1-B1-072			Play Specialist Base & Store	1	Storage Area Equipment	28	16	Adjacent Space Transfer Air	None	Yes	Comfort Cooled Fresh Air	Central Supply and Extract	6	4	Positive	F7	n/a	41	200	n/a	None	A	80	Automatic Controls	Floor 0m
1-B1-073			Pantry / Milk Store	1	Pantry	28	18	Adajcent Space Transfer Air	None	Yes	Comfort Cooled Fresh Air	Central Supply and Extract	6	8	Negative	F7	n/a	41	300	n/a	None	A	80	Switch	Floor 0m
1-B1-074			Neonatal Cot 22 - Ensuite	1	Bathroom	28	20	Adjacent Space Transfer Air	None	No	None	Central Dirty Extract	0	minimum 10	Negative	None	n/a	41	200	n/a	None	A	80	Automatic Controls	Floor 0m
1-B1-075			Neonatal Cot 22	1	Bedroom	28	18	Radiant Panels	Remote Sensor Adj.	Yes	Comfort Cooled Fresh Air	Natural & Central Supply Air	4	via ensuite	Balanced	F7	43	41	100	5	300	A	80	Switch / Dimmer	Bed / Trolley 1.45m
1-B1-077			DSR	1	DSR	28	18	Adjacent Space Transfer Air	None	No	None	Central Dirty Extract	0	6	Negative	None	n/a	60	100	n/a	None	A	80	Automatic Controls	Floor 0m
1-B1-078			Relative Overnight Stay Room 1	1	Relatives Overnight Stay	28	20	Radiant Panels	Remote Sensor Adj.	Yes	Comfort Cooled Fresh Air	Central Supply Air	4	0	Positive	F7	43	n/a	100	n/a	None	A	80	Switch	Bed / Trolley 1.45m
1-B1-079			Relative Overnight Room 1 Ensuite	1	Bathroom	28	20	Adjacent Space Transfer Air	None	No	None	Central Dirty Extract	0	10	Negative	None	n/a	41	200	n/a	None	A	80	Automatic Controls	Floor 0m
1-B1-080			WC - Relatives	1	Toilet	28	18	Adjacent Space Transfer Air	None	No	None	Central Dirty Extract	0	10	Negative	None	n/a	41	200	n/a	None	A	80	Automatic Controls	Floor 0m
1-B1-082			Relative Overnight Stay Room 2	1	Relatives Overnight Stay	28	20	Radiant Panels	Remote Sensor Adj.	Yes	Comfort Cooled Fresh Air	Central Supply Air	4	0	Positive	F7	43	n/a	100	n/a	None	A	80	Switch	Bed / Trolley 1.45m
1-B1-083			Relative Overnight Room 2 - Ensuite	1	Bathroom	28	20	Adjacent Space Transfer Air	None	No	None	Central Dirty Extract	0	10	Negative	None	n/a	41	200	n/a	None	A	80	Automatic Controls	Floor 0m
1-B1-084			Relatives' Sitting Room	1	Common room/staff room/lounge	28	18	Radiant Panels	Remote Sensor Adj.	Yes	Ceiling Cassette - Chilled Water	Central Supply and Extract	6	8	Negative	F7	43	n/a	300	n/a	None	A	80	Switch	Floor 0m
1-B1-090			Equipment Cleaning	1	DSR	28	18	Adjacent Space Transfer Air	None	No	None	Central Dirty Extract	0	6	Negative	None	n/a	60	100	n/a	None	A	80	Automatic Controls	Floor 0m
1-B1-001			Corridor	1	Corridor	28	18	None	None	No	None	None	0	0	n/a	None	n/a	41	200	n/a	None	A	80	Automatic Controls	Floor 0m
1-B1-013			Corridor	1	Corridor	28	18	Radiant Panels	Remote Sensor Adj.	No	None	None	0	0	n/a	None	43	n/a	200	n/a	None	A	80	Automatic Controls	Floor 0m
1-B1-013A			Corridor	1	Corridor	28	18	None	None	No	None	None	0	0	n/a	None	n/a	n/a	200	n/a	None	A	80	Automatic Controls	Floor 0m
1-B1-013B			Corridor	1	Corridor	28	18	Radiant Panels	Remote Sensor Adj.	No	None	None	0	0	n/a	None	43	n/a	200	n/a	None	A	80	Automatic Controls	Floor 0m
1-B1-013C			Corridor	1	Corridor	28	18	None	None	No	None	None	0	0	n/a	None	n/a	n/a	200	n/a	None	A	80	Automatic Controls	Floor 0m
1-B1-022			Corridor	1	Corridor	28	18	None	None	No	None	None	0	0	n/a	None	n/a	41	200	n/a	None	A	80	Automatic Controls	Floor 0m
1-B1-040			Corridor	1	Corridor	28	18	Radiant Panels	Remote Sensor Adj.	No	None	None	0	0	n/a	None	43	41	200	n/a	None	A	80	Automatic Controls	Floor 0m
1-B1-052			Corridor	1	Corridor	28	18	Radiant Panels	Remote Sensor Adj.	No	None	None	0	0	n/a	None	43	41	200	n/a	None	A	80	Automatic Controls	Floor 0m
1-B1-070			Corridor	1	Corridor	28	18	Radiant Panels	Remote Sensor Adj.	No	None	None	0	0	n/a	None	43	41	200	n/a	None	A	80	Automatic Controls	Floor 0m

Ross Soutwell:
Please confirm ventilation rates.

RHSC / DCN Environmental Matrix

Room No.	Department	Room Name	Qty	Room Function	Temp (max)	Temp (min)	Heating Type	Heating Control	Cooling (present)	Cooling (type)	Ventilation (type)	Supply (ac/hr)	Extract (ac/hr)	Relative pressure	Min filtration	Surface temp	Water temp	Normal lux	Night lux	Local lux	Standby grade	Colour render	Control	Plane
1-B1-076		Corridor	1	Corridor	28	18	None	None	No	None	None	0	0	n/a	None	n/a	n/a	200	n/a	None	A	80	Automatic Controls	Floor 0m
1-B1-086		Corridor	1	Corridor	28	18	None	None	No	None	None	0	0	n/a	None	n/a	n/a	200	n/a	None	A	80	Automatic Controls	Floor 0m
1-B1-087		Corridor	1	Corridor	28	18	Radiant Panels	Remote Sensor Adj.	No	None	None	0	0	n/a	None	43	n/a	200	n/a	None	A	80	Automatic Controls	Floor 0m
1-B1-088		Corridor	1	Corridor	28	18	Radiant Panels	Remote Sensor Adj.	No	None	None	0	0	n/a	None	43	n/a	200	n/a	None	A	80	Automatic Controls	Floor 0m
1-B1-089		Switch Cupboard	1	Switch Cupboard	Not Controlled	Not Controlled	None	None	No	None	None	0	0	n/a	None	n/a	n/a	100	n/a	None	A	80	Automatic Controls	Floor 0m
3-C1.1-002		IPS Room	1	IPS Room	30	18	Adjacent Space Transfer Air	None	No	None	Central General Extract	0	3	Negative	None	n/a	n/a	200	n/a	None	A	80	Automatic Controls	Floor 0m
3-C1.1-003		Senior Charge Nurse Office	1	Cellular / Ward Offices	28	18	Radiant Panels	Remote Sensor Adj.	Yes	Comfort Cooled Fresh Air	Central Supply and Extract	4	3	Positive	F7	43	n/a	300	n/a	None	A	80	Switch	Desk 0.75 to 0.85m
3-C1.1-004		Single Room 4 (Transitional Care Bed)	1	Isolation Bedroom	28	21	Adjacent Space Transfer Air	BMS Adjustable Sensor	Yes	Comfort Cooled Fresh Air	Supply via lobby	10	10 via the ensuite	Balanced	H14	n/a	41	100	5	300	A	80	Switch / Dimmer	Bed / Trolley 1.45m
3-C1.1-005		Room 4 - Ensuite	1	Bathroom	28	20	Adjacent Space Transfer Air	None	No	None	Central Dirty Extract	0	25	Negative	None	n/a	41	200	n/a	None	A	80	Automatic Controls	Floor 0m
3-C1.1-006		Room 4 - Lobby	1	Isolation Lobby	28	21	Warm Air - Reheat Battery	Local / BMS Adjustable Sensor	Yes	Comfort Cooled Fresh Air	Central Supply	48	0	Positive	H14	n/a	41	200	n/a	None	A	80	Automatic Controls	Floor 0m
3-C1.1-007		Hoist Bay	1	Circulation Equipment Storage Bays	28	16	Adjacent Space Transfer Air	None	No	None	None	0	0	n/a	None	n/a	n/a	200	n/a	None	A	80	Automatic Controls	Floor 0m
3-C1.1-008		Sitting Room	1	Common room/staff room/lounge	28	18	Radiant Panels	Remote Sensor Adj.	Yes	Comfort Cooled Fresh Air	Central Supply and Extract	6	8	Negative	F7	43	n/a	300	n/a	None	A	80	Switch	Floor 0m
3-C1.1-009		Single Room 6 (Transitional Care Bed)	1	Bedroom	28	18	Radiant Panels	Remote Sensor Adj.	Yes	Comfort Cooled Fresh Air	Natural & Central Supply Air	4	via ensuite	Balanced	F7	43	41	100	5	300	A	80	Switch / Dimmer	Bed / Trolley 1.45m
3-C1.1-010		Room 6 - Ensuite	1	Bathroom	28	20	Adjacent Space Transfer Air	None	No	None	Central Dirty Extract	0	minimum 10	Negative	None	n/a	41	200	n/a	None	A	80	Automatic Controls	Floor 0m
3-C1.1-011		Touchdown Base 2	1	Staff Base	28	18	Radiant Panels	Remote Sensor Adj.	Yes	Comfort Cooled Fresh Air	Central Supply and Extract	1 person at 10l/s/per person (8ach)	0	Positive	F7	43	n/a	200/300	n/a	1000	A	80	Switch / Dimmer	General working plane 1m
3-C1.1-012		Resus Bay	1	Resus Trolley bay	28	16	Adjacent Space Transfer	None	No	None	None	0	0	n/a	None	n/a	n/a	200	n/a	None	A	80	Automatic Controls	Floor 0m
3-C1.1-013		Single Room 5 (Transitional Care Bed)	1	Bedroom	28	18	Radiant Panels	Remote Sensor Adj.	Yes	Comfort Cooled Fresh Air	Natural & Central Supply Air	4	via ensuite	Balanced	F7	43	41	100	5	300	A	80	Switch / Dimmer	Bed / Trolley 1.45m
3-C1.1-014		Room 5 - Ensuite	1	Bathroom	28	20	Radiant Panels	Remote Sensor Adj.	No	None	Central Dirty Extract	0	minimum 10	Negative	None	43	41	200	n/a	None	A	80	Automatic Controls	Floor 0m
3-C1.1-015		Single Room 7 (Transitional Care Bed)	1	Bedroom	28	18	Radiant Panels	Remote Sensor Adj.	Yes	Comfort Cooled Fresh Air	Natural & Central Supply Air	4	via ensuite	Balanced	F7	43	41	100	5	300	A	80	Switch / Dimmer	Bed / Trolley 1.45m
3-C1.1-016		Room 7 - Ensuite	1	Bathroom	28	20	Radiant Panels	Remote Sensor Adj.	No	None	Central Dirty Extract	0	minimum 10	Negative	None	43	41	200	n/a	None	A	80	Automatic Controls	Floor 0m
3-C1.1-017		DSR	1	DSR	28	18	Adjacent Space Transfer Air	None	No	None	Central Dirty Extract	0	6	Negative	None	n/a	60	100	n/a	None	A	80	Automatic Controls	Floor 0m
3-C1.1-018		Bay 2 (beds 15-18)	1	Multi-bed Wards	28	18	Radiant Panels	Remote Sensor Adj.	Yes	Comfort Cooled Fresh Air	Natural and Central Supply Air	4	via ensuite	positive to ensuite	F7	43	41	100	5	300	A	80	switch / dimmer	Bed / Trolley 1.45m
3-C1.1-019		Bay 2 - Ensuite	1	Bathroom	28	20	Radiant Panels	Remote Sensor Adj.	No	None	Central Dirty Extract	0	10	Negative	None	43	41	200	n/a	None	A	80	Automatic Controls	Floor 0m
3-C1.1-020		Bay 2 - Toilet	1	Toilet	28	18	Adjacent Space Transfer Air	None	No	None	Central Dirty Extract	0	10	Negative	None	n/a	41	200	n/a	None	A	80	Automatic Controls	Floor 0m
3-C1.1-021		Dining / Play Room	1	Eating/Drinking	28	18	Radiant Panels	Remote Sensor Adj.	Yes	Comfort Cooled Fresh Air	Central Supply and Extract	8 people at 10 l/s per person (4ach)	8 people at 10 l/s per person (4ach)	Balanced	F7	43	41	300	n/a	None	A	80	Switch	Floor 0m
3-C1.1-022		Store - Equipment	1	Storage Area Equipment	28	16	Radiant Panels	Remote Sensor Adj.	No	None	Central General Extract	0	3	Negative	None	43	n/a	200	n/a	None	A	80	Automatic Controls	Floor 0m
3-C1.1-023		Ward kitchen	1	Ward Kitchen	28	18	Radiant Panels	Remote Sensor Adj.	Yes	Ceiling Cassette - Chilled Water	Central General Extract	0	6	Negative	None	43	60	500	n/a	None	A	80	Switch	General working plane 1m
3-C1.1-024		Linen Bay (1 Trolley)	1	Linen Bay	28	16	Adjacent Space Transfer	None	No	None	None	0	0	n/a	None	n/a	n/a	100	n/a	None	A	80	Automatic Controls	Floor 0m
3-C1.1-025		Store - General	1	Storage Area Equipment	28	16	Adjacent Space Transfer Air	None	No	None	Central General Extract	0	3	Negative	None	n/a	n/a	200	n/a	None	A	80	Automatic Controls	Floor 0m
3-C1.1-026		WC - Staff	1	Toilet	28	18	Adjacent Space Transfer Air	None	No	None	Central Dirty Extract	0	10	Negative	None	n/a	41	200	n/a	None	A	80	Automatic Controls	Floor 0m
3-C1.1-027		WC - Staff	1	Toilet	28	18	Adjacent Space Transfer Air	None	No	None	Central Dirty Extract	0	10	Negative	None	n/a	41	200	n/a	None	A	80	Automatic Controls	Floor 0m
3-C1.1-028		Disposal Hold	1	Disposal Hold	28	16	Adjacent Space Transfer Air	None	No	None	Central Dirty Extract	0	6	Negative	None	n/a	n/a	200	n/a	None	A	80	Automatic Controls	Floor 0m
3-C1.1-029		Mobile X-Ray/Ultrasound Bay	1	Circulation Equipment Storage Bays	28	16	Adjacent Space Transfer Air	None	No	None	Central General Extract	0	3	Negative	None	n/a	n/a	200	n/a	None	A	80	Automatic Controls	Floor 0m
3-C1.1-030		Multi-disciplinary Office	1	Multi Disciplinary Work Areas	28	18	Radiant Panels	Remote Sensor Adj.	Yes	Comfort Cooled Fresh Air	Central Supply and Extract	4	3	Positive	F7	43	n/a	300	n/a	None	A	80	Switch	Desk 0.75 to 0.85m
3-C1.1-031		Reception / Staff Base	1	Reception	28	18	Radiant Panels	Remote Sensor Adj.	Yes	wall Mounted Unit	Central Supply Air	1 people at 10 l/s per person (3ach)	0	Positive	F7	43	n/a	300	n/a	None	A	80	Switch	Desk 0.75 to 0.85m
3-C1.1-032		Room 21 - Lobby	1	Isolation Lobby	28	21	Warm Air - Reheat Battery	Local / BMS Adjustable Sensor	Yes	Comfort Cooled Fresh Air	Central Supply	48	0	Positive	H14	n/a	41	200	n/a	None	A	80	Automatic Controls	Floor 0m
3-C1.1-033		Single Room 21	1	Isolation Bedroom	28	21	Adjacent Space Transfer Air	BMS Adjustable Sensor	Yes	Comfort Cooled Fresh Air	Supply via lobby	10	10 via the ensuite	Balanced	H14	n/a	41	100	5	300	A	80	Switch / Dimmer	Bed / Trolley 1.45m
3-C1.1-034		Room 21 - Ensuite	1	Bathroom	28	20	Adjacent Space Transfer Air	None	No	None	Central Dirty Extract	0	42	Negative	None	n/a	41	200	n/a	None	A	80	Automatic Controls	Floor 0m
3-C1.1-035		Room 20 - Lobby	1	Isolation Lobby	28	21	Warm Air - Reheat Battery	Local / BMS Adjustable Sensor	Yes	Comfort Cooled Fresh Air	Central Supply	38	0	Positive	H14	n/a	41	200	n/a	None	A	80	Automatic Controls	Floor 0m
3-C1.1-036		Single Room 20	1	Isolation Bedroom	28	21	Adjacent Space Transfer Air	BMS Adjustable Sensor	Yes	Comfort Cooled Fresh Air	Supply via lobby	10	10 via the ensuite	Balanced	H14	n/a	41	100	5	300	A	80	Switch / Dimmer	Bed / Trolley 1.45m
3-C1.1-037		Room 20 - Ensuite	1	Bathroom	28	20	Adjacent Space Transfer Air	None	No	None	Central Dirty Extract	0	42	Negative	None	n/a	41	200	n/a	None	A	80	Automatic Controls	Floor 0m
3-C1.1-038	C1	Medical Inpatients 23 Beds	1	Touchdown Base 1	28	18	Radiant Panels	Remote Sensor Adj.	No	None	Central Supply and Extract	1 person at 10l/s/per person (8ach)	1 person at 10l/s/per person (8ach)	Balanced	F7	43	n/a	200/300	n/a	1000	A	80	Switch / Dimmer	General working plane 1m
3-C1.1-039		Room 19 - Lobby	1	Isolation Lobby	28	21	Warm Air - Reheat Battery	Local / BMS Adjustable Sensor	Yes	Comfort Cooled Fresh Air	Central Supply	50	0	Positive	H14	n/a	41	200	n/a	None	A	80	Automatic Controls	Floor 0m
3-C1.1-040		Single Room 19	1	Isolation Bedroom	28	21	Adjacent Space Transfer Air	BMS Adjustable Sensor	Yes	Comfort Cooled Fresh Air	Supply via lobby	10	10 via the ensuite	Balanced	H14	n/a	41	100	5	300	A	80	Switch / Dimmer	Bed / Trolley 1.45m
3-C1.1-041		Room 19 - Ensuite	1	Bathroom	28	20	Adjacent Space Transfer Air	None	No	None	Central Dirty Extract	0	42	Negative	None	n/a	41	200	n/a	None	A	80	Automatic Controls	Floor 0m
3-C1.1-042		Clean Utility	1	Clean Utility	28	18	Radiant Panels	Remote Sensor Adj.	Yes	Comfort Cooled Fresh Air	Central Supply Air	6	0	Positive	F7	43	41	150	n/a	None	A	80	Automatic Controls	General working plane 1m
3-C1.1-043		Treatment Room	1	Treatment Room	25	18	Radiant Panels	Remote Sensor Adj.	Yes	Comfort Cooled Fresh Air	Central Supply Air	10	0	Positive	F7	43	41	500	n/a	1000	A	90	Switch	Bed / Trolley 1.45m
3-C1.1-044		Dirty Utility	1	Dirty utility	28	18	Adjacent Space Transfer Air	None	No	None	Central Dirty Extract	0	6	Negative	None	n/a	41	200	n/a	None	A	80	Automatic Controls	Floor 0m
3-C1.1-045		Touchdown Base 3	1	staff base	28	18	Radiant Panels	Remote Sensor Adj.	Yes	Comfort Cooled Fresh Air	Central Supply Air	1 person at 10l/s/per person (8ach)	0	Positive	F7	43	n/a	200/300	n/a	1000	A	80	Switch / Dimmer	General working plane 1m

Room No.	Department	Room Name	Qty	Room Function	Temp (max)	Temp (min)	Heating Type	Heating Control	Cooling (present)	Cooling (type)	Ventilation (type)	Supply (ac/hr)	Extract (ac/hr)	Relative pressure	Min filtration	Surface temp	Water temp	Normal lux	Night lux	Local lux	Standby grade	Colour render	Control	Plane
3-C1.1-046		Bay 1 (beds 10-14 excl 13)	1	Multi-bed Wards	28	18	Radiant Panels	Remote Sensor Adj.	Yes	Comfort Cooled Fresh Air	Natural and Central Supply Air	4	via ensuite	positive to ensuite	F7	43	41	100	5	300	A	80	switch / dimmer	Bed / Trolley 1.45m
3-C1.1-047		Bay 1 - Toilet	1	Toilet	28	18	Adjacent Space Transfer Air	None	No	None	Central Dirty Extract	0	10	Negative	None	n/a	41	200	n/a	None	A	80	Automatic Controls	Floor 0m
3-C1.1-048		Bay 1 - Ensuite	1	Bathroom	28	20	Radiant Panels	Remote Sensor Adj.	No	None	Central Dirty Extract	0	10	Negative	None	43	41	200	n/a	None	A	80	Automatic Controls	Floor 0m
3-C1.1-049		Patients' Assisted Bathroom	1	Bathroom	28	20	Radiant Panels	Remote Sensor Adj.	No	None	Central Dirty Extract	0	10	Negative	None	43	41	200	n/a	None	A	80	Switch	Floor 0m
3-C1.1-050		Patient Interview Room	1	Meeting Room	25	18	Radiant Panels	Remote Sensor Adj.	Yes	Ceiling Cassette - Chilled Water	Central Supply and Extract	4 people at 10 l/s per person (7ach)	4 people at 10 l/s per person (7ach)	Balanced	F7	43	n/a	300	n/a	None	A	80	Switch	Desk 0.75 to 0.85m
3-C1.1-051		Touchdown Base 4	1	staff base	28	18	Radiant Panels	Remote Sensor Adj.	Yes	Comfort Cooled Fresh Air	Central Supply and Extract	0	0	n/a	n/a	43	n/a	200/300	n/a	1000	A	80	Switch / Dimmer	General working plane 1m
3-C1.1-052		Single Room 9	1	Bedroom	28	18	Radiant Panels	Remote Sensor Adj.	Yes	Comfort Cooled Fresh Air	Natural & Central Supply Air	4	via ensuite	Balanced	F7	43	41	100	5	300	A	80	Switch / Dimmer	Bed / Trolley 1.45m
3-C1.1-053		Room 9 - Ensuite	1	Bathroom	28	20	Radiant Panels	Remote Sensor Adj.	No	None	Central Dirty Extract	0	minimum 10	Negative	None	43	41	200	n/a	None	A	80	Automatic Controls	Floor 0m
3-C1.1-054		Single Room 8	1	Bedroom	28	18	Radiant Panels	Remote Sensor Adj.	Yes	Comfort Cooled Fresh Air	Natural & Central Supply Air	4	via ensuite	Balanced	F7	43	41	100	5	300	A	80	Switch / Dimmer	Bed / Trolley 1.45m
3-C1.1-055		Room 8 - Ensuite	1	Bathroom	28	20	Adjacent Space Transfer Air	None	No	None	Central Dirty Extract	0	minimum 10	Negative	None	n/a	41	200	n/a	None	A	80	Automatic Controls	Floor 0m
3-C1.1-056		Single Room 3	1	Bedroom	28	18	Radiant Panels	Remote Sensor Adj.	Yes	Comfort Cooled Fresh Air	Natural & Central Supply Air	4	via ensuite	Balanced	F7	43	41	100	5	300	A	80	Switch / Dimmer	Bed / Trolley 1.45m
3-C1.1-057		Room 3 - Ensuite	1	Bathroom	28	20	Radiant Panels	Remote Sensor Adj.	No	None	Central Dirty Extract	0	minimum 10	Negative	None	43	41	200	n/a	None	A	80	Automatic Controls	Floor 0m
3-C1.1-058		Single Room 1	1	Bedroom	28	18	Radiant Panels	Remote Sensor Adj.	Yes	Comfort Cooled Fresh Air	Central Supply and Extract	6	6 via bedroom & ensuite	Balanced	F7	43	41	100	5	300	A	80	Switch / Dimmer	Bed / Trolley 1.45m
3-C1.1-059		Room 1 - Ensuite	1	Bathroom	28	20	Radiant Panels	Remote Sensor Adj.	No	None	Central Dirty Extract	0	10	Negative	None	43	41	200	n/a	None	A	80	Automatic Controls	Floor 0m
3-C1.1-060		Single Room 2	1	Bedroom	28	18	Radiant Panels	Remote Sensor Adj.	Yes	Comfort Cooled Fresh Air	Natural & Central Supply Air	4	via ensuite	Balanced	F7	43	41	100	5	300	A	80	Switch / Dimmer	Bed / Trolley 1.45m
3-C1.1-061		Room 2 - Ensuite	1	Bathroom	28	20	Adjacent Space Transfer Air	None	No	None	Central Dirty Extract	0	10	Negative	None	n/a	41	200	n/a	None	A	80	Automatic Controls	Floor 0m
3-C1.1-062		Touchdown Base 5	1	staff base	28	18	Radiant Panels	Remote Sensor Adj.	Yes	Comfort Cooled Fresh Air	None	0	0	n/a	n/a	43	n/a	200/300	n/a	1000	A	80	Switch / Dimmer	General working plane 1m
3-C1.1-063		Single Room 24	1	Bedroom	28	18	Radiant Panels	Remote Sensor Adj.	Yes	Comfort Cooled Fresh Air	Natural & Central Supply Air	4	via ensuite	Balanced	F7	43	41	100	5	300	A	80	Switch / Dimmer	Bed / Trolley 1.45m
3-C1.1-064		Room 24 - Ensuite	1	Bathroom	28	20	Adjacent Space Transfer Air	None	No	None	Central Dirty Extract	0	minimum 10	Negative	None	n/a	41	200	n/a	None	A	80	Automatic Controls	Floor 0m
3-C1.1-065		Single Room 23	1	Bedroom	28	18	Radiant Panels	Remote Sensor Adj.	Yes	Comfort Cooled Fresh Air	Natural & Central Supply Air	4	via ensuite	Balanced	F7	43	41	100	5	300	A	80	Switch / Dimmer	Bed / Trolley 1.45m
3-C1.1-066		Room 23 - Ensuite	1	Bathroom	28	20	Radiant Panels	Remote Sensor Adj.	No	None	Central Dirty Extract	0	minimum 10	Negative	None	43	41	200	n/a	None	A	80	Automatic Controls	Floor 0m
3-C1.1-067		Single Room 22	1	Bedroom	28	18	Radiant Panels	Remote Sensor Adj.	Yes	Comfort Cooled Fresh Air	Natural & Central Supply Air	4	via ensuite	Balanced	F7	43	41	100	5	300	A	80	Switch / Dimmer	Bed / Trolley 1.45m
3-C1.1-068		Room 22 - Ensuite	1	Bathroom	28	20	Adjacent Space Transfer Air	None	No	None	Central Dirty Extract	0	minimum 10	Negative	None	n/a	41	200	n/a	None	A	80	Automatic Controls	Floor 0m
3-C1.1-070		WC - Visitors	1	Toilet	28	18	Adjacent Space Transfer Air	None	No	None	Central Dirty Extract	0	10	Negative	None	n/a	41	200	n/a	None	A	80	Automatic Controls	Floor 0m
3-C1.1-001		Corridor	1	Corridor	28	18	Radiant Panels	Remote Sensor Adj.	No	None	None	0	0	n/a	None	43	41	200	n/a	None	A	80	Automatic Controls	Floor 0m
3-C1.1-071		Corridor	1	Corridor	28	18	Radiant Panels	Remote Sensor Adj.	No	None	None	0	0	n/a	None	43	n/a	200	n/a	None	A	80	Automatic Controls	Floor 0m
3-C1.1-073		Corridor	1	Corridor	28	18	Radiant Panels	Remote Sensor Adj.	No	None	None	0	0	n/a	None	43	n/a	200	n/a	None	A	80	Automatic Controls	Floor 0m
3-C1.1-072		Switch Cupboard	1	Switch Cupboard	Not Controlled	Not Controlled	None	None	No	None	None	0	0	n/a	None	n/a	n/a	100	n/a	None	A	80	Automatic Controls	Floor 0m
3-C1.2-002		Single Room 9	1	Bedroom	28	18	Radiant Panels	Remote Sensor Adj.	Yes	Comfort Cooled Fresh Air	Natural & Central Supply Air	4	via ensuite	Balanced	F7	43	41	100	5	300	A	80	Switch / Dimmer	Bed / Trolley 1.45m
3-C1.2-003		Room 10 - Ensuite	1	Bathroom	28	20	Radiant Panels	Remote Sensor Adj.	No	None	Central Dirty Extract	0	minimum 10	Negative	None	43	41	200	n/a	None	A	80	Automatic Controls	Floor 0m
3-C1.2-004		Linen Bay	1	Linen Bay	28	16	Adjacent Space Transfer	None	No	None	None	0	0	n/a	None	n/a	n/a	100 (KNX)	n/a	None	A	80	Automatic Controls	Floor 0m
3-C1.2-005		Single Room 11	1	Bedroom	28	18	Radiant Panels	Remote Sensor Adj.	Yes	Comfort Cooled Fresh Air	Natural & Central Supply Air	4	via ensuite	Balanced	F7	43	41	100	5	300	A	80	Switch / Dimmer	Bed / Trolley 1.45m
3-C1.2-006		Room 11 - Ensuite	1	Bathroom	28	20	Adjacent Space Transfer Air	None	No	None	Central Dirty Extract	0	minimum 10	Negative	None	n/a	41	200	n/a	None	A	80	Automatic Controls	Floor 0m
3-C1.2-007		Single Room 12	1	Bedroom	28	18	Radiant Panels	Remote Sensor Adj.	Yes	Comfort Cooled Fresh Air	Natural & Central Supply Air	4	via ensuite	Balanced	F7	43	41	100	5	300	A	80	Switch / Dimmer	Bed / Trolley 1.45m
3-C1.2-008		Room 12 - Ensuite	1	Bathroom	28	20	Radiant Panels	Remote Sensor Adj.	No	None	Central Dirty Extract	0	minimum 10	Negative	None	43	41	200	n/a	None	A	80	Automatic Controls	Floor 0m
3-C1.2-009		Touchdown Base 1	1	staff base	28	18	Radiant Panels	Remote Sensor Adj.	Yes	Comfort Cooled Fresh Air	Central Supply and Extract	0	0	n/a	n/a	43	n/a	200/300	n/a	1000	A	80	Switch / Dimmer	General working plane 1m
3-C1.2-010		Single Room 10	1	Bedroom	28	18	Radiant Panels	Remote Sensor Adj.	Yes	Comfort Cooled Fresh Air	Natural & Central Supply Air	4	via ensuite	Balanced	F7	43	41	100	5	300	A	80	Switch / Dimmer	Bed / Trolley 1.45m
3-C1.2-011		Room 9 - Ensuite	1	Bathroom	28	20	Adjacent Space Transfer Air	None	No	None	Central Dirty Extract	0	minimum 10	Negative	None	n/a	41	200	n/a	None	A	80	Automatic Controls	Floor 0m
3-C1.2-012		Dirty Utility	1	Dirty utility	28	18	Adjacent Space Transfer Air	None	No	None	Central Dirty Extract	0	6	Negative	None	n/a	41	200	n/a	None	A	80	Automatic Controls	Floor 0m
3-C1.2-013		DSR	1	DSR	28	18	Adjacent Space Transfer Air	None	No	None	Central Dirty Extract	0	6	Negative	None	n/a	60	100	n/a	None	A	80	Automatic Controls	Floor 0m
3-C1.2-014		Single Room 14	1	Bedroom	28	18	Radiant Panels	Remote Sensor Adj.	Yes	Comfort Cooled Fresh Air	Natural & Central Supply Air	4	via ensuite	Balanced	F7	43	41	100	5	300	A	80	Switch / Dimmer	Bed / Trolley 1.45m
3-C1.2-015		Room 14 - Ensuite	1	Bathroom	28	20	Radiant Panels	Remote Sensor Adj.	No	None	Central Dirty Extract	0	minimum 10	Negative	None	43	41	200	n/a	None	A	80	Automatic Controls	Floor 0m
3-C1.2-016		Hoist Bay	1	Circulation Equipment Storage Bays	28	16	Adjacent Space Transfer	None	No	None	None	0	0	n/a	None	n/a	n/a	200	n/a	None	A	80	Automatic Controls	Floor 0m
3-C1.2-017		Patients' Assisted Bathroom	1	Bathroom	28	20	Radiant Panels	Remote Sensor Adj.	No	None	Central Dirty Extract	0	10	Negative	None	43	41	200	n/a	None	A	80	Switch	Floor 0m
3-C1.2-018		Single Room 15	1	Bedroom	28	18	Radiant Panels	Remote Sensor Adj.	Yes	Comfort Cooled Fresh Air	Natural & Central Supply Air	4	via ensuite	Balanced	F7	43	41	100	5	300	A	80	Switch / Dimmer	Bed / Trolley 1.45m
3-C1.2-019		Room 16 - Ensuite	1	Bathroom	28	20	Radiant Panels	Remote Sensor Adj.	No	None	Central Dirty Extract	0	minimum 10	Negative	None	43	41	200	n/a	None	A	80	Automatic Controls	Floor 0m
3-C1.2-020		Single Room 16	1	Bedroom	28	18	Radiant Panels	Remote Sensor Adj.	Yes	Comfort Cooled Fresh Air	Natural & Central Supply Air	4	via ensuite	Balanced	F7	43	41	100	5	300	A	80	Switch / Dimmer	Bed / Trolley 1.45m
3-C1.2-021		Room 15 - Ensuite	1	Bathroom	28	20	Adjacent Space Transfer Air	None	No	None	Central Dirty Extract	0	minimum 10	Negative	None	n/a	41	200	n/a	None	A	80	Automatic Controls	Floor 0m
3-C1.2-022		Touchdown Base	1	staff base	28	18	Radiant Panels	Remote Sensor Adj.	Yes	Comfort Cooled Fresh Air	None	0	0	n/a	n/a	43	n/a	200/300	n/a	1000	A	80	Switch / Dimmer	General working plane 1m
3-C1.2-023		Bay 2 (beds 5-8)	1	Multi-bed Wards	28	18	Radiant Panels	Remote Sensor Adj.	Yes	Comfort Cooled Fresh Air	Natural and Central Supply Air	4	via ensuite	positive to ensuite	F7	43	41	100	5	300	A	80	switch / dimmer	Bed / Trolley 1.45m
3-C1.2-024		Bay 2 - Toilet	1	Toilet	28	18	Radiant Panels	Remote Sensor Adj.	No	None	Central Dirty Extract	0	10	Negative	None	43	41	200	n/a	None	A	80	Automatic Controls	Floor 0m

Room No.	Department		Room Name	Qty	Room Function	Temp (max)	Temp (min)	Heating Type	Heating Control	Cooling (present)	Cooling (type)	Ventilation (type)	Supply (ac/hr)	Extract (ac/hr)	Relative pressure	Min filtration	Surface temp	Water temp	Normal lux	Night lux	Local lux	Standby grade	Colour render	Control	Plane
3-C1.2-025	C1.2	Surgical Long Stay Inpatients -15 Beds	Bay 1 - Ensuite	1	Bathroom	28	20	Radiant Panels	Remote Sensor Adj.	No	None	Central Dirty Extract	0	10	Negative	None	43	41	200	n/a	None	A	80	Automatic Controls	Floor 0m
3-C1.2-026			Bay 1 (beds 1-4)	1	Multi-bed Wards	28	18	Radiant Panels	Remote Sensor Adj.	Yes	Comfort Cooled Fresh Air	Natural and Central Supply Air	4	via ensuite	positive to ensuite	F7	43	41	100	5	300	A	80	switch / dimmer	Bed / Trolley 1.45m
3-C1.2-027			Bay 1 - Toilet	2	Toilet	28	18	Radiant Panels	Remote Sensor Adj.	No	None	Central Dirty Extract	0	10	Negative	None	43	41	200	n/a	None	A	80	Automatic Controls	Floor 0m
3-C1.2-028			Senior Charge Nurse Office	1	Cellular / Ward Offices	28	18	Radiant Panels	Remote Sensor Adj.	Yes	Comfort Cooled Fresh Air	Central Supply and Extract	4	3	Positive	F7	43	n/a	300	n/a	None	A	80	Switch	Desk 0.75 to 0.85m
3-C1.2-029			Resuscitation Trolley Bay	1	Resus Trolley bay	28	16	Adjacent Space Transfer Air	None	No	None	Central General Extract	0	3	Negative	None	n/a	n/a	200	n/a	None	A	80	Automatic Controls	Floor 0m
3-C1.2-030			Store - Equipment	1	Storage Area Equipment	28	16	Adjacent Space Transfer Air	None	No	None	Central General Extract	0	3	Negative	None	n/a	n/a	200	n/a	None	A	80	Automatic Controls	Floor 0m
3-C1.2-031			Clean Utility	1	Clean Utility	28	18	Radiant Panels	Remote Sensor Adj.	Yes	Comfort Cooled Fresh Air	Central Supply Air	6	0	Positive	F7	43	41	150	n/a	None	A	80	Automatic Controls	General working plane 1m
3-C1.2-032			Treatment Room	1	Treatment Room	25	18	Radiant Panels	Remote Sensor Adj.	Yes	Comfort Cooled Fresh Air	Central Supply Air	10	0	Positive	F7	43	41	500	n/a	1000	A	90	Switch	Bed / Trolley 1.45m
3-C1.2-033			Dining / Play Room	1	Eating/Drinking	28	18	Radiant Panels	Remote Sensor Adj.	Yes	Comfort Cooled Fresh Air	Central Supply and Extract	5 people at 10 l/s per person (5ach)	5 people at 10 l/s per person (5ach)	Balanced	F7	43	41	300	n/a	None	A	80	Switch	Floor 0m
3-C1.2-034			Ward kitchen	1	Ward Kitchen	28	18	Radiant Panels	Remote Sensor Adj.	Yes	Ceiling Cassette - Chilled Water	Central General Extract	0	6	Negative	None	43	60	500	n/a	None	A	80	Switch	General working plane 1m
3-C1.2-035			Patient Interview Room	1	Meeting Room	25	18	Radiant Panels	Remote Sensor Adj.	Yes	Ceiling Cassette - Chilled Water	Central Supply and Extract	5 people at 10 l/s per person (8ach)	5 people at 10 l/s per person (8ach)	Balanced	F7	43	n/a	300	n/a	None	A	80	Switch	Desk 0.75 to 0.85m
3-C1.2-036			Reception / Staff Base	1	Reception	28	18	Adjacent Space Transfer Air	None	Yes	Comfort Cooled Fresh Air	Central Supply Air	3	0	Positive	F7	n/a	n/a	300	n/a	None	A	80	Switch	Desk 0.75 to 0.85m
3-C1.2-037			Discharge Lounge	1	Common room/staff room/lounge	28	18	Radiant Panels	Remote Sensor Adj.	Yes	Comfort Cooled Fresh Air	Central Supply and Extract	6	8	Negative	F7	43	41	300	n/a	None	A	80	Switch	Floor 0m
3-C1.2-038			Disposal Hold	1	Disposal Hold	28	16	Adjacent Space Transfer Air	None	No	None	Central Dirty Extract	0	6	Negative	None	n/a	n/a	200	n/a	None	A	80	Automatic Controls	Floor 0m
3-C1.2-039			Store - General	1	Storage Area Equipment	28	16	Adjacent Space Transfer Air	None	No	None	Central General Extract	0	3	Negative	None	n/a	n/a	200	n/a	None	A	80	Automatic Controls	Floor 0m
3-C1.2-040			WC - Staff	1	Toilet	28	18	Adjacent Space Transfer Air	None	No	None	Central Dirty Extract	0	10	Negative	None	n/a	41	200	n/a	None	A	80	Automatic Controls	Floor 0m
3-C1.2-041			WC - Visitors	1	Toilet	28	18	Adjacent Space Transfer Air	None	No	None	Central Dirty Extract	0	10	Negative	None	n/a	41	200	n/a	None	A	80	Automatic Controls	Floor 0m
3-C1.2-042			Touchdown Base 3	1	Staff base	28	18	Radiant Panels	Remote Sensor Adj.	Yes	Comfort Cooled Fresh Air	None	0	0	n/a	n/a	43	n/a	200/300	n/a	1000	A	80	Switch / Dimmer	General working plane 1m
3-C1.2-043			Multi-Disciplinary Office	1	Multi Disciplinary Work Areas	28	18	Radiant Panels	Remote Sensor Adj.	Yes	Comfort Cooled Fresh Air	Central Supply and Extract	4	3	Positive	F7	43	n/a	300	n/a	None	A	80	Switch	Desk 0.75 to 0.85m
3-C1.2-044			WC - Staff	1	Toilet	28	18	Adjacent Space Transfer Air	None	No	None	Central Dirty Extract	0	10	Negative	None	n/a	41	200	n/a	None	A	80	Automatic Controls	Floor 0m
3-C1.2-001			Corridor	1	Corridor	28	18	Radiant Panels	Remote Sensor Adj.	No	None	None	0	0	n/a	None	43	41	200	n/a	None	A	80	Automatic Controls	Floor 0m
3-C1.2-045			Corridor	1	Corridor	28	18	Radiant Panels	Remote Sensor Adj.	No	None	None	0	0	n/a	None	43	41	200	n/a	None	A	80	Automatic Controls	Floor 0m
3-C1.2-046			Switch Cupboard	1	Switch Cupboard	Not Controlled	Not Controlled	None	None	No	None	None	0	0	n/a	None	n/a	n/a	100	n/a	None	A	80	Automatic Controls	Floor 0m
3-C1.3-002	C1.3	Neuroscience Inpatients - 12 Beds	Waiting Area	1	Waiting Room	28	18	Radiant Panels	Remote Sensor Adj.	Yes	Ceiling Cassette - Chilled Water	Central Supply and Extract	5	5	Balanced	F7	43	n/a	300	n/a	None	A	80	Switch	Floor 0m
3-C1.3-003			Reception / Staff Base	1	Reception	28	18	Radiant Panels	Remote Sensor Adj.	Yes	Wall Mounted Unit	Central Supply Air	3	0	Positive	F7	43	n/a	300	n/a	None	A	80	Automatic Controls	Desk 0.75 to 0.85m
3-C1.3-004			WC Accessible	1	Toilet	28	18	Adjacent Space Transfer Air	None	No	None	Central Dirty Extract	0	10	Negative	None	n/a	41	200	n/a	None	A	80	Automatic Controls	Floor 0m
3-C1.3-005			Store - Equipment	1	Storage Area Equipment	28	16	Adjacent Space Transfer Air	None	No	None	Central General Extract	0	3	Negative	None	n/a	n/a	200	n/a	None	A	80	Automatic Controls	Floor 0m
3-C1.3-006			Touchdown Base	1	Staff base	28	18	Radiant Panels	Remote Sensor Adj.	Yes	Comfort Cooled Fresh Air	Central Supply Air	1 person at 10l/s/per person (7ach)	0	Positive	F7	43	n/a	200/300	n/a	1000	A	80	Switch / Dimmer	General working plane 1m
3-C1.3-007			Room 1 - Lobby	1	Isolation Lobby	28	21	Warm Air - Reheat Battery	Local / BMS Adjustable Sensor	Yes	Comfort Cooled Fresh Air	Central Supply	64	0	Positive	H14	n/a	41	200	n/a	None	A	80	Automatic Controls	Floor 0m
3-C1.3-008			Single Room 1	1	Isolation Bedroom	28	21	Adjacent Space Transfer Air	BMS Adjustable Sensor	Yes	Comfort Cooled Fresh Air	Supply via lobby	10	10 via the ensuite	Balanced	H14	n/a	41	100	5	300	A	80	Switch / Dimmer	Bed / Trolley 1.45m
3-C1.3-009			Room 1- Ensuite	1	Bathroom	28	20	Adjacent Space Transfer Air	None	No	None	Central Dirty Extract	0	43	Negative	None	n/a	41	200	n/a	None	A	80	Automatic Controls	Floor 0m
3-C1.3-010			Bay 1 - Toilet	1	Bathroom	28	20	Radiant Panels	Remote Sensor Adj.	No	None	Central Dirty Extract	0	10	Negative	None	43	41	200	n/a	None	A	80	Automatic Controls	Floor 0m
3-C1.3-011			Bay 1 (Bed 2-5)	1	Multi-bed Wards	28	18	Radiant Panels	Remote Sensor Adj.	Yes	Ceiling Cassette - Chilled Water	Natural and Central Supply Air	4	via ensuite	positive to ensuite	F7	43	41	100	5	300	A	80	switch / dimmer	Bed / Trolley 1.45m
3-C1.3-012			Bay 1 - Ensuite	1	Bathroom	28	20	Adjacent Space Transfer Air	None	No	None	Central Dirty Extract	0	10	Negative	None	n/a	41	200	n/a	None	A	80	Automatic Controls	Floor 0m
3-C1.3-013			Bay 2 (beds 6-9)	1	Multi-bed Wards	28	18	Radiant Panels	Remote Sensor Adj.	Yes	Ceiling Cassette - Chilled Water	Natural and Central Supply Air	4	via ensuite	positive to ensuite	F7	43	41	100	5	300	A	80	switch / dimmer	Bed / Trolley 1.45m
3-C1.3-014			Bay 2 - Toilet	1	Bathroom	28	20	Radiant Panels	Remote Sensor Adj.	No	None	Central Dirty Extract	0	10	Negative	None	43	41	200	n/a	None	A	80	Automatic Controls	Floor 0m
3-C1.3-015			Resuscitation Trolley Bay	1	Resus Trolley bay	28	18	Adjacent Space Transfer Air	None	No	None	Central General Extract	0	3	negative	None	n/a	n/a	200	n/a	None	A	80	Automatic Controls	Floor 0m
3-C1.3-016			Linen Bay	1	Linen Bay	28	16	Adjacent Space Transfer Air	None	No	None	None	0	0	n/a	None	n/a	n/a	100 (KNX)	n/a	None	A	80	Automatic Controls	Floor 0m
3-C1.3-017			Store - General	1	Storage Area Equipment	28	16	Adjacent Space Transfer Air	None	No	None	Central General Extract	0	3	Negative	None	n/a	n/a	200	n/a	None	A	80	Automatic Controls	Floor 0m
3-C1.3-018			Multi-Disciplinary Office	1	Multi Disciplinary Work Areas	28	18	Radiant Panels	Remote Sensor Adj.	Yes	Ceiling Cassette - Chilled Water	Central Supply and Extract	4	3	Positive	F7	43	n/a	300	n/a	None	A	80	Switch	Desk 0.75 to 0.85m
3-C1.3-019			Patient Interview Room	1	Meeting Room	25	18	Radiant Panels	Remote Sensor Adj.	Yes	Ceiling Cassette - Chilled Water	Central Supply and Extract	4 people at 10 l/s per person (6ach)	4 people at 10 l/s per person (6ach)	Balanced	F7	43	n/a	300	n/a	None	A	80	Automatic Controls	Desk 0.75 to 0.85m
3-C1.3-020			Senior Charge Nurse Office	1	Cellular / Ward Offices	28	18	Radiant Panels	Remote Sensor Adj.	Yes	Comfort Cooled Fresh Air	Central Supply and Extract	4	3	Positive	F7	43	n/a	300	n/a	None	A	80	Switch	Desk 0.75 to 0.85m
3-C1.3-021			WC - Staff	1	Toilet	28	18	Adjacent Space Transfer Air	None	No	None	Central Dirty Extract	0	10	Negative	None	n/a	41	200	n/a	None	A	80	Automatic Controls	Floor 0m
3-C1.3-022			WC - Staff	1	Toilet	28	18	Adjacent Space Transfer Air	None	No	None	Central Dirty Extract	0	10	Negative	None	n/a	41	200	n/a	None	A	80	Automatic Controls	Floor 0m
3-C1.3-023			WC - Visitors	1	Toilet	28	18	Adjacent Space Transfer Air	None	No	None	Central Dirty Extract	0	10	Negative	None	n/a	41	200	n/a	None	A	80	Automatic Controls	Floor 0m
3-C1.3-024			Snoezelen Room	1	Consulting Room	25	18	Radiant Panels	Remote Sensor Adj.	Yes	Comfort Cooled Fresh Air	Central Supply and Extract	3	3	Balanced	F7	43	41	300	n/a	1000	A	80	Switch	Bed / Trolley 1.45m
3-C1.3-025			Rehabilitation Room	1	Consulting Room	25	18	Radiant Panels	Remote Sensor Adj.	Yes	Comfort Cooled Fresh Air	Central Supply and Extract	3	3	Balanced	F7	43	41	300	n/a	1000	A	80	Switch	Bed / Trolley 1.45m
3-C1.3-026			Hoist Bay	1	Circulation Equipment Storage Bays	28	16	Adjacent Space Transfer Air	None	No	None	Central General Extract	0	3	Negative	None	n/a	n/a	200	n/a	None	A	80	Automatic Controls	Floor 0m
3-C1.3-027			Touchdown Base	1	Staff base	28	18	Radiant Panels	Remote Sensor Adj.	Yes	Comfort Cooled Fresh Air	Central Supply Air	1 person at 10l/s/per person (7ach)	0	Positive	F7	43	n/a	200/300	n/a	1000	A	80	Switch / Dimmer	General working plane 1m

RHSC / DCN Environmental Matrix

Room No.	Department	Room Name	Qty	Room Function	Temp (max)	Temp (min)	Heating Type	Heating Control	Cooling (present)	Cooling (type)	Ventilation (type)	Supply (ac/hr)	Extract (ac/hr)	Relative pressure	Min filtration	Surface temp	Water temp	Normal lux	Night lux	Local lux	Standby grade	Colour render	Control	Plane
3-C1.3-028		Single Room 10 (VT)	1	Bedroom	28	18	Radiant Panels	Remote Sensor Adj.	Yes	Comfort Cooled Fresh Air	Natural & Central Supply Air	4	via ensuite	Balanced	F7	43	41	100	5	300	A	80	Switch / Dimmer	Bed / Trolley 1.45m
3-C1.3-029		Room 10 - Ensuite	1	Bathroom	28	20	Radiant Panels	Remote Sensor Adj.	No	None	Central Dirty Extract	0	10	Negative	None	43	41	200	n/a	None	A	80	Automatic Controls	Floor 0m
3-C1.3-030		Single Room 11 (VT)	1	Bedroom	28	18	Radiant Panels	Remote Sensor Adj.	Yes	Comfort Cooled Fresh Air	Natural & Central Supply Air	4	via ensuite	Balanced	F7	43	41	100	5	300	A	80	Switch / Dimmer	Bed / Trolley 1.45m
3-C1.3-031		Room 11 - Ensuite	1	Bathroom	28	20	Radiant Panels	Remote Sensor Adj.	No	None	Central Dirty Extract	0	10	Negative	None	43	41	200	n/a	None	A	80	Automatic Controls	Floor 0m
3-C1.3-032		Single Room 12	1	Bedroom	28	18	Radiant Panels	Remote Sensor Adj.	Yes	Comfort Cooled Fresh Air	Natural & Central Supply Air	4	via ensuite	Balanced	F7	43	41	100	5	300	A	80	Switch / Dimmer	Bed / Trolley 1.45m
3-C1.3-033		Room 12 - Ensuite	1	Bathroom	28	20	Adjacent Space Transfer Air	None	No	None	Central Dirty Extract	0	minimum 10	Negative	None	n/a	41	200	n/a	None	A	80	Automatic Controls	Floor 0m
3-C1.3-034		Ward Kitchen	1	Ward Kitchen	28	18	Radiant Panels	Remote Sensor Adj.	No	None	Central General Extract	0	6	Negative	None	43	60	500	n/a	None	A	80	Switch	General working plane 1m
3-C1.3-035		Patients' Assisted Bathroom	1	Bathroom	28	20	Radiant Panels	Remote Sensor Adj.	No	None	Central Dirty Extract	0	10	Negative	None	43	41	200	n/a	None	A	80	Switch	Floor 0m
3-C1.3-036		Dirty Utility	1	Dirty utility	28	18	Adjacent Space Transfer Air	None	No	None	Central Dirty Extract	0	6	Negative	None	n/a	41	200	n/a	None	A	80	Automatic Controls	Floor 0m
3-C1.3-037		Treatment Room	1	Treatment Room	25	18	Radiant Panels	Remote Sensor Adj.	Yes	Comfort Cooled Fresh Air	Central Supply Air	10	0	Positive	F7	43	41	500	n/a	1000	A	90	Switch	Bed / Trolley 1.45m
3-C1.3-038		Clean Utility	1	Clean Utility	28	18	Radiant Panels	Remote Sensor Adj.	Yes	Comfort Cooled Fresh Air	Central Supply Air	6	0	Positive	F7	43	41	150	n/a	None	A	80	Automatic Controls	General working plane 1m
3-C1.3-039		Dining / Play Room	1	Eating/Drinking	28	18	Radiant Panels	Remote Sensor Adj.	Yes	Comfort Cooled Fresh Air	Central Supply and Extract	6 people at 10 l/s per person (5ach)	6 people at 10 l/s per person (5ach)	Balanced	F7	43	41	300	n/a	None	A	80	Switch	Floor 0m
3-C1.3-040		DSR	1	DSR	28	18	Adjacent Space Transfer Air	None	No	None	Central Dirty Extract	0	6	Negative	None	n/a	60	100	n/a	None	A	80	Automatic Controls	Floor 0m
3-C1.3-041		Disposal Hold	1	Disposal Hold	28	16	Adjacent Space Transfer Air	None	No	None	Central Dirty Extract	0	6	Negative	None	n/a	n/a	200	n/a	None	A	80	Automatic Controls	Floor 0m
3-C1.3-001		Corridor	1	Corridor	28	18	Radiant Panels	Remote Sensor Adj.	No	None	None	0	0	n/a	None	43	41	200	n/a	None	A	80	Automatic Controls	Floor 0m
3-C1.4-002		Quiet Study Room	1	Cellular / Ward Offices	28	18	Radiant Panels	Remote Sensor Adj.	Yes	Comfort Cooled Fresh Air	Central Supply and Extract	4	3	Positive	F7	43	n/a	300	n/a	None	A	80	Switch	Desk 0.75 to 0.85m
3-C1.4-004		Disposal Hold	1	Disposal Hold	28	16	Adjacent Space Transfer Air	None	No	None	Central Dirty Extract	0	6	Negative	None	n/a	n/a	200	n/a	None	A	80	Automatic Controls	Floor 0m
3-C1.4-005		DSR	1	DSR	28	18	Adjacent Space Transfer Air	None	No	None	Central Dirty Extract	0	6	Negative	None	n/a	60	100	n/a	None	A	80	Automatic Controls	Floor 0m
3-C1.4-006		Store - General	1	Storage Area Equipment	28	16	Adjacent Space Transfer Air	None	No	None	Central General Extract	0	3	Negative	None	n/a	n/a	200	n/a	None	A	80	Automatic Controls	Floor 0m
3-C1.4-007		Patient Interview Room	1	Meeting Room	25	18	Radiant Panels	Remote Sensor Adj.	Yes	Ceiling Cassette - Chilled Water	Central Supply and Extract	4 people at 10 l/s per person (6ach)	4 people at 10 l/s per person (6ach)	Balanced	F7	43	n/a	300	n/a	None	A	80	Switch	Desk 0.75 to 0.85m
3-C1.4-008		Complementary Therapy Room	1	Consulting Room	25	18	Radiant Panels	Remote Sensor Adj.	Yes	Comfort Cooled Fresh Air	Central Supply and Extract	3	3	Balanced	F7	43	41	300	n/a	1000	A	80	Switch	Bed / Trolley 1.45m
3-C1.4-009		Room 11- Ensuite	1	Bathroom	28	20	Radiant Panels	Remote Sensor Adj.	No	None	Central Dirty Extract	0	minimum 10	Negative	None	43	41	200	n/a	None	A	80	Automatic Controls	Floor 0m
3-C1.4-010		Single Room 11	1	Bedroom	28	18	Radiant Panels	Remote Sensor Adj.	Yes	Comfort Cooled Fresh Air	Natural & Central Supply Air	4	via ensuite	Balanced	F7	43	41	100	5	300	A	80	Switch / Dimmer	Bed / Trolley 1.45m
3-C1.4-011		Assisted Bathroom	1	Bathroom	28	20	Radiant Panels	Remote Sensor Adj.	No	None	Central Dirty Extract	0	10	Negative	None	43	41	200	n/a	None	A	80	Switch	Floor 0m
3-C1.4-012		Touchdown Base 4	1	Staff base	28	18	Radiant Panels	Remote Sensor Adj.	Yes	Comfort Cooled Fresh Air	Central Supply Air	1 person at 10l/s/per person (7ach)	0	Positive	F7	43	n/a	200/300	n/a	1000	A	80	Switch / Dimmer	General working plane 1m
3-C1.4-013		Single Room 12	1	Bedroom	28	18	Radiant Panels	Remote Sensor Adj.	Yes	Comfort Cooled Fresh Air	Natural & Central Supply Air	4	via ensuite	Balanced	F7	43	41	100	5	300	A	80	Switch / Dimmer	Bed / Trolley 1.45m
3-C1.4-014		Room 12 - Ensuite	1	Bathroom	28	20	Radiant Panels	Remote Sensor Adj.	No	None	Central Dirty Extract	0	minimum 10	Negative	None	43	41	200	n/a	None	A	80	Automatic Controls	Floor 0m
3-C1.4-015		Social Space	1	Common room/staff room/lounge	28	18	Radiant Panels	Remote Sensor Adj.	Yes	Ceiling Cassette - Chilled Water	Central Supply and Extract	6	8	Negative	F7	43	41	300	n/a	None	A	80	Switch	Floor 0m
3-C1.4-016		Single Room 14	1	Bedroom	28	18	Radiant Panels	Remote Sensor Adj.	Yes	Comfort Cooled Fresh Air	Natural & Central Supply Air	4	via ensuite	Balanced	F7	43	41	100	5	300	A	80	Switch / Dimmer	Bed / Trolley 1.45m
3-C1.4-017		Room 14 - Ensuite	1	Bathroom	28	20	Adjacent Space Transfer Air	None	No	None	Central Dirty Extract	0	minimum 10	Negative	None	43	41	200	n/a	None	A	80	Automatic Controls	Floor 0m
3-C1.4-018		Single Room 10	1	Bedroom	28	18	Radiant Panels	Remote Sensor Adj.	Yes	Comfort Cooled Fresh Air	Natural & Central Supply Air	4	via ensuite	Balanced	F7	43	41	100	5	300	A	80	Switch / Dimmer	Bed / Trolley 1.45m
3-C1.4-019		Room 10 - Ensuite	1	Bathroom	28	20	Adjacent Space Transfer Air	None	No	None	Central Dirty Extract	0	10	Negative	None	n/a	41	200	n/a	None	A	80	Automatic Controls	Floor 0m
3-C1.4-021		Hoist Bay	1	Circulation Equipment Storage Bays	28	16	Adjacent Space Transfer	None	No	None	None	0	0	n/a	None	n/a	n/a	200	n/a	None	A	80	Automatic Controls	Floor 0m
3-C1.4-022		Dirty Utility	1	Dirty utility	28	18	Adjacent Space Transfer Air	None	No	None	Central Dirty Extract	0	6	Negative	None	n/a	41	200	n/a	None	A	80	Automatic Controls	Floor 0m
3-C1.4-023		Nursing Staff Office	1	Pharmacy Base	25	18	Radiant Panels	Remote Sensor Adj.	Yes	Wall Mounted Unit	Central Supply and Extract	3	3	Balanced	F7	43	41	300	n/a	1000	A	80	Switch	Bed / Trolley 1.45m
3-C1.4-024		Multi-Disciplinary Office	1	Multi Disciplinary Work Areas	28	18	Radiant Panels	Remote Sensor Adj.	Yes	Comfort Cooled Fresh Air	Central Supply and Extract	4	3	Positive	F7	43	n/a	300	n/a	None	A	80	Switch	Desk 0.75 to 0.85m
3-C1.4-025		Medical Staff Office	1	Cellular / Ward Offices	28	18	Radiant Panels	Remote Sensor Adj.	Yes	Comfort Cooled Fresh Air	Central Supply and Extract	4	3	Positive	F7	43	n/a	300	n/a	None	A	80	Switch	Desk 0.75 to 0.85m
3-C1.4-026		Consultant Office (5 person)	1	Cellular / Ward Offices	28	18	Radiant Panels	Remote Sensor Adj.	Yes	Comfort Cooled Fresh Air	Central Supply and Extract	4	3	Positive	F7	43	n/a	300	n/a	None	A	80	Switch	Desk 0.75 to 0.85m
3-C1.4-027		Store - Equipment	1	Storage Area Equipment	28	16	Adjacent Space Transfer Air	None	No	None	Central General Extract	0	3	Negative	None	n/a	n/a	200	n/a	None	A	80	Automatic Controls	Floor 0m
3-C1.4-028		Research Staff Office	1	Cellular / Ward Offices	28	18	Radiant Panels	Remote Sensor Adj.	Yes	Comfort Cooled Fresh Air	Central Supply and Extract	4	3	Positive	F7	43	n/a	300	n/a	None	A	80	Switch	Desk 0.75 to 0.85m
3-C1.4-029		Pharmacy Base	1	Cellular / Ward Offices	28	18	Radiant Panels	Remote Sensor Adj.	Yes	Comfort Cooled Fresh Air	Central Supply and Extract	4	3	Positive	F7	43	n/a	300	n/a	None	A	80	Switch	Desk 0.75 to 0.85m
3-C1.4-030		Senior Charge Nurse Office	1	Cellular / Ward Offices	28	18	Radiant Panels	Remote Sensor Adj.	Yes	Comfort Cooled Fresh Air	Central Supply and Extract	4	3	Positive	F7	43	n/a	300	n/a	None	A	80	Switch	Desk 0.75 to 0.85m
3-C1.4-032		Single Room 9	1	Bedroom	28	18	Radiant Panels	Remote Sensor Adj.	Yes	Comfort Cooled Fresh Air	Natural & Central Supply Air	4	via ensuite	Balanced	F7	43	41	100	5	300	A	80	Switch / Dimmer	Bed / Trolley 1.45m
3-C1.4-033		Room 9 - Ensuite	1	Bathroom	28	20	Radiant Panels	Remote Sensor Adj.	No	None	Central Dirty Extract	0	minimum 10	Negative	None	43	41	200	n/a	None	A	80	Automatic Controls	Floor 0m
3-C1.4-034		Touchdown Base 3	1	staff base	28	18	Radiant Panels	Remote Sensor Adj.	Yes	Comfort Cooled Fresh Air	Central Supply Air	1 person at 10l/s/per	0	Positive	F7	43	n/a	200/300	n/a	1000	A	80	Switch / Dimmer	General working plane 1m
3-C1.4-035		Linen Bay (1 Trolley)	1	Linen Bay	28	16	Adjacent Space Transfer	None	No	None	None	0	0	n/a	None	n/a	n/a	100 (KNX)	n/a	None	A	80	Automatic Controls	Floor 0m
3-C1.4-036		WC - Staff	1	Toilet	28	18	Adjacent Space Transfer Air	None	No	None	Central Dirty Extract	0	10	Negative	None	n/a	41	200	n/a	None	A	80	Automatic Controls	Floor 0m
3-C1.4-037		WC - Staff	1	Toilet	28	18	Adjacent Space Transfer Air	None	No	None	Central Dirty Extract	0	10	Negative	None	n/a	41	200	n/a	None	A	80	Automatic Controls	Floor 0m
3-C1.4-038		Clean Utility	1	Treatment Room	25	18	Radiant Panels	Remote Sensor Adj.	Yes	Comfort Cooled Fresh Air	Central Supply Air	10	0	Positive	F7	43	41	500	n/a	1000	A	90	Switch	Bed / Trolley 1.45m

Room No.	Department	Room Name	Qty	Room Function	Temp (max)	Temp (min)	Heating Type	Heating Control	Cooling (present)	Cooling (type)	Ventilation (type)	Supply (ac/hr)	Extract (ac/hr)	Relative pressure	Min filtration	Surface temp	Water temp	Normal lux	Night lux	Local lux	Standby grade	Colour render	Control	Plane
3-C1.4-039	C1.4 Haematology / Oncology Inpatients & Daycases - 17 Beds & 2 Chairs	Room 8 Lobby	1	Isolation Lobby	28	21	Warm Air - Reheat Battery	Local / BMS Adjustable Sensor	Yes	Comfort Cooled Fresh Air	Central Supply	61	0	Positive	H14	n/a	41	200	n/a	None	A	80	Automatic Controls	Floor 0m
3-C1.4-040		Single Room 8 (Isolation)	1	Isolation Bedroom	28	21	Adjacent Space Transfer Air	BMS Adjustable Sensor	Yes	Comfort Cooled Fresh Air	Supply via lobby	10	10 via the ensuite	Balanced	H14	n/a	41	100	5	300	A	80	Switch / Dimmer	Bed / Trolley 1.45m
3-C1.4-041		Room 8 - Ensuite	1	Bathroom	28	20	Adjacent Space Transfer Air	None	No	None	Central Dirty Extract	0	44	Negative	None	n/a	41	200	n/a	None	A	80	Automatic Controls	Floor 0m
3-C1.4-042		Room 7 - Ensuite	1	Bathroom	28	20	Adjacent Space Transfer Air	None	No	None	Central Dirty Extract	0	43	Negative	None	n/a	41	200	n/a	None	A	80	Automatic Controls	Floor 0m
3-C1.4-043		Single Room 7 (Isolation)	1	Isolation Bedroom	28	21	Adjacent Space Transfer Air	BMS Adjustable Sensor	Yes	Comfort Cooled Fresh Air	Supply via lobby	10	10 via the ensuite	Balanced	H14	n/a	41	100	5	300	A	80	Switch / Dimmer	Bed / Trolley 1.45m
3-C1.4-044		Room 7 Lobby	1	Isolation Lobby	28	21	Warm Air - Reheat Battery	Local / BMS Adjustable Sensor	Yes	Comfort Cooled Fresh Air	Central Supply	64	0	Positive	H14	n/a	41	200	n/a	None	A	80	Automatic Controls	Floor 0m
3-C1.4-045		Touchdown Base 2	1	Staff base	28	18	Radiant Panels	Remote Sensor Adj.	Yes	Comfort Cooled Fresh Air	Central Supply Air	1 person at 10l/s/per person (7ach)	0	Positive	F7	n/a	43	200/300	n/a	1000	A	80	Switch / Dimmer	General working plane 1m
3-C1.4-046		Single Room 15	1	Bedroom	28	18	Radiant Panels	Remote Sensor Adj.	Yes	Comfort Cooled Fresh Air	Natural & Central Supply Air	4	via ensuite	Balanced	F7	43	41	100	5	300	A	80	Switch / Dimmer	Bed / Trolley 1.45m
3-C1.4-047		Room 15 - Ensuite	1	Bathroom	28	20	Radiant Panels	Remote Sensor Adj.	No	None	Central Dirty Extract	0	minimum 10	Negative	None	43	41	200	n/a	None	A	80	Automatic Controls	Floor 0m
3-C1.4-048		Room 6 - Lobby	1	Isolation Lobby	28	21	Warm Air - Reheat Battery	Local / BMS Adjustable Sensor	Yes	Comfort Cooled Fresh Air	Central Supply	63	0	Positive	H14	n/a	41	200	n/a	None	A	80	Automatic Controls	Floor 0m
3-C1.4-049		Single Room 6 (Isolation)	1	Isolation Bedroom	28	21	Adjacent Space Transfer Air	BMS Adjustable Sensor	Yes	Comfort Cooled Fresh Air	Supply via lobby	10	10 via the ensuite	Balanced	H14	n/a	41	100	5	300	A	80	Switch / Dimmer	Bed / Trolley 1.45m
3-C1.4-050		Room 6 - Ensuite	1	Bathroom	28	20	Adjacent Space Transfer Air	None	No	None	Central Dirty Extract	0	42	Negative	None	n/a	41	200	n/a	None	A	80	Automatic Controls	Floor 0m
3-C1.4-051		Room 5 - Ensuite	1	Bathroom	28	20	Adjacent Space Transfer Air	None	No	None	Central Dirty Extract	0	41	Negative	None	n/a	41	200	n/a	None	A	80	Automatic Controls	Floor 0m
3-C1.4-052		Single Room 5 (Isolation)	1	Isolation Bedroom	28	21	Adjacent Space Transfer Air	BMS Adjustable Sensor	Yes	Comfort Cooled Fresh Air	Supply via lobby	10	10 via the ensuite	Balanced	H14	n/a	41	100	5	300	A	80	Switch / Dimmer	Bed / Trolley 1.45m
3-C1.4-053		Room 5 - Lobby	1	Isolation Lobby	28	21	Warm Air - Reheat Battery	Local / BMS Adjustable Sensor	Yes	Comfort Cooled Fresh Air	Central Supply	61	0	Positive	H14	n/a	41	200	n/a	None	A	80	Automatic Controls	Floor 0m
3-C1.4-054		Resuscitation Trolley Bay	1	Circulation Equipment Storage Bays	28	16	Adjacent Space Transfer	None	No	None	None	0	0	n/a	None	n/a	n/a	200	n/a	None	A	80	Automatic Controls	Floor 0m
3-C1.4-055		Single Room 16	1	Bedroom	28	18	Radiant Panels	Remote Sensor Adj.	Yes	Comfort Cooled Fresh Air	Natural & Central Supply Air	4	via ensuite	Balanced	F7	43	41	100	5	300	A	80	Switch / Dimmer	Bed / Trolley 1.45m
3-C1.4-056		Room 16 - Ensuite	1	Bathroom	28	20	Adjacent Space Transfer Air	None	No	None	Central Dirty Extract	0	minimum 10	Negative	None	n/a	41	200	n/a	None	A	80	Automatic Controls	Floor 0m
3-C1.4-057		Single Room 17	1	Bedroom	28	18	Radiant Panels	Remote Sensor Adj.	Yes	Comfort Cooled Fresh Air	Natural & Central Supply Air	4	via ensuite	Balanced	F7	43	41	100	5	300	A	80	Switch / Dimmer	Bed / Trolley 1.45m
3-C1.4-058		Room 17 - Ensuite	1	Bathroom	28	20	Radiant Panels	Remote Sensor Adj.	No	None	Central Dirty Extract	0	minimum 10	Negative	None	43	41	200	n/a	None	A	80	Automatic Controls	Floor 0m
3-C1.4-059		Single Room 18	1	Bedroom	28	18	Radiant Panels	Remote Sensor Adj.	Yes	Comfort Cooled Fresh Air	Natural & Central Supply Air	4	via ensuite	Balanced	F7	43	41	100	5	300	A	80	Switch / Dimmer	Bed / Trolley 1.45m
3-C1.4-060		Room 18 - Ensuite	1	Bathroom	28	20	Adjacent Space Transfer Air	None	No	None	Central Dirty Extract	0	minimum 10	Negative	None	n/a	41	200	n/a	None	A	80	Automatic Controls	Floor 0m
3-C1.4-061		Bay 1 (Beds 1-6)	1	Multi-bed Wards	28	18	Radiant Panels	Remote Sensor Adj.	Yes	Ceiling Cassette - Chilled Water	Natural and Central Supply Air	4	via ensuite	positive to ensuite	F7	43	41	100	5	300	A	80	switch / dimmer	Bed / Trolley 1.45m
3-C1.4-062		Bay 1 - Ensuite	1	Bathroom	28	20	Radiant Panels	Remote Sensor Adj.	No	None	Central Dirty Extract	0	10	Negative	None	43	41	200	n/a	None	A	80	Automatic Controls	Floor 0m
3-C1.4-063		Play Room	1	Common room/staff room/lounge	28	18	Radiant Panels	Remote Sensor Adj.	Yes	Comfort Cooled Fresh Air	Central Supply and Extract	6	8	Negative	F7	43	41	300	n/a	None	A	80	Switch	Floor 0m
3-C1.4-064		Ward Kitchen	1	Ward Kitchen	28	18	Radiant Panels	Remote Sensor Adj.	No	None	Central General Extract	0	6	Negative	None	43	60	500	n/a	None	A	80	Switch	General working plane 1m
3-C1.4-065		Treatment Room	1	Treatment Room	25	18	Radiant Panels	Remote Sensor Adj.	Yes	Comfort Cooled Fresh Air	Central Supply Air	10	0	Positive	F7	43	41	500	n/a	1000	A	90	Switch	Bed / Trolley 1.45m
3-C1.4-066		Clean Utility	1	Clean Utility	28	18	Radiant Panels	Remote Sensor Adj.	Yes	Comfort Cooled Fresh Air	Central Supply Air	6	0	Positive	F7	43	41	150	n/a	None	A	80	Automatic Controls	General working plane 1m
3-C1.4-067		WC - Visitors	1	Toilet	28	18	Adjacent Space Transfer Air	None	No	None	Central Dirty Extract	0	10	Negative	None	43	41	200	n/a	None	A	80	Automatic Controls	Floor 0m
3-C1.4-068		Waiting Area	1	Waiting Room	28	18	Radiant Panels	Remote Sensor Adj.	Yes	Comfort Cooled Fresh Air	Central Supply and Extract	5	5	Balanced	F7	43	n/a	300	n/a	None	A	80	Automatic Controls	Floor 0m
3-C1.4-069		Reception / Staff Base	1	Reception	28	18	Adjacent Space Transfer Air	None	Yes	Comfort Cooled Fresh Air	Central Supply and Extract	3	3	Balanced	F7	n/a	n/a	300	n/a	None	A	80	Switch	Desk 0.75 to 0.85m
3-C1.4-071		Room 4 - Lobby	1	Isolation Lobby	28	21	Warm Air - Reheat Battery	Local / BMS Adjustable Sensor	Yes	Comfort Cooled Fresh Air	Central Supply	36	0	Positive	H14	n/a	41	200	n/a	None	A	80	Automatic Controls	Floor 0m
3-C1.4-072		Single Room 4 (Isolation)	1	Isolation Bedroom	28	21	Adjacent Space Transfer Air	BMS Adjustable Sensor	Yes	Comfort Cooled Fresh Air	Supply via lobby	10	10 via the ensuite	Balanced	H14	n/a	41	100	5	300	A	80	Switch / Dimmer	Bed / Trolley 1.45m
3-C1.4-073		Room 4 - Ensuite	1	Bathroom	28	20	Adjacent Space Transfer Air	None	No	None	Central Dirty Extract	0	41	Negative	None	n/a	41	200	n/a	None	A	80	Automatic Controls	Floor 0m
3-C1.4-074		Single Room 3	1	Bedroom	28	18	Radiant Panels	Remote Sensor Adj.	Yes	Comfort Cooled Fresh Air	Natural & Central Supply Air	4	via ensuite	Balanced	F7	43	41	100	5	300	A	80	Switch / Dimmer	Bed / Trolley 1.45m
3-C1.4-075		Room 3 - Ensuite	1	Bathroom	28	20	Adjacent Space Transfer Air	None	No	None	Central Dirty Extract	0	minimum 10	Negative	None	n/a	41	200	n/a	None	A	80	Automatic Controls	Floor 0m
3-C1.4-076		Single Room 2	1	Bedroom	28	18	Radiant Panels	Remote Sensor Adj.	Yes	Comfort Cooled Fresh Air	Natural & Central Supply Air	4	via ensuite	Balanced	F7	43	41	100	5	300	A	80	Switch / Dimmer	Bed / Trolley 1.45m
3-C1.4-077		Room 2 - Ensuite	1	Bathroom	28	20	Adjacent Space Transfer Air	None	No	None	Central Dirty Extract	0	minimum 10	Negative	None	n/a	41	200	n/a	None	A	80	Automatic Controls	Floor 0m
3-C1.4-078		Single Room 1	1	Bedroom	28	18	Radiant Panels	Remote Sensor Adj.	Yes	Comfort Cooled Fresh Air	Natural & Central Supply Air	4	via ensuite	Balanced	F7	43	41	100	5	300	A	80	Switch / Dimmer	Bed / Trolley 1.45m
3-C1.4-079		Room 1 - Ensuite	1	Bathroom	28	20	Adjacent Space Transfer Air	None	No	None	Central Dirty Extract	0	minimum 10	Negative	None	43	41	200	n/a	None	A	80	Automatic Controls	Floor 0m
3-C1.4-080		Reception	1	staff base	28	18	Radiant Panels	Remote Sensor Adj.	Yes	Comfort Cooled Fresh Air	None	0	0	n/a	n/a	n/a	43	200/300	n/a	1000	A	80	Switch / Dimmer	General working plane 1m
3-C1.4-081		Touchdown Base 1	1	Reception	28	18	Radiant Panels	Remote Sensor Adj.	Yes	Comfort Cooled Fresh Air	Central Supply Air	3	0	Positive	F7	43	n/a	300	n/a	None	A	80	Automatic Controls	Desk 0.75 to 0.85m
3-C1.4-083		Dirty Utility	1	Dirty utility	28	18	Adjacent Space Transfer Air	None	No	None	Central Dirty Extract	0	6	Negative	None	n/a	41	200	n/a	None	A	80	Automatic Controls	Floor 0m
3-C1.4-084		Bay 2 (Beds 7-9)	1	Multi-bed Wards	28	18	Radiant Panels	Remote Sensor Adj.	Yes	Comfort Cooled Fresh Air	Natural and Central Supply Air	4	via ensuite	positive to ensuite	F7	43	41	100	5	300	A	80	switch / dimmer	Bed / Trolley 1.45m
3-C1.4-085		Bay 2 - Ensuite	1	Bathroom	28	20	Radiant Panels	Remote Sensor Adj.	No	None	Central Dirty Extract	0	10	Negative	None	43	41	200	n/a	None	A	80	Automatic Controls	Floor 0m
3-C1.4-086		Equipment Bay	1	Storage Area Equipment	28	16	Radiant Panels	Remote Sensor Adj.	No	None	Central General Extract	0	3	Negative	None	43	n/a	200	n/a	None	A	80	Automatic Controls	Floor 0m
3-C1.4-087		Consult Room	1	Consulting Room	25	18	Radiant Panels	Remote Sensor Adj.	Yes	Ceiling Cassette - Chilled Water	Central Supply and Extract	3	3	Balanced	F7	43	41	300	n/a	1000	A	80	Switch	Bed / Trolley 1.45m
3-C1.4-088		Beverage Bay	1	Tea Making	28	18	Adjacent Space Transfer	None	No	None	None	0	0	n/a	None	n/a	41	100 KNX	n/a	None	A	80	switch	Floor 0m
3-C1.4-001		Corridor	1	Corridor	28	18	None	None	No	None	None	0	0	n/a	None	N/a	n/a	200	n/a	None	A	80	Automatic Controls	Floor 0m
3-C1.4-003		Corridor	1	Corridor	28	18	Radiant Panels	Remote Sensor Adj.	No	None	None	0	0	n/a	None	43	41	200	n/a	None	A	80	Automatic Controls	Floor 0m
3-C1.4-020		Corridor	1	Corridor	28	18	Radiant Panels	Remote Sensor Adj.	No	None	None	0	0	n/a	None	43	41	200	n/a	None	A	80	Automatic Controls	Floor 0m
3-C1.4-031		Corridor	1	Corridor	28	18	Radiant Panels	Remote Sensor Adj.	No	None	None	0	0	n/a	None	43	n/a	200	n/a	None	A	80	Automatic Controls	Floor 0m

Room No.	Department		Room Name	Qty	Room Function	Temp (max)	Temp (min)	Heating Type	Heating Control	Cooling (present)	Cooling (type)	Ventilation (type)	Supply (ac/hr)	Extract (ac/hr)	Relative pressure	Min filtration	Surface temp	Water temp	Normal lux	Night lux	Local lux	Standby grade	Colour render	Control	Plane
3-C1.4-082			Corridor	1	Corridor	28	18	Radiant Panels	Remote Sensor Adj.	No	None	None	0	0	n/a	None	43	41	200	n/a	None	A	80	Automatic Controls	Floor 0m
3-C1.4-070			Switch Cupboard	1	Switch Cupboard	Not Controlled	Not Controlled	None	None	No	None	None	0	0	n/a	None	n/a	n/a	100	n/a	None	A	80	Automatic Controls	Floor 0m
3-C1.5-002	C1.5	Med / Surg / Neuro / Haemo Shared Support	Store - back up clothing	1	Storage Area Equipment	28	16	Adjacent Space Transfer Air	None	No	None	Central General Extract	0	3	Negative	None	n/a	n/a	200	n/a	None	A	80	Automatic Controls	Floor 0m
3-C1.5-003			Family Sitting Room	1	Common room/staff room/lounge	28	18	Radiant Panels	Remote Sensor Adj.	Yes	Comfort Cooled Fresh Air	Central Supply and Extract	6	8	Negative	F7	43	n/a	300	n/a	None	A	80	Switch	Floor 0m
3-C1.5-004			Baby Infant / Feeding Room	1	Baby Feeding	28	18	Radiant Panels	Remote Sensor Adj.	No	None	Central Dirty Extract	0	10	Negative	None	43	41	100	n/a	None	A	80	Switch	Floor 0m
3-C1.5-005			Nappy Change	1	Nappy Change	28	18	Radiant Panels	Remote Sensor Adj.	No	None	Central Dirty Extract	0	10	Negative	None	43	41	100	n/a	None	A	80	Automatic Controls	Floor 0m
3-C1.5-006			Breast Pump Room	1	Baby Feeding	28	18	Radiant Panels	Remote Sensor Adj.	No	None	Central Dirty Extract	0	10	Negative	None	43	41	100	n/a	None	A	80	Switch	Floor 0m
3-C1.5-007			WC-Wheelchair Accessible	1	Toilet	28	18	Adjacent Space Transfer Air	None	No	None	Central Dirty Extract	0	10	Negative	None	n/a	41	200	n/a	None	A	80	Automatic Controls	Floor 0m
3-C1.5-008			WC-Wheelchair Accessible	1	Toilet	28	18	Adjacent Space Transfer Air	None	No	None	Central Dirty Extract	0	10	Negative	None	n/a	41	200	n/a	None	A	80	Automatic Controls	Floor 0m
3-C1.5-001			Corridor	1	Corridor	28	18	None	None	No	None	Central Supply Air	20	0	Positive	F7	43	n/a	200	n/a	None	A	80	Automatic Controls	Floor 0m
3-C1.6-001	C1.6	Adolescent Shared Accommodation	Dining / Recreation Room	1	Common room/staff room/lounge	28	18	Radiant Panels	Remote Sensor Adj.	Yes	Comfort Cooled Fresh Air	Central Supply and Extract	6	8	Negative	F7	43	41	300	n/a	None	A	80	Switch	Floor 0m
3-C1.6-002			Quiet Room / Study	1	Cellular / Ward Offices	28	18	Radiant Panels	Remote Sensor Adj.	Yes	Comfort Cooled Fresh Air	Central Supply and Extract	4	3	Positive	F7	43	n/a	300	n/a	None	A	80	Switch	Desk 0.75 to 0.85m
3-C1.7-002	C1.7	Paediatric Neurophysiology	EEG Review Room	1	Cellular / Ward Offices	28	18	Radiant Panels	Remote Sensor Adj.	Yes	Ceiling Cassette - Chilled Water	Central Supply and Extract	4	3	Positive	F7	43	n/a	300	n/a	None	A	80	Switch	Desk 0.75 to 0.85m
3-C1.7-003			EEG Recording Room 2	1	Diagnostic room	25	18	Warm Air - Reheat Battery	BMS Adjustable Sensor	Yes	Ceiling Cassette - Chilled Water	Central Supply and Extract	8	8	Balanced	F7	43	41	300	n/a	1000	A	80	Switch / Dimmer	General working plane 1m
3-C1.7-004			EEG Recording Room 1	1	Diagnostic room	25	18	Warm Air - Reheat Battery	BMS Adjustable Sensor	Yes	Ceiling Cassette - Chilled Water	Central Supply and Extract	8	8	Balanced	F7	43	41	300	n/a	1000	A	80	Switch / Dimmer	General working plane 1m
3-C1.7-005			Evoked Potential Recording Room	1	Diagnostic room	25	18	Warm Air - Reheat Battery	BMS Adjustable Sensor	Yes	Ceiling Cassette - Chilled Water	Central Supply and Extract	8	8	Balanced	F7	43	41	300	n/a	1000	A	80	Switch / Dimmer	General working plane 1m
3-C1.7-001			Corridor	1	Corridor	28	18	Radiant Panels	Remote Sensor Adj.	No	None	None	0	0	n/a	none	43	n/a	200	n/a	None	A	80	Automatic Controls	Floor 0m
3-C1.8-002	C1.8	Surgical Short Stay Inpatients - 14 Beds	Disposal Hold	1	Disposal Hold	28	16	Adjacent Space Transfer Air	None	No	None	Central Dirty Extract	0	6	Negative	None	n/a	n/a	200	n/a	None	A	80	Automatic Controls	Floor 0m
3-C1.8-003			Dirty Utility	1	Dirty utility	28	18	Adjacent Space Transfer Air	None	No	None	Central Dirty Extract	0	6	Negative	None	n/a	41	200	n/a	None	A	80	Automatic Controls	Floor 0m
3-C1.8-005			Single Room 9	1	Bedroom	28	18	Radiant Panels	Remote Sensor Adj.	Yes	Comfort Cooled Fresh Air	Natural & Central Supply Air	4	via ensuite	Balanced	F7	43	41	100	5	300	A	80	Switch / Dimmer	Bed / Trolley 1.45m
3-C1.8-006			Room 9 - Ensuite	1	Bathroom	28	20	Radiant Panels	Remote Sensor Adj.	No	None	Central Dirty Extract	0	minimum 10	Negative	None	43	41	200	n/a	None	A	80	Automatic Controls	Floor 0m
3-C1.8-007			Staff WC	1	Toilet	28	18	Adjacent Space Transfer Air	None	No	None	Central Dirty Extract	0	10	Negative	None	n/a	41	200	n/a	None	A	80	Automatic Controls	Floor 0m
3-C1.8-008			WC - Visitors	1	Toilet	28	18	Adjacent Space Transfer Air	None	No	None	Central Dirty Extract	0	10	Negative	None	n/a	41	200	n/a	None	A	80	Automatic Controls	Floor 0m
3-C1.8-009			Dining / Play Room	1	Eating/Drinking	28	18	Radiant Panels	Remote Sensor Adj.	Yes	Comfort Cooled Fresh Air	Central Supply and Extract	5 people at 10 l/s per person (4ach)	5 people at 10 l/s per person (4ach)	Balanced	F7	43	41	300	n/a	None	A	80	Switch	Floor 0m
3-C1.8-010			Ward Kitchen	1	Ward Kitchen	28	18	Radiant Panels	Remote Sensor Adj.	No	None	Central General Extract	0	6	Negative	None	43	60	500	n/a	None	A	80	Switch	General working plane 1m
3-C1.8-011			Reception Desk/Staff Base	1	Reception	28	18	Radiant Panels	Remote Sensor Adj.	Yes	Wall Mounted Unit	Central Supply Air	3	0	Positive	F7	43	n/a	300	n/a	None	A	80	Switch	Desk 0.75 to 0.85m
3-C1.8-012			DSR	1	DSR	28	18	Adjacent Space Transfer Air	None	No	None	Central Dirty Extract	0	6	Negative	None	n/a	60	100	n/a	None	A	80	Automatic Controls	Floor 0m
3-C1.8-013			Store - General	1	Storage Area Equipment	28	16	Adjacent Space Transfer Air	None	No	None	Central General Extract	0	3	Negative	None	n/a	n/a	200	n/a	None	A	80	Automatic Controls	Floor 0m
3-C1.8-014			Clean Utility	1	Clean Utility	28	18	Radiant Panels	Remote Sensor Adj.	Yes	Comfort Cooled Fresh Air	Central Supply Air	6	0	Positive	F7	43	41	150	n/a	None	A	80	Automatic Controls	General working plane 1m
3-C1.8-015			Treatment Room	1	Treatment Room	25	18	Radiant Panels	Remote Sensor Adj.	Yes	Comfort Cooled Fresh Air	Central Supply Air	10	0	Positive	F7	43	41	500	n/a	1000	A	90	Switch	Bed / Trolley 1.45m
3-C1.8-016			Bay 1 (beds 1-4)	1	Multi-bed Wards	28	18	Radiant Panels	Remote Sensor Adj.	Yes	Comfort Cooled Fresh Air	Natural and Central Supply Air	4	via ensuite	positive to ensuite	F7	43	41	100	5	300	A	80	switch / dimmer	Bed / Trolley 1.45m
3-C1.8-017			Bay 1 - Ensuite	1	Bathroom	28	20	Adjacent Space Transfer Air	None	No	None	Central Dirty Extract	0	10	Negative	None	n/a	41	200	n/a	None	A	80	Automatic Controls	Floor 0m
3-C1.8-018			Bay 1 - Toilet	1	Toilet	28	18	Radiant Panels	Remote Sensor Adj.	No	None	Central Dirty Extract	0	10	Negative	None	43	41	200	n/a	None	A	80	Automatic Controls	Floor 0m
3-C1.8-019			Touchdown Base 1	1	Staff base	28	18	Radiant Panels	Remote Sensor Adj.	Yes	Comfort Cooled Fresh Air	None	0	0	n/a	n/a	n/a	43	200/300	n/a	1000	A	80	Switch / Dimmer	General working plane 1m
3-C1.8-020			Resuscitation Trolley Bay	1	Circulation Equipment Storage Bays	28	16	Adjacent Space Transfer	None	No	None	None	0	0	n/a	None	n/a	n/a	200	n/a	None	A	80	Automatic Controls	Floor 0m
3-C1.8-021			Single Room 10	1	Bedroom	28	18	Radiant Panels	Remote Sensor Adj.	Yes	Comfort Cooled Fresh Air	Natural & Central Supply Air	4	via ensuite	Balanced	F7	43	41	100	5	300	A	80	Switch / Dimmer	Bed / Trolley 1.45m
3-C1.8-022			Room 11 - Ensuite	1	Bathroom	28	20	Adjacent Space Transfer Air	None	No	None	Central Dirty Extract	0	minimum 10	Negative	None	n/a	41	200	n/a	None	A	80	Automatic Controls	Floor 0m
3-C1.8-023			Single Room 15	1	Bedroom	28	18	Radiant Panels	Remote Sensor Adj.	Yes	Comfort Cooled Fresh Air	Natural & Central Supply Air	4	via ensuite	Balanced	F7	43	41	100	5	300	A	80	Switch / Dimmer	Bed / Trolley 1.45m
3-C1.8-024			Room 15 - Ensuite	1	Bathroom	28	20	Radiant Panels	Remote Sensor Adj.	No	None	Central Dirty Extract	0	minimum 10	Negative	None	43	41	200	n/a	None	A	80	Automatic Controls	Floor 0m
3-C1.8-025			Single Room 14	1	Bedroom	28	18	Radiant Panels	Remote Sensor Adj.	Yes	Ceiling Cassette - Chilled Water	Natural & Central Supply Air	4	via ensuite	Balanced	F7	43	41	100	5	300	A	80	Switch / Dimmer	Bed / Trolley 1.45m
3-C1.8-026			Room 14 - Ensuite	1	Bathroom	28	20	Radiant Panels	Remote Sensor Adj.	No	None	Central Dirty Extract	0	minimum 10	Negative	None	43	41	200	n/a	None	A	80	Automatic Controls	Floor 0m
3-C1.8-027			Bay 2 (beds5-8)	1	Multi-bed Wards	28	18	Radiant Panels	Remote Sensor Adj.	Yes	Comfort Cooled Fresh Air	Natural and Central Supply Air	4	via ensuite	positive to ensuite	F7	43	41	100	5	300	A	80	switch / dimmer	Bed / Trolley 1.45m
3-C1.8-028			Bay 2 - Toilet	1	Toilet	28	18	Adjacent Space Transfer Air	None	No	None	Central Dirty Extract	0	10	Negative	None	n/a	41	200	n/a	None	A	80	Automatic Controls	Floor 0m
3-C1.8-029			Bay 2 - Ensuite	1	Bathroom	28	20	Radiant Panels	Remote Sensor Adj.	No	None	Central Dirty Extract	0	minimum 10	Negative	None	43	41	200	n/a	None	A	80	Automatic Controls	Floor 0m
3-C1.8-030			Single Room 12	1	Bedroom	28	18	Radiant Panels	Remote Sensor Adj.	Yes	Ceiling Cassette - Chilled Water	Natural & Central Supply Air	4	via ensuite	Balanced	F7	43	41	100	5	300	A	80	Switch / Dimmer	Bed / Trolley 1.45m
3-C1.8-031			Room 12 - Ensuite	1	Bathroom	28	20	Adjacent Space Transfer Air	None	No	None	Central Dirty Extract	0	minimum 10	Negative	None	n/a	41	200	n/a	None	A	80	Automatic Controls	Floor 0m
3-C1.8-032			Single Room 11	1	Bedroom	28	18	Radiant Panels	Remote Sensor Adj.	Yes	Ceiling Cassette - Chilled Water	Natural & Central Supply Air	4	via ensuite	Balanced	F7	43	41	100	5	300	A	80	Switch / Dimmer	Bed / Trolley 1.45m
3-C1.8-033			Room 10 - Ensuite	1	Bathroom	28	20	Radiant Panels	Remote Sensor Adj.	No	None	Central Dirty Extract	0	minimum 10	Negative	None	43	41	200	n/a	None	A	80	Automatic Controls	Floor 0m
3-C1.8-034			Linen Bay (1 Trolley)	1	Linen Bay	28	16	Adjacent Space Transfer	None	No	None	None	0	0	n/a	None	n/a	n/a	100 (KNX)	n/a	None	A	80	Automatic Controls	Floor 0m
3-C1.8-035			Patient's Assisted Bathroom	1	Bathroom	28	20	Radiant Panels	Remote Sensor Adj.	No	None	Central Dirty Extract	0	10	Negative	None	43	41	200	n/a	None	A	80	Switch	Floor 0m
3-C1.8-036			Store - Equipment	1	Storage Area Equipment	28	16	Adjacent Space Transfer Air	None	No	None	Central General Extract	0	3	Negative	None	n/a	n/a	200	n/a	None	A	80	Automatic Controls	Floor 0m
3-C1.8-037			Senior Charge Nurse Office	1	Cellular / Ward Offices	28	18	Radiant Panels	Remote Sensor Adj.	Yes	Wall Mounted Unit	Central Supply and Extract	4	3	Positive	F7	43	n/a	300	n/a	None	A	80	Switch	Desk 0.75 to 0.85m

RHSC / DCN Environmental Matrix

Room No.	Department		Room Name	Qty	Room Function	Temp (max)	Temp (min)	Heating Type	Heating Control	Cooling (present)	Cooling (type)	Ventilation (type)	Supply (ac/hr)	Extract (ac/hr)	Relative pressure	Min filtration	Surface temp	Water temp	Normal lux	Night lux	Local lux	Standby grade	Colour render	Control	Plane
3-C1.8-040			Touchdown Base 2	1	staff base	28	18	Radiant Panels	Remote Sensor Adj.	No	None	None	0	0	n/a	n/a	43	n/a	200/300	n/a	1000	A	80	Switch / Dimmer	General working plane 1m
3-C1.8-001			Corridor	1	Corridor	28	18	Radiant Panels	Remote Sensor Adj.	No	None	None	0	0	n/a	None	43	41	200	n/a	None	A	80	Automatic Controls	Floor 0m
3-C1.8-004			Corridor	1	Corridor	28	18	Radiant Panels	Remote Sensor Adj.	No	None	None	0	0	n/a	None	43	41	200	n/a	None	A	80	Automatic Controls	Floor 0m
3-C1.8-038			Switch Cupboard	1	Switch Cupboard	Not Controlled	Not Controlled	None	None	No	None	None	0	0	n/a	None	n/a	n/a	100	n/a	None	A	80	Automatic Controls	Floor 0m
3-C2-003			DSR	1	DSR	28	18	Adjacent Space Transfer Air	None	No	None	Central Dirty Extract	0	6	Negative	None	n/a	60	100	n/a	None	A	80	Automatic Controls	Floor 0m
3-C2-004			Seminar Room	1	Meeting Room	25	18	Radiant Panels	Remote Sensor Adj.	Yes	Ceiling Cassette - Chilled Water	Central Supply and Extract	18 people at 10 l/s per person (9ach)	18 people at 10 l/s per person (9ach)	Balanced	F7	43	n/a	300	n/a	None	A	80	Switch	Desk 0.75 to 0.85m
3-C2-005			Staff Room	1	Common room/staff room/lounge	28	18	Radiant Panels	Remote Sensor Adj.	Yes	Comfort Cooled Fresh Air	Central Supply and Extract	6	8	Negative	F7	43	41	300	n/a	None	A	80	Switch	Floor 0m
3-C2-006			Parent Shower Room	1	Bathroom	28	20	Radiant Panels	Remote Sensor Adj.	No	None	Central Dirty Extract	0	10	Negative	None	43	41	200	n/a	None	A	80	Automatic Controls	Floor 0m
3-C2-001			Corridor	1	Corridor	28	18	None	None	No	None	None	0	0	n/a	None	n/a	n/a	200	n/a	None	A	80	Automatic Controls	Floor 0m
3-C3-002			Food Prep Area	1	Ward Kitchen	28	18	Radiant Panels	Remote Sensor Adj.	No	None	Central General Extract	0	6	Negative	None	43	60	500	n/a	None	A	80	Switch	General working plane 1m
3-C3-003			Wash Room	1	Bathroom	28	20	Adjacent Space Transfer Air	None	No	None	Central Dirty Extract	0	10	Negative	None	n/a	41	200	n/a	None	A	80	Automatic Controls	Floor 0m
3-C3-004	C3	Special Feeds Unit	Office Ante Room	1	Cellular / Ward Offices	28	18	Radiant Panels	Remote Sensor Adj.	Yes	Comfort Cooled Fresh Air	Central Supply and Extract	4	4	Balanced	F7	43	n/a	300	n/a	None	A	80	Switch	Desk 0.75 to 0.85m
3-C3-005			Store - Feeds	1	Storage Area Equipment	28	16	Adjacent Space Transfer Air	None	No	None	Central General Extract	0	3	Negative	None	n/a	n/a	200	n/a	None	A	80	Automatic Controls	Floor 0m
3-C3-001			Corridor	1	Corridor	28	18	None	None	No	None	None	0	0	n/a	None	n/a	n/a	200	n/a	None	A	80	Automatic Controls	Floor 0m
3-C4-002			Store	1	Storage Area Equipment	28	16	Radiant Panels	Remote Sensor Adj.	No	None	Central General Extract	0	3	Negative	None	43	n/a	200	n/a	None	A	80	Automatic Controls	Floor 0m
3-C4-003			Room 1 - Ensuite	1	Bathroom	28	20	Adjacent Space Transfer Air	None	No	None	Central Dirty Extract	0	10	Negative	None	n/a	41	200	n/a	None	A	80	Automatic Controls	Floor 0m
3-C4-005			Sleep Room 1	1	Bedroom	28	18	Radiant Panels	Remote Sensor Adj.	Yes	Comfort Cooled Fresh Air	Natural & Central Supply Air	4	via ensuite	Positive	F7	43	41	100	5	300	A	80	Switch / Dimmer	Bed / Trolley 1.45m
3-C4-006			Parents Room	1	Bedroom	28	18	Radiant Panels	Remote Sensor Adj.	Yes	Comfort Cooled Fresh Air	Natural & Central Supply Air	4	None	positive	F7	43	n/a	100	n/a	None	A	80	Switch / Dimmer	Floor 0m
3-C4-007			Control Room	1	Cellular / Ward Offices	28	18	Radiant Panels	Remote Sensor Adj.	No	None	Central General Extract	0	2	Negative	None	43	n/a	300	n/a	None	A	80	Switch	Desk 0.75 to 0.85m
3-C4-008	C4	Sleep Lab	Sleep Room 2	1	Bedroom	28	18	Radiant Panels	Remote Sensor Adj.	Yes	Comfort Cooled Fresh Air	Natural & Central Supply Air	4	via ensuite	Positive	F7	43	41	100	5	300	A	80	Switch / Dimmer	Bed / Trolley 1.45m
3-C4-009			Parents Room	1	Bedroom	28	18	Radiant Panels	Remote Sensor Adj.	Yes	Comfort Cooled Fresh Air	Central Supply Air	4	None	positive	F7	43	n/a	100	n/a	None	A	80	Switch / Dimmer	Floor 0m
3-C4-010			Room 2 - Ensuite	1	Bathroom	28	20	Adjacent Space Transfer Air	None	No	None	Central Dirty Extract	0	10	Negative	None	n/a	41	200	n/a	None	A	80	Automatic Controls	Floor 0m
3-C4-001			Corridor	1	Corridor	28	18	Radiant Panels	Remote Sensor Adj.	No	None	None	0	0	n/a	None	43	n/a	200	n/a	None	A	80	Automatic Controls	Floor 0m
3-C4-001A			Corridor	1	Corridor	28	18	Radiant Panels	Remote Sensor Adj.	No	None	None	0	0	n/a	None	43	n/a	200	n/a	None	A	80	Automatic Controls	Floor 0m
3-C4-001B			Corridor	1	Corridor	28	18	None	None	No	None	None	0	0	n/a	None	n/a	n/a	200	n/a	None	A	80	Automatic Controls	Floor 0m
4-C5-002			WC - Wheelchair accessible	1	Toilet	28	18	Adjacent Space Transfer Air	None	No	None	Central Dirty Extract	0	10	Negative	None	n/a	41	200	n/a	None	A	80	Automatic Controls	Floor 0m
4-C5-003			Store	1	Storage Area Equipment	28	16	Adjacent Space Transfer Air	None	No	None	Central General Extract	0	3	Negative	None	n/a	n/a	200	n/a	None	A	80	Automatic Controls	Floor 0m
4-C5-004			Primary Classroom	1	Classroom	28	18	Radiant Panels	Remote Sensor Adj.	Yes	Ceiling Cassette - Chilled Water	Central Supply and Extract	7 people at 10 l/s per person (5ach)	7 people at 10 l/s per person (5ach)	Balanced	F7	43	41	300	n/a	None	A	80	Switch	Desk 0.75 to 0.85m
4-C5-005			Upper Primary Classroom	1	Classroom	28	18	Radiant Panels	Remote Sensor Adj.	Yes	Ceiling Cassette - Chilled Water	Central Supply and Extract	7 people at 10 l/s per person (5ach)	7 people at 10 l/s per person (5ach)	Balanced	F7	43	41	300	n/a	None	A	80	Switch	Desk 0.75 to 0.85m
4-C5-006	C5	Classrooms	Secondary Classroom	1	Classroom	28	18	Radiant Panels	Remote Sensor Adj.	Yes	Ceiling Cassette - Chilled Water	Central Supply and Extract	11 people at 10 l/s per person (8ach)	11 people at 10 l/s per person (8ach)	Balanced	F7	43	41	300	n/a	None	A	80	Switch	Desk 0.75 to 0.85m
4-C5-007			Administration Area	1	Cellular / Ward Offices	28	18	Radiant Panels	Remote Sensor Adj.	Yes	Comfort Cooled Fresh Air	Central Supply and Extract	4	3	Positive	F7	43	n/a	300	n/a	None	A	80	Switch	Desk 0.75 to 0.85m
4-C5-008			Resource Storage	1	Storage Area Equipment	28	16	Adjacent Space Transfer Air	None	No	None	Central General Extract	0	3	Negative	None	n/a	n/a	200	n/a	None	A	80	Automatic Controls	Floor 0m
4-C5-009			WC Ambulant	1	Toilet	28	18	Adjacent Space Transfer Air	None	No	None	Central Dirty Extract	0	10	Negative	None	n/a	41	200	n/a	None	A	80	Automatic Controls	Floor 0m
4-C5-001			Corridor	1	Corridor	28	18	None	None	No	None	None	0	0	n/a	None	n/a	n/a	200	n/a	None	A	80	Automatic Controls	Floor 0m
1-D1-001			DSR	1	DSR	28	18	Adjacent Space Transfer Air	None	No	None	Central Dirty Extract	0	6	Negative	None	n/a	60	100	n/a	None	A	80	Automatic Controls	Floor 0m
1-D1-002			Consulting Room 1	1	Consulting Room	25	18	Radiant Panels	Remote Sensor Adj.	Yes	Ceiling Cassette - Chilled Water	Central Supply and Extract	3	3	Balanced	F7	43	41	300	n/a	1000	A	80	Switch	Bed / Trolley 1.45m
1-D1-003			Treatment Room 4	1	Treatment Room	25	18	Radiant Panels	Remote Sensor Adj.	Yes	Comfort Cooled Fresh Air	Central Supply Air	10	0	Positive	F7	43	41	500	n/a	1000	A	90	Switch	Bed / Trolley 1.45m
1-D1-004			Linen Bay	1	Linen Bay	28	16	Adjacent Space Transfer	None	No	None	None	0	0	n/a	None	n/a	n/a	100 (KNX)	n/a	None	A	80	Automatic Controls	Floor 0m
1-D1-005			Consulting Room 2	1	Consulting Room	25	18	Radiant Panels	Remote Sensor Adj.	Yes	Ceiling Cassette - Chilled Water	Central Supply and Extract	3	3	Balanced	F7	43	41	300	n/a	1000	A	80	Switch	Bed / Trolley 1.45m
1-D1-008			Treatment Room 5	1	Treatment Room	25	18	Radiant Panels	Remote Sensor Adj.	Yes	Ceiling Cassette - Chilled Water	Central Supply Air	10	0	Positive	F7	43	41	500	n/a	1000	A	90	Switch	Bed / Trolley 1.45m
1-D1-009			Resuscitation Trolley Bay	1	Resus Trolley bay	28	18	Adjacent Space Transfer	None	No	None	None	0	0	n/a	None	n/a	n/a	200	n/a	None	A	80	Automatic Controls	Bed / Trolley 1.45m
1-D1-010			Dirty Utility	1	Dirty utility	28	18	Adjacent Space Transfer Air	None	No	None	Central Dirty Extract	0	6	Negative	None	n/a	41	200	n/a	None	A	80	Automatic Controls	Floor 0m
1-D1-011			WC wheelchair accessible	1	Toilet	28	18	Adjacent Space Transfer Air	None	No	None	Central Dirty Extract	0	10	Negative	None	n/a	41	200	n/a	None	A	80	Automatic Controls	Floor 0m
1-D1-012			Shower Room	1	Bathroom	28	20	Radiant Panels	Remote Sensor Adj.	No	None	Central Dirty Extract	0	10	Negative	None	43	41	200	n/a	None	A	80	Automatic Controls	Floor 0m
1-D1-013			Clean Utility	1	Clean Utility	28	18	Radiant Panels	Remote Sensor Adj.	Yes	Comfort Cooled Fresh Air	Central Supply Air	6	0	Positive	F7	43	41	150	n/a	None	A	80	Automatic Controls	General working plane 1m
1-D1-014			Consulting Room 3	1	Consulting Room	25	18	Radiant Panels	Remote Sensor Adj.	Yes	Ceiling Cassette - Chilled Water	Central Supply and Extract	3	3	Balanced	F7	43	41	300	n/a	1000	A	80	Switch	Bed / Trolley 1.45m
1-D1-015			Play Room	1	Common room/staff room/lounge	28	18	Radiant Panels	Remote Sensor Adj.	Yes	Comfort Cooled Fresh Air	Central Supply and Extract	6	8	Negative	F7	43	41	300	n/a	None	A	80	Switch	Floor 0m
1-D1-016			Consulting Room 6	1	Consulting Room	25	18	Radiant Panels	Remote Sensor Adj.	Yes	Ceiling Cassette - Chilled Water	Central Supply and Extract	6	4	Positive	F7	43	41	300	n/a	1000	A	80	Switch	Bed / Trolley 1.45m
1-D1-017			Consulting Room 7	1	Consulting Room	25	18	Radiant Panels	Remote Sensor Adj.	Yes	Ceiling Cassette - Chilled Water	Central Supply and Extract	3	3	Balanced	F7	43	41	300	n/a	1000	A	80	Switch	Bed / Trolley 1.45m
1-D1-018			Consulting Room 14	1	Consulting Room	25	18	Radiant Panels	Remote Sensor Adj.	Yes	Ceiling Cassette - Chilled Water	Central Supply and Extract	3	3	Balanced	F7	43	41	300	n/a	1000	A	80	Switch	Bed / Trolley 1.45m

RHSC / DCN Environmental Matrix

Room No.	Department	Room Name	Qty	Room Function	Temp (max)	Temp (min)	Heating Type	Heating Control	Cooling (present)	Cooling (type)	Ventilation (type)	Supply (ac/hr)	Extract (ac/hr)	Relative pressure	Min filtration	Surface temp	Water temp	Normal lux	Night lux	Local lux	Standby grade	Colour render	Control	Plane
1-D1-019		Consulting Room 12	1	Consulting Room	25	18	Radiant Panels	Remote Sensor Adj.	Yes	Ceiling Cassette - Chilled Water	Central Supply and Extract	3	3	Balanced	F7	43	41	300	n/a	1000	A	80	Switch	Bed / Trolley 1.45m
1-D1-020		Consulting Room 8	1	Consulting Room	25	18	Radiant Panels	Remote Sensor Adj.	Yes	Ceiling Cassette - Chilled Water	Central Supply and Extract	3	3	Balanced	F7	43	41	300	n/a	1000	A	80	Switch	Bed / Trolley 1.45m
1-D1-021		Consulting Room 9	1	Consulting Room	25	18	Radiant Panels	Remote Sensor Adj.	Yes	Ceiling Cassette - Chilled Water	Central Supply and Extract	3	3	Balanced	F7	43	41	300	n/a	1000	A	80	Switch	Bed / Trolley 1.45m
1-D1-022		Consulting Room 11	1	Consulting Room	25	18	Radiant Panels	Remote Sensor Adj.	Yes	Ceiling Cassette - Chilled Water	Central Supply and Extract	3	3	Balanced	F7	43	41	300	n/a	1000	A	80	Switch	Bed / Trolley 1.45m
1-D1-023		Consulting Room 10	1	Consulting Room	25	18	Radiant Panels	Remote Sensor Adj.	Yes	Ceiling Cassette - Chilled Water	Central Supply and Extract	3	3	Balanced	F7	43	41	300	n/a	1000	A	80	Switch	Bed / Trolley 1.45m
1-D1-025		Physical Measurement	1	Consulting Room	25	18	Radiant Panels	Remote Sensor Adj.	No	None	None	0	0	n/a	None	43	41	300	n/a	1000	A	80	Switch	General working plane 1m
1-D1-026		Infant Measuring Room	1	Consulting Room	25	18	Radiant Panels	Remote Sensor Adj.	Yes	Ceiling Cassette - Chilled Water	Central Supply and Extract	2 people at 10 l/s per person (4ach)	2 people at 10 l/s per person (4ach)	Balanced	F7	43	41	300	n/a	1000	A	80	Switch	General working plane 1m
1-D1-027		Sub Waiting Area (incl supervised play) with Nurse Base	1	Waiting Room	28	18	Underfloor Heating	BMS Adjustable Sensor	Yes	Comfort Cooled Fresh Air	Central Supply and Extract	5	5	Balanced	F7	43	n/a	300	n/a	None	A	80	Switch	Floor 0m
1-D1-029		Baby Infant / Feeding Room	1	Baby Feeding	28	18	Radiant Panels	Remote Sensor Adj.	No	None	Dirty Extract	0	10	Negative	None	43	41	100	n/a	None	A	80	Automatic Controls	Floor 0m
1-D1-030		Nappy Change	1	Nappy Change	28	18	Radiant Panels	Remote Sensor Adj.	No	None	Central Dirty Extract	0	10	Negative	None	43	41	100	n/a	None	A	80	Automatic Controls	Floor 0m
1-D1-031		Equipment / General Store	1	Storage Area Equipment	28	16	Radiant Panels	Remote Sensor Adj.	No	None	Central General Extract	0	3	Negative	None	43	n/a	200	n/a	None	A	80	Automatic Controls	Floor 0m
1-D1-032		WC wheelchair accessible	1	Toilet	28	18	Radiant Panels	Remote Sensor Adj.	No	None	Central Dirty Extract	0	10	Negative	None	43	41	200	n/a	None	A	80	Automatic Controls	Floor 0m
1-D1-033		Phlebotomy Room	1	Consulting Room	25	18	Radiant Panels	Remote Sensor Adj.	Yes	Ceiling Cassette - Chilled Water	Central Supply and Extract	2 people at 10 l/s per person (4ach)	2 people at 10 l/s per person (4ach)	Balanced	F7	43	41	300	n/a	1000	A	80	Switch	Bed / Trolley 1.45m
1-D1-034		Mobile Hoist Bay	1	Circulation Equipment Storage Bays	28	16	Adjacent Space Transfer	None	No	None	None	0	0	n/a	None	n/a	n/a	200	n/a	None	A	80	Automatic Controls	Floor 0m
1-D1-035		Disposal Hold	1	Disposal Hold	28	16	Radiant Panels	R		ne	Central Dirty Extract	0	6	Negative	None	43					A	80	Automatic Controls	Floor 0m
1-D1-036		Physical Measurement	1	Consulting Room	25	18	Radiant Panels	R		ne	None	0	0	n/a	None	43				0	A	80	Switch	General working plane 1m
1-D1-037		Reception	1	Reception	28	18	Underfloor Heating	BMS Adjustable Sensor	Yes	Comfort Cooled Fresh Air	Central Supply and Extract	2 people at 10 l/s per person (4ach)	2 people at 10 l/s per person (4ach)	Balanced	F7	43	n/a	300	n/a	None	A	80	Automatic Controls	Desk 0.75 to 0.85m
1-D1-038		Staff WC	1	Toilet	28	18	Adjacent Space Transfer Air	None	No	None	Central Dirty Extract	0	10	Negative	None	n/a	41	200	n/a	None	A	80	Automatic Controls	Floor 0m
1-D1-040		Staff Office 2 (Person)	1	Cellular / Ward Offices	28	18	Radiant Panels	Remote Sensor Adj.	Yes	Comfort Cooled Fresh Air	Central Supply and Extract	4	3	Positive	F7	43	n/a	300	n/a	None	A	80	Automatic Controls	Desk 0.75 to 0.85m
1-D1-041		Parking Bay	1	Circulation Equipment Storage Bays	28	16	Adjacent Space Transfer	None	No	None	None	0	0	n/a	None	n/a	n/a	200	n/a	None	A	80	Automatic Controls	Floor 0m
1-D1-042		WC & handwash: specimen; wheelchair	1	Toilet	28	18	Adjacent Space Transfer Air	None	No	None	Central Dirty Extract	0	10	Negative	None	n/a	41	200	n/a	None	A	80	Automatic Controls	Floor 0m
1-D1-043		DSR	1	DSR	28	18	Adjacent Space Transfer Air	None	No	None	Central Dirty Extract	0	6	Negative	None	n/a	60	100	n/a	None	A	80	Automatic Controls	Floor 0m
1-D1-044		Fields Test Room	1	Consulting Room	25	18	Radiant Panels	Remote Sensor Adj.	Yes	Comfort Cooled Fresh Air	Central Supply and Extract	4	3	Positive	F7	43	41	300	n/a	1000	A	80	Switch	Desk 0.75 to 0.85m
1-D1-045		Consulting Room 15	1	Consulting Room	25	18	Radiant Panels	Remote Sensor Adj.	Yes	Ceiling Cassette - Chilled Water	Central Supply and Extract	4	3	Positive	F7	43	41	300	n/a	1000	A	80	Switch	Bed / Trolley 1.45m
1-D1-046		Consulting Room 16	1	Consulting Room	25	18	Radiant Panels	Remote Sensor Adj.	Yes	Ceiling Cassette - Chilled Water	Central Supply and Extract	4	3	Positive	F7	43	41	300	n/a	1000	A	80	Switch	Bed / Trolley 1.45m
1-D1-047		Consulting Room 17	1	Consulting Room	25	18	Radiant Panels	Remote Sensor Adj.	Yes	Ceiling Cassette - Chilled Water	Central Supply and Extract	4	3	Positive	F7	43	41	300	n/a	1000	A	80	Switch	Bed / Trolley 1.45m
1-D1-048		Consulting Room 18	1	Consulting Room	25	18	Radiant Panels	Remote Sensor Adj.	Yes	Ceiling Cassette - Chilled Water	Central Supply and Extract	4	3	Positive	F7	43	41	300	n/a	1000	A	80	Switch	Bed / Trolley 1.45m
G-D1-001		Nappy Change	1	Nappy Change	28	18	Radiant Panels	Remote Sensor Adj.	No	None	Central Dirty Extract	0	10	Negative	None	43	41	100	n/a	None	A	80	Automatic Controls	Floor 0m
G-D1-002		Baby Infant / Feeding Room	1	Baby Feeding	28	18	Radiant Panels	Remote Sensor Adj.	No	None	Centrall Dirty Extract	0	10	Negative	None	43	41	100	n/a	None	A	80	Automatic Controls	Floor 0m
G-D1-003	D1	WC wheelchair accessible	1	Toilet	28	18	Adjacent Space Transfer Air	None	No	None	Central Dirty Extract	0	10	Negative	None	n/a	41	200	n/a	None	A	80	Automatic Controls	Floor 0m
G-D1-004		Staff WC	1	Toilet	28	18	Adjacent Space Transfer Air	None	No	None	Central Dirty Extract	0	10	Negative	None	n/a	41	200	n/a	None	A	80	Automatic Controls	Floor 0m
G-D1-005		Store Room	1	Storage Area Equipment	28	16	Adjacent Space Transfer Air	None	No	None	Central General Extract	0	3	Negative	None	n/a	n/a	200	n/a	None	A	80	Automatic Controls	Floor 0m
G-D1-006		Disposal Hold	1	Disposal Hold	28	16	Radiant Panels	Remote Sensor Adj.	No	None	Central Dirty Extract	0	6	Negative	None	43				None	A	80	Automatic Controls	Floor 0m
G-D1-007		DSR	1	DSR	28	18	Adjacent Space Transfer Air	None	No	None	Central Dirty Extract	0	6	Negative	None	n/a				None	A	80	Automatic Controls	Floor 0m
G-D1-008		Plaster Suite (3 bays)	1	Plaster Suite (3 bays)	25	18	Radiant Panels	Remote Sensor Adj.	Yes	Comfort Cooled Fresh Air	Central Supply and Extract	7	7	Balanced	F7	43	41	300	n/a	1000	A	80	Switch	Bed / Trolley 1.45m
G-D1-009		Store: Plaster	1	Storage Area Equipment	28	16	Adjacent Space Transfer Air	None	No	None	Central General Extract	0	3	Negative	None	n/a	n/a	200	n/a	None	A	80	Automatic Controls	Floor 0m
G-D1-010		Orthotics Workshop	1	Small Workshop	28	18	Radiant Panels	Remote Sensor Adj.	Yes	Ceiling Cassette - Chilled Water	Central Supply and Extract	4	6	Negative	F7	43	41	300	n/a	None	A	80	Switch	Desk 0.75 to 0.85m
G-D1-011		Consulting Room 12	1	Consulting Room	25	18	Radiant Panels	Remote Sensor Adj.	Yes	Ceiling Cassette - Chilled Water	Central Supply and Extract	3	3	Balanced	F7	43	41	300	n/a	1000	A	80	Switch	Bed / Trolley 1.45m
G-D1-012		Consulting Room 11	1	Consulting Room	25	18	Radiant Panels	Remote Sensor Adj.	Yes	Ceiling Cassette - Chilled Water	Central Supply and Extract	3	3	Balanced	F7	43	41	300	n/a	1000	A	80	Switch	Bed / Trolley 1.45m
G-D1-013		Consulting Room 10	1	Consulting Room	25	18	Radiant Panels	Remote Sensor Adj.	Yes	Ceiling Cassette - Chilled Water	Central Supply and Extract	3	3	Balanced	F7	43	41	300	n/a	1000	A	80	Switch	Bed / Trolley 1.45m
G-D1-014		Consulting Room 9	1	Consulting Room	25	18	Radiant Panels	Remote Sensor Adj.	Yes	Ceiling Cassette - Chilled Water	Central Supply and Extract	3	3	Balanced	F7	43	41	300	n/a	1000	A	80	Switch	Bed / Trolley 1.45m
G-D1-015		Physical Measurement	1	Consulting Room	25	18	Radiant Panels	Remote Sensor Adj.	No	None	None	0	0	n/a	None	43	41	300	n/a	1000	A	80	Switch	General working plane 1m
G-D1-016		Acorn Room 1	1	Consulting Room	25	18	Radiant Panels	Remote Sensor Adj.	Yes	Ceiling Cassette - Chilled Water	Central Supply and Extract	3	3	Balanced	F7	43	41	300	n/a	1000	A	80	Switch	Bed / Trolley 1.45m
G-D1-019		Equipment / General Store	1	Storage Area Equipment	28	16	Adjacent Space Transfer Air	None	No	None	Central General Extract	0	3	Negative	None	n/a	n/a	200	n/a	None	A	80	Automatic Controls	Floor 0m
G-D1-020		Phlebotomy Room	1	Consulting Room	25	18	Radiant Panels	Remote Sensor Adj.	Yes	Comfort Cooled Fresh Air	Central Supply and Extract	2 people at 10 l/s per person (3ach)	2 people at 10 l/s per person (3ach)	Balanced	F7	43	41	300	n/a	1000	A	80	Switch	Bed / Trolley 1.45m
G-D1-021		Acorn Room 2	1	Consulting Room	25	18	Radiant Panels	Remote Sensor Adj.	Yes	Ceiling Cassette - Chilled Water	Central Supply and Extract	3	3	Balanced	F7	43	41	300	n/a	1000	A	80	Switch	Bed / Trolley 1.45m
G-D1-022		Mobile Hoist Bay	1	Circulation Equipment Storage Bays	28	16	Radiant Panels	Remote Sensor Adj.	No	None	None	0	0	n/a	None	43	n/a	200	n/a	None	A	80	Automatic Controls	Floor 0m
G-D1-023		Dirty Utility	1	Dirty utility	28	18	Adjacent Space Transfer Air	None	No	None	Central Dirty Extract	0	6	Negative	None	n/a	41	200	n/a	None	A	80	Automatic Controls	Floor 0m
G-D1-024		Beverage Bay	1	Tea Making	28	18	Adjacent Space Transfer	None	No	None	None	0	0	n/a	None	n/a	41	100 (KNX)	n/a	None	A	80	switch	Floor 0m

Kolodziejczyk, Kamil K:
Please review and confirm for disposal holds

Kolodziejczyk, Kamil K:
please review and confirm for disposal hold

Kolodziejczyk, Kamil K:
Please review and confirm for disposal holds

Kolodziejczyk, Kamil K:
Please review and confirm for disposal holds

RHSC / DCN Environmental Matrix

Room No.	Department		Room Name	Qty	Room Function	Temp (max)	Temp (min)	Heating Type	Heating Control	Cooling (present)	Cooling (type)	Ventilation (type)	Supply (ac/hr)	Extract (ac/hr)	Relative pressure	Min filtration	Surface temp	Water temp	Normal lux	Night lux	Local lux	Standby grade	Colour render	Control	Plane
G-D1-025			Physical Measurement	1	Consulting Room	25	18	Radiant Panels	Remote Sensor Adj.	Yes	Wall Mounted Unit	Central Supply and Extract	3	3	Balanced	F7	43	41	300	n/a	1000	A	80	Switch	General working plane 1m
G-D1-026			Specimen/ Disabled WC	1	Toilet	28	18	Adjacent Space Transfer Air	None	No	None	Central Dirty Extract	0	10	Negative	None	n/a	41	200	n/a	None	A	80	Automatic Controls	Floor 0m
G-D1-027			Resuscitation Trolley Bay	1	Circulation Equipment Storage Bays	28	16	Adjacent Space Transfer	None	No	None	None	0	0	n/a	None	n/a	n/a	200	n/a	None	A	80	Automatic Controls	Floor 0m
G-D1-028			Infant Measuring Room	1	Infant Measuring Room	25	18	Radiant Panels	Remote Sensor Adj.	Yes	Wall Mounted Unit	Central Supply and Extract	3	3	Balanced	F7	43	41	300	n/a	1000	A	80	Switch	General working plane 1m
G-D1-029			Staff WC	1	Toilet	28	18	Adjacent Space Transfer Air	None	No	None	Central Dirty Extract	0	10	Negative	None	n/a	41	200	n/a	None	A	80	Automatic Controls	Floor 0m
G-D1-030			Linen Bay (1 Trolley)	1	Linen Bay	28	16	Adjacent Space Transfer	None	No	None	None	0	0	n/a	None	n/a	n/a	100 (KNX)	n/a	None	A	80	Automatic Controls	Floor 0m
G-D1-031			Clean Utility	1	Clean Utility	28	18	Radiant Panels	Remote Sensor Adj.	Yes	Comfort Cooled Fresh Air	Central Supply Air	6	0	Positive	F7	43	41	150	n/a	None	A	80	Automatic Controls	General working plane 1m
G-D1-032			Consulting Room 1	1	Consulting Room	25	18	Radiant Panels	Remote Sensor Adj.	Yes	Ceiling Cassette - Chilled Water	Central Supply and Extract	3	3	Balanced	F7	43	41	300	n/a	1000	A	80	Switch	Bed / Trolley 1.45m
G-D1-033			Treatment Room 8	1	Treatment Room	25	18	Radiant Panels	Remote Sensor Adj.	Yes	Comfort Cooled Fresh Air	Central Supply Air	10	0	Positive	F7	43	41	500	n/a	1000	A	90	Switch	Bed / Trolley 1.45m
G-D1-034			Consulting Room 2	1	Consulting Room	25	18	Radiant Panels	Remote Sensor Adj.	Yes	Ceiling Cassette - Chilled Water	Central Supply and Extract	3	3	Balanced	F7	43	41	300	n/a	1000	A	80	Switch	Bed / Trolley 1.45m
G-D1-035			Consulting Room 3	1	Consulting Room	25	18	Radiant Panels	Remote Sensor Adj.	Yes	Ceiling Cassette - Chilled Water	Central Supply and Extract	3	3	Balanced	F7	43	41	300	n/a	1000	A	80	Switch	Bed / Trolley 1.45m
G-D1-036			Consulting Room 4	1	Consulting Room	25	18	Radiant Panels	Remote Sensor Adj.	Yes	Ceiling Cassette - Chilled Water	Central Supply and Extract	3	3	Balanced	F7	43	41	300	n/a	1000	A	80	Switch	Bed / Trolley 1.45m
G-D1-037			Meeting Room	1	Meeting Room	25	18	Radiant Panels	Remote Sensor Adj.	Yes	Ceiling Cassette - Chilled Water	Central Supply and Extract	10 people at 10 l/s per person (9ach)	10 people at 10 l/s per person (9ach)	Balanced	F7	43	n/a	300	n/a	None	A	80	Automatic Controls	Desk 0.75 to 0.85m
G-D1-038			Consulting Room 5	1	Consulting Room	25	18	Radiant Panels	Remote Sensor Adj.	Yes	Ceiling Cassette - Chilled Water	Central Supply and Extract	3	3	Balanced	F7	43	41	300	n/a	1000	A	80	Switch	Bed / Trolley 1.45m
G-D1-039			Consulting Room 6	1	Consulting Room	25	18	Radiant Panels	Remote Sensor Adj.	Yes	Ceiling Cassette - Chilled Water	Central Supply and Extract	3	3	Balanced	F7	43	41	300	n/a	1000	A	80	Switch	Bed / Trolley 1.45m
G-D1-040			Consulting Room 7	1	Consulting Room	25	18	Radiant Panels	Remote Sensor Adj.	Yes	Ceiling Cassette - Chilled Water	Central Supply and Extract	8 people at 10 l/s per person (4ach)	8 people at 10 l/s per person (4ach)	Balanced	F7	43	41	300	n/a	1000	A	80	Switch	Bed / Trolley 1.45m
G-D1-041			Senior Charge Nurse Office	1	Cellular / Ward Offices	28	18	Radiant Panels	Remote Sensor Adj.	Yes	Comfort Cooled Fresh Air	Central Supply and Extract	3 people at 10 l/s per person (4ach)	3 people at 10 l/s per person (4ach)	Balanced	F7	43	n/a	300	n/a	None	A	80	Switch	Desk 0.75 to 0.85m
G-D1-042			Acorn Room 2 - Ensuite	1	Bathroom	28	20	Radiant Panels	Remote Sensor Adj.	No	None	Central Dirty Extract	0	10	Negative	None	43	41	200	n/a	None	A	80	Automatic Controls	Floor 0m
G-D1-017			Corridor	1	Corridor	28	18	Radiant Panels	Remote Sensor Adj.	No	None	None	0	0	n/a	None	43	n/a	200	n/a	None	A	80	Automatic Controls	Floor 0m
G-D1-017A			Corridor	1	Corridor	28	18	Radiant Panels	Remote Sensor Adj.	No	None	None	0	0	n/a	None	43	n/a	200	n/a	None	A	80	Automatic Controls	Floor 0m
G-D1-017B			Corridor	1	Corridor	28	18	None	None	No	None	None	0	0	n/a	None	n/a	n/a	200	n/a	None	A	80	Automatic Controls	Floor 0m
G-D1-043			Corridor	1	Corridor	28	18	None	None	No	None	None	0	0	n/a	None	n/a	n/a	200	n/a	None	A	80	Automatic Controls	Floor 0m
1-D1-007			Corridor	1	Corridor	28	18	Radiant Panels	Remote Sensor Adj.	No	None	None	0	0	n/a	None	43	n/a	200	n/a	None	A	80	Automatic Controls	Floor 0m
G-D1-044			Switch Cupboard	1	Switch Cupboard	Not Controlled	Not Controlled	None	None	No	None	None	0	0	n/a	None	n/a	n/a	100	n/a	None	A	80	Automatic Controls	Floor 0m
1-D1-039			Switch Cupboard	1	Switch Cupboard	Not Controlled	Not Controlled	None	None	No	None	None	0	0	n/a	None	n/a	n/a	100	n/a	None	A	80	Automatic Controls	Floor 0m
1-D1-049			Manifold	1	Manifold	Not Controlled	Not Controlled	None	None	No	None	None	0	0	n/a	None	n/a	n/a	100	n/a	None	A	80	Automatic Controls	Floor 0m
G-D2-001	D2	Cardiology & Respiratory	Waiting Area	1	Waiting Room	28	18	Radiant Panels	Remote Sensor Adj.	Yes	Comfort Cooled Fresh Air	Central Supply and Extract	6 people @ 10 l/s per person (9ach)	6 people @ 10 l/s per person (9ach)	Positive	F7	43	n/a	300	n/a	None	A	80	Switch	Floor 0m
G-D2-003			Admin Office	1	Cellular / Ward Offices	28	18	Radiant Panels	Remote Sensor Adj.	Yes	Wall Mounted Unit	Central Supply and Extract	4	3	Positive	F7	43	n/a	300	n/a	None	A	80	Switch	Desk 0.75 to 0.85m
G-D2-004			WC Staff	1	Toilet	28	18	Adjacent Space Transfer Air	None	No	None	Central Dirty Extract	0	10	Negative	None	n/a	41	200	n/a	None	A	80	Automatic Controls	Floor 0m
G-D2-005			CardioPulmonary Exercise Lab	1	Treatment Room	25	18	Radiant Panels	Remote Sensor Adj.	Yes	Comfort Cooled Fresh Air	Central Supply and Extract	6	6	Balanced	F7	43	41	500	n/a	None	A	90	Switch	Bed / Trolley 1.45m
G-D2-006			Echocardiograph Lab	1	Diagnostic room	25	18	Warm Air - Reheat Battery	BMS Adjustable Sensor	Yes	Ceiling Cassette - Chilled Water	Central Supply and Extract	8	8	Balanced	F7	43	41	300	n/a	None	A	80	Switch / Dimmer	General working plane 1m
G-D2-007			DSR	1	DSR	28	18	Adjacent Space Transfer Air	None	No	None	Central Dirty Extract	0	6	Negative	None	n/a	60	100	n/a	None	A	80	Automatic Controls	Floor 0m
G-D2-008			Store/ Equipment	1	Storage Area Equipment	28	16	Adjacent Space Transfer Air	None	No	None	Central General Extract	0	3	Negative	None	n/a	n/a	200	n/a	None	A	80	Automatic Controls	Floor 0m
G-D2-009			ECG Procedure Room	1	Consulting Room	25	18	Radiant Panels	Remote Sensor Adj.	Yes	Comfort Cooled Fresh Air	Central Supply and Extract	6	6	Balanced	F7	43	41	300	n/a	None	A	80	Switch	Bed / Trolley 1.45m
G-D2-010			Admin Office	1	Cellular / Ward Offices	28	18	Radiant Panels	Remote Sensor Adj.	Yes	Ceiling Cassette - Chilled Water	Central Supply and Extract	4	3	Positive	F7	43	n/a	300	n/a	None	A	80	Automatic Controls	Desk 0.75 to 0.85m
G-D2-012			pH/Impedance Lab	1	Consulting Room	25	18	Radiant Panels	Remote Sensor Adj.	Yes	Comfort Cooled Fresh Air	Central Supply and Extract	6	6	Balanced	F7	43	41	300	n/a	None	A	80	Switch	Bed / Trolley 1.45m
G-D2-013			Pulmonary Function Laboratory	1	Treatment Room	25	18	Radiant Panels	Remote Sensor Adj.	Yes	Ceiling Cassette - Chilled Water	Central Supply and Extract	6	6	Balanced	F7	43	41	500	n/a	None	A	90	Switch	Bed / Trolley 1.45m
G-D2-014			Cardiac Stress Lab	1	Consulting Room	25	18	Radiant Panels	Remote Sensor Adj.	Yes	Comfort Cooled Fresh Air	Central Supply and Extract	6	6	Balanced	F7	43	41	300	n/a	None	A	80	Switch	Bed / Trolley 1.45m
G-D2-015			Physical Measurement	1	Consulting Room	25	18	Adjacent Space Transfer	None	No	None	None	0	0	n/a	None	n/a	n/a	300	n/a	1000	A	80	Switch	General working plane 1m
G-D2-002			Corridor	1	Corridor	28	18	Radiant Panels	Remote Sensor Adj.	No	None	None	0	0	n/a	None	43	n/a	200	n/a	None	A	80	Automatic Controls	Floor 0m
G-D2-002A			Corridor	1	Corridor	28	18	Radiant Panels	Remote Sensor Adj.	No	None	None	0	0	n/a	None	43	n/a	200	n/a	None	A	80	Automatic Controls	Floor 0m
G-D2-002B			Corridor	1	Corridor	28	18	None	None	No	None	None	0	0	n/a	None	n/a	n/a	200	n/a	None	A	80	Automatic Controls	Floor 0m
1-D4-001			Waiting Area	1	Waiting Room	28	18	Radiant Panels	Remote Sensor Adj.	Yes	Comfort Cooled Fresh Air	Central Supply and Extract	7 people @ 10 l/s per person (7ach)	7 people @ 10 l/s per person (7ach)	Balanced	F7	43	n/a	300	n/a	None	A	80	Switch	Floor 0m
1-D4-002			ABR Room	1	Treatment Room	25	18	Radiant Panels	Remote Sensor Adj.	Yes	Comfort Cooled Fresh Air	Central Supply and Extract	4	6	Negative	F7	43	41	500	n/a	1000	A	90	Switch	Bed / Trolley 1.45m
1-D4-003			Test Room	1	Treatment Room	25	18	Radiant Panels	Remote Sensor Adj.	Yes	Comfort Cooled Fresh Air	Central Supply and Extract	4	6	Negative	F7	43	41	500	n/a	1000	A	90	Switch	Bed / Trolley 1.45m
1-D4-004			Shared Staff Office	1	Cellular / Ward Offices	28	18	Radiant Panels	Remote Sensor Adj.	Yes	Comfort Cooled Fresh Air	Central Supply and Extract	6	4	Positive	F7	43	n/a	300	n/a	None	A	80	Switch	Desk 0.75 to 0.85m
1-D4-005			Consulting Room 2	1	Consulting Room	25	18	Warm Air - Reheat Battery	BMS Adjustable Sensor	Yes	Comfort Cooled Fresh Air	Central Supply and Extract	3	3	Balanced	F7	n/a	n/a	300	n/a	None	A	80	Switch	Desk 0.75 to 0.85m
1-D4-006			Control Room 1	1	Diagnostic room	25	18	Radiant Panels	Remote Sensor Adj.	Yes	Comfort Cooled Fresh Air	Central Supply and Extract	8	8	Balanced	F7	43	41	300	n/a	1000	A	80	Switch / Dimmer	General working plane 1m

RHSC / DCN Environmental Matrix

Room No.	Department		Room Name	Qty	Room Function	Temp (max)	Temp (min)	Heating Type	Heating Control	Cooling (present)	Cooling (type)	Ventilation (type)	Supply (ac/hr)	Extract (ac/hr)	Relative pressure	Min filtration	Surface temp	Water temp	Normal lux	Night lux	Local lux	Standby grade	Colour render	Control	Plane
1-D4-007	D4	Audiology	Consulting Room 1	1	Consulting Room	25	18	Warm Air - Reheat Battery	BMS Adjustable Sensor	Yes	Comfort Cooled Fresh Air	Central Supply and Extract	3	3	Balanced	F7	n/a	n/a	300	n/a	None	A	80	Switch	Desk 0.75 to 0.85m
1-D4-008			Control Room 2	1	Diagnostic room	25	18	Radiant Panels	Remote Sensor Adj.	Yes	Comfort Cooled Fresh Air	Central Supply and Extract	8	8	Balanced	F7	43	41	300	n/a	1000	A	80	Switch / Dimmer	General working plane 1m
1-D4-009			Waiting Area	1	Waiting Room	28	18	Radiant Panels	Remote Sensor Adj.	Yes	Comfort Cooled Fresh Air	Central Supply and Extract	2 people @ 10 l/s per person (6ach)	2 people @ 10 l/s per person (6ach)	Balanced	F7	43	n/a	300	n/a	None	A	80	Switch	Floor 0m
1-D4-010			Work Room	1	Small Workshop	28	18	Radiant Panels	Remote Sensor Adj.	Yes	Comfort Cooled Fresh Air	Central Supply and Extract	4	6	Negative	F7	43	41	300	n/a	None	A	80	Switch	Desk 0.75 to 0.85m
1-D4-012			Store	1	Storage Area Equipment	28	16	Radiant Panels	Remote Sensor Adj.	No	None	Central General Extract	0	3	Negative	None	43	n/a	200	n/a	None	A	80	Automatic Controls	Floor 0m
1-D4-013			Mould Room	1	Small Workshop	28	18	Radiant Panels	Remote Sensor Adj.	Yes	Comfort Cooled Fresh Air	Central Supply and Extract	4	6	Negative	F7	43	41	300	n/a	None	A	80	Switch	Desk 0.75 to 0.85m
1-D4-011			Corridor	1	Corridor	28	18	None	None	No	None	None	0	0	n/a	None	n/a	n/a	200	n/a	None	A	80	Automatic Controls	Floor 0m
1-D4-011A			Corridor	1	Corridor	28	18	None	None	No	None	None	0	0	n/a	None	n/a	41	200	n/a	None	A	80	Automatic Controls	Floor 0m
1-D4-011B			Corridor	1	Corridor	28	18	None	None	No	None	None	0	0	n/a	None	n/a	n/a	200	n/a	None	A	80	Automatic Controls	Floor 0m
G-D5-002	D5	Paediatric Dentistry	Dental Lab	1	Laboratory	25	18	Radiant Panels	Remote Sensor Adj.	Yes	Wall Mounted Unit	Central Supply and Extract	6	6	Balanced	F7	43	60	500	n/a	None	A	80	Switch	General working plane 1m
G-D5-003			Clean Utility / Dental Store	1	Clean Utility	28	18	Radiant Panels	Remote Sensor Adj.	Yes	Comfort Cooled Fresh Air	Central Supply Air	6	0	Positive	F7	43	41	150	n/a	None	A	80	Automatic Controls	General working plane 1m
G-D5-004			Surgery 1	1	Dental Surgery	25	18	warm air via AHU Battery	Local / BMS Adjustable Sensor	Yes	Comfort Cooled Fresh Air	Central Supply and Extract	10	10	Balanced	F7	43	41	500	n/a	10,000 - 100,000	A	90	Switch	Bed / Trolley 1.45m
G-D5-005			Dirty Utility	1	Dirty utility	28	18	Radiant Panels	Remote Sensor Adj.	No	None	Central Dirty Extract	0	6	Negative	None	n/a	41	200	n/a	None	A	80	Automatic Controls	Floor 0m
G-D5-006			Mobile Inter-oral Storage	1	Storage Area Equipment	28	16	Radiant Panels	Remote Sensor Adj.	No	None	Central General Extract	0	3	Negative	None	43	n/a	200	n/a	None	A	80	Automatic Controls	Floor 0m
G-D5-007			Recovery	1	Recovery Bay / Recovery Room	25	20	Radiant Panels	Remote Sensor Adj.	Yes	Comfort Cooled Fresh Air	Central Supply and Extract	15	15	Balanced	F7	43	41	500	n/a	None	A	90	Switch / Dimmer	Bed / Trolley 1.45m
G-D5-008			Surgery 4	1	Dental Surgery	25	18	warm air via AHU Battery	Local / BMS Adjustable Sensor	Yes	Comfort Cooled Fresh Air	Central Supply and Extract	10	10	Balanced	F7	43	41	500	n/a	10,000 - 100,000	A	90	Switch	Bed / Trolley 1.45m
G-D5-009			Surgery 3	1	Dental Surgery	25	18	warm air via AHU Battery	Local / BMS Adjustable Sensor	Yes	Comfort Cooled Fresh Air	Central Supply and Extract	10	10	Balanced	F7	43	41	500	n/a	10,000 - 100,000	A	90	Switch	Bed / Trolley 1.45m
G-D5-010			Surgery 2	1	Dental Surgery	25	18	warm air via AHU Battery	Local / BMS Adjustable Sensor	Yes	Comfort Cooled Fresh Air	Central Supply and Extract	10	10	Balanced	F7	43	41	500	n/a	10,000 - 100,000	A	90	Switch	Bed / Trolley 1.45m
G-D5-001			Corridor	1	Corridor	28	18	Radiant Panels	Remote Sensor Adj.	No	None	None	0	0	n/a	None	43	n/a	200	n/a	None	A	80	Automatic Controls	Floor 0m
G-D5-011			Corridor	1	Corridor	28	18	None	None	No	None	None	0	0	n/a	None	n/a	n/a	200	n/a	None	A	80	Automatic Controls	Floor 0m
1-D6-001	D6	RHSC Therapies	Dictation/ 1:1/Phone Booth	1	Cellular / Ward Offices	28	18	Adjacent Space Transfer	None	Yes	Comfort Cooled Fresh Air	Central Supply and Extract	4	4	Balanced	F7	n/a	n/a	300	n/a	None	A	80	Switch	Desk 0.75 to 0.85m
1-D6-002			Staff Office - All specialties (39 person)	1	Open Plan Office	28	18	Radiant Panels	Remote Sensor Adj.	Yes	Comfort Cooled Fresh Air	Central Supply and Extract	6	4	Positive	F7	43	n/a	300	n/a	None	A	80	Switch	Desk 0.75 to 0.85m
1-D6-003			Meeting Room - 6 person	1	Meeting Room	25	18	Radiant Panels	Remote Sensor Adj.	Yes	Wall Mounted Unit	Central Supply and Extract	6 people at 10 l/s per person (9ach)	6 people at 10 l/s per person (9ach)	Balanced	F7	43	n/a	300	n/a	None	A	80	Switch	Desk 0.75 to 0.85m
1-D6-004			Dictation/ 1:1/Phone Booth	1	Cellular / Ward Offices	28	18	Adjacent Space Transfer	None	Yes	Comfort Cooled Fresh Air	Central Supply and Extract	4	4	Balanced	F7	n/a	n/a	300	n/a	None	A	80	Switch	Desk 0.75 to 0.85m
1-D6-005			Meeting Room - 4 person	1	Meeting Room	25	18	Radiant Panels	Remote Sensor Adj.	Yes	Wall Mounted Unit	Central Supply and Extract	4 people at 10 l/s per person (10ach)	4 people at 10 l/s per person (10ach)	Balanced	F7	43	n/a	300	n/a	None	A	80	Switch	Desk 0.75 to 0.85m
1-D6-006			WC - Staff	1	Toilet	28	18	Adjacent Space Transfer Air	None	No	None	Central Dirty Extract	0	10	Negative	None	n/a	41	200	n/a	None	A	80	Automatic Controls	Floor 0m
1-D6-007			WC - Staff	1	Toilet	28	18	Adjacent Space Transfer Air	None	No	None	Central Dirty Extract	0	10	Negative	None	n/a	41	200	n/a	None	A	80	Automatic Controls	Floor 0m
1-D6-009			Dictation/ 1:1/Phone Booth	1	Cellular / Ward Offices	28	18	Adjacent Space Transfer	None	Yes	Comfort Cooled Fresh Air	Central Supply and Extract	4	4	Balanced	F7	n/a	n/a	300	n/a	None	A	80	Automatic Controls	Desk 0.75 to 0.85m
1-D6-010			Dictation/ 1:1/Phone Booth	1	Cellular / Ward Offices	28	18	Adjacent Space Transfer	None	Yes	Comfort Cooled Fresh Air	Central Supply and Extract	4	4	Balanced	F7	n/a	n/a	300	n/a	None	A	80	Automatic Controls	Desk 0.75 to 0.85m
1-D6-014			Store - Physio	1	Storage Area Equipment	28	16	Radiant Panels	Remote Sensor Adj.	No	None	Central General Extract	0	3	Negative	None	43	n/a	200	n/a	None	A	80	Automatic Controls	Floor 0m
1-D6-016			Management Office	1	Cellular / Ward Offices	28	18	Radiant Panels	Remote Sensor Adj.	Yes	Comfort Cooled Fresh Air	Central Supply and Extract	6	4	Positive	F7	43	n/a	300	n/a	None	A	80	Switch	Desk 0.75 to 0.85m
1-D6-017			A&C Staff Office/Appliance Officer	1	Cellular / Ward Offices	28	18	Radiant Panels	Remote Sensor Adj.	Yes	Comfort Cooled Fresh Air	Central Supply and Extract	6	4	Positive	F7	43	n/a	300	n/a	None	A	80	Switch	Desk 0.75 to 0.85m
1-D6-018			DSR	1	DSR	28	18	Adjacent Space Transfer Air	None	No	None	Central Dirty Extract	0	6	Negative	None	n/a	60	100	n/a	None	A	80	Automatic Controls	Floor 0m
1-D6-019			Equipment Decontamination	1	Equipment Decontamination	28	18	Radiant Panels	Remote Sensor Adj.	Yes	Comfort Cooled Fresh Air	Central Supply Air	6	0	Positive	F7	43	41	200	n/a	None	A	80	Automatic Controls	General working plane 1m
1-D6-020			Clinic Room 1	1	Diagnostic room	25	18	Radiant Panels	Remote Sensor Adj.	Yes	Comfort Cooled Fresh Air	Central Supply and Extract	8	8	Balanced	F7	43	41	300	n/a	None	A	80	Switch / Dimmer	General working plane 1m
1-D6-021			Clinic Room 2	1	Diagnostic room	25	18	Radiant Panels	Remote Sensor Adj.	Yes	Comfort Cooled Fresh Air	Central Supply and Extract	8	8	Balanced	F7	43	41	300	n/a	None	A	80	Switch / Dimmer	General working plane 1m
1-D6-022			Waiting Play Area	1	Waiting Room	28	18	Radiant Panels	Remote Sensor Adj.	Yes	Comfort Cooled Fresh Air	Central Supply and Extract	16 people at 10 l/s per person (6ach)	16 people at 10 l/s per person (6ach)	Balanced	F7	43	n/a	300	n/a	None	A	80	Switch	Floor 0m
1-D6-023			Reception	1	Reception	28	18	Radiant Panels	Remote Sensor Adj.	Yes	Comfort Cooled Fresh Air	Central Supply and Extract	2 people at 10 l/s per person (5ach)	2 people at 10 l/s per person (5ach)	Balanced	F7	43	n/a	300	n/a	None	A	80	Automatic Controls	Desk 0.75 to 0.85m
1-D6-024			WC - Wheelchair accessible	1	Toilet	28	18	Adjacent Space Transfer Air	None	No	None	Central Dirty Extract	0	10	Negative	None	n/a	41	200	n/a	None	A	80	Automatic Controls	Floor 0m
1-D6-025			Infant Measuring Room	1	Consulting Room	25	18	Radiant Panels	Remote Sensor Adj.	Yes	Wall Mounted Unit	Central Supply and Extract	2 people at 10 l/s per person (5ach)	2 people at 10 l/s per person (5ach)	Balanced	F7	43	41	300	n/a	1000	A	80	Switch	General working plane 1m
1-D6-026			Linen Bay	1	Linen Bay	28	16	Adjacent Space Transfer	None	No	None	None	0	0	n/a	None	n/a	n/a	100 (KNX)	n/a	None	A	80	Automatic Controls	Floor 0m
1-D6-027			Treatment Room 3	1	Treatment Room	25	18	Radiant Panels	Remote Sensor Adj.	Yes	Comfort Cooled Fresh Air	Central Supply Air	10	0	Positive	F7	43	41	500	n/a	1000	A	90	Switch	Bed / Trolley 1.45m
1-D6-028			Treatment Room 4	1	Treatment Room	25	18	Radiant Panels	Remote Sensor Adj.	Yes	Comfort Cooled Fresh Air	Central Supply Air	10	0	Positive	F7	43	41	500	n/a	1000	A	90	Switch	Bed / Trolley 1.45m
1-D6-029			Treatment Room 5	1	Treatment Room	25	18	Radiant Panels	Remote Sensor Adj.	Yes	Comfort Cooled Fresh Air	Central Supply Air	10	0	Positive	F7	43	41	500	n/a	1000	A	90	Switch	Bed / Trolley 1.45m
1-D6-030			Treatment Room 6	1	Consulting Room	25	18	Radiant Panels	Remote Sensor Adj.	Yes	Comfort Cooled Fresh Air	Central Supply	10	0	Positive	F7	43	41	300	n/a	1000	A	80	Switch	Bed / Trolley 1.45m
1-D6-031			Store - Dietetic	1	Storage Area Equipment	28	16	Adjacent Space Transfer Air	None	No	None	Central General Extract	0	3	Negative	None	n/a	n/a	200	n/a	None	A	80	Automatic Controls	Floor 0m
1-D6-032			Treatment Room 16	1	Consulting Room	25	18	Radiant Panels	Remote Sensor Adj.	Yes	Comfort Cooled Fresh Air	Central Supply	10	0	Positive	F7	43	41	300	n/a	1000	A	80	Switch	Bed / Trolley 1.45m
1-D6-035			Treatment Room 7	1	Consulting Room	25	18	Radiant Panels	Remote Sensor Adj.	Yes	Comfort Cooled Fresh Air	Central Supply	10	0	Positive	F7	43	41	300	n/a	1000	A	80	Switch	Bed / Trolley 1.45m

Room No.	Department	Room Name	Qty	Room Function	Temp (max)	Temp (min)	Heating Type	Heating Control	Cooling (present)	Cooling (type)	Ventilation (type)	Supply (ac/hr)	Extract (ac/hr)	Relative pressure	Min filtration	Surface temp	Water temp	Normal lux	Night lux	Local lux	Standby grade	Colour render	Control	Plane
1-D6-036		Treatment Room 15	1	Treatment Room	25	18	Radiant Panels	Remote Sensor Adj.	Yes	Comfort Cooled Fresh Air	Central Supply Air	10	0	Positive	F7	43	41	500	n/a	1000	A	90	Switch	Bed / Trolley 1.45m
1-D6-037		Store - Physio	1	Storage Area Equipment	28	16	Adjacent Space Transfer Air	None	No	None	Central General Extract	0	3	Negative	None	n/a	n/a	200	n/a	None	A	80	Automatic Controls	Floor 0m
1-D6-038		Store - OT	1	Storage Area Equipment	28	16	Adjacent Space Transfer Air	None	No	None	Central General Extract	0	3	Negative	None	n/a	n/a	200	n/a	None	A	80	Automatic Controls	Floor 0m
1-D6-039		Rehabilitation Room 9	1	Treatment Room	25	18	Radiant Panels	Remote Sensor Adj.	Yes	Comfort Cooled Fresh Air	Central Supply and Extract	5	6	Negative	F7	43	41	500	n/a	1000	A	90	Switch	Bed / Trolley 1.45m
1-D6-040		Splinting / Casting Room 14	1	Consulting Room	25	18	Radiant Panels	Remote Sensor Adj.	Yes	Ceiling Cassette - Chilled Water	Central Supply and Extract	3	3	Balanced	F7	43	41	300	n/a	1000	A	80	Switch	Bed / Trolley 1.45m
1-D6-041		Store - OT	1	Storage Area Equipment	28	16	Adjacent Space Transfer Air	None	No	None	Central General Extract	0	3	Negative	None	n/a	n/a	200	n/a	None	A	80	Automatic Controls	Floor 0m
1-D6-042		Pantry	1	Pantry	28	18	Radiant Panels	Remote Sensor Adj.	Yes	Comfort Cooled Fresh Air	Central Supply and Extract	6	8	Negative	F7	43	41	300	n/a	None	A	80	Switch	Floor 0m
1-D6-043		Store - Physio	1	Storage Area Equipment	28	16	Adjacent Space Transfer Air	None	No	None	Central General Extract	0	3	Negative	None	n/a	n/a	200	n/a	None	A	80	Automatic Controls	Floor 0m
1-D6-044		WC - Staff	1	Toilet	28	18	Adjacent Space Transfer Air	None	No	None	Central Dirty Extract	0	10	Negative	None	n/a	41	200	n/a	None	A	80	Automatic Controls	Floor 0m
1-D6-045		Store - SALT	1	Storage Area Equipment	28	16	Adjacent Space Transfer Air	None	No	None	Central General Extract	0	3	Negative	None	n/a	n/a	200	n/a	None	A	80	Automatic Controls	Floor 0m
1-D6-046		Rehabilitation Room 10	1	Treatment Room	25	18	Radiant Panels	Remote Sensor Adj.	Yes	Comfort Cooled Fresh Air	Central Supply and Extract	5	6	Negative	F7	43	41	500	n/a	1000	A	90	Switch	Bed / Trolley 1.45m
1-D6-047		Store - OT	1	Storage Area Equipment	28	16	Adjacent Space Transfer Air	None	No	None	Central General Extract	0	3	Negative	None	n/a	n/a	200	n/a	None	A	80	Automatic Controls	Floor 0m
1-D6-048		Rehabilitation Room 8	1	Treatment Room	25	18	Radiant Panels	Remote Sensor Adj.	Yes	Comfort Cooled Fresh Air	Central Supply and Extract	5	6	Negative	F7	43	41	500	n/a	1000	A	90	Switch	Bed / Trolley 1.45m
1-D6-049		Changing Cubicles	1	Changing Facilities	28	18	Radiant Panels	Remote Sensor Adj.	Yes	Comfort Cooled Fresh Air	Central Supply and Extract	5	4	Positive	F7	43	41	100	n/a	None	A	80	Automatic Controls	Floor 0m
1-D6-050		Store - Physio	1	Storage Area Equipment	28	16	Adjacent Space Transfer Air	None	No	None	Central General Extract	0	3	Negative	None	n/a	n/a	200	n/a	None	A	80	Automatic Controls	Floor 0m
1-D6-052		Store - Physio	1	Storage Area Equipment	28	16	Adjacent Space Transfer Air	None	No	None	Central General Extract	0	3	Negative	None	n/a	n/a	200	n/a	None	A	80	Automatic Controls	Floor 0m
1-D6-053		Rehabilitation Room 12	1	Treatment Room	25	18	Radiant Panels	Remote Sensor Adj.	Yes	Ceiling Cassette - Chilled Water	Central Supply and Extract	5	6	Negative	F7	43	41	500	n/a	1000	A	90	Switch	Bed / Trolley 1.45m
1-D6-054		Rehabilitation Room 11	1	Treatment Room	25	18	Radiant Panels	Remote Sensor Adj.	Yes	Ceiling Cassette - Chilled Water	Central Supply and Extract	5	6	Negative	F7	43	41	500	n/a	1000	A	90	Switch	Bed / Trolley 1.45m
1-D6-057		WC - assisted (large+changing)	1	Toilet	28	18	Radiant Panels	Remote Sensor Adj.	No	None	Central Dirty Extract	0	10	Negative	None	43	41	200	n/a	None	A	80	Automatic Controls	Floor 0m
1-D6-060		Resus Bay	1	Resuscitation Bay	28	16	Adjacent Space Transfer	None	No	None	None	0	0	n/a	None	n/a	n/a	200	n/a	None	A	80	Automatic Controls	Floor 0m
1-D6-061		Hoist Bay	1	Circulation Equipment Storage Bays	28	16	Radiant Panels	Remote Sensor Adj.	No	None	None	0	0	n/a	None	43	n/a	200	n/a	None	A	80	Automatic Controls	Floor 0m
1-D6-034		Corridor	1	Corridor	28	18	Radiant Panels	Remote Sensor Adj.	No	None	Central General Extract	0	5	Negative	None	43	n/a	200	n/a	None	A	80	Automatic Controls	Floor 0m
1-D6-055		Corridor	1	Corridor	28	18	None	None	No	None	None	0	0	n/a	None	n/a	n/a	200	n/a	None	A	80	Automatic Controls	Floor 0m
1-D6-056		Corridor	1	Corridor	28	18	Radiant Panels	Remote Sensor Adj.	No	None	Central General Extract	0	4	Negative	None	43	n/a	200	n/a	None	A	80	Automatic Controls	Floor 0m
1-D6-062		Corridor	1	Corridor	28	18	None	None	No	None	Central General Extract	0	3	Negative	None	n/a	n/a	200	n/a	None	A	80	Automatic Controls	Floor 0m
1-D6-058		Riser/Switch Cupboard	1	Switch Cupboard	Not Controlled	Not Controlled	None	None	No	None	None	0	0	n/a	None	n/a	n/a	100	n/a	None	A	80	Automatic Controls	Floor 0m
1-D6-059		Riser/Switch Cupboard	1	Switch Cupboard	Not Controlled	Not Controlled	None	None	No	None	None	0	0	n/a	None	n/a	n/a	100	n/a	None	A	80	Automatic Controls	Floor 0m
1-D7-001	D7	Plastics Dressings Clinic	1	Bathroom	28	20	Radiant Panels	Remote Sensor Adj.	No	None	Central Dirty Extract	0	10	Negative	None	43	41	200	n/a	None	A	80	Switch	Floor 0m
1-D7-002			1	Storage Area Equipment	28	16	Adjacent Space Transfer Air	None	No	None	Central General Extract	0	3	Negative	None	n/a	n/a	200	n/a	None	A	80	Automatic Controls	Floor 0m
1-D7-003			1	Consulting Room	25	18	Radiant Panels	Remote Sensor Adj.	Yes	Comfort Cooled Fresh Air	Central Supply	10	0	Positive	F7	43	41	300	n/a	1000	A	80	Switch	Bed / Trolley 1.45m
1-D7-004			1	Dirty utility	28	18	Adjacent Space Transfer Air	None	No	None	Central Dirty Extract	0	6	Negative	None	n/a	41	200	n/a	None	A	80	Automatic Controls	Floor 0m
1-D7-005			1	01:01	28	18	Radiant Panels	Remote Sensor Adj.	Yes	Comfort Cooled Fresh Air	Central Supply and Extract	4	4	Balanced	F7	43	n/a	200	n/a	None	A	80	Automatic Controls	Floor 0m
1-D7-006			1	Clinic Room 2	25	18	Radiant Panels	Remote Sensor Adj.	Yes	Comfort Cooled Fresh Air	Central Supply Air	10	0	Positive	F7	43	41	300	n/a	1000	A	80	Switch	Bed / Trolley 1.45m
1-D7-007			1	Disposal Hold	28	16	Adjacent Space Transfer Air	None	No	None	Central Dirty Extract	0	6	Negative	None	n/a	n/a	200	n/a	None	A	80	Automatic Controls	Floor 0m
1-D7-008			1	Corridor	28	18	None	None	No	None	None	0	0	n/a	None	n/a	n/a	200	n/a	None	A	80	Automatic Controls	Floor 0m
G-D8-001	D8	Social Work	1	Social Work Office	28	18	Radiant Panels	Remote Sensor Adj.	Yes	Comfort Cooled Fresh Air	Central Supply and Extract	6	4	Positive	F7	43	n/a	300	n/a	None	A	80	Switch	Floor 0m
G-D8-002			1	Interview Room	25	18	Radiant Panels	Remote Sensor Adj.	Yes	Ceiling Cassette - Chilled Water	Central Supply and Extract	4	4	Balanced	F7	43	n/a	300	n/a	None	A	80	Automatic Controls	Desk 0.75 to 0.85m
G-D8-003			1	Corridor	28	18	None	None	No	None	None	0	0	n/a	None	n/a	n/a	200	n/a	None	A	80	Automatic Controls	Floor 0m
G-D8-005			1	Switch Cupboard	Not Controlled	Not Controlled	None	None	No	None	None	0	0	n/a	None	n/a	n/a	100	n/a	None	A	80	Automatic Controls	Floor 0m
3-D9-002			1	Waiting Area	28	18	Radiant Panels	Remote Sensor Adj.	Yes	Comfort Cooled Fresh Air	Central Supply and Extract	5	5	Balanced	F7	43	n/a	300	n/a	None	A	80	Switch	Floor 0m
3-D9-003			1	Reception:1 staff	28	18	Adjacent Space Transfer Air	None	Yes	Wall Mounted Unit	Central Supply and Extract	3	3	Balanced	F7	n/a	n/a	300	n/a	None	A	80	Switch	Desk 0.75 to 0.85m
3-D9-004			1	WC - Wheelchair accessible	28	18	Adjacent Space Transfer Air	None	No	None	Central Dirty Extract	0	10	Negative	None	n/a	41	200	n/a	None	A	80	Automatic Controls	Floor 0m
3-D9-005			1	Disposal Hold	28	16	Adjacent Space Transfer Air	None	No	None	Central Dirty Extract	0	6	Negative	None	n/a	n/a	200	n/a	None	A	80	Automatic Controls	Floor 0m
3-D9-006			1	Interview, Counselling & Quiet Room	25	18	Radiant Panels	Remote Sensor Adj.	Yes	Ceiling Cassette - Chilled Water	Central Supply and Extract	4 people at 10 l/s per person (6ach)	4 people at 10 l/s per person (6ach)	Balanced	F7	43	n/a	300	n/a	None	A	80	Switch	Desk 0.75 to 0.85m
3-D9-007			1	Office and Storage 2 staff	28	18	Radiant Panels	Remote Sensor Adj.	Yes	Ceiling Cassette - Chilled Water	Central Supply and Extract	4	3	Positive	F7	43	n/a	300	n/a	None	A	80	Switch	Desk 0.75 to 0.85m
3-D9-008			1	Resuscitation Trolley Bay	28	16	Adjacent Space Transfer Air	None	No	None	None	0	0	n/a	None	n/a	n/a	200	n/a	None	A	80	Automatic Controls	Floor 0m
3-D9-009			1	Physical Measurement	25	18	Radiant Panels	Remote Sensor Adj.	No	None	None	0	0	n/a	None	43	n/a	300	n/a	1000	A	80	Switch	Bed / Trolley 1.45m
3-D9-010			1	Waiting Play Area	28	18	Radiant Panels	Remote Sensor Adj.	Yes	Comfort Cooled Fresh Air	Central Supply and Extract	5	5	Balanced	F7	43	41	300	n/a	None	A	80	Switch	Floor 0m
3-D9-011			1	Consulting Room	25	18	Radiant Panels	Remote Sensor Adj.	Yes	Ceiling Cassette - Chilled Water	Central Supply and Extract	3	3	Balanced	F7	43	41	300	n/a	1000	A	80	Switch	Bed / Trolley 1.45m
3-D9-012			1	Clean Utility	28	18	Radiant Panels	Remote Sensor Adj.	Yes	Comfort Cooled Fresh Air	Central Supply Air	6	0	Positive	F7	43	41	150	n/a	None	A	80	Automatic Controls	General working plane 1m
3-D9-013			1	Treatment Room	25	18	Radiant Panels	Remote Sensor Adj.	Yes	Comfort Cooled Fresh Air	Central Supply Air	10	0	Positive	F7	43	41	500	n/a	1000	A	90	Switch	Bed / Trolley 1.45m
3-D9-014			1	Pantry	28	18	Radiant Panels	Remote Sensor Adj.	Yes	Comfort Cooled Fresh Air	Central Supply and Extract	6	8	Negative	F7	43	41	300	n/a	None	A	80	Switch	Floor 0m

Room No.	Department		Room Name	Qty	Room Function	Temp (max)	Temp (min)	Heating Type	Heating Control	Cooling (present)	Cooling (type)	Ventilation (type)	Supply (ac/hr)	Extract (ac/hr)	Relative pressure	Min filtration	Surface temp	Water temp	Normal lux	Night lux	Local lux	Standby grade	Colour render	Control	Plane
3-D9-015	D9	Medical Day Care Unit - 5 Beds	Senior Charge Nurse Office	1	Cellular / Ward Offices	28	18	Radiant Panels	Remote Sensor Adj.	Yes	Comfort Cooled Fresh Air	Central Supply and Extract	4	3	Positive	F7	43	n/a	300	n/a	None	A	80	Switch	Desk 0.75 to 0.85m
3-D9-016			Bay 2	1	Patient Treatment Lounge	25	18	Radiant Panels	Remote Sensor Adj.	Yes	Comfort Cooled Fresh Air	Central Supply and Extract	6	8	Negative	F7	43	41	500	n/a	1000	A	90	Switch	Bed / Trolley 1.45m
3-D9-017			Dirty Utility	1	Dirty utility	28	18	Adjacent Space Transfer Air	None	No	None	Central Dirty Extract	0	6	Negative	None	n/a	41	200	n/a	None	A	80	Automatic Controls	Floor 0m
3-D9-018			Touchdown Base 1	1	Staff base	28	18	Radiant Panels	Remote Sensor Adj.	No	None	None	0	0	n/a	None	43	n/a	200/300	n/a	1000	A	80	Switch / Dimmer	General working plane 1m
3-D9-019			Single Room 1	1	Bedroom	28	18	Radiant Panels	Remote Sensor Adj.	Yes	Comfort Cooled Fresh Air	Natural & Central Supply Air	4	via ensuite	Balanced	F7	43	41	100	5	300	A	80	Switch / Dimmer	Bed / Trolley 1.45m
3-D9-020			Room 1- Ensuite	1	Toilet	28	18	Adjacent Space Transfer Air	None	No	None	Central Dirty Extract	0	10	Negative	None	n/a	41	200	n/a	None	A	80	Automatic Controls	Floor 0m
3-D9-021			Parking Bay: 1 patient trolley/whch	1	Circulation Equipment Storage Bays	28	16	Adjacent Space Transfer Air	None	No	None	Central General Extract	0	3	Negative	None	n/a	n/a	200	n/a	None	A	80	Automatic Controls	Floor 0m
3-D9-022			Bay 1 (beds 3-5)	1	Multi-bed Wards	28	18	Radiant Panels	Remote Sensor Adj.	Yes	Comfort Cooled Fresh Air	Natural and Central Supply Air	4	via ensuite	positive to ensuite	F7	43	41	100	5	300	A	80	switch / dimmer	Bed / Trolley 1.45m
3-D9-023			Bay 1 - Ensuite	1	Bathroom	28	20	Radiant Panels	Remote Sensor Adj.	No	None	Central Dirty Extract	0	10	Negative	None	43	41	200	n/a	None	A	80	Automatic Controls	Floor 0m
3-D9-024			Single Room 2	1	Bedroom	28	18	Radiant Panels	Remote Sensor Adj.	Yes	Comfort Cooled Fresh Air	Natural & Central Supply Air	4	via ensuite	Balanced	F7	43	41	100	5	300	A	80	Switch / Dimmer	Bed / Trolley 1.45m
3-D9-025			Room 2 - Ensuite	1	Toilet	28	18	Radiant Panels	Remote Sensor Adj.	No	None	Central Dirty Extract	0	10	Negative	None	43	41	200	n/a	None	A	80	Automatic Controls	Floor 0m
3-D9-026			Linen Bay	1	Linen Bay	28	16	Adjacent Space Transfer Air	None	No	None	None	0	0	n/a	None	n/a	n/a	100 (KNX)	n/a	None	A	80	Automatic Controls	Floor 0m
3-D9-027			Store - General	1	Storage Area Equipment	28	16	Adjacent Space Transfer Air	None	No	None	Central General Extract	0	3	Negative	None	n/a	n/a	200	n/a	None	A	80	Automatic Controls	Floor 0m
3-D9-028			WC - Staff	1	Toilet	28	18	Adjacent Space Transfer Air	None	No	None	Central Dirty Extract	0	10	Negative	None	n/a	41	200	n/a	None	A	80	Automatic Controls	Floor 0m
3-D9-030			DSR	1	DSR	28	18	Adjacent Space Transfer Air	None	No	None	Central Dirty Extract	0	6	Negative	None	n/a	41	100	n/a	None	A	80	Automatic Controls	Floor 0m
3-D9-001			Corridor	1	Corridor	28	18	Radiant Panels	Remote Sensor Adj.	No	None	None	0	0	n/a	None	43	n/a	200	n/a	None	A	80	Automatic Controls	Floor 0m
3-D9-029			Corridor	1	Corridor	28	18	Radiant Panels	Remote Sensor Adj.	No	None	None	0	0	n/a	None	43	41	200	n/a	None	A	80	Automatic Controls	Floor 0m
Switch Cupboard			Switch Cupboard	1	Switch Cupboard	Not Controlled	Not Controlled	None	None	No	None	None	0	0	n/a	None	n/a	n/a	100	n/a	None	A	80	Automatic Controls	Floor 0m
G-D10-001	D10	Ambulatory Care Shared Support	Staff Room	1	Common room/staff room/lounge	28	18	Radiant Panels	Remote Sensor Adj.	Yes	Comfort Cooled Fresh Air	Central Supply and Extract	6	8	Negative	F7	43	41	300	n/a	None	A	80	Switch	Floor 0m
G-E1-001	E1	Pod	Multi-Functional Activity Zone	1	Patient Accommodation Day	25	18	Underfloor Heating	BMS Adjustable Sensor	No	None	None	0	0	n/a	None	43	41	100	n/a	None	A	80	Switch	Floor 0m
G-E1-002			RHSC OPD Reception	1	Reception	28	18	Underfloor Heating	BMS Adjustable Sensor	No	None	None	0	0	n/a	None	43	n/a	300	n/a	None	A	80	Automatic Controls	Desk 0.75 to 0.85m
G-E1-003			RHSC OPD Suite A Sub Waiting	1	Waiting Room	28	18	Radiant Panels	Remote Sensor Adj.	Yes	Comfort Cooled Fresh Air	Central Supply and Extract	2 people @ 10l/s per person	2 people @ 10l/s per person	Balanced	F7	43	n/a	300	n/a	None	A	80	Switch	Desk 0.75 to 0.85m
G-E1-004			Wheelchair Accessible	1	Toilet	28	18	Adjacent Space Transfer Air	None	No	None	Central Dirty Extract	0	10	Negative	None	n/a	41	200	n/a	None	A	80	Automatic Controls	Floor 0m
G-E1-005			Wheelchair Accessible	1	Toilet	28	18	Adjacent Space Transfer Air	None	No	None	Central Dirty Extract	0	10	Negative	None	n/a	41	200	n/a	None	A	80	Automatic Controls	Floor 0m
G-E1-006			WC Fully Accessible changing room	4	Toilet	28	18	Radiant Panels	Remote Sensor Adj.	No	None	Central Dirty Extract	0	10	Negative	None	43	41	200	n/a	None	A	80	Automatic Controls	Floor 0m
G-E1-007			Wheelchair Accessible	1	Toilet	28	18	Adjacent Space Transfer Air	None	No	None	Central Dirty Extract	0	10	Negative	None	n/a	41	200	n/a	None	A	80	Automatic Controls	Floor 0m
G-E1-008			DSR	1	DSR	28	18	Adjacent Space Transfer Air	None	No	None	Central Dirty Extract	0	6	Negative	None	n/a	60	100	n/a	None	A	80	Automatic Controls	Floor 0m
G-E1-009			WC - Ambulant	1	Toilet	28	18	Adjacent Space Transfer Air	None	No	None	Central Dirty Extract	0	10	Negative	None	n/a	41	200	n/a	None	A	80	Automatic Controls	Floor 0m
G-E1-010			Wheelchair Accessible	1	Toilet	28	18	Adjacent Space Transfer Air	None	No	None	Central Dirty Extract	0	10	Negative	None	n/a	41	200	n/a	None	A	80	Automatic Controls	Floor 0m
G-E1-011			RHSC OPD Main Waiting	1	Waiting Room	28	18	Underfloor Heating	BMS Adjustable Sensor	No	None	None	0	0	n/a	None	43	n/a	300	n/a	None	A	80	Switch	Floor 0m
G-E1-012			Switch Cupboard	1	Switch Cupboard	Not Controlled	Not Controlled	None	None	No	None	None	0	0	n/a	None	n/a	n/a	100	n/a	None	A	80	Automatic Controls	Floor 0m
G-E1-012A			Switch Cupboard	1	Switch Cupboard	Not Controlled	Not Controlled	None	None	No	None	None	0	0	n/a	None	n/a	n/a	100	n/a	None	A	80	Automatic Controls	Floor 0m
G-E1-012B			Manifold	1	Manifold	Not Controlled	Not Controlled	None	None	No	None	None	0	0	n/a	None	n/a	n/a	100	n/a	None	A	80	Automatic Controls	Floor 0m
G-T2-013			Manifold	1	Manifold	Not Controlled	Not Controlled	None	None	No	None	None	0	0	n/a	None	n/a	n/a	100	n/a	None	A	80	Automatic Controls	Floor 0m
G-F1-002			Consultant Psychiatrist / Psychologist Office	1	Cellular / Ward Offices	28	18	Radiant Panels	Remote Sensor Adj.	Yes	Ceiling Cassette - Chilled Water	Central Supply and Extract	6	4	Positive	F7	43	n/a	300	n/a	None	A	80	Switch	Desk 0.75 to 0.85m
G-F1-003			Storage (testing)	1	Storage Area Equipment	28	16	Adjacent Space Transfer Air	None	No	None	Central General Extract	0	3	Negative	None	n/a	n/a	200	n/a	None	A	80	Automatic Controls	Floor 0m
G-F1-004			Senior Charge Nurse Office	1	Cellular / Ward Offices	28	18	Radiant Panels	Remote Sensor Adj.	Yes	Ceiling Cassette - Chilled Water	Central Supply and Extract	6	4	Positive	F7	43	n/a	300	n/a	None	A	80	Switch	Desk 0.75 to 0.85m
G-F1-005			Meeting Room 3	1	Meeting Room	25	18	Radiant Panels	Remote Sensor Adj.	Yes	Ceiling Cassette - Chilled Water	Central Supply and Extract	4 people at 10 l/s per person (6ach)	4 people at 10 l/s per person (6ach)	Balanced	F7	43	n/a	300	n/a	None	A	80	Switch	Desk 0.75 to 0.85m
G-F1-006			Reception	1	Reception	28	18	Radiant Panels	Remote Sensor Adj.	Yes	Ceiling Cassette - Chilled Water	Central Supply Air	2 people at 10 l/s per person (6ach)	0	Positive	F7	43	n/a	300	n/a	None	A	80	Switch	Desk 0.75 to 0.85m
G-F1-007			Meeting Room 4	1	Meeting Room	25	18	Radiant Panels	Remote Sensor Adj.	Yes	Ceiling Cassette - Chilled Water	Central Supply and Extract	4 people at 10 l/s per person (6ach)	4 people at 10 l/s per person (6ach)	Balanced	F7	43	n/a	300	n/a	None	A	80	Switch	Desk 0.75 to 0.85m
G-F1-008			Meeting Room 1	1	Meeting Room	25	18	Radiant Panels	Remote Sensor Adj.	Yes	Wall Mounted Unit	Central Supply and Extract	4 people at 10 l/s per person (6ach)	4 people at 10 l/s per person (6ach)	Balanced	F7	43	n/a	300	n/a	None	A	80	Switch	Desk 0.75 to 0.85m
G-F1-009			Meeting Room 2	1	Meeting Room	25	18	Radiant Panels	Remote Sensor Adj.	Yes	Wall Mounted Unit	Central Supply and Extract	4 people at 10 l/s per person (6ach)	4 people at 10 l/s per person (6ach)	Balanced	F7	43	n/a	300	n/a	None	A	80	Switch	Desk 0.75 to 0.85m
G-F1-010			Dictation/ 1:1/Phone Booth	1	Cellular / Ward Offices	28	18	Radiant Panels	Remote Sensor Adj.	Yes	Wall Mounted Unit	Central Supply and Extract	2 people at 10 l/s per person (6ach)	2 people at 10 l/s per person (6ach)	Balanced	F7	43	n/a	300	n/a	None	A	80	Automatic Controls	Desk 0.75 to 0.85m
G-F1-011			Waiting Area 2	1	Waiting Room	28	18	Radiant Panels	Remote Sensor Adj.	Yes	Wall Mounted Unit	Central Supply and Extract	2 people at 10 l/s per person (6ach)	2 people at 10 l/s per person (6ach)	Balanced	F7	43	n/a	300	n/a	None	A	80	Automatic Controls	Floor 0m

RHSC / DCN Environmental Matrix

Room No.	Department		Room Name	Qty	Room Function	Temp (max)	Temp (min)	Heating Type	Heating Control	Cooling (present)	Cooling (type)	Ventilation (type)	Supply (ac/hr)	Extract (ac/hr)	Relative pressure	Min filtration	Surface temp	Water temp	Normal lux	Night lux	Local lux	Standby grade	Colour render	Control	Plane
G-F1-013			Storage / Photocopy	1	Storage Area Equipment	28	16	Adjacent Space Transfer Air	None	No	None	Central General Extract	0	3	Negative	None	n/a	n/a	200	n/a	None	A	80	Automatic Controls	Floor 0m
G-F1-014			Secretary/Filing Office	1	Cellular / Ward Offices	28	18	Radiant Panels	Remote Sensor Adj.	Yes	Ceiling Cassette - Chilled Water	Central Supply and Extract	4	3	Positive	F7	43	n/a	300	n/a	None	A	80	Switch	Desk 0.75 to 0.85m
G-F1-016			Multi-Disciplinary Office	1	Multi Disciplinary Work Areas	28	18	Radiant Panels	Remote Sensor Adj.	Yes	Ceiling Cassette - Chilled Water	Central Supply and Extract	6	4	Positive	F7	43	n/a	300	n/a	None	A	80	Switch	Desk 0.75 to 0.85m
G-F1-017			Shower / WC / WHB assisted	1	Bathroom	28	20	Radiant Panels	Remote Sensor Adj.	No	None	Central Dirty Extract	0	10	Negative	None	43	41	200	n/a	None	A	80	Switch	Floor 0m
G-F1-018			WC - Wheelchair accessible	1	Toilet	28	18	Adjacent Space Transfer Air	None	No	None	Central Dirty Extract	0	10	Negative	None	n/a	41	200	n/a	None	A	80	Automatic Controls	Floor 0m
G-F1-019			Play Room	1	Common room/staff room/lounge	28	18	Radiant Panels	Remote Sensor Adj.	Yes	Ceiling Cassette - Chilled Water	Central Supply and Extract	12 people at 10 l/s per person (8ach)	12 people at 10 l/s per person (8ach)	Balanced	F7	43	41	300	n/a	None	A	80	Switch	Floor 0m
G-F1-020			Group Room 4	1	Meeting Room	25	18	Radiant Panels	Remote Sensor Adj.	Yes	Ceiling Cassette - Chilled Water	Central Supply and Extract	13 people at 10 l/s per person (8ach)	13 people at 10 l/s per person (8ach)	Balanced	F7	43	n/a	300	n/a	None	A	80	Switch	Desk 0.75 to 0.85m
G-F1-021			Screening Room	1	Diagnostic room	25	18	Radiant Panels	Remote Sensor Adj.	Yes	Ceiling Cassette - Chilled Water	Central Supply and Extract	5 people at 10 l/s per person (7ach)	5 people at 10 l/s per person (7ach)	Balanced	F7	43	n/a	300	n/a	1000	A	80	Switch / Dimmer	General working plane 1m
G-F1-022			Calm Down Zone	1	Common room/staff room/lounge	28	18	Radiant Panels	Remote Sensor Adj.	Yes	Comfort Cooled Fresh Air	Central Supply and Extract	4	4	Balanced	F7	43	n/a	300	n/a	None	A	80	Switch	Floor 0m
G-F1-023			Meeting Room 5	1	Meeting Room	25	18	Radiant Panels	Remote Sensor Adj.	Yes	Ceiling Cassette - Chilled Water	Central Supply and Extract	8 people at 10 l/s per person (10ach)	8 people at 10 l/s per person (10ach)	Balanced	F7	43	n/a	300	n/a	None	A	80	Switch	Desk 0.75 to 0.85m
G-F1-024			Group Room 3	1	Meeting Room	25	18	Radiant Panels	Remote Sensor Adj.	Yes	Ceiling Cassette - Chilled Water	Central Supply and Extract	13 people at 10 l/s per person (6ach)	13 people at 10 l/s per person (6ach)	Balanced	F7	43	n/a	300	n/a	None	A	80	Switch	Desk 0.75 to 0.85m
G-F1-026			Meeting Room 6	1	Meeting Room	25	18	Radiant Panels	Remote Sensor Adj.	Yes	Ceiling Cassette - Chilled Water	Central Supply and Extract	8 people at 10 l/s per person (6ach)	8 people at 10 l/s per person (6ach)	Balanced	F7	43	n/a	300	n/a	None	A	80	Switch	Desk 0.75 to 0.85m
G-F1-027			Sitting Room	1	Common room/staff room/lounge	28	18	Radiant Panels	Remote Sensor Adj.	Yes	Comfort Cooled Fresh Air	Central Supply and Extract	6	8	Negative	F7	43	41	300	n/a	None	A	80	Switch	Floor 0m
G-F1-028			Multi-Disciplinary Office	1	Multi Disciplinary Work Areas	28	18	Radiant Panels	Remote Sensor Adj.	Yes	Comfort Cooled Fresh Air	Central Supply and Extract	6	4	Positive	F7	43	n/a	300	n/a	None	A	80	Switch	Desk 0.75 to 0.85m
G-F1-030			Multi-Disciplinary Office	1	Multi Disciplinary Work Areas	28	18	Radiant Panels	Remote Sensor Adj.	Yes	Comfort Cooled Fresh Air	Central Supply and Extract	6	4	Positive	F7	43	n/a	300	n/a	None	A	80	Switch	Desk 0.75 to 0.85m
G-F1-031			Sitting Room	1	Common room/staff room/lounge	28	18	Radiant Panels	Remote Sensor Adj.	Yes	Comfort Cooled Fresh Air	Central Supply and Extract	8 people at 10 l/s per person (10ach)	8 people at 10 l/s per person (10ach)	Balanced	F7	43	n/a	300	n/a	None	A	80	Switch	Floor 0m
G-F1-032			Group Room 2	1	Common room/staff room/lounge	28	18	Radiant Panels	Remote Sensor Adj.	Yes	Ceiling Cassette - Chilled Water	Central Supply and Extract	10 people at 10 l/s per person (10ach)	10 people at 10 l/s per person (10ach)	Balanced	F7	43	n/a	300	n/a	None	A	80	Switch	Floor 0m
G-F1-033			Art Room	1	Classroom	28	18	Radiant Panels	Remote Sensor Adj.	Yes	Comfort Cooled Fresh Air	Central Supply and Extract	15 people at 10 l/s per person (9ach)	15 people at 10 l/s per person (9ach)	Balanced	F7	43	41	300	n/a	None	A	80	Switch	Desk 0.75 to 0.85m
G-F1-034			Therapy / Play Therapy Room	1	Common room/staff room/lounge	28	18	Radiant Panels	Remote Sensor Adj.	Yes	Comfort Cooled Fresh Air	Central Supply and Extract	6	8	Negative	F7	43	41	300	n/a	None	A	80	Switch	Floor 0m
G-F1-036			Dining Room (Inpatients & Day Prog)	1	Eating/Drinking	28	18	Radiant Panels	Remote Sensor Adj.	Yes	Comfort Cooled Fresh Air	Central Supply and Extract	4	4	Balanced	F7	43	41	300	n/a	None	A	80	Switch	Floor 0m
G-F1-037			Therapy Kitchen	1	Ward Kitchen	28	18	Radiant Panels	Remote Sensor Adj.	Yes	Ceiling Cassette - Chilled Water	Central General Extract	0	6	Negative	None	43	41	500	n/a	None	A	80	Switch	General working plane 1m
G-F1-038			WC - Wheelchair accessible	1	Toilet	28	18	Adjacent Space Transfer Air	None	No	None	Central Dirty Extract	0	10	Negative	None	n/a	41	200	n/a	None	A	80	Automatic Controls	Floor 0m
G-F1-039			Ward kitchen	1	Ward Kitchen	28	18	Adjacent Space Transfer Air	None	No	None	Central General Extract	0	6	Negative	None	n/a	60	500	n/a	None	A	80	Switch	General working plane 1m
G-F1-040			WC - Wheelchair accessible	1	Toilet	28	18	Adjacent Space Transfer Air	None	No	None	Central Dirty Extract	0	10	Negative	None	n/a	41	200	n/a	None	A	80	Automatic Controls	Floor 0m
G-F1-041			Waiting Area 1	1	Waiting Room	28	18	Radiant Panels	Remote Sensor Adj.	Yes	Ceiling Cassette - Chilled Water	Central Supply and Extract	10 people at 10 l/s per person (10ach)	10 people at 10 l/s per person (10ach)	Balanced	F7	43	n/a	300	n/a	None	A	80	Automatic Controls	Floor 0m
G-F1-042			DSR	1	DSR	28	18	Adjacent Space Transfer Air	None	No	None	Central Dirty Extract	0	6	Negative	None	n/a	60	100	n/a	None	A	80	Automatic Controls	Floor 0m
G-F1-043			WC - Staff	1	Toilet	28	18	Adjacent Space Transfer Air	None	No	None	Central Dirty Extract	0	10	Negative	None	n/a	41	200	n/a	None	A	80	Automatic Controls	Floor 0m
G-F1-044			Dictation/ 1:1/Phone Booth	1	Cellular / Ward Offices	28	18	Radiant Panels	Remote Sensor Adj.	Yes	Wall Mounted Unit	Central Supply and Extract	2 people at 10 l/s per person (10ach)	2 people at 10 l/s per person (10ach)	Balanced	F7	43	n/a	300	n/a	None	A	80	Automatic Controls	Desk 0.75 to 0.85m
G-F1-045			Multidisciplinary Office - ITS	1	Multi Disciplinary Work Areas	28	18	Radiant Panels	Remote Sensor Adj.	Yes	Ceiling Cassette - Chilled Water	Central Supply and Extract	6	4	Positive	F7	43	n/a	300	n/a	None	A	80	Switch	Desk 0.75 to 0.85m
G-F1-047			Recreation Room	1	Common room/staff room/lounge	28	18	Radiant Panels	Remote Sensor Adj.	Yes	Comfort Cooled Fresh Air	Central Supply and Extract	5	6	Negative	F7	43	41	300	n/a	None	A	80	Switch	Floor 0m
G-F1-048			Group Room 1	1	Meeting Room	25	18	Radiant Panels	Remote Sensor Adj.	Yes	Comfort Cooled Fresh Air	Central Supply and Extract	6	8	Negative	F7	43	n/a	300	n/a	None	A	80	Switch	Desk 0.75 to 0.85m
G-F1-049			Dictation/ 1:1/Phone Booth	1	Cellular / Ward Offices	28	18	Radiant Panels	Remote Sensor Adj.	Yes	Wall Mounted Unit	Central Supply and Extract	2 people at 10 l/s per person (10ach)	2 people at 10 l/s per person (10ach)	Balanced	F7	43	n/a	300	n/a	None	A	80	Automatic Controls	Desk 0.75 to 0.85m
G-F1-050			Small Treatment Room	1	Consulting Room	25	18	Radiant Panels	Remote Sensor Adj.	Yes	Comfort Cooled Fresh Air	Central Supply and Extract	6	3	Positive	F7	43	41	300	n/a	1000	A	80	Switch	General working plane 1m
G-F1-051			Treatment Room	1	Treatment Room	25	18	Radiant Panels	Remote Sensor Adj.	Yes	Comfort Cooled Fresh Air	Central Supply Air	10	0	Positive	F7	43	41	500	n/a	1000	A	90	Switch	Bed / Trolley 1.45m
G-F1-052			Treatment Room Store	1	Drug Room	28	18	Radiant Panels	Remote Sensor Adj.	Yes	Comfort Cooled Fresh Air	Central Supply Air	6	0	Positive	F7	43	41	150	n/a	None	A	80	Automatic Controls	General working plane 1m
G-F1-053			Multi-Disciplinary Office	1	Multi Disciplinary Work Areas	28	18	Radiant Panels	Remote Sensor Adj.	Yes	Ceiling Cassette - Chilled Water	Central Supply and Extract	6	4	Positive	F7	43	n/a	300	n/a	None	A	80	Switch	Desk 0.75 to 0.85m
G-F1-054			Laundry Room	1	Laundry	28	18	Adjacent Space Transfer Air	None	Yes	Wall Mounted Unit	Central Supply and Extract	6	10	Negative	F7	n/a	60	300	n/a	None	A	80	Switch	Floor 0m
G-F1-056			Open Space	1	Waiting Room	28	18	Radiant Panels	Remote Sensor Adj.	Yes	Ceiling Cassette - Chilled Water	Central Supply and Extract	5	5	Balanced	F7	43	n/a	300	n/a	None	A	80	Switch	Floor 0m
G-F1-057			Pantry	1	Pantry	28	18	Radiant Panels	Remote Sensor Adj.	Yes	Comfort Cooled Fresh Air	Central Supply and Extract	6	8	Negative	F7	43	41	300	n/a	None	A	80	Switch	Floor 0m
G-F1-058	F1	CAMHS - 12 Beds	WC - Staff	1	Toilet	28	18	Adjacent Space Transfer Air	None	No	None	Central Dirty Extract	0	10	Negative	None	n/a	41	200	n/a	None	A	80	Automatic Controls	Floor 0m
G-F1-059			Dirty Utility	1	Dirty utility	28	18	Adjacent Space Transfer Air	None	No	None	Central Dirty Extract	0	6	Negative	None	n/a	41	200	n/a	None	A	80	Automatic Controls	Floor 0m
G-F1-061			Disposal Hold	1	Disposal Hold	28	16	Adjacent Space Transfer Air	None	No	None	Central Dirty Extract	0	6	Negative	None	n/a	n/a	200	n/a	None	A	80	Automatic Controls	Floor 0m
G-F1-062			Staff Base	1	Reception	28	18	Radiant Panels	Remote Sensor Adj.	Yes	Comfort Cooled Fresh Air	Central Supply and Extract	2 people at 10 l/s per person (6ach)	2 people at 10 l/s per person (6ach)	Balanced	F7	43	n/a	300	n/a	None	A	80	Switch	Desk 0.75 to 0.85m

RHSC / DCN Environmental Matrix

Room No.	Department	Room Name	Qty	Room Function	Temp (max)	Temp (min)	Heating Type	Heating Control	Cooling (present)	Cooling (type)	Ventilation (type)	Supply (ac/hr)	Extract (ac/hr)	Relative pressure	Min filtration	Surface temp	Water temp	Normal lux	Night lux	Local lux	Standby grade	Colour render	Control	Plane
G-F1-065		Quiet Room	1	Common room/staff room/lounge	28	18	Radiant Panels	Remote Sensor Adj.	Yes	Comfort Cooled Fresh Air	Central Supply and Extract	6	8	Negative	F7	43	n/a	300	n/a	None	A	80	Switch	Floor 0m
G-F1-067		Bedroom 1	1	Bedroom	28	18	Radiant Panels	Remote Sensor Adj.	Yes	Comfort Cooled Fresh Air	Central Supply and Extract	6	6 via bedroom & ensuite	Balanced	F7	43	n/a	100	5	300	A	80	Switch / Dimmer	Bed / Trolley 1.45m
G-F1-068		Room 1 - Ensuite	1	Bathroom	28	20	Adjacent Space Transfer Air	None	No	None	Central Dirty Extract	0	10	Negative	None	n/a	41	200	n/a	None	A	80	Automatic Controls	Floor 0m
G-F1-069		Bedroom 8	1	Bedroom	28	18	Radiant Panels	Remote Sensor Adj.	Yes	Comfort Cooled Fresh Air	Central Supply and Extract	6	6 via bedroom & ensuite	Balanced	F7	43	n/a	100	5	300	A	80	Switch / Dimmer	Bed / Trolley 1.45m
G-F1-070		Room 8 - Ensuite	1	Bathroom	28	20	Adjacent Space Transfer Air	None	No	None	Central Dirty Extract	0	10	Negative	None	n/a	41	200	n/a	None	A	80	Automatic Controls	Floor 0m
G-F1-071		Bedroom 11	1	Bedroom	28	18	Radiant Panels	Remote Sensor Adj.	Yes	Comfort Cooled Fresh Air	Central Supply and Extract	6	6 via bedroom & ensuite	Balanced	F7	43	n/a	100	5	300	A	80	Switch / Dimmer	Bed / Trolley 1.45m
G-F1-072		Room 11 - Ensuite	1	Bathroom	28	20	Adjacent Space Transfer Air	None	No	None	Central Dirty Extract	0	10	Negative	None	n/a	41	200	n/a	None	A	80	Automatic Controls	Floor 0m
G-F1-073		Bedroom 10	1	Bedroom	28	18	Radiant Panels	Remote Sensor Adj.	Yes	Comfort Cooled Fresh Air	Central Supply and Extract	6	6 via bedroom & ensuite	Balanced	F7	43	n/a	100	5	300	A	80	Switch / Dimmer	Bed / Trolley 1.45m
G-F1-074		Room 10 - Ensuite	1	Bathroom	28	20	Adjacent Space Transfer Air	None	No	None	Central Dirty Extract	0	10	Negative	None	n/a	41	200	n/a	None	A	80	Automatic Controls	Floor 0m
G-F1-075		Bedroom 9	1	Bedroom	28	18	Radiant Panels	Remote Sensor Adj.	Yes	Comfort Cooled Fresh Air	Central Supply and Extract	6	6 via bedroom & ensuite	Balanced	F7	43	n/a	100	5	300	A	80	Switch / Dimmer	Bed / Trolley 1.45m
G-F1-076		Room 9 - Ensuite	1	Bathroom	28	20	Adjacent Space Transfer Air	None	No	None	Central Dirty Extract	0	10	Negative	None	n/a	41	200	n/a	None	A	80	Automatic Controls	Floor 0m
G-F1-077		Bedroom 2	1	Bedroom	28	18	Radiant Panels	Remote Sensor Adj.	Yes	Comfort Cooled Fresh Air	Central Supply and Extract	6	6 via bedroom & ensuite	Balanced	F7	43	n/a	100	5	300	A	80	Switch / Dimmer	Bed / Trolley 1.45m
G-F1-078		Room 2 - Ensuite	1	Bathroom	28	20	Adjacent Space Transfer Air	None	No	None	Central Dirty Extract	0	10	Negative	None	n/a	41	200	n/a	None	A	80	Automatic Controls	Floor 0m
G-F1-079		Bedroom 3	1	Bedroom	28	18	Radiant Panels	Remote Sensor Adj.	Yes	Comfort Cooled Fresh Air	Central Supply and Extract	6	6 via bedroom & ensuite	Balanced	F7	43	n/a	100	5	300	A	80	Switch / Dimmer	Bed / Trolley 1.45m
G-F1-080		Room 3 - Ensuite	1	Bathroom	28	20	Adjacent Space Transfer Air	None	No	None	Central Dirty Extract	0	10	Negative	None	n/a	41	200	n/a	None	A	80	Automatic Controls	Floor 0m
G-F1-081		Bedroom 4	1	Bedroom	28	18	Radiant Panels	Remote Sensor Adj.	Yes	Comfort Cooled Fresh Air	Central Supply and Extract	6	6 via bedroom & ensuite	Balanced	F7	43	n/a	100	5	300	A	80	Switch / Dimmer	Bed / Trolley 1.45m
G-F1-082		Room 4 - Ensuite	1	Bathroom	28	20	Adjacent Space Transfer Air	None	No	None	Central Dirty Extract	0	10	Negative	None	n/a	41	200	n/a	None	A	80	Automatic Controls	Floor 0m
G-F1-083		Bedroom 5	1	Bedroom	28	18	Radiant Panels	Remote Sensor Adj.	Yes	Comfort Cooled Fresh Air	Central Supply and Extract	6	6 via bedroom & ensuite	Balanced	F7	43	n/a	100	5	300	A	80	Switch / Dimmer	Bed / Trolley 1.45m
G-F1-084		Room 5 - Ensuite	1	Bathroom	28	20	Adjacent Space Transfer Air	None	No	None	Central Dirty Extract	0	10	Negative	None	n/a	41	200	n/a	None	A	80	Automatic Controls	Floor 0m
G-F1-085		Bedroom 12	1	Bedroom	28	18	Radiant Panels	Remote Sensor Adj.	Yes	Comfort Cooled Fresh Air	Central Supply and Extract	6	6 via bedroom & ensuite	Balanced	F7	43	n/a	100	5	300	A	80	Switch / Dimmer	Bed / Trolley 1.45m
G-F1-086		Room 12 - Ensuite	1	Bathroom	28	20	Adjacent Space Transfer Air	None	No	None	Central Dirty Extract	0	10	Negative	None	n/a	41	200	n/a	None	A	80	Automatic Controls	Floor 0m
G-F1-087		Bedroom 6	1	Bedroom	28	18	Radiant Panels	Remote Sensor Adj.	Yes	Comfort Cooled Fresh Air	Central Supply and Extract	6	6 via bedroom & ensuite	Balanced	F7	43	n/a	100	5	300	A	80	Switch / Dimmer	Bed / Trolley 1.45m
G-F1-088		Room 6 - Ensuite	1	Bathroom	28	20	Adjacent Space Transfer Air	None	No	None	Central Dirty Extract	0	10	Negative	None	n/a	41	200	n/a	None	A	80	Automatic Controls	Floor 0m
G-F1-089		Linen Bay	1	Linen Bay	28	16	Adjacent Space Transfer Air	None	No	None	None	0	0	n/a	None	n/a	n/a	100 (KNX)	n/a	None	A	80	Automatic Controls	Floor 0m
G-F1-090		Bedroom 7	1	Bedroom	28	18	Radiant Panels	Remote Sensor Adj.	Yes	Comfort Cooled Fresh Air	Central Supply and Extract	6	6 via bedroom & ensuite	Balanced	F7	43	n/a	100	5	300	A	80	Switch / Dimmer	Bed / Trolley 1.45m
G-F1-091		Room 7 - Ensuite	1	Bathroom	28	20	Adjacent Space Transfer Air	None	No	None	Central Dirty Extract	0	10	Negative	None	n/a	41	200	n/a	None	A	80	Automatic Controls	Floor 0m
G-F1-092		Quiet Room	1	Cellular / Ward Offices	28	18	Radiant Panels	Remote Sensor Adj.	Yes	Comfort Cooled Fresh Air	Central Supply and Extract	4 people at 10 l/s per person (4ach)	4 people at 10 l/s per person (4ach)	Balanced	F7	43	n/a	300	n/a	None	A	80	Automatic Controls	Desk 0.75 to 0.85m
G-F1-096		Store	1	Storage Area Equipment	28	16	Adjacent Space Transfer Air	None	No	None	Central General Extract	0	3	Negative	None	n/a	n/a	200	n/a	None	A	80	Automatic Controls	Floor 0m
G-F1-101		Intensive Nursing Room	1	Seclusion Room	28	18	Radiant Panels	Remote Sensor Adj.	Yes	Comfort Cooled Fresh Air	Central Supply Air	3	0	Positive	F7	43	n/a	300	n/a	None	A	80	Automatic Controls	Floor 0m
G-F1-001		Corridor	1	Corridor	28	18	Radiant Panels	Remote Sensor Adj.	No	None	None	0	0	n/a	None	43	n/a	200	n/a	None	A	80	Automatic Controls	Floor 0m
G-F1-015		Corridor	1	Corridor	28	18	Radiant Panels	Remote Sensor Adj.	No	None	None	0	0	n/a	None	43	n/a	200	n/a	None	A	80	Automatic Controls	Floor 0m
G-F1-025		Corridor	1	Corridor	28	18	Radiant Panels	Remote Sensor Adj.	No	None	None	0	0	n/a	None	43	n/a	200	n/a	None	A	80	Automatic Controls	Floor 0m
G-F1-029		Corridor	1	Corridor	28	18	Radiant Panels	Remote Sensor Adj.	No	None	None	0	0	n/a	None	43	n/a	200	n/a	None	A	80	Automatic Controls	Floor 0m
G-F1-035		Corridor	1	Corridor	28	18	Adjacent Space Transfer	None	No	None	None	0	0	n/a	None	n/a	n/a	200	n/a	None	A	80	Automatic Controls	Floor 0m
G-F1-046		Corridor	1	Corridor	28	18	Adjacent Space Transfer	None	No	None	None	0	0	n/a	None	n/a	n/a	200	n/a	None	A	80	Automatic Controls	Floor 0m
G-F1-055		Corridor	1	Corridor	28	18	Adjacent Space Transfer	None	No	None	None	0	0	n/a	None	n/a	n/a	200	n/a	None	A	80	Automatic Controls	Floor 0m
G-F1-060		Corridor	1	Corridor	28	18	Radiant Panels	Remote Sensor Adj.	No	None	None	0	0	n/a	None	43	n/a	200	n/a	None	A	80	Automatic Controls	Floor 0m
G-F1-066		Corridor	1	Corridor	28	18	Adjacent Space Transfer	None	No	None	None	0	0	n/a	None	n/a	n/a	200	n/a	None	A	80	Automatic Controls	Floor 0m
G-F1-093		Corridor	1	Corridor	28	18	Radiant Panels	Remote Sensor Adj.	No	None	None	0	0	n/a	None	43	n/a	200	n/a	None	A	80	Automatic Controls	Floor 0m
G-F1-097		Corridor	1	Corridor	28	18	Adjacent Space Transfer	None	No	None	None	0	0	n/a	None	n/a	n/a	200	n/a	None	A	80	Automatic Controls	Floor 0m
G-F1-098		Corridor	1	Corridor	28	18	Adjacent Space Transfer	None	No	None	None	0	0	n/a	None	n/a	n/a	200	n/a	None	A	80	Automatic Controls	Floor 0m
G-F1-100		Lobby	1	Lobby	28	18	Adjacent Space Transfer	None	No	None	None	0	0	n/a	None	n/a	n/a	200	n/a	None	A	80	Automatic Controls	Floor 0m
G-F1-094		Switch Cupboard	1	Switch Cupboard	Not Controlled	Not Controlled	None	None	No	None	None	0	0	n/a	None	n/a	n/a	100	n/a	None	A	80	Automatic Controls	Floor 0m
G-F1-095		Switch Cupboard	1	Switch Cupboard	Not Controlled	Not Controlled	None	None	No	None	None	0	0	n/a	None	n/a	n/a	100	n/a	None	A	80	Automatic Controls	Floor 0m
G-F1-102		E-S Duct 1	1	E-S Duct 1	Not Controlled	Not Controlled	None	None	No	None	None	0	0	n/a	None	n/a	n/a	100	n/a	None	A	80	Automatic Controls	Floor 0m

RHSC / DCN Environmental Matrix

Room No.	Department		Room Name	Qty	Room Function	Temp (max)	Temp (min)	Heating Type	Heating Control	Cooling (present)	Cooling (type)	Ventilation (type)	Supply (ac/hr)	Extract (ac/hr)	Relative pressure	Min filtration	Surface temp	Water temp	Normal lux	Night lux	Local lux	Standby grade	Colour render	Control	Plane
G-F1-103			E-S Duct 2	1	E-S Duct 2	Not Controlled	Not Controlled	None	None	No	None	None	0	0	n/a	None	n/a	n/a	100	n/a	None	A	80	Automatic Controls	Floor 0m
G-F1-104			E-S Duct 3	1	E-S Duct 3	Not Controlled	Not Controlled	None	None	No	None	None	0	0	n/a	None	n/a	n/a	100	n/a	None	A	80	Automatic Controls	Floor 0m
G-F1-105			E-S Duct 4	1	E-S Duct 4	Not Controlled	Not Controlled	None	None	No	None	None	0	0	n/a	None	n/a	n/a	100	n/a	None	A	80	Automatic Controls	Floor 0m
G-F1-106			E-S Duct 5	1	E-S Duct 5	Not Controlled	Not Controlled	None	None	No	None	None	0	0	n/a	None	n/a	n/a	100	n/a	None	A	80	Automatic Controls	Floor 0m
G-F1-107			E-S Duct 6	1	E-S Duct 6	Not Controlled	Not Controlled	None	None	No	None	None	0	0	n/a	None	n/a	n/a	100	n/a	None	A	80	Automatic Controls	Floor 0m
G-F1-108			E-S Duct 7	1	E-S Duct 7	Not Controlled	Not Controlled	None	None	No	None	None	0	0	n/a	None	n/a	n/a	100	n/a	None	A	80	Automatic Controls	Floor 0m
G-F1-109			E-S Duct 8	1	E-S Duct 8	Not Controlled	Not Controlled	None	None	No	None	None	0	0	n/a	None	n/a	n/a	100	n/a	None	A	80	Automatic Controls	Floor 0m
2-G2-002	G2	Equipment Library	DSR	1	DSR	28	18	Adjacent Space Transfer Air	None	No	None	Central Dirty Extract	0	6	Negative	None	n/a	60	100	n/a	None	A	80	Automatic Controls	Floor 0m
2-G2-003			Clean Equipment	1	Storage Area Equipment	28	16	Radiant Panels	Remote Sensor Adj.	No	None	Central General Extract	0	3	Negative	None	43	n/a	200	n/a	None	A	80	Automatic Controls	Floor 0m
2-G2-004			Dirty Equipment	1	Storage Area Equipment	28	16	Adjacent Space Transfer Air	None	No	None	Central General Extract	0	3	Negative	None	n/a	60	200	n/a	None	A	80	Automatic Controls	Floor 0m
2-G2-005			Disposal Hold	1	Disposal Hold	28	16	Adjacent Space Transfer Air	None	No	None	Central Dirty Extract	0	6	Negative	None	n/a	n/a	200	n/a	None	A	80	Automatic Controls	Floor 0m
2-G2-001			Corridor	1	Corridor	28	18	Radiant Panels	Remote Sensor Adj.	No	None	None	0	0	n/a	None	43	n/a	200	n/a	None	A	80	Automatic Controls	Floor 0m
1-G3-002	G3	On-Call Suite	On-Call Bedroom	1	Bedroom	28	18	Radiant Panels	Remote Sensor Adj.	Yes	Comfort Cooled Fresh Air	Natural & Central Supply Air	4	via ensuite	Balanced	F7	43	n/a	100	n/a	None	A	80	Switch / Dimmer	Bed / Trolley 1.45m
1-G3-003			En-suite Shower / WC / WHB	1	Bathroom	28	18	Radiant Panels	None	No	None	Central Dirty Extract	0	Minimum 10	Negative	None	43	41	200	n/a	None	A	80	Automatic Controls	Floor 0m
1-G3-004			On-Call Bedroom	1	Bedroom	28	18	Radiant Panels	Remote Sensor Adj.	Yes	Comfort Cooled Fresh Air	Natural & Central Supply Air	4	via ensuite	Balanced	F7	43	n/a	100	n/a	None	A	80	Switch / Dimmer	Bed / Trolley 1.45m
1-G3-005			En-suite Shower / WC / WHB	1	Bathroom	28	18	Radiant Panels	None	No	None	Central Dirty Extract	0	Minimum 10	Negative	None	43	41	200	n/a	None	A	80	Automatic Controls	Floor 0m
1-G3-006			On-Call Bedroom	1	Bedroom	28	18	Radiant Panels	Remote Sensor Adj.	Yes	Comfort Cooled Fresh Air	Natural & Central Supply Air	4	via ensuite	Balanced	F7	43	n/a	100	n/a	None	A	80	Switch / Dimmer	Bed / Trolley 1.45m
1-G3-007			En-suite Shower / WC / WHB	1	Bathroom	28	18	Radiant Panels	None	No	None	Central Dirty Extract	0	Minimum 10	Negative	None	43	41	200	n/a	None	A	80	Automatic Controls	Floor 0m
1-G3-008			Mini Kitchen	1	Eating/Drinking	28	18	Adjacent Space Transfer Air	None	Yes	Comfort Cooled Fresh Air	Central General Extract	0	5	Negative	None	n/a	41	300	n/a	None	A	80	Switch	Floor 0m
1-G3-009			DSR	1	DSR	28	18	Adjacent Space Transfer Air	None	No	None	Central Dirty Extract	0	6	Negative	None	n/a	60	100	n/a	None	A	80	Automatic Controls	Floor 0m
1-G3-001			Corridor	1	Corridor	28	18	Radiant Panels	Remote Sensor Adj.	No	None	None	0	0	n/a	None	43	n/a	200	n/a	None	A	80	Automatic Controls	Floor 0m
4-H1-002	H1	Child Life & Health	Conference / Meeting Room	1	Meeting Room	25	18	Radiant Panels	Remote Sensor Adj.	Yes	Ceiling Cassette - Chilled Water	Central Supply and Extract	15 people at 10 l/s per person (8ach)	15 people at 10 l/s per person (8ach)	Balanced	F7	43	n/a	300	n/a	None	A	80	Switch	Desk 0.75 to 0.85m
4-H1-003			Seminar / Tutorial Room	1	Classroom	28	18	Radiant Panels	Remote Sensor Adj.	Yes	Ceiling Cassette - Chilled Water	Central Supply and Extract	36 people at 10 l/s per person (12ach)	36 people at 10 l/s per person (12ach)	Balanced	F7	43	n/a	300	n/a	None	A	80	Switch	Desk 0.75 to 0.85m
4-H1-004			Seminar / Tutorial Room	1	Classroom	28	18	Radiant Panels	Remote Sensor Adj.	Yes	Ceiling Cassette - Chilled Water	Central Supply and Extract	32 people at 10 l/s per person (10ach)	32 people at 10 l/s per person (10ach)	Balanced	F7	43	n/a	300	n/a	None	A	80	Switch	Desk 0.75 to 0.85m
4-H1-005			WC - Accessible	1	Toilet	28	18	Adjacent Space Transfer Air	None	No	None	Central Dirty Extract	0	10	Negative	None	n/a	41	200	n/a	None	A	80	Automatic Controls	Floor 0m
4-H1-006			Disposal Hold	1	Disposal Hold	28	16	Adjacent Space Transfer Air	None	No	None	Central Dirty Extract	0	6	Negative	None	n/a	n/a	200	n/a	None	A	80	Automatic Controls	Floor 0m
4-H1-007			Waiting Area	1	Waiting Room	28	18	Radiant Panels	Remote Sensor Adj.	Yes	Comfort Cooled Fresh Air	Central Supply and Extract	5	5	Balanced	F7	43	n/a	300	n/a	None	A	80	Switch	Floor 0m
4-H1-008			Lockers	1	Changing Facilities	28	18	Radiant Panels	Remote Sensor Adj.	Yes	Comfort Cooled Fresh Air	Central Supply and Extract	5	4	positive to wc	F7	43	n/a	100	n/a	None	A	80	Automatic Controls	Floor 0m
4-H1-009			WC - Ambulant	1	Toilet	28	18	Adjacent Space Transfer Air	None	No	None	Central Dirty Extract	0	10	Negative	None	n/a	41	200	n/a	None	A	80	Automatic Controls	Floor 0m
4-H1-010			WC - Ambulant	1	Toilet	28	18	Adjacent Space Transfer Air	None	No	None	Central Dirty Extract	0	10	Negative	None	n/a	41	200	n/a	None	A	80	Automatic Controls	Floor 0m
4-H1-011			DSR	1	DSR	28	18	Adjacent Space Transfer Air	None	No	None	Central Dirty Extract	0	6	Negative	None	n/a	60	100	n/a	None	A	80	Automatic Controls	Floor 0m
4-H1-012			16 Person Office	1	Open Plan Office	28	18	Radiant Panels	Remote Sensor Adj.	Yes	Comfort Cooled Fresh Air	Central Supply and Extract	4	3	Positive	F7	43	n/a	300	n/a	None	A	80	Switch	Desk 0.75 to 0.85m
4-H1-013			Admin Office	1	Cellular / Ward Offices	28	18	Radiant Panels	Remote Sensor Adj.	Yes	Comfort Cooled Fresh Air	Central Supply and Extract	4	3	Positive	F7	43	n/a	300	n/a	None	A	80	Switch	Desk 0.75 to 0.85m
4-H1-014			Beverage Bay	1	Tea Making	28	18	Adjacent Space Transfer	None	No	None	None	0	0	n/a	None	n/a	41	100 (KNX)	n/a	None	A	80	switch	Floor 0m
4-H1-015			Stationery / Photocopying	1	Cellular / Ward Offices	28	18	Adjacent Space Transfer Air	None	Yes	Comfort Cooled Fresh Air	Central Supply and Extract	4	3	Positive	F7	n/a	n/a	300	n/a	None	A	80	Automatic Controls	Desk 0.75 to 0.85m
4-H1-016			Tissue Culture Room	1	Laboratory	25	18	Radiant Panels	Remote Sensor Adj.	Yes	Ceiling Cassette - Chilled Water	Central Supply and Extract	6	6	Balanced	F7	43	60	500	n/a	None	A	80	Switch	General working plane 1m
4-H1-017			Meeting Room - 4 person	1	Meeting Room	25	18	Radiant Panels	Remote Sensor Adj.	Yes	Wall Mounted Unit	Central Supply and Extract	4 people at 10 l/s per person (8ach)	4 people at 10 l/s per person (8ach)	Balanced	F7	43	n/a	300	n/a	None	A	80	Switch	Desk 0.75 to 0.85m
4-H1-018			Molecular Biology Laboratory	1	Laboratory	25	18	Radiant Panels	Remote Sensor Adj.	Yes	Ceiling Cassette - Chilled Water	Central Supply and Extract	6	6	Balanced	F7	43	60	500	n/a	None	A	80	Switch	General working plane 1m
4-H1-019			WC - Ambulant	1	Toilet	28	18	Adjacent Space Transfer Air	None	No	None	Central Dirty Extract	0	10	Negative	None	n/a	41	200	n/a	None	A	80	Automatic Controls	Floor 0m
4-H1-020			WC - Ambulant	1	Toilet	28	18	Adjacent Space Transfer Air	None	No	None	Central Dirty Extract	0	10	Negative	None	n/a	41	200	n/a	None	A	80	Automatic Controls	Floor 0m
4-H1-021			Student Records Store	1	Storage Area Equipment	28	16	Radiant Panels	Remote Sensor Adj.	No	None	Central Supply and Extract	4	3	Positive	F7	43	n/a	200	n/a	None	A	80	Automatic Controls	Floor 0m
4-H1-022			Laboratory / Finance Manager's Office	1	Cellular / Ward Offices	28	18	Radiant Panels	Remote Sensor Adj.	Yes	Comfort Cooled Fresh Air	Central Supply and Extract	4	3	Positive	F7	43	n/a	300	n/a	None	A	80	Switch	Desk 0.75 to 0.85m
4-H1-024			Senior Academic Staff	1	Cellular / Ward Offices	28	18	Radiant Panels	Remote Sensor Adj.	Yes	Comfort Cooled Fresh Air	Central Supply and Extract	4	3	Positive	F7	43	n/a	300	n/a	None	A	80	Switch	Desk 0.75 to 0.85m
4-H1-025			Senior Academic Staff	1	Cellular / Ward Offices	28	18	Radiant Panels	Remote Sensor Adj.	Yes	Comfort Cooled Fresh Air	Central Supply and Extract	4	3	Positive	F7	43	n/a	300	n/a	None	A	80	Switch	Desk 0.75 to 0.85m
4-H1-026			Freezer Store	1	Storage Area Equipment	28	16	Adjacent Space Transfer Air	None	Yes	Wall Mounted Cassette	Central General Extract	0	3	Negative	None	n/a	n/a	200	n/a	None	A	80	Automatic Controls	Floor 0m
4-H1-027			Physiological Laboratory	1	Laboratory	25	18	Radiant Panels	Remote Sensor Adj.	Yes	Ceiling Cassette - Chilled Water	Central Supply and Extract	6	6	Balanced	F7	43	60	500	n/a	None	A	80	Switch	General working plane 1m
4-H1-028			Senior Academic Staff	1	Cellular / Ward Offices	28	18	Radiant Panels	Remote Sensor Adj.	Yes	Comfort Cooled Fresh Air	Central Supply and Extract	4	3	Positive	F7	43	n/a	300	n/a	None	A	80	Switch	Desk 0.75 to 0.85m
4-H1-029			Head of Department	1	Cellular / Ward Offices	28	18	Radiant Panels	Remote Sensor Adj.	Yes	Ceiling Cassette - Chilled Water	Central Supply and Extract	4	3	Positive	F7	43	n/a	300	n/a	None	A	80	Switch	Desk 0.75 to 0.85m
4-H1-030			Senior Academic Staff	1	Cellular / Ward Offices	28	18	Radiant Panels	Remote Sensor Adj.	Yes	Comfort Cooled Fresh Air	Central Supply and Extract	4	3	Positive	F7	43	n/a	300	n/a	None	A	80	Switch	Desk 0.75 to 0.85m

Room No.	Department		Room Name	Qty	Room Function	Temp (max)	Temp (min)	Heating Type	Heating Control	Cooling (present)	Cooling (type)	Ventilation (type)	Supply (ac/hr)	Extract (ac/hr)	Relative pressure	Min filtration	Surface temp	Water temp	Normal lux	Night lux	Local lux	Standby grade	Colour render	Control	Plane
4-H1-031			Senior Academic Staff	1	Cellular / Ward Offices	28	18	Radiant Panels	Remote Sensor Adj.	Yes	Comfort Cooled Fresh Air	Central Supply and Extract	4	3	Positive	F7	43	n/a	300	n/a	None	A	80	Switch	Desk 0.75 to 0.85m
4-H1-032			Senior Academic Staff	1	Cellular / Ward Offices	28	18	Radiant Panels	Remote Sensor Adj.	Yes	Comfort Cooled Fresh Air	Central Supply and Extract	4	3	Positive	F7	43	n/a	300	n/a	None	A	80	Switch	Desk 0.75 to 0.85m
4-H1-033			WC - Accessible	1	Toilet	28	18	Adjacent Space Transfer Air	None	No	None	Central Dirty Extract	0	10	Negative	None	n/a	41	200	n/a	None	A	80	Automatic Controls	Floor 0m
4-H1-035			Stationery / Photocopying	1	Cellular / Ward Offices	28	18	Adjacent Space Transfer Air	None	Yes	Comfort Cooled Fresh Air	Central Supply and Extract	4	3	Positive	F7	n/a	n/a	300	n/a	None	A	80	Automatic Controls	Desk 0.75 to 0.85m
4-H1-036			Gas Store	1	Storage Area Med Gas	28	16	Adjacent Space Transfer Air	None	No	None	Central General Extract	0	3	Negative	None	n/a	n/a	200	n/a	None	A	80	Automatic Controls	Floor 0m
4-H1-001			Corridor	1	Corridor	28	18	Radiant Panels	Remote Sensor Adj.	No	None	None	0	0	n/a	None	43	n/a	200	n/a	None	A	80	Automatic Controls	Floor 0m
4-H1-023			Corridor	1	Corridor	28	18	Radiant Panels	Remote Sensor Adj.	No	None	None	0	0	n/a	None	43	n/a	200	n/a	None	A	80	Automatic Controls	Floor 0m
4-H1-034			Switch Cupboard	1	Switch Cupboard	Not Controlled	Not Controlled	None	None	No	None	None	0	0	n/a	None	n/a	n/a	100	n/a	None	A	80	Automatic Controls	Floor 0m
1-H2-001	H2	Clinical Research Facility	Disposal Hold	1	Disposal Hold	28	16	Adjacent Space Transfer Air	None	No	None	Central Dirty Extract	0	6	Negative	None	n/a	n/a	200	n/a	None	A	80	Automatic Controls	Floor 0m
1-H2-002			Waiting Play Area	1	Waiting Room	28	18	Radiant Panels	Remote Sensor Adj.	Yes	Comfort Cooled Fresh Air	Central Supply and Extract	5	5	Balanced	F7	43	n/a	300	n/a	None	A	80	Switch	Floor 0m
1-H2-004			Reception	1	Reception	28	18	Radiant Panels	Remote Sensor Adj.	Yes	Comfort Cooled Fresh Air	Central Supply Air	3	0	Positive	F7	43	n/a	300	n/a	None	A	80	Switch	Desk 0.75 to 0.85m
1-H2-005			WC Accessible Patients	1	Toilet	28	18	Adjacent Space Transfer Air	None	No	None	Central Dirty Extract	0	10	Negative	None	n/a	41	200	n/a	None	A	80	Automatic Controls	Floor 0m
1-H2-006			DSR	1	DSR	28	18	Adjacent Space Transfer Air	None	No	None	Central Dirty Extract	0	6	Negative	None	n/a	60	100	n/a	None	A	80	Automatic Controls	Floor 0m
1-H2-007			Office - 4 person	1	Cellular / Ward Offices	28	18	Radiant Panels	Remote Sensor Adj.	Yes	Comfort Cooled Fresh Air	Central Supply and Extract	4	3	Positive	F7	43	n/a	300	n/a	None	A	80	Switch	Desk 0.75 to 0.85m
1-H2-008			Linen Bay	1	Linen Bay	28	16	Adjacent Space Transfer	None	No	None	None	0	0	n/a	None	n/a	n/a	100 (KNX)	n/a	None	A	80	Automatic Controls	Floor 0m
1-H2-009			Consulting Room 2	1	Consulting Room	25	18	Radiant Panels	Remote Sensor Adj.	Yes	Ceiling Cassette - Chilled Water	Central Supply and Extract	3	3	Balanced	F7	43	41	300	n/a	1000	A	80	Switch	Bed / Trolley 1.45m
1-H2-010			Consulting Room 1	1	Consulting Room	25	18	Radiant Panels	Remote Sensor Adj.	Yes	Ceiling Cassette - Chilled Water	Central Supply and Extract	3	3	Balanced	F7	43	41	300	n/a	1000	A	80	Switch	Bed / Trolley 1.45m
1-H2-011			WC Staff	1	Toilet	28	18	Adjacent Space Transfer Air	None	No	None	Central Dirty Extract	0	10	Negative	None	n/a	41	200	n/a	None	A	80	Automatic Controls	Floor 0m
1-H2-012			Pantry	1	Pantry	28	18	Radiant Panels	Remote Sensor Adj.	Yes	Comfort Cooled Fresh Air	Central Supply and Extract	6	8	Negative	F7	43	41	300	n/a	None	A	80	Switch	Floor 0m
1-H2-013			Store - Equipment	1	Storage Area Equipment	25	16	Radiant Panels	Remote Sensor Adj.	Yes	Ceiling Cassette - Chilled Water	Central General Extract	0	3	Negative	None	43	n/a	200	n/a	None	A	80	Automatic Controls	Floor 0m
1-H2-014			Bay 1	1	Consulting Room	25	18	Radiant Panels	Remote Sensor Adj.	Yes	Ceiling Cassette - Chilled Water	Central Supply and Extract	3	3	Balanced	F7	43	41	300	n/a	1000	A	80	Switch	Bed / Trolley 1.45m
1-H2-015			Bay 1 - Ensuite	1	Bathroom	28	20	Radiant Panels	Remote Sensor Adj.	No	None	Central Dirty Extract	0	10	Negative	None	43	41	200	n/a	None	A	80	Automatic Controls	Floor 0m
1-H2-016			Sample Processing	1	Diagnostic room	25	18	Radiant Panels	Remote Sensor Adj.	Yes	Ceiling Cassette - Chilled Water	Central Supply and Extract	8	8	Balanced	F7	43	41	300	n/a	1000	A	80	Switch / Dimmer	General working plane 1m
1-H2-017			Dirty Utility	1	Dirty utility	28	18	Adjacent Space Transfer Air	None	No	None	Central Dirty Extract	0	6	Negative	None	n/a	41	200	n/a	None	A	80	Automatic Controls	Floor 0m
1-H2-018			Room 4 - Ensuite	1	Bathroom	28	20	Adjacent Space Transfer Air	None	No	None	Central Dirty Extract	0	39	Negative	None	n/a	41	200	n/a	None	A	80	Automatic Controls	Floor 0m
1-H2-020			Clean Utility	1	Clean Utility	25	18	Radiant Panels	Remote Sensor Adj.	Yes	Ceiling Cassette - Chilled Water	Central Supply Air	6	0	Positive	F7	43	41	150	n/a	None	A	80	Automatic Controls	General working plane 1m
1-H2-021			Single Room 4	1	Isolation Bedroom	28	21	Adjacent Space Transfer Air	BMS Adjustable Sensor	Yes	Comfort Cooled Fresh Air	Supply Via Lobby	10	10 via the ensuite	Balanced	H14	n/a	41	100	5	300	A	80	Switch / Dimmer	Bed / Trolley 1.45m
1-H2-022			Room 5 - Ensuite	1	Bathroom	28	20	Radiant Panels	Remote Sensor Adj.	No	None	Central Dirty Extract	0	Minimum 10	Negative	None	43	41	200	n/a	None	A	80	Automatic Controls	Floor 0m
1-H2-023			Room 4 - Lobby	1	Isolation Lobby	28	21	Warm Air - Reheat Battery	Local / BMS Adjustable Sensor	Yes	Comfort Cooled Fresh Air	Central Supply	36	0	Positive	H14	n/a	41	200	n/a	None	A	80	Automatic Controls	Floor 0m
1-H2-024			Single Room 5	1	Bedroom	28	18	Radiant Panels	Remote Sensor Adj.	Yes	Comfort Cooled Fresh Air	Natural & Central Supply Air	4	via ensuite	Balanced	H14			0	5	300	A	80	Switch / Dimmer	Bed / Trolley 1.45m
1-H2-028			Touch Down Base	1	staff base	28	18	Radiant Panels	Remote Sensor Adj.	Yes	Comfort Cooled Fresh Air	Central Supply Air	2 people at 10l/s/per person (12ach)	0	Positive	F7			300	n/a	1000	A	80	Switch / Dimmer	General working plane 1m
1-H2-019			Corridor	1	Corridor	28	18	Radiant Panels	Remote Sensor Adj.	No	None	None	0	0	n/a	None	n/a	41	200	n/a	None	A	80	Automatic Controls	Floor 0m
1-H2-026			Corridor	1	Corridor	28	18	Radiant Panels	Remote Sensor Adj.	No	None	None	0	0	n/a	None	43	n/a	200	n/a	None	A	80	Automatic Controls	Floor 0m
1-H2-029			Corridor	1	Corridor	28	18	Adjacent Space Transfer Air	None	No	None	None	0	0	n/a	None	n/a	n/a	200	n/a	None	A	80	Automatic Controls	Floor 0m
1-H2-027			Switch Cupboard	1	Switch Cupboard	Not Controlled	Not Controlled	None	None	No	None	Central General Extract	0	3	Negative	None	n/a	n/a	100	n/a	None	A	80	Automatic Controls	Floor 0m
3-H3-001	H3	Clinical Education Suite	Scenario Room 1	1	Classroom	28	18	Radiant Panels	Remote Sensor Adj.	Yes	Ceiling Cassette - Chilled Water	Central Supply and Extract	10 people at 10 l/s per person (7ach)	10 people at 10 l/s per person (7ach)	Balanced	F7	43	41	300	n/a	None	A	80	Switch	Desk 0.75 to 0.85m
3-H3-002			Control Room	1	Control Room	25	18	Radiant Panels	Remote Sensor Adj.	Yes	Comfort Cooled	Central Supply and Extract	3 people at 10 l/s per person (5ach)	3 people at 10 l/s per person (5ach)	Balanced	F7	43	n/a	300	n/a	1000	A	80	Switch / Dimmer	General working plane 1m
3-H3-003			Storage	1	Storage Area Equipment	28	16	Radiant Panels	Remote Sensor Adj.	No	None	Central General Extract	0	3	Negative	None	43	n/a	200	n/a	None	A	80	Automatic Controls	Floor 0m
3-H3-004			Teaching Room 1	1	Classroom	28	18	Radiant Panels	Remote Sensor Adj.	Yes	Ceiling Cassette - Chilled Water	Central Supply and Extract	10 people at 10 l/s per person (7ach)	10 people at 10 l/s per person (7ach)	Balanced	F7	43	41	300	n/a	None	A	80	Switch	Desk 0.75 to 0.85m
3-H3-005			Scenario Room 2	1	Meeting Room	25	18	Radiant Panels	Remote Sensor Adj.	Yes	Ceiling Cassette - Chilled Water	Central Supply and Extract	10 people at 10 l/s per person (7ach)	10 people at 10 l/s per person (7ach)	Balanced	F7	43	n/a	300	n/a	None	A	80	Switch	Desk 0.75 to 0.85m
3-H3-006			WC / WHB disabled	1	Toilet	28	18	Radiant Panels	Remote Sensor Adj.	No	None	Central Dirty Extract	0	10	Negative	None	43	41	200	n/a	None	A	80	Automatic Controls	Floor 0m
3-H3-007			WC Ambulant	1	Toilet	28	18	Adjacent Space Transfer Air	None	No	None	Central Dirty Extract	0	10	Negative	None	n/a	41	200	n/a	None	A	80	Automatic Controls	Floor 0m
3-H3-008			WC Ambulant	1	Toilet	28	18	Adjacent Space Transfer Air	None	No	None	Central Dirty Extract	0	10	Negative	None	n/a	41	200	n/a	None	A	80	Automatic Controls	Floor 0m
3-H3-010			Teaching Room 2	1	Classroom	28	18	Radiant Panels	Remote Sensor Adj.	Yes	Ceiling Cassette - Chilled Water	Central Supply and Extract	10 people at 10 l/s per person (7ach)	10 people at 10 l/s per person (7ach)	Balanced	F7	43	41	300	n/a	None	A	80	Switch	Desk 0.75 to 0.85m
3-H3-011			Beverage Bay	1	Tea Making	28	18	Adjacent Space Transfer Air	None	No	None	None	0	0	n/a	None	n/a	41	100 (KNX)	n/a	None	A	80	switch	Floor 0m
3-H3-012			DSR	1	DSR	28	18	Adjacent Space Transfer Air	None	No	None	Central Dirty Extract	0	6	Negative	None	n/a	60	100	n/a	None	A	80	Automatic Controls	Floor 0m
3-H3-013			Manual Handling, Health & Safety	1	Classroom	28	18	Radiant Panels	Remote Sensor Adj.	Yes	Ceiling Cassette - Chilled Water	Central Supply and Extract	6	4	Positive	F7	43	n/a	300	n/a	None	A	80	Switch	Desk 0.75 to 0.85m

Kolodziejczyk, Kamil K:
Please review and confirm minimum filtration

RHSC / DCN Environmental Matrix

Room No.	Department		Room Name	Qty	Room Function	Temp (max)	Temp (min)	Heating Type	Heating Control	Cooling (present)	Cooling (type)	Ventilation (type)	Supply (ac/hr)	Extract (ac/hr)	Relative pressure	Min filtration	Surface temp	Water temp	Normal lux	Night lux	Local lux	Standby grade	Colour render	Control	Plane
3-H3-014			Practice Based Educators Office	1	Cellular / Ward Offices	28	18	Radiant Panels	Remote Sensor Adj.	Yes	Comfort Cooled Fresh Air	Central Supply and Extract	6	4	Positive	F7	43	n/a	300	n/a	None	A	80	Switch	Desk 0.75 to 0.85m
3-H3-015			Meeting Room	1	Meeting Room	25	18	Radiant Panels	Remote Sensor Adj.	Yes	Ceiling Cassette - Chilled Water	Central Supply and Extract	14 people at 10 l/s per person (7ach)	14 people at 10 l/s per person (7ach)	Balanced	F7	43	n/a	300	n/a	None	A	80	Switch	Desk 0.75 to 0.85m
3-H3-016			Seminar Room	1	Meeting Room	25	18	Radiant Panels	Remote Sensor Adj.	Yes	Ceiling Cassette - Chilled Water	Central Supply and Extract	23 people at 10 l/s per person (8ach)	23 people at 10 l/s per person (8ach)	Balanced	F7	43	n/a	300	n/a	None	A	80	Switch	Desk 0.75 to 0.85m
3-H3-018			Management/ Admin Office	1	Cellular / Ward Offices	28	18	Radiant Panels	Remote Sensor Adj.	Yes	Ceiling Cassette - Chilled Water	Central Supply and Extract	4	3	Positive	F7	43	n/a	300	n/a	None	A	80	Switch	Desk 0.75 to 0.85m
3-H3-019			Computer Carrels	1	Cellular / Ward Offices	28	18	Radiant Panels	Remote Sensor Adj.	Yes	Ceiling Cassette - Chilled Water	Central Supply and Extract	6 people at 10 l/s per person (7ach)	6 people at 10 l/s per person (7ach)	Balanced	F7	43	n/a	300	n/a	None	A	80	Switch	Desk 0.75 to 0.85m
3-H3-020			Lockers	1	Circulation Equipment Storage Bays	28	16	Radiant Panels	Remote Sensor Adj.	No	None	Central Supply and Extract	5	4	Positive	F7	43	n/a	200	n/a	None	A	80	Automatic Controls	Floor 0m
3-H3-009			Corridor	1	Corridor	28	18	Radiant Panels	Remote Sensor Adj.	No	None	None	0	0	n/a	None	43	n/a	200	n/a	None	A	80	Automatic Controls	Floor 0m
3-H3-021			Corridor	1	Corridor	28	18	Radiant Panels	Remote Sensor Adj.	No	None	None	0	0	n/a	None	43	n/a	200	n/a	None	A	80	Automatic Controls	Floor 0m
G-I1-001	I1	Main Entrance - Public Spaces	Draught Lobby	1	Circulation Areas - Entrance Lobby	28	Not Controlled	Warm Air Door Curtain	BMS Adjustable Sensor	No	None	None	0	0	n/a	None	43	n/a	200	n/a	None	A	80	Automatic Controls	Floor 0m
G-I1-002			Wheelchair Bay	1	Circulation Areas	28	16	Adjacent Space Transfer Air	None	No	None	None	0	0	n/a	None	n/a	n/a	200	n/a	None	A	80	Automatic Controls	Floor 0m
G-I1-003			Security Office	1	Cellular / Ward Offices	28	18	Radiant Panels	Remote Sensor Adj.	Yes	Comfort Cooled Fresh Air	Central Supply and Extract	4	3	Positive	F7	43	n/a	300	n/a	None	A	80	Switch	Desk 0.75 to 0.85m
G-I1-004			Vending Machine	1	Vending Machine	28	16	Adjacent Space Transfer Air	None	No	None	Central General Extract	0	3	Negative	None	n/a	n/a	n/a	n/a	None	n/a	n/a	n/a	Floor 0m
G-I1-005			Reception / Information Desk	1	Reception	28	18	Radiant Panels	Remote Sensor Adj.	Yes	Comfort Cooled Fresh Air	Central Supply and Extract	3	2	Positive	F7	43	n/a	300	n/a	None	A	80	Switch	Desk 0.75 to 0.85m
G-I1-006			Retail Shop	1	Retail Shop	28	18	Radiant Panels	Remote Sensor Adj.	Yes	Comfort Cooled Fresh Air	Central Supply and Extract	3	3	Balanced	F7	43	n/a	300	n/a	None	A	80	Switch	Floor 0m
G-I1-007			Catering Shop	1	Catering Shop	28	18	Radiant Panels	Remote Sensor Adj.	Yes	Comfort Cooled Fresh Air	Central Supply and Extract	3	3	Balanced	F7	43	n/a	300	n/a	None	A	80	Switch	Floor 0m
G-I1-008			Waiting Area	1	Waiting Room	28	18	Radiant Panels	Remote Sensor Adj.	Yes	Ceiling Cassette - Chilled Water	Central Supply and Extract	9 people at 10 l/s per person (7ach)	9 people at 10 l/s per person (7ach)	Balanced	F7	43	n/a	300	n/a	None	A	80	Switch	Floor 0m
G-I1-009			Public Telephone Booth	1	Circulation Phone Booth	28	18	Adjacent Space Transfer	None	No	None	n/a	0	0	n/a	None	n/a	n/a	200	n/a	None	A	80	Automatic Controls	Floor 0m
G-I1-010			WC - Visitors	1	Toilet	28	18	Adjacent Space Transfer Air	None	No	None	Central Dirty Extract	0	10	Negative	None	n/a	41	200	n/a	None	A	80	Automatic Controls	Floor 0m
G-I1-011			WC - Wheelchair accessible	1	Toilet	28	18	Adjacent Space Transfer Air	None	No	None	Central Dirty Extract	0	10	Negative	None	n/a	41	200	n/a	None	A	80	Automatic Controls	Floor 0m
G-I1-012			Assisted Change/Nappy Change	1	Nappy Change	28	18	Radiant Panels	Remote Sensor Adj.	No	None	Central Dirty Extract	0	10	Negative	None	43	41	100	n/a	None	A	80	Automatic Controls	Floor 0m
G-I1-013			DSR	1	DSR	28	18	Adjacent Space Transfer Air	None	No	None	Central Dirty Extract	0	6	Negative	None	n/a	60	100	n/a	None	A	80	Automatic Controls	Floor 0m
G-I1-014			Fire Control room	1	Cellular / Ward Offices	28	18	Radiant Panels	Remote Sensor Adj.	Yes	Comfort Cooled Fresh Air	Central Supply and Extract	4	3	Positive	F7	43	n/a	300	n/a	None	A	80	Switch	Desk 0.75 to 0.85m
B-I2-002	I2	Bed & Toy Stores	DSR	1	DSR	28	18	Adjacent Space Transfer Air	None	No	None	Central Dirty Extract	0	6	Negative	None	n/a	60	100	n/a	None	A	80	Automatic Controls	Floor 0m
B-I2-004			Store - Beds	1	Storage Area Equipment	28	16	Radiant Panels	Remote Sensor Adj.	No	None	Central General Extract	0	3	Negative	None	43	n/a	200	n/a	None	A	80	Automatic Controls	Floor 0m
B-I2-005			Store - Toys	1	Storage Area Equipment	28	16	Radiant Panels	Remote Sensor Adj.	No	None	Central General Extract	0	3	Negative	None	43	n/a	200	n/a	None	A	80	Automatic Controls	Floor 0m
B-I2-006			Vending & Café Store	1	Storage Area	28	16	Adjacent Space Transfer Air	None	No	None	Central General Extract	0	2	Negative	None	n/a	n/a	200	n/a	None	A	80	Automatic Controls	Floor 0m
B-I2-007			Store	1	Storage Area	28	16	Adjacent Space Transfer Air	None	No	None	Central General Extract	0	2	Negative	None	n/a	n/a	200	n/a	None	A	80	Automatic Controls	Floor 0m
B-I2-008			Store	1	Storage Area	28	16	Adjacent Space Transfer Air	None	No	None	Central General Extract	0	2	Negative	None	n/a	n/a	200	n/a	None	A	80	Automatic Controls	Floor 0m
1-J1-001	J1	Bereavement Suite	Lobby	1	Circulation Areas - Entrance Lobby	28	18	Adjacent Space Transfer	None	No	None	None	0	0	n/a	None	43	n/a	200	n/a	None	A	80	Automatic Controls	Floor 0m
1-J1-002			WC - Wheelchair accessible	1	Toilet	28	18	Adjacent Space Transfer Air	None	No	None	Central Dirty Extract	0	10	Negative	None	n/a	41	200	n/a	None	A	80	Automatic Controls	Floor 0m
1-J1-003			Viewing Room	1	Body View	25	18	Radiant Panels	Remote Sensor Adj.	Yes	Ceiling Cassette - Chilled Water	Central Supply and Extract	4	6	Negative	F7	43	41	100 (KNX)	n/a	None	A	80	Switch / Dimmer	Floor 0m
1-J1-004			Sitting Room with Beverage Bay	1	Common room/staff room/lounge	28	18	Radiant Panels	Remote Sensor Adj.	Yes	Comfort Cooled Fresh Air	Central Supply and Extract	6	8	Negative	F7	43	41	300	n/a	None	A	80	Switch	Floor 0m
G-J2-002	J2	Spiritual & Pastoral Care	Interview Room	1	Meeting Room	25	18	Radiant Panels	Remote Sensor Adj.	Yes	Ceiling Cassette - Chilled Water	Central Supply and Extract	6 people at 10 l/s per person (10ach)	6 people at 10 l/s per person (10ach)	Balanced	F7	43	n/a	300	n/a	None	A	80	Switch	Desk 0.75 to 0.85m
G-J2-003			Sanctuary	1	Common room/staff room/lounge	28	18	Radiant Panels	Remote Sensor Adj.	Yes	Ceiling Cassette - Chilled Water	Central Supply and Extract	6	8	Negative	F7	43	n/a	300	n/a	None	A	80	Switch	Floor 0m
G-J2-004			WC wheelchair accessible / Ritual Washing Area	1	Toilet	28	18	Adjacent Space Transfer Air	None	No	None	Central Dirty Extract	0	10	Negative	None	n/a	41	200	n/a	None	A	80	Automatic Controls	Floor 0m
G-J2-005			Store	1	Storage Area Equipment	28	16	Adjacent Space Transfer Air	None	No	None	Central General Extract	0	3	Negative	None	n/a	n/a	200	n/a	None	A	80	Automatic Controls	Floor 0m
G-J2-006			Office	1	Cellular / Ward Offices	28	18	Radiant Panels	Remote Sensor Adj.	Yes	Ceiling Cassette - Chilled Water	Central Supply and Extract	4	3	Positive	F7	43	n/a	300	n/a	None	A	80	Switch	Desk 0.75 to 0.85m
G-J2-001			Corridor	1	Corridor	28	18	None	None	No	None	None	0	0	n/a	None	n/a	n/a	200	n/a	None	A	80	Automatic Controls	Floor 0m
G-J2-007			Switch Cupboard	1	Switch Cupboard	Not Controlled	Not Controlled	None	None	No	None	None	0	0	n/a	None	n/a	n/a	100	n/a	None	A	80	Automatic Controls	Floor 0m
G-K1-001			Meeting Rooms (family size)	1	Meeting Room	25	18	Radiant Panels	Remote Sensor Adj.	Yes	Ceiling Cassette - Chilled Water	Central Supply and Extract	10 people at 10 l/s per person (9ach)	10 people at 10 l/s per person (9ach)	Balanced	F7	43	n/a	300	n/a	None	A	80	Switch	Desk 0.75 to 0.85m
G-K1-002			Meeting Rooms (family size)	1	Meeting Room	25	18	Radiant Panels	Remote Sensor Adj.	Yes	Ceiling Cassette - Chilled Water	Central Supply and Extract	10 people at 10 l/s per person (9ach)	10 people at 10 l/s per person (9ach)	Balanced	F7	43	n/a	300	n/a	None	A	80	Switch	Desk 0.75 to 0.85m
G-K1-003			Office 1	1	Cellular / Ward Offices	28	18	Radiant Panels	Remote Sensor Adj.	Yes	Comfort Cooled Fresh Air	Central Supply and Extract	4	3	Positive	F7	43	n/a	300	n/a	None	A	80	Switch	Desk 0.75 to 0.85m
G-K1-004			Office 2	1	Cellular / Ward Offices	28	18	Radiant Panels	Remote Sensor Adj.	Yes	Comfort Cooled Fresh Air	Central Supply and Extract	4	3	Positive	F7	43	n/a	300	n/a	None	A	80	Switch	Desk 0.75 to 0.85m
G-K1-005			Office 3	1	Cellular / Ward Offices	28	18	Radiant Panels	Remote Sensor Adj.	Yes	Comfort Cooled Fresh Air	Central Supply and Extract	4	3	Positive	F7	43	n/a	300	n/a	None	A	80	Switch	Desk 0.75 to 0.85m
G-K1-006			Waiting	1	Waiting Room	28	18	Radiant Panels	Remote Sensor Adj.	Yes	Comfort Cooled Fresh Air	Central Supply and Extract	5 people at 10 l/s per person (8ach)	5 people at 10 l/s per person (8ach)	Balanced	F7	43	n/a	300	n/a	None	A	80	Switch	Floor 0m
G-K1-007			Nappy Changing Room	1	Nappy Change	28	18	Radiant Panels	Remote Sensor Adj.	No	None	Central Dirty Extract	0	10	Negative	None	43	41	100	n/a	None	A	80	Automatic Controls	Floor 0m
G-K1-008			WC - Wheelchair accessible	1	Toilet	28	18	Adjacent Space Transfer Air	None	No	None	Central Dirty Extract	0	10	Negative	None	n/a	41	200	n/a	None	A	80	Automatic Controls	Floor 0m

Room No.	Department		Room Name	Qty	Room Function	Temp (max)	Temp (min)	Heating Type	Heating Control	Cooling (present)	Cooling (type)	Ventilation (type)	Supply (ac/hr)	Extract (ac/hr)	Relative pressure	Min filtration	Surface temp	Water temp	Normal lux	Night lux	Local lux	Standby grade	Colour render	Control	Plane
G-K1-010	K1	Family Support	Interview Room	1	Meeting Room	25	18	Radiant Panels	Remote Sensor Adj.	Yes	Wall Mounted Unit	Central Supply and Extract	4 people at 10 l/s per person (6ach)	4 people at 10 l/s per person (6ach)	Balanced	F7	43	n/a	300	n/a	None	A	80	Automatic Controls	Desk 0.75 to 0.85m
G-K1-011			Office 4	1	Cellular / Ward Offices	28	18	Radiant Panels	Remote Sensor Adj.	Yes	Comfort Cooled Fresh Air	Central Supply and Extract	4	3	Positive	F7	43	n/a	300	n/a	None	A	80	Switch	Desk 0.75 to 0.85m
G-K1-012			Office 5	1	Cellular / Ward Offices	28	18	Radiant Panels	Remote Sensor Adj.	Yes	Comfort Cooled Fresh Air	Central Supply and Extract	4	3	Positive	F7	43	n/a	300	n/a	None	A	80	Switch	Desk 0.75 to 0.85m
G-K1-013			Store	1	Storage Area Equipment	28	16	Radiant Panels	Remote Sensor Adj.	No	None	Central General Extract	0	3	Negative	None	43	n/a	200	n/a	None	A	80	Automatic Controls	Floor 0m
G-K1-015			Interview Room	1	Meeting Room	25	18	Radiant Panels	Remote Sensor Adj.	Yes	Wall Mounted Unit	Central Supply and Extract	4 people at 10 l/s per person (6ach)	4 people at 10 l/s per person (6ach)	Balanced	F7	43	n/a	300	n/a	None	A	80	Automatic Controls	Desk 0.75 to 0.85m
G-K1-016			Drop-In Lounge / Beverage Bay	1	Common room/staff room/lounge	28	18	Radiant Panels	Remote Sensor Adj.	Yes	Comfort Cooled Fresh Air	Central Supply and Extract	6	8	Negative	F7	43	41	300	n/a	None	A	80	Switch	Floor 0m
G-K1-017			Drop-In Multi-Purpose Room	1	Meeting Room	25	18	Radiant Panels	Remote Sensor Adj.	Yes	Ceiling Cassette - Chilled Water	Central Supply and Extract	6	8	Negative	F7	43	41	300	n/a	None	A	80	Automatic Controls	Desk 0.75 to 0.85m
G-K1-018			WC - Staff	1	Toilet	28	18	Adjacent Space Transfer Air	None	No	None	Central Dirty Extract	0	10	Negative	None	n/a	41	200	n/a	None	A	80	Automatic Controls	Floor 0m
G-K1-019			Beverage Bay	1	Tea Making	28	18	Radiant Panels	Remote Sensor Adj.	No	None	Central General Extract	0	5	Negative	None	43	41	100 (KNX)	n/a	None	A	80	switch	Floor 0m
G-K1-021			Complementary Therapy Room	1	Consulting Room	25	18	Radiant Panels	Remote Sensor Adj.	Yes	Comfort Cooled Fresh Air	Central Supply and Extract	3	3	Balanced	F7	43	41	300	n/a	1000	A	80	Switch	Bed / Trolley 1.45m
G-K1-022			Radio Lollipop Broadcasting Studio, Lobby	1	Circulation Areas	28	18	Radiant Panels	Remote Sensor Adj.	Yes	Wall Mounted Unit	Central Supply and Extract	5	5	Balanced	F7	43	n/a	200	n/a	None	A	80	Automatic Controls	Floor 0m
G-K1-023			Wheelchair Bay	1	Circulation Equipment Storage Bays	28	16	Adjacent Space Transfer Air	None	No	None	Central General Extract	0	3	Negative	None	n/a	n/a	200	n/a	None	A	80	Automatic Controls	Floor 0m
G-K1-024			Office 6	1	Cellular / Ward Offices	28	18	Radiant Panels	Remote Sensor Adj.	Yes	Comfort Cooled Fresh Air	Central Supply and Extract	4	3	Positive	F7	43	n/a	300	n/a	None	A	80	Automatic Controls	Desk 0.75 to 0.85m
G-K1-025			WC - Wheelchair accessible	1	Toilet	28	18	Adjacent Space Transfer Air	None	No	None	Central Dirty Extract	0	10	Negative	None	n/a	41	200	n/a	None	A	80	Automatic Controls	Floor 0m
G-K1-026			DSR	1	DSR	28	18	Adjacent Space Transfer Air	None	No	None	Central Dirty Extract	0	6	Negative	None	n/a	60	100	n/a	None	A	80	Automatic Controls	Floor 0m
G-K1-029			Disposal Hold	1	Disposal Hold	28	16	Adjacent Space Transfer Air	None	No	None	Central Dirty Extract	0	6	Negative	None	n/a	n/a	200	n/a	None	A	80	Automatic Controls	Floor 0m
G-K1-009			Corridor	1	Corridor	28	18	Adjacent Space Transfer	None	No	None	None	0	0	n/a	None	n/a	n/a	200	n/a	None	A	80	Automatic Controls	Floor 0m
G-K1-030			Corridor	1	Corridor	28	18	Radiant Panels	Remote Sensor Adj.	No	None	None	0	0	n/a	None	43	n/a	200	n/a	None	A	80	Automatic Controls	Floor 0m
G-K1-027			Switch Cupboard	1	Switch Cupboard	Not Controlled	Not Controlled	None	None	No	None	None	0	0	n/a	None	n/a	n/a	100	n/a	None	A	80	Automatic Controls	Floor 0m
3-K2-002			Reception/Waiting	1	Waiting Room	28	18	Radiant Panels	Remote Sensor Adj.	Yes	Comfort Cooled Fresh Air	Central Supply and Extract	3	3	Balanced	F7	43	n/a	300	n/a	None	A	80	Switch	Floor 0m
3-K2-004			WC - Female	1	Toilet	28	18	Adjacent Space Transfer Air	None	No	None	Central Dirty Extract	0	10	Negative	None	n/a	41	200	n/a	None	A	80	Automatic Controls	Floor 0m
3-K2-005			WC - Male	1	Toilet	28	18	Adjacent Space Transfer Air	None	No	None	Central Dirty Extract	0	10	Negative	None	n/a	41	200	n/a	None	A	80	Automatic Controls	Floor 0m
3-K2-006			Lounge - non residents	1	Common room/staff room/lounge	28	18	Radiant Panels	Remote Sensor Adj.	Yes	Comfort Cooled Fresh Air	Central Supply and Extract	25 people at 10 l/s per person (8ach)	25 people at 10 l/s per person (8ach)	Balanced	F7	43	41	300	n/a	None	A	80	Switch	Floor 0m
3-K2-007			WC - Wheelchair accessible	1	Toilet	28	18	Radiant Panels	Remote Sensor Adj.	No	None	Central Dirty Extract	0	10	Negative	None	43	41	200	n/a	None	A	80	Automatic Controls	Floor 0m
3-K2-008			Family Room for 4 persons inc en-suite	1	Bedroom	28	18	Radiant Panels	Remote Sensor Adj.	Yes	Comfort Cooled Fresh Air	Natural & Central Supply Air	4	via ensuite	Positive	F7	43	n/a	100	n/a	None	A	80	Switch / Dimmer	Bed / Trolley 1.45m
3-K2-009			En-suite Shower / WC / WHB	1	Toilet	28	18	Radiant Panels	Remote Sensor Adj.	No	None	Central Dirty Extract	0	10	Negative	None	43	41	200	n/a	None	A	80	Automatic Controls	Floor 0m
3-K2-010			Family Room for 4 persons inc en-suite	1	Bedroom	28	18	Radiant Panels	Remote Sensor Adj.	Yes	Comfort Cooled Fresh Air	Natural & Central Supply Air	4	via ensuite	Balanced	F7	43	n/a	100	n/a	None	A	80	Switch / Dimmer	Bed / Trolley 1.45m
3-K2-011			En-suite Shower / WC / WHB	1	Toilet	28	18	Adjacent Space Transfer Air	None	No	None	Central Dirty Extract	0	10	Negative	None	n/a	41	200	n/a	None	A	80	Automatic Controls	Floor 0m
3-K2-012			Family Room for 4 persons inc en-suite	1	Bedroom	28	18	Radiant Panels	Remote Sensor Adj.	Yes	Comfort Cooled Fresh Air	Natural & Central Supply Air	4	via ensuite	Positive	F7	43	n/a	100	n/a	None	A	80	Switch / Dimmer	Bed / Trolley 1.45m
3-K2-013			En-suite Shower / WC / WHB	1	Toilet	28	18	Radiant Panels	Remote Sensor Adj.	No	None	Central Dirty Extract	0	10	Negative	None	43	41	200	n/a	None	A	80	Automatic Controls	Floor 0m
3-K2-014			Family Room for 4 persons inc en-suite	1	Bedroom	28	18	Radiant Panels	Remote Sensor Adj.	Yes	Comfort Cooled Fresh Air	Natural & Central Supply Air	4	via ensuite	Positive	F7	43	n/a	100	n/a	None	A	80	Switch / Dimmer	Bed / Trolley 1.45m
3-K2-015			En-suite Shower / WC / WHB	1	Toilet	28	18	Radiant Panels	Remote Sensor Adj.	No	None	Central Dirty Extract	0	10	Negative	None	43	41	200	n/a	None	A	80	Automatic Controls	Floor 0m
3-K2-016			Family Room for 4 persons inc en-suite	1	Bedroom	28	18	Radiant Panels	Remote Sensor Adj.	Yes	Ceiling Cassette - Chilled Water	Natural & Central Supply Air	4	via ensuite	Positive	F7	43	n/a	100	n/a	None	A	80	Switch / Dimmer	Bed / Trolley 1.45m
3-K2-017			En-suite Shower / WC / WHB	1	Toilet	28	18	Radiant Panels	Remote Sensor Adj.	No	None	Central Dirty Extract	0	10	Negative	None	43	41	200	n/a	None	A	80	Automatic Controls	Floor 0m
3-K2-019			Family Room accessible for 4 persons inc en-suite	1	Bedroom	28	18	Radiant Panels	Remote Sensor Adj.	Yes	Ceiling Cassette - Chilled Water	Natural & Central Supply Air	4	via ensuite	Positive	F7	43	n/a	100	n/a	None	A	80	Switch / Dimmer	Bed / Trolley 1.45m
3-K2-020			En-suite Shower / WC / WHB	1	Toilet	28	18	Radiant Panels	Remote Sensor Adj.	No	None	Central Dirty Extract	0	10	Negative	None	43	41	200	n/a	None	A	80	Automatic Controls	Floor 0m
3-K2-021			Family Room for 4 persons inc en-suite	1	Bedroom	28	18	Radiant Panels	Remote Sensor Adj.	Yes	Comfort Cooled Fresh Air	Natural & Central Supply Air	4	via ensuite	Positive	F7	43	n/a	100	n/a	None	A	80	Switch / Dimmer	Bed / Trolley 1.45m
3-K2-022			En-suite Shower / WC / WHB	1	Toilet	28	18	Adjacent Space Transfer Air	None	No	None	Central Dirty Extract	0	10	Negative	None	n/a	41	200	n/a	None	A	80	Automatic Controls	Floor 0m
3-K2-023			Family Room for 4 persons inc en-suite	1	Bedroom	28	18	Radiant Panels	Remote Sensor Adj.	Yes	Comfort Cooled Fresh Air	Natural & Central Supply Air	4	via ensuite	Positive	F7	43	n/a	100	n/a	None	A	80	Switch / Dimmer	Bed / Trolley 1.45m
3-K2-024			En-suite Shower / WC / WHB	1	Toilet	28	18	Radiant Panels	Remote Sensor Adj.	No	None	Central Dirty Extract	0	10	Negative	None	43	41	200	n/a	None	A	80	Automatic Controls	Floor 0m
3-K2-025			Family Room for 4 persons inc en-suite	1	Bedroom	28	18	Radiant Panels	Remote Sensor Adj.	Yes	Comfort Cooled Fresh Air	Natural & Central Supply Air	4	via ensuite	Positive	F7	43	n/a	100	n/a	None	A	80	Switch / Dimmer	Bed / Trolley 1.45m
3-K2-026			En-suite Shower / WC / WHB	1	Toilet	28	18	Adjacent Space Transfer Air	None	No	None	Central Dirty Extract	0	10	Negative	None	n/a	41	200	n/a	None	A	80	Automatic Controls	Floor 0m
3-K2-027			Family Room for 4 persons inc en-suite	1	Bedroom	28	18	Radiant Panels	Remote Sensor Adj.	Yes	Comfort Cooled Fresh Air	Natural & Central Supply Air	4	via ensuite	Positive	F7	43	n/a	100	n/a	None	A	80	Switch / Dimmer	Bed / Trolley 1.45m
3-K2-028			En-suite Shower / WC / WHB	1	Toilet	28	18	Adjacent Space Transfer Air	None	No	None	Central Dirty Extract	0	10	Negative	None	n/a	41	200	n/a	None	A	80	Automatic Controls	Floor 0m
3-K2-029			Family Room for 4 persons inc en-suite	1	Bedroom	28	18	Radiant Panels	Remote Sensor Adj.	Yes	Comfort Cooled Fresh Air	Natural & Central Supply Air	4	via ensuite	Positive	F7	43	n/a	100	n/a	None	A	80	Switch / Dimmer	Bed / Trolley 1.45m
3-K2-030			En-suite Shower / WC / WHB	1	Toilet	28	18	Adjacent Space Transfer Air	None	No	None	Central Dirty Extract	0	10	Negative	None	n/a	41	200	n/a	None	A	80	Automatic Controls	Floor 0m
3-K2-032			Family Room for 4 persons inc en-suite	1	Bedroom	28	18	Radiant Panels	Remote Sensor Adj.	Yes	Comfort Cooled Fresh Air	Natural & Central Supply Air	4	via ensuite	Positive	F7	43	n/a	100	n/a	None	A	80	Switch / Dimmer	Bed / Trolley 1.45m
3-K2-033			En-suite Shower / WC / WHB	1	Toilet	28	18	Adjacent Space Transfer Air	None	No	None	Central Dirty Extract	0	10	Negative	None	n/a	41	200	n/a	None	A	80	Automatic Controls	Floor 0m
3-K2-035			Family Room for 4 persons inc en-suite	1	Bedroom	28	18	Radiant Panels	Remote Sensor Adj.	Yes	Comfort Cooled Fresh Air	Natural & Central Supply Air	4	via ensuite	Positive	F7	43	n/a	100	n/a	None	A	80	Switch / Dimmer	Bed / Trolley 1.45m
3-K2-036			En-suite Shower / WC / WHB	1	Toilet	28	18	Adjacent Space Transfer Air	None	No	None	Central Dirty Extract	0	10	Negative	None	n/a	41	200	n/a	None	A	80	Automatic Controls	Floor 0m
3-K2-037			Family Room for 4 persons inc en-suite	1	Bedroom	28	18	Radiant Panels	Remote Sensor Adj.	Yes	Comfort Cooled Fresh Air	Natural & Central Supply Air	4	via ensuite	Positive	F7	43	n/a	100	n/a	None	A	80	Switch / Dimmer	Bed / Trolley 1.45m

RHSC / DCN Environmental Matrix

Room No.	Department		Room Name	Qty	Room Function	Temp (max)	Temp (min)	Heating Type	Heating Control	Cooling (present)	Cooling (type)	Ventilation (type)	Supply (ac/hr)	Extract (ac/hr)	Relative pressure	Min filtration	Surface temp	Water temp	Normal lux	Night lux	Local lux	Standby grade	Colour render	Control	Plane
3-K2-038	K2	Family Hotel	En-suite Shower / WC / WHB	1	Toilet	28	18	Adjacent Space Transfer Air	None	No	None	Central Dirty Extract	0	10	Negative	None	n/a	41	200	n/a	None	A	80	Automatic Controls	Floor 0m
3-K2-039			Store	1	Storage Area Equipment	28	16	Radiant Panels	Remote Sensor Adj.	No	None	Central General Extract	0	3	Negative	None	43	n/a	200	n/a	None	A	80	Automatic Controls	Floor 0m
3-K2-040			Family Room for 4 persons inc en-suite	1	Bedroom	28	18	Radiant Panels	Remote Sensor Adj.	Yes	Comfort Cooled Fresh Air	Natural & Central Supply Air	4	via ensuite	Positive	F7	43	n/a	100	n/a	None	A	80	Switch / Dimmer	Bed / Trolley 1.45m
3-K2-041			En-suite Shower / WC / WHB	1	Toilet	28	18	Adjacent Space Transfer Air	None	No	None	Central Dirty Extract	0	10	Negative	None	n/a	41	200	n/a	None	A	80	Automatic Controls	Floor 0m
3-K2-042			Laundry	1	Laundry	28	18	Radiant Panels	Remote Sensor Adj.	Yes	Wall Mounted Unit	Central Supply and Extract	6	10	Negative	F7	43	60	300	n/a	None	A	80	Switch	Floor 0m
3-K2-043			En-suite Shower / WC / WHB	1	Toilet	28	18	Adjacent Space Transfer Air	None	No	None	Central Dirty Extract	0	10	Negative	None	n/a	41	200	n/a	None	A	80	Automatic Controls	Floor 0m
3-K2-044			Family Room for 4 persons inc en-suite	1	Bedroom	28	18	Radiant Panels	Remote Sensor Adj.	Yes	Comfort Cooled Fresh Air	Natural & Central Supply Air	4	via ensuite	Positive	F7	43	n/a	100	n/a	None	A	80	Switch / Dimmer	Bed / Trolley 1.45m
3-K2-045			Family Room for 4 persons inc en-suite	1	Bedroom	28	18	Radiant Panels	Remote Sensor Adj.	Yes	Comfort Cooled Fresh Air	Natural & Central Supply Air	4	via ensuite	Positive	F7	43	n/a	100	n/a	None	A	80	Switch / Dimmer	Bed / Trolley 1.45m
3-K2-046			En-suite Shower / WC / WHB	1	Toilet	28	18	Adjacent Space Transfer Air	None	No	None	Central Dirty Extract	0	10	Negative	None	n/a	41	200	n/a	None	A	80	Automatic Controls	Floor 0m
3-K2-047			DSR	1	DSR	28	18	Adjacent Space Transfer Air	None	No	None	Central Dirty Extract	0	6	Negative	None	n/a	60	100	n/a	None	A	80	Automatic Controls	Floor 0m
3-K2-048			WC - Wheelchair accessible	1	Toilet	28	18	Adjacent Space Transfer Air	None	No	None	Central Dirty Extract	0	10	Negative	None	n/a	41	200	n/a	None	A	80	Automatic Controls	Floor 0m
3-K2-050			Kitchen / Dining Rooms	1	Pantry	28	18	Radiant Panels	Remote Sensor Adj.	Yes	Ceiling Cassette - Chilled Water	Central Supply and Extract	48 people at 10 l/s per person (6ach)	48 people at 10 l/s per person (6ach)	Balanced	F7	43	41	300	n/a	None	A	80	Switch	Floor 0m
3-K2-051			Residents Day Room	1	Common room/staff room/lounge	28	18	Radiant Panels	Remote Sensor Adj.	Yes	Ceiling Cassette - Chilled Water	Central Supply and Extract	15 people at 10 l/s per person (6ach)	15 people at 10 l/s per person (11ach)	Balanced	F7	43	n/a	300	n/a	None	A	80	Switch	Floor 0m
3-K2-053			Residents Play Room	1	Common room/staff room/lounge	28	18	Radiant Panels	Remote Sensor Adj.	Yes	Ceiling Cassette - Chilled Water	Central Supply and Extract	13 people at 10 l/s per person (10ach)	13 people at 10 l/s per person (10ach)	Balanced	F7	43	n/a	300	n/a	None	A	80	Switch	Floor 0m
3-K2-054			Switch/Meter Cupboard	1	Switch/Meter Cupboard	28	16	Adjacent Space Transfer Air	None	No	None	Central General Extract	0	3	Negative	None	n/a	n/a	200	n/a	None	A	80	Automatic Controls	Floor 0m
3-K2-057			Store	1	Storage Area Equipment	28	16	Radiant Panels	Remote Sensor Adj.	No	None	Central General Extract	0	3	Negative	None	43	n/a	200	n/a	None	A	80	Automatic Controls	Floor 0m
3-K2-058			En-suite Shower / WC / WHB	1	Toilet	28	18	Adjacent Space Transfer Air	None	No	None	Central Dirty Extract	0	10	Negative	None	n/a	41	200	n/a	None	A	80	Automatic Controls	Floor 0m
3-K2-059			Family Room for 4 persons inc en-suite	1	Bedroom	28	18	Radiant Panels	Remote Sensor Adj.	Yes	Comfort Cooled Fresh Air	Natural & Central Supply Air	4	via ensuite	Positive	F7	43	n/a	100	n/a	None	A	80	Switch / Dimmer	Bed / Trolley 1.45m
3-K2-060			Family Room accessible for 4 persons inc en-suite	1	Bedroom	28	18	Radiant Panels	Remote Sensor Adj.	Yes	Comfort Cooled Fresh Air	Natural & Central Supply Air	4	via ensuite	Positive	F7	43	n/a	100	n/a	None	A	80	Switch / Dimmer	Bed / Trolley 1.45m
3-K2-061			En-suite Shower / WC / WHB	1	Toilet	28	18	Radiant Panels	Remote Sensor Adj.	No	None	Central Dirty Extract	0	10	Negative	None	43	41	200	n/a	None	A	80	Automatic Controls	Floor 0m
3-K2-062			Family Room for 4 persons inc en-suite	1	Bedroom	28	18	Radiant Panels	Remote Sensor Adj.	Yes	Comfort Cooled Fresh Air	Natural & Central Supply Air	4	via ensuite	Positive	F7	43	n/a	100	n/a	None	A	80	Switch / Dimmer	Bed / Trolley 1.45m
3-K2-063			En-suite Shower / WC / WHB	1	Toilet	28	18	Radiant Panels	Remote Sensor Adj.	No	None	Central Dirty Extract	0	10	Negative	None	43	41	200	n/a	None	A	80	Automatic Controls	Floor 0m
3-K2-064			En-suite Shower / WC / WHB	1	Toilet	28	18	Adjacent Space Transfer Air	None	No	None	Central Dirty Extract	0	10	Negative	None	n/a	41	200	n/a	None	A	80	Automatic Controls	Floor 0m
3-K2-065			Family Room for 4 persons inc en-suite	1	Bedroom	28	18	Radiant Panels	Remote Sensor Adj.	Yes	Comfort Cooled Fresh Air	Natural & Central Supply Air	4	via ensuite	Positive	F7	43	n/a	100	n/a	None	A	80	Switch / Dimmer	Bed / Trolley 1.45m
3-K2-066			Family Room for 4 persons inc en-suite	1	Bedroom	28	18	Radiant Panels	Remote Sensor Adj.	Yes	Comfort Cooled Fresh Air	Natural & Central Supply Air	4	via ensuite	Positive	F7	43	n/a	100	n/a	None	A	80	Switch / Dimmer	Bed / Trolley 1.45m
3-K2-067			En-suite Shower / WC / WHB	1	Toilet	28	18	Adjacent Space Transfer Air	None	No	None	Central Dirty Extract	0	10	Negative	None	n/a	41	200	n/a	None	A	80	Automatic Controls	Floor 0m
3-K2-068			En-suite Shower / WC / WHB	1	Toilet	28	18	Radiant Panels	Remote Sensor Adj.	No	None	Central Dirty Extract	0	10	Negative	None	43	41	200	n/a	None	A	80	Automatic Controls	Floor 0m
3-K2-069			Family Room for 4 persons inc en-suite	1	Bedroom	28	18	Radiant Panels	Remote Sensor Adj.	Yes	Ceiling Cassette - Chilled Water	Natural & Central Supply Air	4	via ensuite	Positive	F7	43	n/a	100	n/a	None	A	80	Switch / Dimmer	Bed / Trolley 1.45m
3-K2-071			En-suite Shower / WC / WHB	1	Toilet	28	18	Adjacent Space Transfer Air	None	No	None	Central Dirty Extract	0	10	Negative	None	n/a	41	200	n/a	None	A	80	Automatic Controls	Floor 0m
3-K2-072			Family Room for 4 persons inc en-suite	1	Bedroom	28	18	Radiant Panels	Remote Sensor Adj.	Yes	Ceiling Cassette - Chilled Water	Natural & Central Supply Air	4	via ensuite	Positive	F7	43	n/a	100	n/a	None	A	80	Switch / Dimmer	Bed / Trolley 1.45m
3-K2-073			Family Room for 4 persons inc en-suite	1	Bedroom	28	18	Radiant Panels	Remote Sensor Adj.	Yes	Ceiling Cassette - Chilled Water	Natural & Central Supply Air	4	via ensuite	Positive	F7	43	n/a	100	n/a	None	A	80	Switch / Dimmer	Bed / Trolley 1.45m
3-K2-074			En-suite Shower / WC / WHB	1	Toilet	28	18	Adjacent Space Transfer Air	None	No	None	Central Dirty Extract	0	10	Negative	None	n/a	41	200	n/a	None	A	80	Automatic Controls	Floor 0m
3-K2-075			Family Room for 4 persons inc en-suite	1	Bedroom	28	18	Radiant Panels	Remote Sensor Adj.	Yes	Comfort Cooled Fresh Air	Natural & Central Supply Air	4	via ensuite	Positive	F7	43	n/a	100	n/a	None	A	80	Switch / Dimmer	Bed / Trolley 1.45m
3-K2-076			En-suite Shower / WC / WHB	1	Toilet	28	18	Adjacent Space Transfer Air	None	No	None	Central Dirty Extract	0	10	Negative	None	n/a	41	200	n/a	None	A	80	Automatic Controls	Floor 0m
3-K2-078			Laundry	1	Laundry	28	18	Radiant Panels	Remote Sensor Adj.	Yes	Wall Mounted Unit	Central Supply and Extract	6	10	Negative	F7	43	60	300	n/a	None	A	80	Switch	Floor 0m
3-K2-080			Storage - refuse	1	Disposal Hold	28	16	Adjacent Space Transfer Air	None	No	None	Central Dirty Extract	0	6	Negative	None	n/a	n/a	200	n/a	None	A	80	Automatic Controls	Floor 0m
3-K2-086			Office - 4 person	1	Cellular / Ward Offices	28	18	Radiant Panels	Remote Sensor Adj.	Yes	Wall Mounted Unit	Central Supply and Extract	4	3	Positive	F7	43	n/a	300	n/a	None	A	80	Switch	Desk 0.75 to 0.85m
3-K2-001			Corridor	1	Corridor	28	18	Radiant Panels	Remote Sensor Adj.	No	None	None	0	0	n/a	None	n/a	n/a	200	n/a	None	A	80	Automatic Controls	Floor 0m
3-K2-018			Corridor	1	Corridor	28	18	Radiant Panels	Remote Sensor Adj.	No	None	None	0	0	n/a	None	43	n/a	200	n/a	None	A	80	Automatic Controls	Floor 0m
3-K2-049			Corridor	1	Corridor	28	18	Radiant Panels	Remote Sensor Adj.	No	None	None	0	0	n/a	None	43	n/a	200	n/a	None	A	80	Automatic Controls	Floor 0m
3-K2-052			Corridor	1	Corridor	28	18	Radiant Panels	Remote Sensor Adj.	No	None	None	0	0	n/a	None	43	n/a	200	n/a	None	A	80	Automatic Controls	Floor 0m
3-K2-056			Corridor	1	Corridor	28	18	Radiant Panels	Remote Sensor Adj.	No	None	None	0	0	n/a	None	43	n/a	200	n/a	None	A	80	Automatic Controls	Floor 0m
3-K2-054			Switch/Meter Cupboard	1	Switch Cupboard	Not Controlled	Not Controlled	None	None	No	None	None	0	0	n/a	None	n/a	n/a	100	n/a	None	A	80	Automatic Controls	Floor 0m
3-K2-081			Switch Cup	1	Switch Cup	Not Controlled	Not Controlled	None	None	No	None	None	0	0	n/a	None	n/a	n/a	100	n/a	None	A	80	Automatic Controls	Floor 0m
3-K2-082			Switch Cup	1	Switch Cup	Not Controlled	Not Controlled	None	None	No	None	None	0	0	n/a	None	n/a	n/a	100	n/a	None	A	80	Automatic Controls	Floor 0m
3-K2-083			Switch Cup	1	Switch Cup	Not Controlled	Not Controlled	None	None	No	None	None	0	0	n/a	None	n/a	n/a	100	n/a	None	A	80	Automatic Controls	Floor 0m
3-K2-084			Switch Cup	1	Switch Cup	Not Controlled	Not Controlled	None	None	No	None	None	0	0	n/a	None	n/a	n/a	100	n/a	None	A	80	Automatic Controls	Floor 0m
1-L1-002			Single Room 1	1	Bedroom	28	18	Radiant Panels	Remote Sensor Adj.	Yes	Comfort Cooled Fresh Air	Natural & Central Supply Air	4	via ensuite	Balanced	F7	43	41	100	5	300	A	80	Switch / Dimmer	Bed / Trolley 1.45m
1-L1-003			Room 1 - Ensuite	1	Bathroom	28	20	Adjacent Space Transfer Air	None	No	None	Central Dirty Extract	0	Minimum 10	Negative	None	n/a	41	200	n/a	None	A	80	Automatic Controls	Floor 0m
1-L1-004			Disposal Hold	1	Disposal Hold	28	16	Adjacent Space Transfer Air	None	No	None	Central Dirty Extract	0	6	Negative	None	n/a	n/a	200	n/a	None	A	80	Automatic Controls	Floor 0m

RHSC / DCN Environmental Matrix

Room No.	Department	Room Name	Qty	Room Function	Temp (max)	Temp (min)	Heating Type	Heating Control	Cooling (present)	Cooling (type)	Ventilation (type)	Supply (ac/hr)	Extract (ac/hr)	Relative pressure	Min filtration	Surface temp	Water temp	Normal lux	Night lux	Local lux	Standby grade	Colour render	Control	Plane
1-L1-005		Intensive Treatment Room	1	Treatment Room	25	18	Radiant Panels	Remote Sensor Adj.	Yes	Comfort Cooled Fresh Air	Central Supply Air	10	0	Positive	F7	43	41	500	n/a	1000	A	90	Switch	Bed / Trolley 1.45m
1-L1-006		Single Room 2	1	Bedroom	28	18	Radiant Panels	Remote Sensor Adj.	Yes	Comfort Cooled Fresh Air	Natural & Central Supply Air	4	via ensuite	Balanced	F7	43	41	100	5	300	A	80	Switch / Dimmer	Bed / Trolley 1.45m
1-L1-007		Room 2 - Ensuite	1	Bathroom	28	20	Radiant Panels	Remote Sensor Adj.	No	None	Central Dirty Extract	0	Minimum 10	Negative	None	43	41	200	n/a	None	A	80	Automatic Controls	Floor 0m
1-L1-008		Touchdown Base 1	1	staff base	28	18	Radiant Panels	Remote Sensor Adj.	Yes	Comfort Cooled Fresh Air	Central Supply and Extract	2 people at 10l/s/per person (13ach)	2 people at 10l/s/per person (13ach)	Balanced	F7	43	n/a	200/300	n/a	1000	A	80	Switch / Dimmer	General working plane 1m
1-L1-009		Resuscitation Trolley Bay	1	Resus Trolley bay	28	16	Adjacent Space Transfer	None	No	None	None	0	0	n/a	None	n/a	n/a	200	n/a	None	A	80	Automatic Controls	Floor 0m
1-L1-010		Single Room 3	1	Bedroom	28	18	Radiant Panels	Remote Sensor Adj.	Yes	Comfort Cooled Fresh Air	Natural & Central Supply Air	4	via ensuite	Balanced	F7	43	41	100	5	300	A	80	Switch / Dimmer	Bed / Trolley 1.45m
1-L1-011		Room 3 - Ensuite	1	Bathroom	28	20	Radiant Panels	Remote Sensor Adj.	No	None	Central Dirty Extract	0	Minimum 10	Negative	None	43	41	200	n/a	None	A	80	Automatic Controls	Floor 0m
1-L1-012		Waiting Area, relatives	1	Waiting Room	28	18	Radiant Panels	Remote Sensor Adj.	Yes	Comfort Cooled Fresh Air	Central Supply and Extract	5	5	Balanced	F7	43	n/a	300	n/a	None	A	80	Switch	Floor 0m
1-L1-013		Refreshment: Vending Machine	1	Refreshment: Vending Machine	28	18	Adjacent Space Transfer	None	No	None	None	0	0	n/a	None	n/a	n/a	300	n/a	None	A	80	Switch	Floor 0m
1-L1-014		WC - Wheelchair accessible (Visitors)	1	Toilet	28	18	Adjacent Space Transfer Air	None	No	None	Central Dirty Extract	0	10	Negative	None	n/a	41	200	n/a	None	A	80	Automatic Controls	Floor 0m
1-L1-015		Single Room 4	1	Bedroom	28	18	Radiant Panels	Remote Sensor Adj.	Yes	Comfort Cooled Fresh Air	Natural & Central Supply Air	6	6 via bedroom and ensuite	Balanced	F7	43	41	100	5	300	A	80	Switch / Dimmer	Bed / Trolley 1.45m
1-L1-016		Room 4 - Ensuite	1	Bathroom	28	20	Adjacent Space Transfer Air	None	No	None	Central Dirty Extract	0	Minimum 10	Negative	None	n/a	41	200	n/a	None	A	80	Automatic Controls	Floor 0m
1-L1-017		Single Room 5	1	Bedroom	28	18	Radiant Panels	Remote Sensor Adj.	Yes	Comfort Cooled Fresh Air	Natural & Central Supply Air	4	via ensuite	Balanced	F7	43	41	100	5	300	A	80	Switch / Dimmer	Bed / Trolley 1.45m
1-L1-018		Room 5 - Ensuite	1	Bathroom	28	20	Radiant Panels	Remote Sensor Adj.	No	None	Central Dirty Extract	0	Minimum 10	Negative	None	43	41	200	n/a	None	A	80	Automatic Controls	Floor 0m
1-L1-019		Linen Bay	1	Linen Bay	28	16	Adjacent Space Transfer	None	No	None	Central General Extract	0	3	Negative	None	n/a	n/a	100 (KNX)	n/a	None	A	80	Automatic Controls	Floor 0m
1-L1-020		Hoist Bay	1	Circulation Equipment Storage Bays	28	16	Adjacent Space Transfer	None	No	None	Central General Extract	0	3	Negative	None	n/a	n/a	200	n/a	None	A	80	Automatic Controls	Floor 0m
1-L1-021		Single Room 6	1	Bedroom	28	18	Radiant Panels	Remote Sensor Adj.	Yes	Comfort Cooled Fresh Air	Natural & Central Supply Air	4	via ensuite	Balanced	F7	43	41	100	5	300	A	80	Switch / Dimmer	Bed / Trolley 1.45m
1-L1-022		Room 6 - Ensuite	1	Bathroom	28	20	Adjacent Space Transfer Air	None	No	None	Central Dirty Extract	0	Minimum 10	Negative	None	n/a	41	200	n/a	None	A	80	Automatic Controls	Floor 0m
1-L1-023		Staff Base 1	1	Cellular / Ward Offices	28	18	Radiant Panels	Remote Sensor Adj.	Yes	Comfort Cooled Fresh Air	Central Supply and Extract	2 people at 10l/s/per person (5ach)	2 people at 10l/s/per person (5ach)	Balanced	F7	43	n/a	300	n/a	None	A	80	Switch	Desk 0.75 to 0.85m
1-L1-024		Single Room 22	1	Bedroom	28	18	Radiant Panels	Remote Sensor Adj.	Yes	Comfort Cooled Fresh Air	Natural & Central Supply Air	4	via ensuite	Balanced	F7	43	41	100	5	300	A	80	Switch / Dimmer	Bed / Trolley 1.45m
1-L1-025		Room 2 - Ensuite	1	Bathroom	28	20	Adjacent Space Transfer Air	None	No	None	Central Dirty Extract	0	10	Negative	None	n/a	41	200	n/a	None	A	80	Automatic Controls	Floor 0m
1-L1-026		WC - Wheelchair accessible (Visitors)	1	Toilet	28	18	Adjacent Space Transfer Air	None	No	None	Central Dirty Extract	0	10	Negative	None	n/a	41	200	n/a	None	A	80	Automatic Controls	Floor 0m
1-L1-027		Patient Waiting	1	Waiting Room	28	18	Radiant Panels	Remote Sensor Adj.	Yes	Comfort Cooled Fresh Air	Central Supply and Extract	11 people at 10l/s/per person (7ach)	11 people at 10l/s/per person (7ach)	Balanced	F7	43	n/a	300	n/a	None	A	80	Switch	Floor 0m
1-L1-028		Multi-Disciplinary Office / Reception	1	Multi Disciplinary Work Areas	28	18	Radiant Panels	Remote Sensor Adj.	Yes	Ceiling Cassette - Chilled Water	Central Supply and Extract	6	4	Positive	F7	43	n/a	300	n/a	None	A	80	Switch	Desk 0.75 to 0.85m
1-L1-029		Consulting Room 1	1	Consulting Room	25	18	Radiant Panels	Remote Sensor Adj.	Yes	Ceiling Cassette - Chilled Water	Central Supply and Extract	3	3	Balanced	F7	43	41	300	n/a	1000	A	80	Switch	Bed / Trolley 1.45m
1-L1-030		Consulting Room 2	1	Consulting Room	25	18	Radiant Panels	Remote Sensor Adj.	Yes	Ceiling Cassette - Chilled Water	Central Supply and Extract	3	3	Balanced	F7	43	41	300	n/a	1000	A	80	Switch	Bed / Trolley 1.45m
1-L1-031		Consulting Room 3	1	Consulting Room	25	18	Radiant Panels	Remote Sensor Adj.	Yes	Ceiling Cassette - Chilled Water	Central Supply and Extract	3	3	Balanced	F7	43	41	300	n/a	1000	A	80	Switch	Bed / Trolley 1.45m
1-L1-032		Consulting Room 4	1	Consulting Room	25	18	Radiant Panels	Remote Sensor Adj.	Yes	Ceiling Cassette - Chilled Water	Central Supply and Extract	3	3	Balanced	F7	43	41	300	n/a	1000	A	80	Switch	Bed / Trolley 1.45m
1-L1-033		Dirty Utility	1	Dirty utility	28	18	Adjacent Space Transfer Air	None	No	None	Central Dirty Extract	0	6	Negative	None	n/a	41	200	n/a	None	A	80	Automatic Controls	Floor 0m
1-L1-034		Single Room 23	1	Bedroom	28	18	Radiant Panels	Remote Sensor Adj.	Yes	Comfort Cooled Fresh Air	Natural & Central Supply Air	4	via ensuite	Balanced	F7	43	41	100	5	300	A	80	Switch / Dimmer	Bed / Trolley 1.45m
1-L1-035		Room 23 - Ensuite	1	Bathroom	28	20	Radiant Panels	Remote Sensor Adj.	No	None	Central Dirty Extract	0	Minimum 10	Negative	None	43	41	200	n/a	None	A	80	Automatic Controls	Floor 0m
1-L1-036		Touchdown Base 2	1	staff base	28	18	Radiant Panels	Remote Sensor Adj.	Yes	Comfort Cooled Fresh Air	Central Supply Air & Extract	2 people at 10l/s/per person (14ach)	2 people at 10l/s/per person (14ach)	Balanced	F7	43	n/a	200/300	n/a	1000	A	80	Switch / Dimmer	General working plane 1m
1-L1-037		Interview/Relatives Quiet Room	1	Meeting Room	25	18	Radiant Panels	Remote Sensor Adj.	Yes	Ceiling Cassette - Chilled Water	Central Supply and Extract	4 people at 10 l/s per person (6ach)	4 people at 10 l/s per person (6ach)	Balanced	F7	43	n/a	300	n/a	None	A	80	Automatic Controls	Desk 0.75 to 0.85m
1-L1-038		Single Room 24	1	Bedroom	28	18	Radiant Panels	Remote Sensor Adj.	Yes	Comfort Cooled Fresh Air	Natural & Central Supply Air	4	via ensuite	Balanced	F7	43	41	100	5	300	A	80	Switch / Dimmer	Bed / Trolley 1.45m
1-L1-039		Room 24 - Ensuite	1	Bathroom	28	20	Radiant Panels	Remote Sensor Adj.	No	None	Central Dirty Extract	0	Minimum 10	Negative	None	43	41	200	n/a	None	A	80	Automatic Controls	Floor 0m
1-L1-040		Room 25 - Ensuite	1	Bathroom	28	20	Adjacent Space Transfer Air	None	No	None	Central Dirty Extract	0	Minimum 10	Negative	None	n/a	41	200	n/a	None	A	80	Automatic Controls	Floor 0m
1-L1-044		Single Room 25	1	Bedroom	28	18	Radiant Panels	Remote Sensor Adj.	Yes	Comfort Cooled Fresh Air	Natural & Central Supply Air	4	via ensuite	Balanced	F7	43	41	100	5	300	A	80	Switch / Dimmer	Bed / Trolley 1.45m
1-L1-046		Senior Charge Nurse Office	1	Cellular / Ward Offices	28	18	Radiant Panels	Remote Sensor Adj.	Yes	Comfort Cooled Fresh Air	Central Supply and Extract	4	3	Positive	F7	43	n/a	300	n/a	None	A	80	Switch	Desk 0.75 to 0.85m
1-L1-047		Clean Utility	1	Clean Utility	28	18	Radiant Panels	Remote Sensor Adj.	Yes	Comfort Cooled Fresh Air	Central Supply Air	6	0	Positive	F7	43	41	150	n/a	None	A	80	Automatic Controls	General working plane 1m
1-L1-052		Staff Room	1	Common room/staff room/lounge	28	18	Radiant Panels	Remote Sensor Adj.	Yes	Comfort Cooled Fresh Air	Central Supply and Extract	5 people at 10l/s/per person (7ach)	5 people at 10l/s/per person (7ach)	Balanced	F7	43	41	300	n/a	None	A	80	Switch	Floor 0m
1-L1-053		Multi-disciplinary Office	1	Multi Disciplinary Work Areas	28	18	Radiant Panels	Remote Sensor Adj.	Yes	Comfort Cooled Fresh Air	Central Supply and Extract	6	4	Positive	F7	43	n/a	400	n/a	None	A	80	Switch	Desk 0.75 to 0.85m
1-L1-054	L1	Ward Kitchen	1	Ward Kitchen	28	18	Adjacent Space Transfer Air	None	No	None	Central General Extract	0	6	Negative	None	n/a	60	500	n/a	None	A	80	Switch	General working plane 1m
1-L1-055		Touchdown Base 3	1	staff base	28	18	Adjacent Space Transfer Air	None	Yes	Comfort Cooled Fresh Air	Central General Extract	0	2 people at 10l/s/per person (6ach)	Negative	n/a	n/a	n/a	200/300	n/a	1000	A	80	Switch / Dimmer	General working plane 1m
1-L1-060		Teaching Room	1	Classroom	28	18	Radiant Panels	Remote Sensor Adj.	Yes	Ceiling Cassette - Chilled Water	Central Supply and Extract	10 people at 10 l/s per person (6ach)	10 people at 10 l/s per person (6ach)	Balanced	F7	43	41	300	n/a	None	A	80	Switch	Desk 0.75 to 0.85m
1-L1-061		Dirty Utility	1	Dirty utility	28	18	Radiant Panels	Remote Sensor Adj.	No	None	Central Dirty Extract	0	6	Negative	None	43	41	200	n/a	None	A	80	Automatic Controls	Floor 0m
1-L1-066		Single Room 7	1	Bedroom	28	18	Radiant Panels	Remote Sensor Adj.	Yes	Comfort Cooled Fresh Air	Natural & Central Supply Air	4	via ensuite	Balanced	F7	43	41	100	5	300	A	80	Switch / Dimmer	Bed / Trolley 1.45m

DCN Acute Care - 24 Beds

RHSC / DCN Environmental Matrix

Room No.	Department	Room Name	Qty	Room Function	Temp (max)	Temp (min)	Heating Type	Heating Control	Cooling (present)	Cooling (type)	Ventilation (type)	Supply (ac/hr)	Extract (ac/hr)	Relative pressure	Min filtration	Surface temp	Water temp	Normal lux	Night lux	Local lux	Standby grade	Colour render	Control	Plane
1-L1-067		Room 7 - Ensuite	1	Bathroom	28	20	Adjacent Space Transfer Air	None	No	None	Central Dirty Extract	0	Minimum 10	Negative	None	n/a	41	200	n/a	None	A	80	Automatic Controls	Floor 0m
1-L1-068		Single Room 8	1	Bedroom	28	18	Radiant Panels	Remote Sensor Adj.	Yes	Comfort Cooled Fresh Air	Central Supply Air	10	10 via the ensuite	Positive	H14	43	41	100	5	300	A	80	Switch / Dimmer	Bed / Trolley 1.45m
1-L1-069		Room 8 - Ensuite	1	Bathroom	28	20	Radiant Panels	Remote Sensor Adj.	No	None	Central Dirty Extract	0	45	Negative	None	43	41	200	n/a	None	A	80	Automatic Controls	Floor 0m
1-L1-070		Interview/Relatives Quiet Room	1	Meeting Room	25	18	Radiant Panels	Remote Sensor Adj.	Yes	Comfort Cooled Fresh Air	Central Supply and Extract	4 people at 10 l/s per person (6ach)	4 people at 10 l/s per person (6ach)	Balanced	F7	43	n/a	300	n/a	None	A	80	Automatic Controls	Desk 0.75 to 0.85m
1-L1-071		Linen Bay	1	Linen Bay	28	16	Adjacent Space Transfer	None	No	None	Central General Extract	0	3	Negative	None	n/a	n/a	100 (KNX)	n/a	None	A	80	Automatic Controls	Floor 0m
1-L1-072		WC Staff	1	Toilet	28	18	Adjacent Space Transfer Air	None	No	None	Central Dirty Extract	0	10	Negative	None	n/a	41	200	n/a	None	A	80	Automatic Controls	Floor 0m
1-L1-073		WC Staff	1	Toilet	28	18	Adjacent Space Transfer Air	None	No	None	Central Dirty Extract	0	10	Negative	None	n/a	41	200	n/a	None	A	80	Automatic Controls	Floor 0m
1-L1-074		Resuscitation Trolley Bay	1	Resus Trolley bay	28	16	Adjacent Space Transfer	None	No	None	None	0	0	n/a	None	n/a	n/a	200	n/a	None	A	80	Automatic Controls	Floor 0m
1-L1-075		Staff Base 2	1	Cellular / Ward Offices	28	18	Radiant Panels	Remote Sensor Adj.	Yes	Comfort Cooled Fresh Air	Central Supply and Extract	6	8	Negative	F7	43	n/a	300	n/a	None	A	80	Automatic Controls	Desk 0.75 to 0.85m
1-L1-076		Storage Consumables	1	Storage Area Equipment	28	16	Radiant Panels	Remote Sensor Adj.	No	None	Central General Extract	0	3	Negative	None	43	n/a	200	n/a	None	A	80	Automatic Controls	Floor 0m
1-L1-077		Relatives Room - Ensuite	1	Bathroom	28	20	Adjacent Space Transfer Air	None	No	None	Central Dirty Extract	0	10	Negative	None	n/a	41	200	n/a	None	A	80	Automatic Controls	Floor 0m
1-L1-078		Hoist Bay	1	Circulation Equipment Storage Bays	28	16	Adjacent Space Transfer	None	No	None	Central General Extract	0	3	Negative	None	n/a	n/a	200	n/a	None	A	80	Automatic Controls	Floor 0m
1-L1-079		WC Staff	1	Toilet	28	18	Adjacent Space Transfer Air	None	No	None	Central Dirty Extract	0	10	Negative	None	n/a	41	200	n/a	None	A	80	Automatic Controls	Floor 0m
1-L1-080		WC: Independent Wheelchair	1	Toilet	28	18	Adjacent Space Transfer Air	None	No	None	Central Dirty Extract	0	10	Negative	None	n/a	41	200	n/a	None	A	80	Automatic Controls	Floor 0m
1-L1-082		Relatives Overnight Stay Room	1	Relatives Overnight Stay	28	20	Radiant Panels	Remote Sensor Adj.	Yes	Comfort Cooled Fresh Air	Central Supply Air	4	0	Positive	F7	43	n/a	100	n/a	None	A	80	Switch	Bed / Trolley 1.45m
1-L1-083		Single Room 21	1	Bedroom	28	18	Radiant Panels	Remote Sensor Adj.	Yes	Comfort Cooled Fresh Air	Natural & Central Supply Air	4	via ensuite	Balanced	F7	43	41	100	5	300	A	80	Switch / Dimmer	Bed / Trolley 1.45m
1-L1-084		Room 21 - Ensuite	1	Bathroom	28	20	Adjacent Space Transfer Air	None	No	None	Central Dirty Extract	0	Minimum 10	Negative	None	n/a	41	200	n/a	None	A	80	Automatic Controls	Floor 0m
1-L1-085		Mobile X-Ray Bay	1	Circulation Equipment Storage Bays	28	16	Adjacent Space Transfer Air	None	No	None	Central General Extract	0	3	Negative	None	n/a	n/a	200	n/a	None	A	80	Automatic Controls	Floor 0m
1-L1-086A		Storage Equipment	1	Storage Area Equipment	28	16	Adjacent Space Transfer Air	None	No	None	Central General Extract	0	3	Negative	None	n/a	n/a	200	n/a	None	A	80	Automatic Controls	Floor 0m
1-L1-086B		Storage Equipment	1	Storage Area Equipment	28	16	Adjacent Space Transfer Air	None	No	None	Central General Extract	0	3	Negative	None	n/a	n/a	200	n/a	None	A	80	Automatic Controls	Floor 0m
1-L1-087		Room 20 - Ensuite	1	Bathroom	28	20	Radiant Panels	Remote Sensor Adj.	No	None	Central Dirty Extract	0	Minimum 10	Negative	None	43	41	200	n/a	None	A	80	Automatic Controls	Floor 0m
1-L1-088		Single Room 20	1	Bedroom	28	18	Radiant Panels	Remote Sensor Adj.	Yes	Comfort Cooled Fresh Air	Natural & Central Supply Air	4	via ensuite	Balanced	F7	43	41	100	5	300	A	80	Switch / Dimmer	Bed / Trolley 1.45m
1-L1-089		Touchdown Base 5	1	Staff base	28	18	Radiant Panels	Remote Sensor Adj.	No	None	Central Supply and Extract	2 people at 10l/s/per person (7ach)	2 people at 10l/s/per person (7ach)	Balanced	F7	43	n/a	200/300	n/a	1000	A	80	Switch / Dimmer	General working plane 1m
1-L1-090		Storage Stationery	1	Storage Area Equipment	28	16	Radiant Panels	Remote Sensor Adj.	No	None	Central General Extract	0	3	Negative	None	43	n/a	200	n/a	None	A	80	Automatic Controls	Floor 0m
1-L1-091		Single Room 19	1	Bedroom	28	18	Radiant Panels	Remote Sensor Adj.	Yes	Comfort Cooled Fresh Air	Natural & Central Supply Air	4	via ensuite	Balanced	F7	43	41	100	5	300	A	80	Switch / Dimmer	Bed / Trolley 1.45m
1-L1-092		Room 19 - Ensuite	1	Bathroom	28	20	Radiant Panels	Remote Sensor Adj.	No	None	Central Dirty Extract	0	Minimum 10	Negative	None	43	41	200	n/a	None	A	80	Automatic Controls	Floor 0m
1-L1-093		Single Room 18	1	Bedroom	28	18	Radiant Panels	Remote Sensor Adj.	Yes	Comfort Cooled Fresh Air	Natural & Central Supply Air	4	via ensuite	Balanced	F7	43	41	100	5	300	A	80	Switch / Dimmer	Bed / Trolley 1.45m
1-L1-094		Room 18 - Ensuite	1	Bathroom	28	20	Adjacent Space Transfer Air	None	No	None	Central Dirty Extract	0	Minimum 10	Negative	None	n/a	41	200	n/a	None	A	80	Automatic Controls	Floor 0m
1-L1-095		DSR	1	DSR	28	18	Adjacent Space Transfer Air	None	No	None	Central Dirty Extract	0	6	Negative	None	n/a	60	100	n/a	None	A	80	Automatic Controls	Floor 0m
1-L1-096		Disposal Hold	1	Disposal Hold	28	16	Adjacent Space Transfer Air	None	No	None	Central Dirty Extract	0	6	Negative	None	n/a	n/a	200	n/a	None	A	80	Automatic Controls	Floor 0m
1-L1-097		Bay 1	1	Multi-bed Wards	28	18	Radiant Panels	Remote Sensor Adj.	Yes	Comfort Cooled Fresh Air	Natural and Central Supply Air	4	via ensuite	positive to ensuite	F7	43	41	100	5	300	A	80	switch / dimmer	Bed / Trolley 1.45m
1-L1-099		Bay 1 - Ensuite	1	Bathroom	28	20	Radiant Panels	Remote Sensor Adj.	No	None	Central Dirty Extract	0	10	Negative	None	43	41	200	n/a	None	A	80	Automatic Controls	Floor 0m
1-L1-100		Bay 2	1	Multi-bed Wards	28	18	Radiant Panels	Remote Sensor Adj.	Yes	Comfort Cooled Fresh Air	Natural and Central Supply Air	4	via ensuite	positive to ensuite	F7	43	41	100	5	300	A	80	switch / dimmer	Bed / Trolley 1.45m
1-L1-101		Bay 2 - Ensuite	1	Bathroom	28	20	Adjacent Space Transfer Air	None	No	None	Central Dirty Extract	0	10	Negative	None	n/a	41	200	n/a	None	A	80	Automatic Controls	Floor 0m
1-L1-103		Treatment Room	1	Treatment Room	25	18	Radiant Panels	Remote Sensor Adj.	Yes	Comfort Cooled Fresh Air	Central Supply Air	10	0	Positive	F7	43	41				A	90	Switch	Bed / Trolley 1.45m
1-L1-104		Room 8 - Lobby	1	Isolation Lobby	28	21	Warm Air - Reheat Battery	Local BMS Adjustable Sensor	Yes	Comfort Cooled Fresh Air	Central Supply Air	56	0	Positive	H14	n/a	n/a				A	80	Automatic Controls	Floor 0m
1-L1-108		Physical Measure	1	Consulting Room	25	18	Radiant Panels	Remote Sensor Adj.	No	None	None	0	0	n/a	None	n/a	n/a				A	80	Switch	Bed / Trolley 1.45m
1-L1-109		Touchdown Base 4	1	Staff base	28	18	Radiant Panels	Remote Sensor Adj.	Yes	Comfort Cooled Fresh Air	Central General Extract	0	2 people at 10l/s/per person (14ach)	Negative	n/a	43	n/a	200/300	n/a	1000	A	80	Switch / Dimmer	General working plane 1m
1-L1-001		Corridor	1	Corridor	28	18	Radiant Panels	Remote Sensor Adj.	No	None	None	0	0	n/a	None	43	41	200	n/a	None	A	80	Automatic Controls	Floor 0m
1-L1-105		Corridor	1	Corridor	28	18	Radiant Panels	Remote Sensor Adj.	No	None	None	0	0	n/a	None	43	41	200	n/a	None	A	80	Automatic Controls	Floor 0m
1-L1-106		Switch Cupboard	1	Switch Cupboard	Not Controlled	Not Controlled	None	None	No	None	None	0	0	n/a	None	n/a	n/a	100	n/a	None	A	80	Automatic Controls	Floor 0m
1-L1-107		Switch Cupboard	1	Switch Cupboard	Not Controlled	Not Controlled	None	None	No	None	None	0	0	n/a	None	n/a	n/a	100	n/a	None	A	80	Automatic Controls	Floor 0m
2-L2-002		Disposal Hold	1	Disposal Hold	28	16	Adjacent Space Transfer Air	None	No	None	Central Dirty Extract	0	6	Negative	None	n/a	n/a	200	n/a	None	A	80	Automatic Controls	Floor 0m
2-L2-003		Linen Bay	1	Linen Bay	28	16	Adjacent Space Transfer	None	No	None	None	0	0	n/a	None	n/a	n/a	100 (KNX)	n/a	None	A	80	Automatic Controls	Floor 0m
2-L2-004		Single Room 7	1	Bedroom	28	18	Radiant Panels	Remote Sensor Adj.	Yes	Comfort Cooled Fresh Air	Natural & Central Supply Air	4	via ensuite	Balanced	F7	43	41	100	5	300	A	80	Switch / Dimmer	Bed / Trolley 1.45m
2-L2-005		Room 7 - Ensuite	1	Bathroom	28	20	Adjacent Space Transfer Air	None	No	None	Central Dirty Extract	0	Minimum 10	Negative	None	n/a	41	200	n/a	None	A	80	Automatic Controls	Floor 0m
2-L2-006		Single Room 8	1	Bedroom	28	18	Radiant Panels	Remote Sensor Adj.	Yes	Comfort Cooled Fresh Air	Natural & Central Supply Air	4	via ensuite	Balanced	F7	43	41	100	5	300	A	80	Switch / Dimmer	Bed / Trolley 1.45m
2-L2-007		Room 8 - Ensuite	1	Bathroom	28	20	Radiant Panels	Remote Sensor Adj.	No	None	Central Dirty Extract	0	Minimum 10	Negative	None	43	41	200	n/a	None	A	80	Automatic Controls	Floor 0m
2-L2-008		Hoist Bay	1	Circulation Equipment Storage Bays	28	16	Adjacent Space Transfer	None	No	None	None	0	0	n/a	None	n/a	n/a	200	n/a	None	A	80	Automatic Controls	Floor 0m

Ross Soutwell:
Room shows to provide a wash hand basin. Please confirm water temperature

RHSC / DCN Environmental Matrix

Room No.	Department	Room Name	Qty	Room Function	Temp (max)	Temp (min)	Heating Type	Heating Control	Cooling (present)	Cooling (type)	Ventilation (type)	Supply (ac/hr)	Extract (ac/hr)	Relative pressure	Min filtration	Surface temp	Water temp	Normal lux	Night lux	Local lux	Standby grade	Colour render	Control	Plane
2-L2-009		Touchdown Base 4	1	staff base	28	18	Radiant Panels	Remote Sensor Adj.	Yes	Comfort Cooled Fresh Air	Central Supply Air	2 people at 10l/s/per person (13ach)	0	Positive	F7	43	n/a	200/300	n/a	1000	A	80	Switch / Dimmer	General working plane 1m
2-L2-010		Single Room 9	1	Bedroom	28	18	Radiant Panels	Remote Sensor Adj.	Yes	Comfort Cooled Fresh Air	Natural & Central Supply Air	6	6 via bedroom ensuite	Balanced	F7	43	41	100	5	300	A	80	Switch / Dimmer	Bed / Trolley 1.45m
2-L2-011		Room 9 - Ensuite	1	Bathroom	28	20	Radiant Panels	Remote Sensor Adj.	No	None	Central Dirty Extract	0	10	Negative	None	43	41	200	n/a	None	A	80	Automatic Controls	Floor 0m
2-L2-012		Store	1	Storage Area Equipment	28	16	Radiant Panels	Remote Sensor Adj.	No	None	Central General Extract	0	3	Negative	None	43	n/a	200	n/a	None	A	80	Automatic Controls	Floor 0m
2-L2-013		Single Room 10	1	Bedroom	28	18	Radiant Panels	Remote Sensor Adj.	Yes	Comfort Cooled Fresh Air	Natural & Central Supply Air	4	via ensuite	Balanced	F7	43	41	100	5	300	A	80	Switch / Dimmer	Bed / Trolley 1.45m
2-L2-014		Room 10 - Ensuite	1	Bathroom	28	20	Adjacent Space Transfer Air	None	No	None	Central Dirty Extract	0	Minimum 10	Negative	None	n/a	41	200	n/a	None	A	80	Automatic Controls	Floor 0m
2-L2-015		Single Room 11	1	Bedroom	28	18	Radiant Panels	Remote Sensor Adj.	Yes	Comfort Cooled Fresh Air	Natural & Central Supply Air	4	via ensuite	Balanced	F7	43	41	100	5	300	A	80	Switch / Dimmer	Bed / Trolley 1.45m
2-L2-016		Room 11 - Ensuite	1	Bathroom	28	20	Radiant Panels	Remote Sensor Adj.	No	None	Central Dirty Extract	0	Minimum 10	Negative	None	43	41	200	n/a	None	A	80	Automatic Controls	Floor 0m
2-L2-017		Touchdown Base 3	1	staff base	28	18	Radiant Panels	Remote Sensor Adj.	Yes	Comfort Cooled Fresh Air	Central Supply Air	2 people at 10l/s/per person (13ach)	0	Positive	F7	43	n/a	200/300	n/a	1000	A	80	Switch / Dimmer	General working plane 1m
2-L2-018		Single Room 6	1	Bedroom	28	18	Radiant Panels	Remote Sensor Adj.	Yes	Comfort Cooled Fresh Air	Natural & Central Supply Air	4	via ensuite	Balanced	F7	43	41	100	5	300	A	80	Switch / Dimmer	Bed / Trolley 1.45m
2-L2-019		Room 6 - Ensuite	1	Bathroom	28	20	Radiant Panels	Remote Sensor Adj.	No	None	Central Dirty Extract	0	Minimum 10	Negative	None	43	41	200	n/a	None	A	80	Automatic Controls	Floor 0m
2-L2-020		Resuscitation Trolley Bay	1	Resus Trolley bay	28	16	Adjacent Space Transfer	None	No	None	None	0	0	n/a	None	n/a	n/a	200	n/a	None	A	80	Automatic Controls	Floor 0m
2-L2-021		Single Room 12	1	Bedroom	28	18	Radiant Panels	Remote Sensor Adj.	Yes	Comfort Cooled Fresh Air	Natural & Central Supply Air	4	via ensuite	Balanced	F7	43	41	100	5	300	A	80	Switch / Dimmer	Bed / Trolley 1.45m
2-L2-022		Room 12 - Ensuite	1	Bathroom	28	20	Radiant Panels	Remote Sensor Adj.	No	None	Central Dirty Extract	0	Minimum 10	Negative	None	43	41	200	n/a	None	A	80	Automatic Controls	Floor 0m
2-L2-023		Single Room 5	1	Bedroom	28	18	Radiant Panels	Remote Sensor Adj.	Yes	Comfort Cooled Fresh Air	Natural & Central Supply Air	4	via ensuite	Balanced	F7	43	41	100	5	300	A	80	Switch / Dimmer	Bed / Trolley 1.45m
2-L2-024		Room 5 - Ensuite	1	Bathroom	28	20	Adjacent Space Transfer Air	None	No	None	Central Dirty Extract	0	Minimum 10	Negative	None	n/a	41	200	n/a	None	A	80	Automatic Controls	Floor 0m
2-L2-025		Touchdown Base 2	1	staff base	28	18	Radiant Panels	Remote Sensor Adj.	Yes	Comfort Cooled Fresh Air	Central Supply Air	2 people at 10l/s/per person (13ach)	0	Positive	F7	43	n/a	200/300	n/a	1000	A	80	Switch / Dimmer	General working plane 1m
2-L2-026		Single Room 14	1	Bedroom	28	18	Radiant Panels	Remote Sensor Adj.	Yes	Comfort Cooled Fresh Air	Natural & Central Supply Air	4	via ensuite	Balanced	F7	43	41	100	5	300	A	80	Switch / Dimmer	Bed / Trolley 1.45m
2-L2-027		Room 14 - Ensuite	1	Bathroom	28	20	Adjacent Space Transfer Air	None	No	None	Central Dirty Extract	0	Minimum 10	Negative	None	n/a	41	200	n/a	None	A	80	Automatic Controls	Floor 0m
2-L2-028		Single Room 4	1	Bedroom	28	18	Radiant Panels	Remote Sensor Adj.	Yes	Comfort Cooled Fresh Air	Natural & Central Supply Air	4	via ensuite	Balanced	F7	43	41	100	5	300	A	80	Switch / Dimmer	Bed / Trolley 1.45m
2-L2-029		Room 4 - Ensuite	1	Bathroom	28	20	Adjacent Space Transfer Air	None	No	None	Central Dirty Extract	0	Minimum 10	Negative	None	n/a	41	200	n/a	None	A	80	Automatic Controls	Floor 0m
2-L2-030		Dirty Utility	1	Dirty utility	28	18	Adjacent Space Transfer Air	None	No	None	Central Dirty Extract	0	6	Negative	None	n/a	41	200	n/a	None	A	80	Automatic Controls	Floor 0m
2-L2-031		DSR	1	DSR	28	18	Adjacent Space Transfer Air	None	No	None	Central Dirty Extract	0	6	Negative	None	n/a	60	100	n/a	None	A	80	Automatic Controls	Floor 0m
2-L2-032		Single Room 15	1	Bedroom	28	18	Radiant Panels	Remote Sensor Adj.	Yes	Comfort Cooled Fresh Air	Natural & Central Supply Air	4	via ensuite	Balanced	F7	43	41	100	5	300	A	80	Switch / Dimmer	Bed / Trolley 1.45m
2-L2-033		Room 15 - Ensuite	1	Bathroom	28	20	Radiant Panels	Remote Sensor Adj.	No	None	Central Dirty Extract	0	Minimum 10	Negative	None	43	41	200	n/a	None	A	80	Automatic Controls	Floor 0m
2-L2-034		Single Room 16	1	Bedroom	28	18	Radiant Panels	Remote Sensor Adj.	Yes	Comfort Cooled Fresh Air	Natural & Central Supply Air	4	via ensuite	Balanced	F7	43	41	100	5	300	A	80	Switch / Dimmer	Bed / Trolley 1.45m
2-L2-035		Room 16 - Ensuite	1	Bathroom	28	20	Adjacent Space Transfer Air	None	No	None	Central Dirty Extract	0	Minimum 10	Negative	None	n/a	41	200	n/a	None	A	80	Automatic Controls	Floor 0m
2-L2-036		Single Room 17	1	Bedroom	28	18	Radiant Panels	Remote Sensor Adj.	Yes	Comfort Cooled Fresh Air	Natural & Central Supply Air	4	via ensuite	Balanced	F7	43	41	100	5	300	A	80	Switch / Dimmer	Bed / Trolley 1.45m
2-L2-037		Room 17 - Ensuite	1	Bathroom	28	20	Radiant Panels	Remote Sensor Adj.	No	None	Central Dirty Extract	0	Minimum 10	Negative	None	43	41	200	n/a	None	A	80	Automatic Controls	Floor 0m
2-L2-038		Room 20 - Lobby	1	Isolation Lobby	28	21	Warm Air - Reheat Battery	Local BMS Adjustable Sensor	Yes	Comfort Cooled Fresh Air	Central Supply	49	0	Positive	H14	n/a	41	200	n/a	None	A	80	Automatic Controls	Floor 0m
2-L2-039		Single Room 20	1	Isolation Bedroom	28	21	Adjacent Space Transfer Air	BMS Adjustable Sensor	Yes	Comfort Cooled Fresh Air	Supply via lobby	10	10 via the ensuite	Balanced	H14	n/a	41	100	5	300	A	80	Switch / Dimmer	Bed / Trolley 1.45m
2-L2-040		Room 20 - Ensuite	1	Isolation Shower Room Ensuite	28	20	Adjacent Space Transfer Air	None	No	None	Dirty Extract	0	49	Negative	None	n/a	41	150 (KNX)	n/a	None	A	80	Automatic Controls	Floor 0m
2-L2-041		Single Room 2	1	Bedroom	28	18	Radiant Panels	Remote Sensor Adj.	Yes	Comfort Cooled Fresh Air	Natural & Central Supply Air	4	via ensuite	Balanced	F7	43	41	100	5	300	A	80	Switch / Dimmer	Bed / Trolley 1.45m
2-L2-042		Room 2 - Ensuite	1	Bathroom	28	20	Adjacent Space Transfer Air	None	No	None	Central Dirty Extract	0	Minimum 10	Negative	None	n/a	41	200	n/a	None	A	80	Automatic Controls	Floor 0m
2-L2-043		Single Room 1	1	Bedroom	28	18	Radiant Panels	Remote Sensor Adj.	Yes	Comfort Cooled Fresh Air	Natural & Central Supply Air	4	via ensuite	Balanced	F7	43	41	100	5	300	A	80	Switch / Dimmer	Bed / Trolley 1.45m
2-L2-044		Room 1 - Ensuite	1	Bathroom	28	20	Radiant Panels	Remote Sensor Adj.	No	None	Central Dirty Extract	0	Minimum 10	Negative	None	43	41	200	n/a	None	A	80	Automatic Controls	Floor 0m
2-L2-045		Touchdown Base 1	8	staff base	28	18	Radiant Panels	Remote Sensor Adj.	Yes	Comfort Cooled Fresh Air	Central Supply Air	2 people at 10l/s/per person (13ach)	0	Positive	F7	43	n/a	200/300	n/a	1000	A	80	Switch / Dimmer	General working plane 1m
2-L2-046		Single Room 18	1	Bedroom	28	18	Radiant Panels	Remote Sensor Adj.	Yes	Comfort Cooled Fresh Air	Natural & Central Supply Air	4	via ensuite	Balanced	F7	43	41	100	5	300	A	80	Switch / Dimmer	Bed / Trolley 1.45m
2-L2-047		Room 18 - Ensuite	1	Bathroom	28	20	Adjacent Space Transfer Air	None	No	None	Central Dirty Extract	0	Minimum 10	Negative	None	n/a	41	200	n/a	None	A	80	Automatic Controls	Floor 0m
2-L2-048		Single Room 19	1	Bedroom	28	18	Radiant Panels	Remote Sensor Adj.	Yes	Comfort Cooled Fresh Air	Natural & Central Supply Air	4	via ensuite	Balanced	F7	43	41	100	5	300	A	80	Switch / Dimmer	Bed / Trolley 1.45m
2-L2-049		Room 19 - Ensuite	1	Bathroom	28	20	Radiant Panels	Remote Sensor Adj.	No	None	Central Dirty Extract	0	Minimum 10	Negative	None	43	41	200	n/a	None	A	80	Automatic Controls	Floor 0m
2-L2-050		Single Room 3	1	Bedroom	28	18	Radiant Panels	Remote Sensor Adj.	Yes	Comfort Cooled Fresh Air	Natural & Central Supply Air	4	via ensuite	Balanced	F7	43	41	100	5	300	A	80	Switch / Dimmer	Bed / Trolley 1.45m
2-L2-051		Room 3 - Ensuite	1	Bathroom	28	20	Radiant Panels	Remote Sensor Adj.	No	None	Central Dirty Extract	0	Minimum 10	Negative	None	43	41	200	n/a	None	A	80	Automatic Controls	Floor 0m
2-L2-052		Clean Utility	1	Clean Utility	28	18	Radiant Panels	Remote Sensor Adj.	Yes	Comfort Cooled Fresh Air	Central Supply Air	6	0	Positive	F7	43	41	150	n/a	None	A	80	Automatic Controls	General working plane 1m
2-L2-053		Interview Room	1	Meeting Room	25	18	Radiant Panels	Remote Sensor Adj.	Yes	Comfort Cooled Fresh Air	Central Supply and Extract	4 people at 10 l/s per person (6ach)	4 people at 10 l/s per person (6ach)	Balanced	F7	43	n/a	300	n/a	None	A	80	Switch	Desk 0.75 to 0.85m
2-L2-054		Dirty Utility	1	Dirty utility	28	18	Adjacent Space Transfer Air	None	No	None	Central Dirty Extract	0	6	Negative	None	n/a	41	200	n/a	None	A	80	Automatic Controls	Floor 0m

Room No.	Department	Room Name	Qty	Room Function	Temp (max)	Temp (min)	Heating Type	Heating Control	Cooling (present)	Cooling (type)	Ventilation (type)	Supply (ac/hr)	Extract (ac/hr)	Relative pressure	Min filtration	Surface temp	Water temp	Normal lux	Night lux	Local lux	Standby grade	Colour render	Control	Plane
2-L2-055		Sitting Room	1	Common room/staff room/lounge	28	18	Radiant Panels	Remote Sensor Adj.	Yes	Comfort Cooled Fresh Air	Central Supply and Extract	6	8	Negative	F7	43	n/a	300	n/a	None	A	80	Switch	Floor 0m
2-L2-056		Senior Charge Nurse Office	1	Cellular / Ward Offices	28	18	Radiant Panels	Remote Sensor Adj.	Yes	Wall Mounted Unit	Central Supply and Extract	3 people at 10 l/s per person (4ach)	3 people at 10 l/s per person (4ach)	Balanced	F7	43	n/a	300	n/a	None	A	80	Switch	Desk 0.75 to 0.85m
2-L2-057		Multi-disciplinary Office	1	Multi Disciplinary Work Areas	28	18	Radiant Panels	Remote Sensor Adj.	Yes	Ceiling Cassette - Chilled Water	Central Supply and Extract	4	3	Positive	F7	43	n/a	300	n/a	None	A	80	Switch	Desk 0.75 to 0.85m
2-L2-058		Store	1	Storage Area Equipment	28	16	Radiant Panels	Remote Sensor Adj.	No	None	Central General Extract	0	3	Negative	None	43	n/a	200	n/a	None	A	80	Automatic Controls	Floor 0m
2-L2-059		Hoist Bay	3	Circulation Equipment Storage Bays	28	16	Adjacent Space Transfer	None	No	None	Central General Extract	0	8	Negative	None	n/a	n/a	200	n/a	None	A	80	Automatic Controls	Floor 0m
2-L2-060		WC: Staff	1	Toilet	28	18	Adjacent Space Transfer Air	None	No	None	Central Dirty Extract	0	10	Negative	None	n/a	41	200	n/a	None	A	80	Automatic Controls	Floor 0m
2-L2-061		WC: Staff	1	Toilet	28	18	Adjacent Space Transfer Air	None	No	None	Central Dirty Extract	0	10	Negative	None	n/a	41	200	n/a	None	A	80	Automatic Controls	Floor 0m
2-L2-062		Ward Kitchen	1	Ward Kitchen	28	18	Radiant Panels	Remote Sensor Adj.	Yes	Ceiling Cassette - Chilled Water	Central General Extract	0	6	Negative	None	43	60	500	n/a	None	A	80	Switch	General working plane 1m
2-L2-063		Touchdown Base 6	7	staff base	28	18	Radiant Panels	Remote Sensor Adj.	Yes	Comfort Cooled Fresh Air	Central Supply Air	2 people at 10l/s/per person (13ach)	0	Positive	F7	43	n/a	200/300	n/a	1000	A	80	Switch / Dimmer	General working plane 1m
2-L2-064		Mobile X-Ray Bay	1	Circulation Equipment Storage Bays	28	16	Adjacent Space Transfer Air	None	No	None	Central General Extract	0	3	n/a	None	n/a	n/a	200	n/a	None	A	80	Automatic Controls	Floor 0m
2-L2-065		WC: Staff	1	Toilet	28	18	Adjacent Space Transfer Air	None	No	None	Central Dirty Extract	0	10	Negative	None	n/a	41	200	n/a	None	A	80	Automatic Controls	Floor 0m
2-L2-066		WC: Staff	1	Toilet	28	18	Adjacent Space Transfer Air	None	No	None	Central Dirty Extract	0	10	Negative	None	n/a	41	200	n/a	None	A	80	Automatic Controls	Floor 0m
2-L2-067		Clinical Supplies Store	1	Storage Area Equipment	28	16	Adjacent Space Transfer Air	None	No	None	Central General Extract	0	3	Negative	None	n/a	n/a	200	n/a	None	A	80	Automatic Controls	Floor 0m
2-L2-068		WC: Independent Wheelchair	1	Toilet	28	18	Adjacent Space Transfer Air	None	No	None	Central Dirty Extract	0	10	Negative	None	n/a	41	200	n/a	None	A	80	Automatic Controls	Floor 0m
2-L2-069		Teaching Room	1	Classroom	28	18	Radiant Panels	Remote Sensor Adj.	Yes	Ceiling Cassette - Chilled Water	Central Supply and Extract	9 people at 10 l/s per person (6ach)	9 people at 10 l/s per person (6ach)	Balanced	F7	43	n/a	300	n/a	None	A	80	Switch	Desk 0.75 to 0.85m
2-L2-070		Disposal Hold	1	Disposal Hold	28	16	Adjacent Space Transfer Air	None	No	None	Central Dirty Extract	0	6	Negative	None	n/a	n/a	200	n/a	None	A	80	Automatic Controls	Floor 0m
2-L2-071		WC:Ambulant	1	Toilet	28	18	Adjacent Space Transfer Air	None	No	None	Central Dirty Extract	0	10	Negative	None	n/a	41	200	n/a	None	A	80	Automatic Controls	Floor 0m
2-L2-072		WC: Ambulant	1	Toilet	28	18	Adjacent Space Transfer Air	None	No	None	Central Dirty Extract	0	10	Negative	None	n/a	41	200	n/a	None	A	80	Automatic Controls	Floor 0m
2-L2-073		Reception	1	Reception	28	18	Adjacent Space Transfer Air	None	Yes	Wall Mounted Unit	Central Supply and Extract	1 people at 10l/s/per person (4ach)	1 people at 10l/s/per person (4ach)	Balanced	F7	n/a	n/a	300	n/a	None	A	80	None	Desk 0.75 to 0.85m
2-L2-074		Waiting Area	1	Waiting Room	28	18	Radiant Panels	Remote Sensor Adj.	Yes	Comfort Cooled Fresh Air	Central Supply and Extract	9 people at 10l/s/per person (7ach)	9 people at 10l/s/per person (7ach)	Balanced	F7	43	n/a	300	n/a	None	A	80	Switch	Floor 0m
2-L2-075		Multi-disciplinary Office	1	Multi Disciplinary Work Areas	28	18	Radiant Panels	Remote Sensor Adj.	Yes	Ceiling Cassette - Chilled Water	Central Supply and Extract	4	3	Positive	F7	43	n/a	300	n/a	None	A	80	Switch	Desk 0.75 to 0.85m
2-L2-076		Senior Charge Nurse Office	1	Cellular / Ward Offices	28	18	Radiant Panels	Remote Sensor Adj.	Yes	Ceiling Cassette - Chilled Water	Central Supply and Extract	3 people at 10l/s/per person (4ach)	3 people at 10l/s/per person (4ach)	Balanced	F7	43	n/a	300	n/a	None	A	80	Switch	Desk 0.75 to 0.85m
2-L2-077	L2	DCN Inpatients - 43 Beds	1	Meeting Room	25	18	Radiant Panels	Remote Sensor Adj.	Yes	Ceiling Cassette - Chilled Water	Central Supply and Extract	4 people at 10 l/s per person (6ach)	4 people at 10 l/s per person (6ach)	Balanced	F7	43	n/a	300	n/a	None	A	80	Switch	Desk 0.75 to 0.85m
2-L2-078			1	Ward Kitchen	28	18	Adjacent Space Transfer Air	None	No	None	Central General Extract	0	6	Negative	None	n/a	60	500	n/a	None	A	80	Switch	General working plane 1m
2-L2-079			1	Clean Utility	28	18	Radiant Panels	Remote Sensor Adj.	Yes	Comfort Cooled Fresh Air	Central Supply Air	6	0	Positive	F7	43	41	150	n/a	None	A	80	Automatic Controls	General working plane 1m
2-L2-080			1	Bathroom	28	20	Radiant Panels	Remote Sensor Adj.	No	None	Central Dirty Extract	0	10	Negative	None	43	41	200	n/a	None	A	80	Switch	Floor 0m
2-L2-081			1	Common room/staff room/lounge	28	18	Radiant Panels	Remote Sensor Adj.	Yes	Comfort Cooled Fresh Air	Central Supply and Extract	6	8	Negative	F7	43	n/a	300	n/a	None	A	80	Switch	Floor 0m
2-L2-082			1	Bedroom	28	18	Radiant Panels	Remote Sensor Adj.	Yes	Comfort Cooled Fresh Air	Natural & Central Supply Air	4	via ensuite	Balanced	F7	43	41	100	5	300	A	80	Switch / Dimmer	Bed / Trolley 1.45m
2-L2-083			1	Bathroom	28	20	Radiant Panels	Remote Sensor Adj.	No	None	Central Dirty Extract	0	10	Negative	None	43	41	200	n/a	None	A	80	Automatic Controls	Floor 0m
2-L2-084			1	Bedroom	28	18	Radiant Panels	Remote Sensor Adj.	Yes	Comfort Cooled Fresh Air	Natural & Central Supply Air	4	via ensuite	Balanced	F7	43	41	100	5	300	A	80	Switch / Dimmer	Bed / Trolley 1.45m
2-L2-085			1	Bathroom	28	20	Radiant Panels	Remote Sensor Adj.	No	None	Central Dirty Extract	0	10	Negative	None	43	41	200	n/a	None	A	80	Automatic Controls	Floor 0m
2-L2-086			1	Staff base	28	18	Adjacent Space Transfer Air	None	Yes	Comfort Cooled Fresh Air	Central Supply and Extract	2 people at 10l/s/per person (13ach)	2 people at 10l/s per person	Balanced	F7	n/a	n/a	200/300	n/a	1000	A	80	Switch / Dimmer	General working plane 1m
2-L2-087			1	Bedroom	28	18	Radiant Panels	Remote Sensor Adj.	Yes	Comfort Cooled Fresh Air	Natural & Central Supply Air	4	via ensuite	Balanced	F7	43	41	100	5	300	A	80	Switch / Dimmer	Bed / Trolley 1.45m
2-L2-088			1	Bathroom	28	20	Radiant Panels	Remote Sensor Adj.	No	None	Central Dirty Extract	0	Minimum 10	Negative	None	43	41	200	n/a	None	A	80	Automatic Controls	Floor 0m
2-L2-089			1	Circulation Equipment Storage Bays	28	16	Adjacent Space Transfer	None	No	None	Central General Extract	0	3	Negative	None	n/a	n/a	200	n/a	None	A	80	Automatic Controls	Floor 0m
2-L2-090			1	Bedroom	28	18	Radiant Panels	Remote Sensor Adj.	Yes	Comfort Cooled Fresh Air	Natural & Central Supply Air	4	via ensuite	Balanced	F7	43	41	100	5	300	A	80	Switch / Dimmer	Bed / Trolley 1.45m
2-L2-091			1	Bathroom	28	20	Adjacent Space Transfer Air	None	No	None	Central Dirty Extract	0	Minimum 10	Negative	None	n/a	41	200	n/a	None	A	80	Automatic Controls	Floor 0m
2-L2-092			1	Bedroom	28	18	Radiant Panels	Remote Sensor Adj.	Yes	Comfort Cooled Fresh Air	Natural & Central Supply Air	4	via ensuite	Balanced	F7	43	41	100	5	300	A	80	Switch / Dimmer	Bed / Trolley 1.45m
2-L2-093			1	Bathroom	28	20	Radiant Panels	Remote Sensor Adj.	No	None	Central Dirty Extract	0	Minimum 10	Negative	None	43	41	200	n/a	None	A	80	Automatic Controls	Floor 0m
2-L2-094			1	Bedroom	28	18	Radiant Panels	Remote Sensor Adj.	Yes	Comfort Cooled Fresh Air	Natural & Central Supply Air	4	via ensuite	Balanced	F7	43	41	100	5	300	A	80	Switch / Dimmer	Bed / Trolley 1.45m
2-L2-095			1	Bathroom	28	20	Adjacent Space Transfer Air	None	No	None	Central Dirty Extract	0	Minimum 10	Negative	None	n/a	41	200	n/a	None	A	80	Automatic Controls	Floor 0m
2-L2-096			1	Bathroom	28	20	Radiant Panels	Remote Sensor Adj.	No	None	Central Dirty Extract	0	Minimum 10	Negative	None	43	41	200	n/a	None	A	80	Automatic Controls	Floor 0m
2-L2-097			1	Bedroom	28	18	Radiant Panels	Remote Sensor Adj.	Yes	Comfort Cooled Fresh Air	Natural & Central Supply Air	4	via ensuite	Balanced	F7	43	41	100	5	300	A	80	Switch / Dimmer	Bed / Trolley 1.45m
2-L2-098			1	Circulation Equipment Storage Bays	28	16	Adjacent Space Transfer	None	No	None	Central General Extract	0	3	Negative	None	n/a	n/a	200	n/a	None	A	80	Automatic Controls	Floor 0m
2-L2-099			1	Resus Trolley bay	28	16	Adjacent Space Transfer	None	No	None	Central General Extract	0	3	Negative	None	n/a	n/a	200	n/a	None	A	80	Automatic Controls	Floor 0m

RHSC / DCN Environmental Matrix

Room No.	Department	Room Name	Qty	Room Function	Temp (max)	Temp (min)	Heating Type	Heating Control	Cooling (present)	Cooling (type)	Ventilation (type)	Supply (ac/hr)	Extract (ac/hr)	Relative pressure	Min filtration	Surface temp	Water temp	Normal lux	Night lux	Local lux	Standby grade	Colour render	Control	Plane
2-L2-100		Touchdown Base 5	1	staff base	28	18	Radiant Panels	Remote Sensor Adj.	Yes	Comfort Cooled Fresh Air	Central Supply Air & Extract	2 people at 10l/s/per person (13ach)	2 people at 10l/s/per person (13ach)	Balanced	F7	43	n/a	200/300	n/a	1000	A	80	Switch / Dimmer	General working plane 1m
2-L2-101		Touchdown Base 4	1	staff base	28	18	Radiant Panels	Remote Sensor Adj.	Yes	Comfort Cooled Fresh Air	Central Supply & Extract	2 people at 10l/s/per person (13ach)	2 people at 10l/s/per person (13ach)	Balanced	F7	43	n/a	200/300	n/a	1000	A	80	Switch / Dimmer	General working plane 1m
2-L2-102		Single Room 22	1	Bedroom	28	18	Radiant Panels	Remote Sensor Adj.	Yes	Comfort Cooled Fresh Air	Natural & Central Supply Air	4	via ensuite	Balanced	F7	43	41	100	5	300	A	80	Switch / Dimmer	Bed / Trolley 1.45m
2-L2-103		Room 22 - Ensuite	1	Bathroom	28	20	Adjacent Space Transfer Air	None	No	None	Central Dirty Extract	0	Minimum 10	Negative	None	n/a	41	200	n/a	None	A	80	Automatic Controls	Floor 0m
2-L2-104		Single Room 21	1	Bedroom	28	18	Radiant Panels	Remote Sensor Adj.	Yes	Comfort Cooled Fresh Air	Natural & Central Supply Air	4	via ensuite	Balanced	F7	43	41	100	5	300	A	80	Switch / Dimmer	Bed / Trolley 1.45m
2-L2-105		Room 21 - Ensuite	1	Bathroom	28	20	Radiant Panels	Remote Sensor Adj.	No	None	Central Dirty Extract	0	Minimum 10	Negative	None	43	41	200	n/a	None	A	80	Automatic Controls	Floor 0m
2-L2-106		Single Room 9	1	Bedroom	28	18	Radiant Panels	Remote Sensor Adj.	Yes	Comfort Cooled Fresh Air	Natural & Central Supply Air	4	via ensuite	Balanced	F7	43	41	100	5	300	A	80	Switch / Dimmer	Bed / Trolley 1.45m
2-L2-107		Room 9 - Ensuite	1	Bathroom	28	20	Radiant Panels	Remote Sensor Adj.	No	None	Central Dirty Extract	0	Minimum 10	Negative	None	43	41	200	n/a	None	A	80	Automatic Controls	Floor 0m
2-L2-108		Single Room 8	1	Bedroom	28	18	Radiant Panels	Remote Sensor Adj.	Yes	Comfort Cooled Fresh Air	Natural & Central Supply Air	4	via ensuite	Balanced	F7	43	41	100	5	300	A	80	Switch / Dimmer	Bed / Trolley 1.45m
2-L2-109		Room 8 - Ensuite	1	Bathroom	28	20	Adjacent Space Transfer Air	None	No	None	Central Dirty Extract	0	Minimum 10	Negative	None	n/a	41	200	n/a	None	A	80	Automatic Controls	Floor 0m
2-L2-110		Room 20 - Ensuite	1	Bathroom	28	20	Adjacent Space Transfer Air	None	No	None	Central Dirty Extract	0	Minimum 10	Negative	None	n/a	41	200	n/a	None	A	80	Automatic Controls	Floor 0m
2-L2-111		Single Room 20	1	Bedroom	28	18	Radiant Panels	Remote Sensor Adj.	Yes	Comfort Cooled Fresh Air	Natural & Central Supply Air	4	via ensuite	Balanced	F7	43	41	100	5	300	A	80	Switch / Dimmer	Bed / Trolley 1.45m
2-L2-112		Hoist Bay	1	Circulation Equipment Storage Bays	28	16	Adjacent Space Transfer	None	No	None	Central General Extract	0	3	Negative	None	n/a	n/a	200	n/a	None	A	80	Automatic Controls	Floor 0m
2-L2-113		Single Room 19	1	Bedroom	28	18	Radiant Panels	Remote Sensor Adj.	Yes	Comfort Cooled Fresh Air	Natural & Central Supply Air	4	via ensuite	Balanced	F7	43	41	100	5	300	A	80	Switch / Dimmer	Bed / Trolley 1.45m
2-L2-114		Room 19 - Ensuite	1	Bathroom	28	20	Adjacent Space Transfer Air	None	No	None	Central Dirty Extract	0	Minimum 10	Negative	None	n/a	41	200	n/a	None	A	80	Automatic Controls	Floor 0m
2-L2-115		Touchdown Base 3	1	staff base	28	18	Radiant Panels	Remote Sensor Adj.	Yes	Comfort Cooled Fresh Air	Central Supply Air	2 people at 10l/s/per person (13ach)	0	Positive	F7	43	n/a	200/300	n/a	1000	A	80	Switch / Dimmer	General working plane 1m
2-L2-117		Single Room 7	1	Bedroom	28	18	Radiant Panels	Remote Sensor Adj.	Yes	Comfort Cooled Fresh Air	Natural & Central Supply Air	4	via ensuite	Balanced	F7	43	41	100	5	300	A	80	Switch / Dimmer	Bed / Trolley 1.45m
2-L2-118		Room 7 - Ensuite	1	Bathroom	28	20	Radiant Panels	Remote Sensor Adj.	No	None	Central Dirty Extract	0	Minimum 10	Negative	None	43	41	200	n/a	None	A	80	Automatic Controls	Floor 0m
2-L2-119		Single Room 6	1	Bedroom	28	18	Radiant Panels	Remote Sensor Adj.	Yes	Comfort Cooled Fresh Air	Natural & Central Supply Air	4	via ensuite	Balanced	F7	43	41	100	5	300	A	80	Switch / Dimmer	Bed / Trolley 1.45m
2-L2-120		Room 6 - Ensuite	1	Bathroom	28	20	Adjacent Space Transfer Air	None	No	None	Central Dirty Extract	0	Minimum 10	Negative	None	n/a	41	200	n/a	None	A	80	Automatic Controls	Floor 0m
2-L2-121		Single Room 18	1	Bedroom	28	18	Radiant Panels	Remote Sensor Adj.	Yes	Comfort Cooled Fresh Air	Natural & Central Supply Air	4	via ensuite	Balanced	F7	43	41	100	5	300	A	80	Switch / Dimmer	Bed / Trolley 1.45m
2-L2-122		Room 18 - Ensuite	1	Bathroom	28	20	Radiant Panels	Remote Sensor Adj.	No	None	Central Dirty Extract	0	Minimum 10	Negative	None	43	41	200	n/a	None	A	80	Automatic Controls	Floor 0m
2-L2-123		Single Room 5	1	Bedroom	28	18	Radiant Panels	Remote Sensor Adj.	Yes	Comfort Cooled Fresh Air	Natural & Central Supply Air	4	via ensuite	Balanced	F7	43	41	100	5	300	A	80	Switch / Dimmer	Bed / Trolley 1.45m
2-L2-124		Room 5 - Ensuite	1	Bathroom	28	20	Adjacent Space Transfer Air	None	No	None	Central Dirty Extract	0	Minimum 10	Negative	None	n/a	41	200	n/a	None	A	80	Automatic Controls	Floor 0m
2-L2-125		Single Room 4	1	Bedroom	28	18	Radiant Panels	Remote Sensor Adj.	Yes	Comfort Cooled Fresh Air	Natural & Central Supply Air	4	via ensuite	Balanced	F7	43	41	100	5	300	A	80	Switch / Dimmer	Bed / Trolley 1.45m
2-L2-126		Room 4 - Ensuite	1	Bathroom	28	20	Radiant Panels	Remote Sensor Adj.	No	None	Central Dirty Extract	0	Minimum 10	Negative	None	43	41	200	n/a	None	A	80	Automatic Controls	Floor 0m
2-L2-127		Dirty Utility	1	Dirty utility	28	18	Adjacent Space Transfer Air	None	No	None	Central Dirty Extract	0	6	Negative	None	n/a	41	200	n/a	None	A	80	Automatic Controls	Floor 0m
2-L2-128		DSR	1	DSR	28	18	Adjacent Space Transfer Air	None	No	None	Central Dirty Extract	0	6	Negative	None	n/a	60	100	n/a	None	A	80	Automatic Controls	Floor 0m
2-L2-129		Touchdown Base 2	1	Staff base	28	18	Radiant Panels	Remote Sensor Adj.	Yes	Comfort Cooled Fresh Air	Central Supply Air	2 people at 10l/s/per person (13ach)	0	Positive	F7	43	n/a	200/300	n/a	1000	A	80	Switch / Dimmer	General working plane 1m
2-L2-130		Single Room 3	1	Bedroom	28	18	Radiant Panels	Remote Sensor Adj.	Yes	Comfort Cooled Fresh Air	Natural & Central Supply Air	4	via ensuite	Balanced	F7	43	41	100	5	300	A	80	Switch / Dimmer	Bed / Trolley 1.45m
2-L2-131		Room 3 - Ensuite	1	Bathroom	28	20	Adjacent Space Transfer Air	None	No	None	Central Dirty Extract	0	Minimum 10	Negative	None	n/a	41	200	n/a	None	A	80	Automatic Controls	Floor 0m
2-L2-132		Single Room 2	1	Bedroom	28	18	Radiant Panels	Remote Sensor Adj.	Yes	Comfort Cooled Fresh Air	Natural & Central Supply Air	4	via ensuite	Balanced	F7	43	41	100	5	300	A	80	Switch / Dimmer	Bed / Trolley 1.45m
2-L2-133		Room 2 - Ensuite	1	Bathroom	28	20	Radiant Panels	Remote Sensor Adj.	No	None	Central Dirty Extract	0	Minimum 10	Negative	None	43	41	200	n/a	None	A	80	Automatic Controls	Floor 0m
2-L2-134		Room 1 Lobby	1	Isolation Lobby	28	21	Warm Air - Reheat Battery	Local / BMS Adjustable Sensor	Yes	Comfort Cooled Fresh Air	Central Supply	47	0	Positive	H14	n/a	41	200	n/a	None	A	80	Automatic Controls	Floor 0m
2-L2-135		Single Room 1	1	Isolation Bedroom	28	21	Adjacent Space Transfer Air	BMS Adjustable Sensor	Yes	Comfort Cooled Fresh Air	Supply via lobby	10	10 via the ensuite	Balanced	H14	n/a	41	100	5	300	A	80	Switch / Dimmer	Bed / Trolley 1.45m
2-L2-136		Room 1 - Ensuite	1	Isolation Shower Room Ensuite	28	20	Adjacent Space Transfer Air	None	No	None	Dirty Extract	0	47	Negative	None	n/a	41	150 (KNX)	n/a	None	A	80	Automatic Controls	Floor 0m
2-L2-137		Touchdown Base 1	1	Staff base	28	18	Radiant Panels	Remote Sensor Adj.	Yes	Comfort Cooled Fresh Air	Central Supply Air	2 people at 10l/s/per person (13ach)	0	Positive	F7	43	n/a	200/300	n/a	1000	A	80	Switch / Dimmer	General working plane 1m
2-L2-138		Room 16 - Ensuite	1	Bathroom	28	20	Radiant Panels	Remote Sensor Adj.	No	None	Central Dirty Extract	0	Minimum 10	Negative	None	43	41	200	n/a	None	A	80	Automatic Controls	Floor 0m
2-L2-139		Single Room 16	1	Bedroom	28	18	Radiant Panels	Remote Sensor Adj.	Yes	Comfort Cooled Fresh Air	Natural & Central Supply Air	4	via ensuite	Balanced	F7	43	41	100	5	300	A	80	Switch / Dimmer	Bed / Trolley 1.45m
2-L2-140		Single Room 15	1	Bedroom	28	18	Radiant Panels	Remote Sensor Adj.	Yes	Comfort Cooled Fresh Air	Natural & Central Supply Air	4	via ensuite	Balanced	F7	43	41	100	5	300	A	80	Switch / Dimmer	Bed / Trolley 1.45m
2-L2-141		Room 15 - Ensuite	1	Bathroom	28	20	Adjacent Space Transfer Air	None	No	None	Central Dirty Extract	0	Minimum 10	Negative	None	n/a	41	200	n/a	None	A	80	Automatic Controls	Floor 0m
2-L2-142		Single Room 17	1	Bedroom	28	18	Radiant Panels	Remote Sensor Adj.	Yes	Comfort Cooled Fresh Air	Central Supply and Extract	6	6 via bedroom & ensuite	Balanced	F7	43	41	100	5	300	A	80	Switch / Dimmer	Bed / Trolley 1.45m
2-L2-143		Room 17 - Ensuite	1	Bathroom	28	20	Adjacent Space Transfer Air	None	No	None	Central Dirty Extract	0	10	Negative	None	n/a	41	200	n/a	None	A	80	Automatic Controls	Floor 0m
2-L2-144		Linen Bay	1	Linen Bay	28	16	Adjacent Space Transfer	None	No	None	None	0	0	n/a	None	n/a	n/a	100 (KNX)	n/a	None	A	80	Automatic Controls	Floor 0m
2-L2-152		Physical Measure	1	Consulting Room	25	18	Radiant Panels	Remote Sensor Adj.	Yes	Comfort Cooled Fresh Air	Central Supply and Extract	3	3	Balanced	F7	43	n/a	300	n/a	1000	A	80	Switch	Bed / Trolley 1.45m
2-L2-153		Store	1	Store	28	18	Adjacent Space Transfer Air	None	No	None	Central General Extract	0	3	Negative	None	n/a	n/a	200/300	n/a	None	A	80	Automatic Controls	Floor 0m

RHSC / DCN Environmental Matrix

Room No.	Department		Room Name	Qty	Room Function	Temp (max)	Temp (min)	Heating Type	Heating Control	Cooling (present)	Cooling (type)	Ventilation (type)	Supply (ac/hr)	Extract (ac/hr)	Relative pressure	Min filtration	Surface temp	Water temp	Normal lux	Night lux	Local lux	Standby grade	Colour render	Control	Plane
2-L2-001			Corridor	1	Corridor	28	18	Radiant Panels	Remote Sensor Adj.	No	None	None	0	0	n/a	None	43	41	200	n/a	None	A	80	Automatic Controls	Floor 0m
2-L2-145			Corridor	1	Corridor	28	18	Radiant Panels	Remote Sensor Adj.	No	None	None	0	0	n/a	None	43	41	200	n/a	None	A	80	Automatic Controls	Floor 0m
2-L2-146			Corridor	1	Corridor	28	18	Radiant Panels	Remote Sensor Adj.	No	None	None	0	0	n/a	None	43	n/a	200	n/a	None	A	80	Automatic Controls	Floor 0m
2-L2-147			Corridor	1	Corridor	28	18	Radiant Panels	Remote Sensor Adj.	No	None	None	0	0	n/a	None	43	n/a	200	n/a	None	A	80	Automatic Controls	Floor 0m
2-L2-148			Corridor	1	Corridor	28	18	Radiant Panels	Remote Sensor Adj.	No	None	None	0	0	n/a	None	43	n/a	200	n/a	None	A	80	Automatic Controls	Floor 0m
2-L2-151			Corridor	1	Corridor	28	18	Radiant Panels	Remote Sensor Adj.	No	None	None	0	0	n/a	None	43	n/a	200	n/a	None	A	80	Automatic Controls	Floor 0m
2-L2-149			Switch Cup	1	Switch Cup	Not Controlled	Not Controlled	None	None	No	None	None	0	0	n/a	None	n/a	n/a	100	n/a	None	A	80	Automatic Controls	Floor 0m
2-L2-150			Switch Cup	1	Switch Cup	Not Controlled	Not Controlled	None	None	No	None	None	0	0	n/a	None	n/a	n/a	100	n/a	None	A	80	Automatic Controls	Floor 0m
2-L2-154			Switch Cup	1	Switch Cup	Not Controlled	Not Controlled	None	None	No	None	None	0	0	n/a	None	n/a	n/a	100	n/a	None	A	80	Automatic Controls	Floor 0m
G-M1-002			Consulting Room 1 (PreAssessment)	1	Consulting Room	25	18	Radiant Panels	Remote Sensor Adj.	Yes	Ceiling Cassette - Chilled Water	Central Supply and Extract	3	3	Balanced	F7	43	41	300	n/a	1000	A	80	Switch	Bed / Trolley 1.45m
G-M1-003			Consulting Room 2 (PreAssessment)	1	Consulting Room	25	18	Radiant Panels	Remote Sensor Adj.	Yes	Ceiling Cassette - Chilled Water	Central Supply and Extract	3	3	Balanced	F7	43	41	300	n/a	1000	A	80	Switch	Bed / Trolley 1.45m
G-M1-004			Staff Base	1	Staff base	28	18	Radiant Panels	Remote Sensor Adj.	No	None	Central Supply and Extract	1 person at 10l/s/per person (7ach)	1 person at 10l/s/per person (7ach)	Balanced	F7	43	n/a	200/300	n/a	1000	A	80	Switch / Dimmer	Desk 0.75 to 0.85m
G-M1-005			WC - Wheelchair accessible	1	Toilet	28	18	Adjacent Space Transfer Air	None	No	None	Central Dirty Extract	0	10	Negative	None	n/a	41	200	n/a	None	A	80	Automatic Controls	Floor 0m
G-M1-006			Linen Bay	1	Linen Bay	28	16	Adjacent Space Transfer	None	No	None	None	0	0	n/a	None	n/a	n/a	100	n/a	None	A	80	Automatic Controls	Floor 0m
G-M1-007			Consulting Room 3 (PreAssessment)	1	Consulting Room	25	18	Radiant Panels	Remote Sensor Adj.	Yes	Ceiling Cassette - Chilled Water	Central Supply and Extract	3	3	Balanced	F7	43	41	300	n/a	1000	A	80	Switch	Bed / Trolley 1.45m
G-M1-008			Physical Measurement	1	Consulting Room	25	18	Radiant Panels	Remote Sensor Adj.	Yes	Comfort Cooled Fresh Air	Central Supply and Extract	3	3	Balanced	F7	43	n/a	300	n/a	1000	A	80	Switch	General working plane 1m
G-M1-009			Consulting Room 4 (PreAssessment)	1	Consulting Room	25	18	Radiant Panels	Remote Sensor Adj.	Yes	Ceiling Cassette - Chilled Water	Central Supply and Extract	3	3	Balanced	F7	43	41	300	n/a	1000	A	80	Switch	Bed / Trolley 1.45m
G-M1-010			Pre Op Clinic Team Office (3 person)	1	Cellular / Ward Offices	28	18	Radiant Panels	Remote Sensor Adj.	Yes	Comfort Cooled Fresh Air	Central Supply and Extract	6	4	Positive	F7	43	n/a	300	n/a	None	A	80	Switch	Desk 0.75 to 0.85m
G-M1-011			Consulting Room 1	1	Consulting Room	25	18	Radiant Panels	Remote Sensor Adj.	Yes	Ceiling Cassette - Chilled Water	Central Supply and Extract	3	3	Balanced	F7	43	41	300	n/a	1000	A	80	Switch	Bed / Trolley 1.45m
G-M1-012			Consulting Room 16	1	Consulting Room	25	18	Radiant Panels	Remote Sensor Adj.	Yes	Ceiling Cassette - Chilled Water	Central Supply and Extract	6	4	Positive	F7	43	41	300	n/a	1000	A	80	Switch	Bed / Trolley 1.45m
G-M1-013			Consulting Room 2	1	Consulting Room	25	18	Radiant Panels	Remote Sensor Adj.	Yes	Ceiling Cassette - Chilled Water	Central Supply and Extract	3	3	Balanced	F7	43	41	300	n/a	1000	A	80	Switch	Bed / Trolley 1.45m
G-M1-014			Consulting Room 15	1	Treatment Room	25	18	Radiant Panels	Remote Sensor Adj.	Yes	Wall Mounted Unit	Central Supply Air	10	0	Positive	F7	43	41	500	n/a	1000	A	90	Switch	Bed / Trolley 1.45m
G-M1-015			Consulting Room 3	1	Consulting Room	25	18	Radiant Panels	Remote Sensor Adj.	Yes	Ceiling Cassette - Chilled Water	Central Supply and Extract	3	3	Balanced	F7	43	41	300	n/a	1000	A	80	Switch	Bed / Trolley 1.45m
G-M1-016			Clean Utility	1	Clean Utility	28	18	Radiant Panels	Remote Sensor Adj.	Yes	Comfort Cooled Fresh Air	Central Supply Air	6	0	Positive	F7	43	41	150	n/a	None	A	80	Automatic Controls	General working plane 1m
G-M1-017			Consulting Room 4	1	Consulting Room	25	18	Radiant Panels	Remote Sensor Adj.	Yes	Ceiling Cassette - Chilled Water	Central Supply and Extract	3	3	Balanced	F7	43	41	300	n/a	1000	A	80	Switch	Bed / Trolley 1.45m
G-M1-018			Consulting Room 5	1	Consulting Room	25	18	Radiant Panels	Remote Sensor Adj.	Yes	Ceiling Cassette - Chilled Water	Central Supply and Extract	3	3	Balanced	F7	43	41	300	n/a	1000	A	80	Switch	Bed / Trolley 1.45m
G-M1-019			Consulting Room 6	1	Consulting Room	25	18	Radiant Panels	Remote Sensor Adj.	Yes	Ceiling Cassette - Chilled Water	Central Supply and Extract	3	3	Balanced	F7	43	41	300	n/a	1000	A	80	Switch	Bed / Trolley 1.45m
G-M1-020			Consulting Room 7	1	Consulting Room	25	18	Radiant Panels	Remote Sensor Adj.	Yes	Ceiling Cassette - Chilled Water	Central Supply and Extract	3	3	Balanced	F7	43	41	300	n/a	1000	A	80	Switch	Bed / Trolley 1.45m
G-M1-021			Consulting Room 8	1	Consulting Room	25	18	Radiant Panels	Remote Sensor Adj.	Yes	Ceiling Cassette - Chilled Water	Central Supply and Extract	3	3	Balanced	F7	43	41	300	n/a	1000	A	80	Switch	Bed / Trolley 1.45m
G-M1-022			Consulting Room 9	1	Consulting Room	25	18	Radiant Panels	Remote Sensor Adj.	Yes	Ceiling Cassette - Chilled Water	Central Supply and Extract	3	3	Balanced	F7	43	41	300	n/a	1000	A	80	Switch	Bed / Trolley 1.45m
G-M1-023			Consulting Room 10	1	Consulting Room	25	18	Radiant Panels	Remote Sensor Adj.	Yes	Ceiling Cassette - Chilled Water	Central Supply and Extract	3	3	Balanced	F7	43	41	300	n/a	1000	A	80	Switch	Bed / Trolley 1.45m
G-M1-024			Consulting Room 11	1	Consulting Room	25	18	Radiant Panels	Remote Sensor Adj.	Yes	Ceiling Cassette - Chilled Water	Central Supply and Extract	3	3	Balanced	F7	43	41	300	n/a	1000	A	80	Switch	Bed / Trolley 1.45m
G-M1-025			Consulting Room 12	1	Consulting Room	25	18	Radiant Panels	Remote Sensor Adj.	Yes	Ceiling Cassette - Chilled Water	Central Supply and Extract	3	3	Balanced	F7	43	41	300	n/a	1000	A	80	Switch	Bed / Trolley 1.45m
G-M1-027			Consulting Room 14	1	Consulting Room	25	18	Radiant Panels	Remote Sensor Adj.	Yes	Ceiling Cassette - Chilled Water	Central Supply and Extract	6	4	Positive	F7	43	41	300	n/a	1000	A	80	Switch	Bed / Trolley 1.45m
G-M1-028			Senior Charge Nurse Office	1	Dirty utility	28	18	Adjacent Space Transfer Air	None	No	None	Central Dirty Extract	0	6	Negative	None	n/a	41	200	n/a	None	A	80	Automatic Controls	Floor 0m
G-M1-029	M1	DCN Outpatients	Outpatients Management Office	1	Cellular / Ward Offices	28	18	Radiant Panels	Remote Sensor Adj.	Yes	Ceiling Cassette - Chilled Water	Central Supply and Extract	4	3	Positive	F7	43	n/a	300	n/a	None	A	80	Switch	Desk 0.75 to 0.85m
G-M1-031			Staff Base	1	Staff base	28	18	Adjacent Space Transfer Air	None	Yes	Comfort Cooled Fresh Air	Central Supply Air	1 person at 10l/s/per person (8ach)	0	Positive	F7	n/a	n/a	200/300	n/a	1000	A	80	Switch / Dimmer	Desk 0.75 to 0.85m
G-M1-032			Main Waiting	1	Waiting Room	28	18	Radiant Panels	Remote Sensor Adj.	Yes	Comfort Cooled Fresh Air	Central Supply and Extract	35 person at 10l/s/per person (8ach)	35 person at 10l/s/per person (8ach)	Balanced	F7	43	n/a	300	n/a	None	A	80	Switch	Floor 0m
G-M1-034			WC - Staff	1	Toilet	28	18	Adjacent Space Transfer Air	None	No	None	Central Dirty Extract	0	10	Negative	None	n/a	41	200	n/a	None	A	80	Automatic Controls	Floor 0m
G-M1-035			WC - Staff	1	Toilet	28	18	Adjacent Space Transfer Air	None	No	None	Central Dirty Extract	0	10	Negative	None	n/a	41	200	n/a	None	A	80	Automatic Controls	Floor 0m
G-M1-036			Staff Room	1	Common room/staff room/lounge	28	18	Radiant Panels	Remote Sensor Adj.	Yes	Comfort Cooled Fresh Air	Central Supply and Extract	6	8	Negative	F7	43	n/a	300	n/a	None	A	80	Switch	Floor 0m
G-M1-037			Store: Clinical Supplies, Equipment & Stationery	1	Storage Area Equipment	28	16	Radiant Panels	Remote Sensor Adj.	No	None	Central General Extract	0	3	Negative	None	43	n/a	200	n/a	None	A	80	Automatic Controls	Floor 0m
G-M1-038			Disposal Hold	1	Disposal Hold	28	16	Adjacent Space Transfer Air	None	No	None	Central Dirty Extract	0	6	Negative	None	n/a	n/a	200	n/a	None	A	80	Automatic Controls	Floor 0m
G-M1-039			WC Fully Accessible Changing Room	1	Changing Facilities	28	18	Radiant Panels	Remote Sensor Adj.	No	None	Central General Extract	0	10	Negative to corridor	None	43	41	100	n/a	None	A	80	Automatic Controls	Floor 0m
G-M1-040			Physical Measurement	1	Consulting Room	25	18	Radiant Panels	Remote Sensor Adj.	No	None	None	0	0	n/a	None	43	n/a	300	n/a	1000	A	80	Switch	General working plane 1m
G-M1-041			Store - Equipment / General	1	Storage Area Equipment	28	16	Adjacent Space Transfer Air	None	No	None	Central General Extract	0	3	Negative	None	n/a	n/a	200	n/a	None	A	80	Automatic Controls	Floor 0m
G-M1-042			Phlebotomy Room	1	Consulting Room	25	18	Radiant Panels	Remote Sensor Adj.	Yes	Ceiling Cassette - Chilled Water	Central Supply and Extract	2 people at 10 l/s per person (4ach)	2 people at 10 l/s per person (4ach)	Balanced	F7	43	41	300	n/a	1000	A	80	Switch	Bed / Trolley 1.45m
G-M1-043			Public Telephone Booth	1	Circulation Phone Booth	28	18	Adjacent Space Transfer	None	No	None	None	0	0	n/a	None	n/a	n/a	200	n/a	None	A	80	Automatic Controls	Floor 0m
G-M1-045			WC - Wheelchair accessible	1	Toilet	28	18	Adjacent Space Transfer Air	None	No	None	Central Dirty Extract	0	10	Negative	None	n/a	41	200	n/a	None	A	80	Automatic Controls	Floor 0m
G-M1-046			Medical Records Store	1	Cellular / Ward Offices	28	18	Radiant Panels	Remote Sensor Adj.	Yes	Comfort Cooled Fresh Air	Central Supply and Extract	4	3	Positive	F7	43	n/a	300	n/a	None	A	80	Automatic Controls	Desk 0.75 to 0.85m

Room No.	Department		Room Name	Qty	Room Function	Temp (max)	Temp (min)	Heating Type	Heating Control	Cooling (present)	Cooling (type)	Ventilation (type)	Supply (ac/hr)	Extract (ac/hr)	Relative pressure	Min filtration	Surface temp	Water temp	Normal lux	Night lux	Local lux	Standby grade	Colour render	Control	Plane
G-M1-047			Enquiry / Information Desk: 2 staff	1	Reception	28	18	Radiant Panels	Remote Sensor Adj.	Yes	Ceiling Cassette - Chilled Water	Central Supply and Extract	2 people at 10 l/s per person (2ach)	2 people at 10 l/s per person (2ach)	Balanced	F7	43	n/a	300	n/a	None	A	80	Switch	Desk 0.75 to 0.85m
G-M1-049			Patient Interview Room	1	Meeting Room	25	18	Radiant Panels	Remote Sensor Adj.	Yes	Comfort Cooled Fresh Air	Central Supply and Extract	4 people at 10 l/s per person (7ach)	4 people at 10 l/s per person (7ach)	Balanced	F7	43	n/a	300	n/a	None	A	80	Switch	Desk 0.75 to 0.85m
G-M1-050			DSR	1	DSR	28	18	Adjacent Space Transfer Air	None	No	None	Central Dirty Extract	0	6	Negative	None	n/a	60	100	n/a	None	A	80	Automatic Controls	Floor 0m
G-M1-051			Sub Waiting Area	1	Waiting Room	28	18	Radiant Panels	Remote Sensor Adj.	Yes	Ceiling Cassette - Chilled Water	Central Supply and Extract	9 people at 10 l/s per person (7ach)	9 people at 10 l/s per person (7ach)	Balanced	F7	43	n/a	300	n/a	None	A	80	Switch	Floor 0m
G-M1-001			Corridor	1	Corridor	28	18	Radiant Panels	Remote Sensor Adj.	No	None	None	0	0	n/a	None	43	n/a	200	n/a	None	A	80	Automatic Controls	Floor 0m
G-M1-026			Corridor	1	Corridor	28	18	Radiant Panels	Remote Sensor Adj.	No	None	None	0	0	n/a	None	43	n/a	200	n/a	None	A	80	Automatic Controls	Floor 0m
G-M1-030			Corridor	1	Corridor	28	18	Radiant Panels	Remote Sensor Adj.	No	None	None	0	0	n/a	None	43	n/a	200	n/a	None	A	80	Automatic Controls	Floor 0m
G-M1-048			Corridor	1	Corridor	28	18	None	None	No	None	None	0	0	n/a	None	n/a	n/a	200	n/a	None	A	80	Automatic Controls	Floor 0m
G-M1-052			Switch Cup	1	Switch Cup	Not Controlled	Not Controlled	None	None	No	None	None	0	0	n/a	None	n/a	n/a	100	n/a	None	A	80	Automatic Controls	Floor 0m
2-M2-002	M2	DCN Therapies	Staff Office	1	Cellular / Ward Offices	28	18	Radiant Panels	Remote Sensor Adj.	Yes	Comfort Cooled Fresh Air	Central Supply and Extract	6	4	Positive	F7	43	n/a	300	n/a	None	A	80	Switch	Desk 0.75 to 0.85m
2-M2-003			Reception	1	Reception	28	18	Radiant Panels	Remote Sensor Adj.	Yes	Wall Mounted Unit	Central Supply Air	3	0	Positive	F7	43	n/a	300	n/a	None	A	80	Switch	Desk 0.75 to 0.85m
2-M2-004			Interview Room	1	Meeting Room	25	18	Radiant Panels	Remote Sensor Adj.	Yes	Wall Mounted Unit	Central Supply and Extract	4 people at 10 l/s per person (6ach)	4 people at 10 l/s per person (6ach)	Balanced	F7	43	n/a	300	n/a	None	A	80	Switch	Desk 0.75 to 0.85m
2-M2-005			Interview Room	1	Meeting Room	25	18	Radiant Panels	Remote Sensor Adj.	Yes	Wall Mounted Unit	Central Supply and Extract	4 people at 10 l/s per person (6ach)	4 people at 10 l/s per person (6ach)	Balanced	F7	43	n/a	300	n/a	None	A	80	Switch	Desk 0.75 to 0.85m
2-M2-006			Waiting	1	Waiting Room	28	18	Radiant Panels	Remote Sensor Adj.	Yes	Ceiling Cassette - Chilled Water	Central Supply and Extract	9 people at 10 l/s per person (7ach)	9 people at 10 l/s per person (7ach)	Balanced	F7	43	n/a	300	n/a	None	A	80	Switch	Floor 0m
2-M2-007			ADL Bathroom, Shower, WC with hoists	1	Toilet	28	18	Radiant Panels	Remote Sensor Adj.	No	None	Central Dirty Extract	0	10	Negative	None	43	41	200	n/a	None	A	80	Automatic Controls	Floor 0m
2-M2-008			Treatment Room 1	1	Physiotherapy Studio	25	18	Radiant Panels	Remote Sensor Adj.	Yes	Ceiling Cassette - Chilled Water	Central Supply and Extract	10	0	Positive	F7	43	41	300	n/a	None	A	80	Switch / Dimmer	Floor 0m
2-M2-009			ADL Kitchen	1	Pantry	28	18	Radiant Panels	Remote Sensor Adj.	Yes	Comfort Cooled Fresh Air	Central General Extract	0	6	Negative	None	43	41	300	n/a	None	A	80	Switch	Floor 0m
2-M2-010			Consulting Room 2	1	Consulting Room	25	18	Radiant Panels	Remote Sensor Adj.	Yes	Ceiling Cassette - Chilled Water	Central Supply and Extract	3	3	Balanced	F7	43	41	300	n/a	1000	A	80	Switch	Bed / Trolley 1.45m
2-M2-011			Treatment Room 3	1	Treatment Room	25	18	Radiant Panels	Remote Sensor Adj.	Yes	Comfort Cooled Fresh Air	Central Supply Air	10	0	Positive	F7	43	41	500	n/a	1000	A	90	Switch	Bed / Trolley 1.45m
2-M2-012			Treatment Room 4	1	Treatment Room	25	18	Radiant Panels	Remote Sensor Adj.	Yes	Comfort Cooled Fresh Air	Central Supply Air	10	0	Positive	F7	43	41	500	n/a	1000	A	90	Switch	Bed / Trolley 1.45m
2-M2-013			Staff Lockers	1	Changing Facilities	28	18	Adjacent Space Transfer	None	Yes	Comfort Cooled Fresh Air	Central Supply and Extract	5	4	Positive	F7	n/a	n/a	100	n/a	None	A	80	Automatic Controls	Floor 0m
2-M2-014			WC Accessible	1	Toilet	28	18	Adjacent Space Transfer Air	None	No	None	Central Dirty Extract	0	10	Negative	None	n/a	41	200	n/a	None	A	80	Automatic Controls	Floor 0m
2-M2-015			Staff Toilet	1	Toilet	28	18	Adjacent Space Transfer Air	None	No	None	Central Dirty Extract	0	10	Negative	None	n/a	41	200	n/a	None	A	80	Automatic Controls	Floor 0m
2-M2-016			Staff Toilet	1	Toilet	28	18	Adjacent Space Transfer Air	None	No	None	Central Dirty Extract	0	10	Negative	None	n/a	41	200	n/a	None	A	80	Automatic Controls	Floor 0m
2-M2-017			Changing Cubicle 1	1	Changing Facilities	28	18	Adjacent Space Transfer	None	Yes	Comfort Cooled Fresh Air	Central Supply and Extract	5	4	Positive	F7	n/a	n/a	100	n/a	None	A	80	Automatic Controls	Floor 0m
2-M2-018			Changing Cubicle 2	1	Changing Facilities	28	18	Adjacent Space Transfer	None	Yes	Comfort Cooled Fresh Air	Central Supply and Extract	5	4	Positive	F7	n/a	n/a	100	n/a	None	A	80	Automatic Controls	Floor 0m
2-M2-019			Changing Cubicle 3	1	Changing Facilities	28	18	Adjacent Space Transfer	None	Yes	Comfort Cooled Fresh Air	Central Supply and Extract	5	4	Positive	F7	n/a	n/a	100	n/a	None	A	80	Automatic Controls	Floor 0m
2-M2-020			Changing Cubicle 4	1	Changing Facilities	28	18	Adjacent Space Transfer	None	Yes	Comfort Cooled Fresh Air	Central Supply and Extract	5	4	Positive	F7	n/a	n/a	100	n/a	None	A	80	Automatic Controls	Floor 0m
2-M2-021			Store: General/Equipment	1	Storage Area Equipment	28	16	Radiant Panels	Remote Sensor Adj.	No	None	Central General Extract	0	3	Negative	None	43	n/a	200	n/a	None	A	80	Automatic Controls	Floor 0m
2-M2-022			Patient Toilet	1	Toilet	28	18	Adjacent Space Transfer Air	None	No	None	Central Dirty Extract	0	10	Negative	None	n/a	41	200	n/a	None	A	80	Automatic Controls	Floor 0m
2-M2-023			Rehabilitation Room 5	1	Physiotherapy Studio	25	18	Radiant Panels	Remote Sensor Adj.	Yes	Ceiling Cassette - Chilled Water	Central Supply and Extract	5	6	Negative	F7	43	41	300	n/a	None	A	80	Switch / Dimmer	Floor 0m
2-M2-024			Store: General/Equipment	1	Storage Area Equipment	28	16	Adjacent Space Transfer Air	None	No	None	Central General Extract	0	3	Negative	None	n/a	n/a	200	n/a	None	A	80	Automatic Controls	Floor 0m
2-M2-025			Store: General/Equipment	1	Storage Area Equipment	28	16	Radiant Panels	Remote Sensor Adj.	No	None	Central General Extract	0	3	Negative	None	43	n/a	200	n/a	None	A	80	Automatic Controls	Floor 0m
2-M2-001			Corridor	1	Corridor	28	18	Radiant Panels	Remote Sensor Adj.	No	None	None	0	0	n/a	None	43	n/a	200	n/a	None	A	80	Automatic Controls	Floor 0m
2-M2-026			Switch Cupboard	1	Switch Cup	Not Controlled	Not Controlled	None	None	No	None	None	0	0	n/a	None	n/a	n/a	100	n/a	None	A	80	Automatic Controls	Floor 0m
2-M3-002	M3	Programmed Investigations Unit	Treatment Room	1	Treatment Room	25	18	Radiant Panels	Remote Sensor Adj.	Yes	Comfort Cooled Fresh Air	Central Supply Air	10	0	Positive	F7	43	41	500	n/a	1000	A	90	Switch	Bed / Trolley 1.45m
2-M3-003			Treatment Bays 1-4	1	Treatment Room	25	18	Radiant Panels	Remote Sensor Adj.	Yes	Comfort Cooled Fresh Air	Central Supply Air	10	0	Positive	F7	43	41	500	n/a	1000	A	90	Switch	Bed / Trolley 1.45m
2-M3-004			Waiting area; 4 & 2 wheelchairs	1	Waiting Room	28	18	Radiant Panels	Remote Sensor Adj.	Yes	Ceiling Cassette - Chilled Water	Central Supply and Extract	5	5	Balanced	F7	43	41	300	n/a	None	A	80	Switch	Floor 0m
2-M3-001			Corridor	1	Corridor	28	18	None	None	No	None	None	0	0	n/a	None	n/a	n/a	200	n/a	None	A	80	Automatic Controls	Floor 0m
2-M4-002			Waiting Area (DCN)	1	Waiting Room	28	18	Radiant Panels	Remote Sensor Adj.	Yes	Comfort Cooled Fresh Air	Central Supply and Extract	5	5	Balanced	F7	43	n/a	300	n/a	None	A	80	Switch	Floor 0m
2-M4-003			Secretarial Office	1	Cellular / Ward Offices	28	18	Radiant Panels	Remote Sensor Adj.	Yes	Comfort Cooled Fresh Air	Central Supply and Extract	4	3	Positive	F7	43	n/a	300	n/a	None	A	80	Switch	Desk 0.75 to 0.85m
2-M4-004			Reporting Room	1	Cellular / Ward Offices	28	18	Radiant Panels	Remote Sensor Adj.	Yes	Comfort Cooled Fresh Air	Central Supply and Extract	6	4	Positive	F7	43	n/a	300	n/a	None	A	80	Switch	Desk 0.75 to 0.85m
2-M4-005			Office	1	Cellular / Ward Offices	28	18	Radiant Panels	Remote Sensor Adj.	Yes	Comfort Cooled Fresh Air	Central Supply and Extract	4	3	Positive	F7	43	n/a	300	n/a	None	A	80	Switch	Desk 0.75 to 0.85m
2-M4-006			WC - wheelchair accessible (DCN)	1	Toilet	28	18	Adjacent Space Transfer Air	None	No	None	Central Dirty Extract	0	10	Negative	None	n/a	41	200	n/a	None	A	80	Automatic Controls	Floor 0m
2-M4-007			Quiet Room	1	Common room/staff room/lounge	28	18	Radiant Panels	Remote Sensor Adj.	Yes	Comfort Cooled Fresh Air	Central Supply and Extract	6	8	Negative	F7	43	41	300	n/a	None	A	80	Switch	Floor 0m
2-M4-008			EMG/Nerve Conduction Room 3	1	Diagnostic room	25	18	Radiant Panels	Remote Sensor Adj.	Yes	Comfort Cooled Fresh Air	Central Supply and Extract	8	8	Balanced	F7	43	41	300	n/a	1000	A	80	Switch / Dimmer	General working plane 1m
2-M4-009			EMG/Nerve Conduction Room 1	1	Diagnostic room	25	18	Radiant Panels	Remote Sensor Adj.	Yes	Comfort Cooled Fresh Air	Central Supply and Extract	8	8	Balanced	F7	43	41	300	n/a	1000	A	80	Switch / Dimmer	General working plane 1m
2-M4-011			EMG/Nerve Conduction Room 2	1	Diagnostic room	25	18	Radiant Panels	Remote Sensor Adj.	Yes	Comfort Cooled Fresh Air	Central Supply and Extract	8	8	Balanced	F7	43	41	300	n/a	1000	A	80	Switch / Dimmer	General working plane 1m

Ross Soutwell:
Adjacent space transfer will not be achieved with positive pressure regime. Please confirm.

Room No.	Department		Room Name	Qty	Room Function	Temp (max)	Temp (min)	Heating Type	Heating Control	Cooling (present)	Cooling (type)	Ventilation (type)	Supply (ac/hr)	Extract (ac/hr)	Relative pressure	Min filtration	Surface temp	Water temp	Normal lux	Night lux	Local lux	Standby grade	Colour render	Control	Plane
2-M4-012	M4	DCN Neurophysiology	VTEM/Ambulatory Review Room	1	Diagnostic room	25	18	Radiant Panels	Remote Sensor Adj.	Yes	Ceiling Cassette - Chilled Water	Central Supply and Extract	8	8	Balanced	F7	43	41	300	n/a	1000	A	80	Switch / Dimmer	General working plane 1m
2-M4-013			Clinical Physiologist Room	1	Cellular / Ward Offices	28	18	Radiant Panels	Remote Sensor Adj.	Yes	Comfort Cooled Fresh Air	Central Supply and Extract	6	4	Positive	F7	43	n/a	300	n/a	None	A	80	Switch	Desk 0.75 to 0.85m
2-M4-014			WC - Staff	1	Toilet	28	18	Adjacent Space Transfer Air	None	No	None	Central Dirty Extract	0	10	Negative	None	n/a	41	200	n/a	None	A	80	Automatic Controls	Floor 0m
2-M4-016			Store / Records	1	Storage Area Equipment	28	16	Radiant Panels	Remote Sensor Adj.	No	None	Central General Extract	0	3	Negative	None	43	n/a	200	n/a	None	A	80	Automatic Controls	Floor 0m
2-M4-017			EEG Recording Room 5	1	Diagnostic room	25	18	Warm Air - Reheat Battery	BMS Adjustable Sensor	Yes	Comfort Cooled Fresh Air	Central Supply and Extract	8	8	Balanced	F7	43	41	300	n/a	1000	A	80	Switch / Dimmer	General working plane 1m
2-M4-018			EEG Recording Room 4	1	Diagnostic room	25	18	Warm Air - Reheat Battery	BMS Adjustable Sensor	Yes	Comfort Cooled Fresh Air	Central Supply and Extract	8	8	Balanced	F7	43	41	300	n/a	1000	A	80	Switch / Dimmer	General working plane 1m
2-M4-019			EEG Recording Room 6	1	Diagnostic room	25	18	Warm Air - Reheat Battery	BMS Adjustable Sensor	Yes	Ceiling Cassette - Chilled Water	Central Supply and Extract				F7	43	41	300	n/a	1000	A	80	Switch / Dimmer	General working plane 1m
2-M4-001			Corridor	1	Corridor	28	18	Radiant Panels	Remote Sensor Adj.	No	None	None				None	43	n/a	200	n/a	None	A	80	Automatic Controls	Floor 0m
2-M4-020			Corridor	1	Corridor	28	18	Radiant Panels	Remote Sensor Adj.	No	None	Central Supply				F7	43	n/a	200	n/a	None	A	80	Automatic Controls	Floor 0m
2-M4-021			Switch Cupboard	1	Switch Cup	Not Controlled	Not Controlled	None	None	No	None	None				None	n/a	n/a	100	n/a	None	A	80	Automatic Controls	Floor 0m
2-M4-022			Switch Cupboard	1	Switch Cup	Not Controlled	Not Controlled	None	None	No	None	None	0	0	n/a	None	n/a	n/a	100	n/a	None	A	80	Automatic Controls	Floor 0m
G-N1-001	N1	DCN Entrance	Reception / Information Desk	1	Reception	28	18	underfloor heating	BMS Adjustable Sensors.	Yes	Ceiling Cassette - Chilled Water	Central Supply Air	4	4	Balanced	F7	43	n/a	300	n/a	None	A	80	None	Desk 0.75 to 0.85m
G-N1-002			Draught Lobby	1	Circulation Areas - Entrance Lobby	28	Not Controlled	Warm Air Door Curtain	BMS Adjustable Sensor	No	None	None	0	0	n/a	None	43	n/a	200	n/a	None	A	80	Automatic Controls	Floor 0m
G-N1-003			WC - Wheelchair accessible	1	Toilet	28	18	Radiant Panels	Remote Sensor Adj.	No	None	Central Dirty Extract	0	10	Negative	None	43	41	200	n/a	None	A	80	Automatic Controls	Floor 0m
G-N1-004			WC - Visitors	1	Toilet	28	18	Radiant Panels	Remote Sensor Adj.	No	None	Central Dirty Extract	0	10	Negative	None	43	41	200	n/a	None	A	80	Automatic Controls	Floor 0m
G-N1-005			Wheelchair Bay	1	Circulation Equipment Storage Bays	28	16	underfloor heating	BMS Adjustable Sensors.	No	None	None	0	0	n/a	None	n/a	n/a	200	n/a	None	A	80	Automatic Controls	Floor 0m
G-N1-006			Vending Machine	1	Vending Machine	28	16	underfloor heating	BMS Adjustable Sensors.	No	None	None	0	0	n/a	None	43	n/a	200	n/a	None	A	80	Automatic Controls	Floor 0m
G-N1-007			Waiting Area	1	Waiting Room	28	18	underfloor heating	BMS Adjustable Sensors.	Yes	Comfort Cooled Fresh Air	Central Supply and Extract	5	5	Balanced	F7	43	n/a	300	n/a	None	A	80	Switch	Floor 0m
G-N1-008			Manifold	1	Manifold	Not Controlled	Not Controlled	None	None	No	None	None	0	0	n/a	None	n/a	n/a	100	n/a	None	A	80	Automatic Controls	Floor 0m
2-N2-002	N2	DCN Wards / Health Records Support - (N2	Staff Room	1	Common room/staff room/lounge	28	18	Radiant Panels	Remote Sensor Adj.	Yes	Comfort Cooled Fresh Air	Central Supply and Extract	18 people at 10 l/s per person (7ach)	18 people at 10 l/s per person (7ach)	Balanced	F7	43	41	300	n/a	None	A	80	Switch	Floor 0m
2-N2-003			Coffee Bar	1	Storage Area Equipment	28	16	Radiant Panels	Remote Sensor Adj.	No	None	Central Supply and Extract	6	8	Negative	F7	43	41	200	n/a	None	A	80	Automatic Controls	Floor 0m
2-N2-004			Disposal Hold (small)	1	Disposal Hold	28	16	Adjacent Space Transfer Air	None	No	None	Central Dirty Extract	0	6	Negative	None	n/a	n/a	200	n/a	None	A	80	Automatic Controls	Floor 0m
2-N2-005			DSR	1	DSR	28	18	Adjacent Space Transfer Air	None	No	None	Central Dirty Extract	0	6	Negative	None	n/a	60	100	n/a	None	A	80	Automatic Controls	Floor 0m
2-N2-001			Corridor	1	Corridor	28	18	Radiant Panels	Remote Sensor Adj.	No	None	None	0	0	n/a	None	43	n/a	200	n/a	None	A	80	Automatic Controls	Floor 0m
1-P1-002			Physical Measurement Bay	1	Consulting Room	25	18	Radiant Panels	Remote Sensor Adj.	Yes	Comfort Cooled Fresh Air	Central Supply and Extract	3	3	Balanced	F7	43	41	300	n/a	1000	A	80	Switch	General working plane 1m
1-P1-003			Single Room 1	1	Bedroom	28	18	Radiant Panels	Remote Sensor Adj.	Yes	Ceiling Cassette - Chilled Water	Central Supply and Extract	6	6 via bedroom and ensuite	Balanced	F7	43	41	100	5	300	A	80	Switch / Dimmer	Bed / Trolley 1.45m
1-P1-004			Room 1 - Ensuite	1	Toilet	28	18	Adjacent Space Transfer Air	None	No	None	Central Dirty Extract	0	10	Negative	None	n/a	41	200	n/a	None	A	80	Automatic Controls	Floor 0m
1-P1-005			Single Room 2	1	Bedroom	28	18	Radiant Panels	Remote Sensor Adj.	Yes	Ceiling Cassette - Chilled Water	Central Supply and Extract	6	6 via bedroom and ensuite	Balanced	F7	43	41	100	5	300	A	80	Switch / Dimmer	Bed / Trolley 1.45m
1-P1-006			Room 2 - Ensuite	1	Toilet	28	18	Adjacent Space Transfer Air	None	No	None	Central Dirty Extract	0	10	Negative	None	n/a	41	200	n/a	None	A	80	Automatic Controls	Floor 0m
1-P1-007			Consulting Room 5	1	Treatment Room	25	18	Radiant Panels	Remote Sensor Adj.	Yes	Ceiling Cassette - Chilled Water	Central Supply and Extract	4	3	Positive	F7	43	41	500	n/a	1000	A	90	Switch	Bed / Trolley 1.45m
1-P1-008			Consulting Room 4	1	Treatment Room	25	18	Radiant Panels	Remote Sensor Adj.	Yes	Ceiling Cassette - Chilled Water	Central Supply and Extract	4	3	Positive	F7	43	41	500	n/a	1000	A	90	Switch	Bed / Trolley 1.45m
1-P1-009			Interview Room - DCU	1	Meeting Room	25	18	Radiant Panels	Remote Sensor Adj.	Yes	Ceiling Cassette - Chilled Water	Central Supply and Extract	4 people at 10 l/s per person (7ach)	4 people at 10 l/s per person (7ach)	Balanced	F7	43	n/a	300	n/a	None	A	80	Switch	Desk 0.75 to 0.85m
1-P1-010			Single Room 3 - Ensuite	1	Bedroom	28	18	Radiant Panels	Remote Sensor Adj.	Yes	Ceiling Cassette - Chilled Water	Central Supply and Extract	6	6 via bedroom and ensuite	Balanced	F7	43	41	100	5	300	A	80	Switch / Dimmer	Bed / Trolley 1.45m
1-P1-011			Room 3 - Ensuite	1	Toilet	28	18	Adjacent Space Transfer Air	None	No	None	Central Dirty Extract	0	10	Negative	None	n/a	41	200	n/a	None	A	80	Automatic Controls	Floor 0m
1-P1-012			Discharge Lounge	1	Common room/staff room/lounge	28	18	Radiant Panels	Remote Sensor Adj.	Yes	Ceiling Cassette - Chilled Water	Central Supply and Extract	6	8	Negative	F7	43	41	300	n/a	None	A	80	Switch	Floor 0m
1-P1-013			WC - Wheelchair accessible	1	Toilet	28	18	Adjacent Space Transfer Air	None	No	None	Central Dirty Extract	0	10	Negative	None	n/a	41	200	n/a	None	A	80	Automatic Controls	Floor 0m
1-P1-014			Interview Room - DCU	1	Meeting Room	25	18	Radiant Panels	Remote Sensor Adj.	Yes	Ceiling Cassette - Chilled Water	Central Supply and Extract	4 people at 10 l/s per person (7ach)	4 people at 10 l/s per person (7ach)	Balanced	F7	43	n/a	300	n/a	None	A	80	Switch	Desk 0.75 to 0.85m
1-P1-015			Clean Utility (Dispensary)	1	Clean Utility	28	18	Radiant Panels	Remote Sensor Adj.	Yes	Comfort Cooled Fresh Air	Central Supply Air	6	0	Positive	F7	43	41	150	n/a	None	A	80	Automatic Controls	General working plane 1m
1-P1-016			Pantry (DCU)	1	Pantry	28	18	Radiant Panels	Remote Sensor Adj.	Yes	Comfort Cooled Fresh Air	Central Supply and Extract	6	8	Negative	F7	43	41	300	n/a	None	A	80	Switch	Floor 0m
1-P1-017			Wheelchair Parking Bay	1	Circulation Equipment Storage Bays	28	16	Adjacent Space Transfer	None	No	None	Central Supply Air	37	0	Positive	F7	n/a	n/a	200	n/a	None	A	80	Automatic Controls	Floor 0m
1-P1-018			Linen Bay	1	Linen Bay	28	16	Adjacent Space Transfer	None	No	None	None	0	0	n/a	None	n/a	n/a	100 (KNX)	n/a	None	A	80	Automatic Controls	Floor 0m
1-P1-020			WC - Patients	1	Toilet	28	18	Adjacent Space Transfer Air	None	No	None	Central Dirty Extract	0	10	Negative	None	n/a	41	200	n/a	None	A	80	Automatic Controls	Floor 0m
1-P1-021			Staff Base - Recovery	1	Staff base	28	18	Radiant Panels	Remote Sensor Adj.	Yes	Comfort Cooled Fresh Air	Central Supply and Extract	4	3	Positive	F7	43	n/a	200/300	n/a	None	A	80	Switch / Dimmer	Desk 0.75 to 0.85m
1-P1-022			Recovery Clean Utility	1	Clean Utility	28	18	Radiant Panels	Remote Sensor Adj.	Yes	Comfort Cooled Fresh Air	Central Supply Air	6	0	Positive	F7	43	41	150	n/a	None	A	80	Automatic Controls	General working plane 1m

Ross Soutwell:
Please confirm ventilation type should state Centrail supply and extract as room provides 4 ACH extract.

RHSC / DCN Environmental Matrix

Room No.	Department	Room Name	Qty	Room Function	Temp (max)	Temp (min)	Heating Type	Heating Control	Cooling (present)	Cooling (type)	Ventilation (type)	Supply (ac/hr)	Extract (ac/hr)	Relative pressure	Min filtration	Surface temp	Water temp	Normal lux	Night lux	Local lux	Standby grade	Colour render	Control	Plane
1-P1-023		Recovery Dirty Utility	1	Dirty utility	28	18	Adjacent Space Transfer Air	None	No	None	Central Dirty Extract	0	6	Negative	None	n/a	41	200	n/a	None	A	80	Automatic Controls	Floor 0m
1-P1-024		Recovery	1	Recovery Bay / Recovery Room	25	20	Radiant Panels	Remote Sensor Adj.	Yes	Comfort Cooled Fresh Air	Central Supply and Extract	15	15	Balanced	F7	43	41	500	n/a	None	A	90	Switch / Dimmer	Bed / Trolley 1.45m
1-P1-025		Recovery Bay 6	1	Recovery Bay / Recovery Room	25	20	Radiant Panels	Remote Sensor Adj.	Yes	Comfort Cooled Fresh Air	Central Supply and Extract	15	15	Balanced	F7	43	41	500	n/a	None	A	90	Switch / Dimmer	Bed / Trolley 1.45m
1-P1-026		Recovery Bay 10	1	Recovery Bay / Recovery Room	25	20	Radiant Panels	Remote Sensor Adj.	Yes	Comfort Cooled Fresh Air	Central Supply and Extract	15			F7	43	41	500	n/a	None	A	90	Switch / Dimmer	Bed / Trolley 1.45m
1-P1-027		Linen Bay	1	Linen Bay	28	16	Adjacent Space Transfer	None	No	None	Central Supply Air	37			F7	n/a	n/a	100 (KNX)	n/a	None	A	80	Automatic Controls	Floor 0m
1-P1-028		Recovery Staff Base	1	Cellular / Ward Offices	28	18	Radiant Panels	Remote Sensor Adj.	Yes	Comfort Cooled Fresh Air	Central Supply and Extract	4			F7	43	41	300	n/a	None	A	80	Switch	Desk 0.75 to 0.85m
1-P1-029		Post Op Recovery	1	Recovery Bay / Recovery Room	25	20	Radiant Panels	Remote Sensor Adj.	Yes	Comfort Cooled Fresh Air	Central Supply and Extract	15	15	Balanced	F7	43	41	500	n/a	None	A	90	Switch / Dimmer	Bed / Trolley 1.45m
1-P1-030		Bay 5	1	Recovery Bay / Recovery Room	25	20	Radiant Panels	Remote Sensor Adj.	Yes	Comfort Cooled Fresh Air	Central Supply and Extract	15	15	Balanced	F7	43	41	500	n/a	None	A	90	Switch / Dimmer	Bed / Trolley 1.45m
1-P1-031		Bay 6	1	Recovery Bay / Recovery Room	25	20	Radiant Panels	Remote Sensor Adj.	Yes	Comfort Cooled Fresh Air	Central Supply and Extract	15	15	Balanced	F7	43	41	500	n/a	None	A	90	Switch / Dimmer	Bed / Trolley 1.45m
1-P1-032		Theatre 30	1	Operating Theatre Suite	31	18	warm air via AHU Battery	Local / BMS Adjustable Sensor	Yes	Comfort Cooled Fresh Air	Central Supply and Extract	25	7	Positive	F7	43	41	1000	n/a	10,000 - 100,000	A	90	Switch	Bed / Trolley 1.45m
1-P1-033		Anaesthetic Room 30	1	Operating Theatre Suite	25	18	warm air via AHU Battery	Local / BMS Adjustable Sensor	Yes	Comfort Cooled Fresh Air	Central Supply and Extract	15	15	Balanced	F7	43	41	500	n/a	10,000 - 100,000	A	90	Switch	Bed / Trolley 1.45m
1-P1-034		Scrub Room 30	1	Operating Theatre Suite	25	18	warm air via AHU Battery	Local / BMS Adjustable Sensor	Yes	Comfort Cooled Fresh Air	Central General Extract	0	12	Negative	None	n/a	41	500	n/a	None	A	90	Switch	General working plane 1m
1-P1-035		Dictation/ 1:1/Phone Booth	1	Cellular / Ward Offices	28	18	Radiant Panels	Remote Sensor Adj.	Yes	Comfort Cooled Fresh Air	Central Supply and Extract	2 people at 10 l/s per person (7ach)	2 people at 10 l/s per person (7ach)	Balanced	F7	43	n/a	300	n/a	None	A	80	Automatic Controls	Desk 0.75 to 0.85m
1-P1-036		Image Intensifier Bay	1	Circulation Equipment Storage Bays	28	16	Adjacent Space Transfer			None	Central General Extract	0	3	Negative	None	n/a	n/a	200	n/a	None	A	80	Automatic Controls	Floor 0m
1-P1-038		Satellite Pharmacy Store	1	Clean Utility	28	18	Adjacent Space Transfer			Comfort Cooled Fresh Air	Central Supply Air	6	0	Positive	F7	n/a	n/a	150	n/a	None	A	80	Automatic Controls	General working plane 1m
1-P1-039		Preparation Room 30	1	Operating Theatre Suite	25	18	warm air via AHU Battery	Local / BMS Adjustable Sensor	Yes	Comfort Cooled Fresh Air	Central Supply Air	10	0	Positive	F7	43	41	500	n/a	None	A	90	Switch	General working plane 1m
1-P1-040		Exit Bay	1	Operating Theatre Suite	25	18	Radiant Panels	Remote Sensor Adj.	No	None	None	0	0	n/a	None	43	n/a	300	n/a	None	A	80	Automatic Controls	Bed / Trolley 1.45m
1-P1-041		Utility Room	1	Operating Theatre Suite	25	18	warm air via AHU Battery	Local / BMS Adjustable Sensor	Yes	Comfort Cooled Fresh Air	Central General Extract	0	39	Negative	None	43	41	500	n/a	None	A	90	Switch	General working plane 1m
1-P1-042		Bronchoscope Parking Bay	1	Circulation Equipment Storage Bays	28	16	Adjacent Space Transfer Air	None	No	None	Central General Extract	0	3	Negative	None	n/a	n/a	200	n/a	None	A	80	Automatic Controls	Floor 0m
1-P1-043		X-Ray/Ultrasound Bay	1	Circulation Equipment Storage Bays	28	16	Adjacent Space Transfer Air	None	No	None	Central General Extract	0	3	Negative	None	n/a	n/a	200	n/a	None	A	80	Automatic Controls	Floor 0m
1-P1-044		Theatre 31	1	Operating Theatre Suite	31	18	warm air via AHU Battery	Local / BMS Adjustable Sensor	Yes	Comfort Cooled Fresh Air	Central Supply and Extract	25	7	Positive	F7	43	41	1000	n/a	10,000 - 100,000	A	90	Switch	Bed / Trolley 1.45m
1-P1-045		Preparation Room 31	1	Operating Theatre Suite	25	18	warm air via AHU Battery	Local / BMS Adjustable Sensor	Yes	Comfort Cooled Fresh Air	Central Supply Air	10	0	Positive	F7	43	41	500	n/a	None	A	90	Switch	General working plane 1m
1-P1-046		Scrub Room 31	1	Operating Theatre Suite	25	18	warm air via AHU Battery	Local / BMS Adjustable Sensor	Yes	Comfort Cooled Fresh Air	Central General Extract	0	12	Negative	n/a	43	41	500	n/a	None	A	90	Switch	General working plane 1m
1-P1-047		Anaesthetic Room 31	1	Operating Theatre Suite	25	18	warm air via AHU Battery	Local / BMS Adjustable Sensor	Yes	Comfort Cooled Fresh Air	Central Supply and Extract	15	15	Balanced	F7	43	41	500	n/a	10,000 - 100,000	A	90	Switch	Bed / Trolley 1.45m
1-P1-048		DSR	1	DSR	28	18	Adjacent Space Transfer Air	None	No	None	Central Dirty Extract	0	6	Negative	None	n/a	60	100	n/a	None	A	80	Automatic Controls	Floor 0m
1-P1-049		Clean Scopes Store	1	Storage Area Equipment	28	16	Radiant Panels	Remote Sensor Adj.	Yes	Comfort Cooled Fresh Air	Central Supply Air	6	0	Positive	F7	43	n/a	200	n/a	None	A	80	Automatic Controls	Floor 0m
1-P1-050		Theatre 35	1	Operating Theatre Suite	25	18	warm air via AHU Battery	Local / BMS Adjustable Sensor	Yes	Comfort Cooled Fresh Air	Central Supply and Extract	25	7	Positive	F7	43	41	500	n/a	10,000 - 100,000	A	90	Switch	Bed / Trolley 1.45m
1-P1-051		MRI Reporting	1	Cellular / Ward Offices	28	18	Radiant Panels	Remote Sensor Adj.	Yes	Ceiling Cassette - Chilled Water	Central Supply and Extract	4	3	Positive	F7	43	n/a	300	n/a	None	A	80	Switch	Desk 0.75 to 0.85m
1-P1-052		WC-Staff	1	Toilet	28	18	Adjacent Space Transfer Air	None	No	None	Central Dirty Extract	0	10	Negative	None	n/a	41	200	n/a	None	A	80	Automatic Controls	Floor 0m
1-P1-053		Staff Room	1	Common room/staff room/lounge	28	18	Radiant Panels	Remote Sensor Adj.	Yes	Comfort Cooled Fresh Air	Central Supply and Extract	35 people at 10 l/s per person (8ach)	35 people at 10 l/s per person (8ach)	Balanced	F7	43	41	300	n/a	None	A	80	Switch	Floor 0m
1-P1-054		Sub-Wait Area	1	Waiting Room	28	18	Radiant Panels	Remote Sensor Adj.	Yes	Comfort Cooled Fresh Air	Central Supply and Extract	3 people at 10 l/s per person (9ach)	3 people at 10 l/s per person (9ach)	Balanced	F7	43	n/a	300	n/a	None	A	80	Automatic Controls	Floor 0m
1-P1-055		Holding Bay 2	1	Circulation Equipment Storage Bays	28	16	Radiant Panels	Remote Sensor Adj.	Yes	Comfort Cooled Fresh Air	Central Supply	4	0	Positive	F7	43	41	200	n/a	None	A	80	Automatic Controls	Bed / Trolley 1.45m
1-P1-056		Holding Bay 1	1	Circulation Equipment Storage Bays	28	16	Radiant Panels	Remote Sensor Adj.	Yes	Comfort Cooled Fresh Air	Central Supply	4	0	Positive	F7	43	41	200	n/a	None	A	80	Automatic Controls	Bed / Trolley 1.45m
1-P1-057		Trolley Bay	1	Circulation Equipment Storage Bays	28	16	Adjacent Space Transfer	None	No	None	Central Supply	41	0	Positive	F7	n/a	n/a	200	n/a	None	A	80	Automatic Controls	Floor 0m
1-P1-058		Angiography Procedures Machine Room	1	Operating Theatre Suite	25	18	warm air via AHU Battery	Local / BMS Adjustable Sensor	Yes	Ceiling Cassette - Chilled Water	Central Supply and Extract	6	6	Balanced	F7	43	n/a	500	n/a	None	A	90	Switch	General working plane 1m
1-P1-059		Angio Preparation Room	1	Operating Theatre Suite	25	18	warm air via AHU Battery	Local / BMS Adjustable Sensor	Yes	Comfort Cooled Fresh Air	Central Supply Air	10	0	Positive	F7	43	41	500	n/a	None	A	90	Switch	General working plane 1m
1-P1-060		Trolley Bay	1	Circulation Equipment Storage Bays	28	16	Adjacent Space Transfer	None	No	None	None	0	0	n/a	None	n/a	n/a	200	n/a	None	A	80	Automatic Controls	Floor 0m
1-P1-061		WC - Wheelchair accessible	1	Toilet	28	18	Adjacent Space Transfer Air	None	No	None	Central Dirty Extract	0	10	Negative	None	n/a	41	200	n/a	None	A	80	Automatic Controls	Floor 0m
1-P1-063		MRI 5 Preparation Room	1	Operating Theatre Suite	25	18	warm air via AHU Battery	Local / BMS Adjustable Sensor	Yes	Comfort Cooled Fresh Air	Central Supply and Extract	15	15	Balanced	F7	43	41	500	n/a	None	A	90	Switch	Bed / Trolley 1.45m
1-P1-064		MRI 5	1	Diagnostic room	25	18	Warm Air - Reheat Battery	BMS Adjustable Sensor	Yes	Cooling Battery	Central Supply and Extract	15 & 25 (Theatre Mode)	8	Positive	F7	43	n/a	300	n/a	1000	A	80	Switch / Dimmer	General working plane 1m
1-P1-065		MRI 5 - Control Room	1	Cellular / Ward Offices	25	18	Radiant Panels	Remote Sensor Adj.	Yes	Wall Mounted Unit	Central Supply and Extract	4	3	Positive	F7	43	n/a	300	n/a	None	A	80	Switch	Desk 0.75 to 0.85m
1-P1-066		Angio Anaesthetic Room	1	Operating Theatre Suite	25	18	warm air via AHU Battery	Local / BMS Adjustable Sensor	Yes	Comfort Cooled Fresh Air	Central Supply and Extract	15	15	Balanced	F7	43	41	500	n/a	10,000 - 100,000	A	90	Switch	Bed / Trolley 1.45m
1-P1-067		Exit Bay 6	1	Operating Theatre Suite	25	18	Adjacent Space Transfer Air	None	No	None	None	0	0	n/a	None	n/a	n/a	300	n/a	None	A	80	Automatic Controls	Bed / Trolley 1.45m
1-P1-068		Equipment Room - MRI	1	Storage Area Equipment	28	16	Adjacent Space Transfer Air	None	Yes	Floor Mounted Unit Chilled Water	Central General Extract	0	3	Negative	None	n/a	n/a	200	n/a	None	A	80	Automatic Controls	Floor 0m
1-P1-069		Anaesthetic Room 37	1	Operating Theatre Suite	25	18	warm air via AHU Battery	Local / BMS Adjustable Sensor	Yes	Comfort Cooled Fresh Air	Central Supply and Extract	15	15	Balanced	F7	43	41	500	n/a	10,000 - 100,000	A	90	Switch	Bed / Trolley 1.45m
1-P1-070		Theatre 37	1	Operating Theatre Suite	25	18	warm air via AHU Battery	Local / BMS Adjustable Sensor	Yes	Comfort Cooled Fresh Air	Central Supply and Extract	25	7	Positive	F7	43	n/a	1000	n/a	10,000 - 100,000	A	90	Switch	Bed / Trolley 1.45m
1-P1-071		Scrub Room 37	1	Operating Theatre Suite	25	18	warm air via AHU Battery	Local / BMS Adjustable Sensor	Yes	Comfort Cooled Fresh Air	Central General Extract	0	12	Negative	None	n/a	41	500	n/a	None	A	90	Switch	General working plane 1m
1-P1-072		Prep Room 39	1	Operating Theatre Suite	25	18	warm air via AHU Battery	Local / BMS Adjustable Sensor	Yes	Comfort Cooled Fresh Air	Central Supply Air	10	0	Positive	F7	43	41	500	n/a	None	A	90	Switch	General working plane 1m
1-P1-073		Scrub Room 39	1	Operating Theatre Suite	25	18	warm air via AHU Battery	Local / BMS Adjustable Sensor	Yes	Comfort Cooled Fresh Air	Central General Extract	0	12	Negative	None	n/a	41	500	n/a	None	A	90	Switch	General working plane 1m

Ross Soutwell:
Please confirm reasoning behind 37 ACH supply rate for Linen Bay

Ross Soutwell:
Adjacent space transfer will not be achieved with positive pressure regime. Please confirm

RHSC / DCN Environmental Matrix

Room No.	Department	Room Name	Qty	Room Function	Temp (max)	Temp (min)	Heating Type	Heating Control	Cooling (present)	Cooling (type)	Ventilation (type)	Supply (ac/hr)	Extract (ac/hr)	Relative pressure	Min filtration	Surface temp	Water temp	Normal lux	Night lux	Local lux	Standby grade	Colour render	Control	Plane
1-P1-074	P1 Operating Theatres & RHSC Surgical Day Case Unit	Anaesthetic Room 39	1	Operating Theatre Suite	25	18	warm air via AHU Battery	Local / BMS Adjustable	Yes	Comfort Cooled Fresh Air	Central Supply and Extract	15	15	Balanced	F7	43	41	500	n/a	10,000 - 100,000	A	90	Switch	Bed / Trolley 1.45m
1-P1-075		Prep Room 37	1	Operating Theatre Suite	25	18	warm air via AHU Battery	Local / BMS Adjustable Sensor	Yes	Comfort Cooled Fresh Air	Central Supply Air	10	0	Positive	F7	43	41	500	n/a	None	A	90	Switch	General working plane 1m
1-P1-076		Exit Bay 5	1	Operating Theatre Suite	25	18	Adjacent Space Transfer	None	No	None	None	0	0	n/a	None	n/a	n/a	300	n/a	None	A	80	Automatic Controls	Bed / Trolley 1.45m
1-P1-077		Utility Room 5	1	Operating Theatre Suite	25	18	warm air via AHU Battery	Local / BMS Adjustable	Yes	Comfort Cooled Fresh Air	Central General Extract	0	39	Negative	None	43	41	500	n/a	10,000 - 100,000	A	80	Switch	General working plane 1m
1-P1-078		Theatre 38	1	Operating Theatre Suite	25	18	warm air via AHU Battery	Local / BMS Adjustable	Yes	Comfort Cooled Fresh Air	Central Supply and Extract	25	7	Positive	F7	43	n/a	1000	n/a	10,000 - 100,000	A	90	Switch	Bed / Trolley 1.45m
1-P1-079		Prep Room 38	1	Operating Theatre Suite	25	18	warm air via AHU Battery	Local / BMS Adjustable	Yes	Comfort Cooled Fresh Air	Central Supply Air	10	0	Positive	F7	43	41	500	n/a	None	A	90	Switch	General working plane 1m
1-P1-080		Scrub Room 38	1	Operating Theatre Suite	25	18	warm air via AHU Battery	Local / BMS Adjustable Sensor	Yes	Comfort Cooled Fresh Air	Central General Extract	0	12	Negative	None	n/a	41	500	n/a	None	A	90	Switch	General working plane 1m
1-P1-083		Dictation/ 1:1/Phone Booth	1	Cellular / Ward Offices	28	18	Radiant Panels	Remote Sensor Adj.	Yes	Comfort Cooled Fresh Air	Central Supply and Extract	2 people at 10 l/s per person (7ach)	2 people at 10 l/s per person (7ach)	Balanced	F7	43	n/a	300	n/a	None	A	80	Automatic Controls	Desk 0.75 to 0.85m
1-P1-084		Image Intensifier Bay	1	Circulation Equipment Storage Bays	28	16	Adjacent Space Transfer Air	None	No	None	Central General Extract	0	3	Negative	None	n/a	n/a	200	n/a	None	A	80	Automatic Controls	Floor 0m
1-P1-085		Dictation/ 1:1/Phone Booth	1	Cellular / Ward Offices	28	18	Radiant Panels	Remote Sensor Adj.	Yes	Comfort Cooled Fresh Air	Central Supply and Extract	2 people at 10 l/s per person (7ach)	2 people at 10 l/s per person (7ach)	Balanced	F7	43	n/a	300	n/a	None	A	80	Automatic Controls	Desk 0.75 to 0.85m
1-P1-086		Medical Gas Cylinder Store	1	Storage Area Med Gas	28	16	Adjacent Space Transfer Air	None	No	None	Central General Extract	0	7	Negative	None	n/a	n/a	200	n/a	None	A	80	Automatic Controls	Floor 0m
1-P1-087		Clinical Equipment Store	1	Storage Area Equipment	28	16	Radiant Panels	Remote Sensor Adj.	No	None	Central General Extract	0	3	Negative	None	43	n/a	200	n/a	None	A	80	Automatic Controls	Floor 0m
1-P1-088		IPS Room	1	IPS Room	30	18	Adjacent Space Transfer Air	None	No	None	Central General Extract	0	3	Negative	None	n/a	n/a	200	n/a	None	A	80	Automatic Controls	Floor 0m
1-P1-089		DCN Management Office	1	Cellular / Ward Offices	28	18	Radiant Panels	Remote Sensor Adj.	Yes	Comfort Cooled Fresh Air	Central Supply and Extract	3 people at 10 l/s per person (5ach)	3 people at 10 l/s per person (5ach)	Balanced	F7	43	n/a	300	n/a	None	A	80	Switch	Desk 0.75 to 0.85m
1-P1-090		Dirty Utility: bedpan disposal & urine test	1	Dirty utility	28	18	Radiant Panels	Remote Sensor Adj.	No	None	Central Dirty Extract	0	6	Negative	None	43	41	200	n/a	None	A	80	Automatic Controls	Floor 0m
1-P1-091		Theatre 39	1	Operating Theatre Suite	25	18	warm air via AHU Battery	Local / BMS Adjustable	Yes	Comfort Cooled Fresh Air	Central Supply and Extract	25	7	Positive	F7	43	n/a	1000	n/a	10,000 - 100,000	A	90	Switch	Bed / Trolley 1.45m
1-P1-092		Utility Room 6	1	Operating Theatre Suite	25	18	warm air via AHU Battery	Local / BMS Adjustable	Yes	Comfort Cooled Fresh Air	Central General Extract	0	39	Negative	n/a	43	41	500	n/a	10,000 - 100,000	A	80	Switch	General working plane 1m
1-P1-093		Angiography Procedures Room	1	Operating Theatre Suite	25	18	warm air via AHU Battery	Local / BMS Adjustable	Yes	Comfort Cooled Fresh Air	Central Supply Air	25	0	Positive	F7	43	41	500	n/a	10,000 - 100,000	A	90	Switch	Bed / Trolley 1.45m
1-P1-094		Angiography Procedures Control Room	1	Operating Theatre Suite	25	18	warm air via AHU Battery	Local / BMS Adjustable Sensor	Yes	Ceiling Cassette - Chilled Water	Central Supply and Extract	4	3	Positive	F7	43	n/a	500	n/a	1000	A	90	Switch	Desk 0.75 to 0.85m
1-P1-095		Sterile Supplies Store	1	Clean Utility	28	18	Adjacent Space Transfer	None	No	Comfort Cooled Fresh Air	Central Supply Air	6	0	Positive	F7	n/a	41	150	n/a	None	A	80	Automatic Controls	General working plane 1m
1-P1-097		Image Intensifier Bay	1	Circulation Equipment Storage Bays	28	16	Adjacent Space Transfer Air	None	No	None	Central General Extract	0	10	Negative	None	n/a	n/a	200	n/a	None	A	80	Automatic Controls	Floor 0m
1-P1-098		WC-Staff	1	Toilet	28	18	Adjacent Space Transfer Air	None	No	None	Central Dirty Extract	0	10	Negative	None	n/a	41	200	n/a	None	A	80	Automatic Controls	Floor 0m
1-P1-099		Sterile Supplies Store	1	Clean Utility	28	18	Radiant Panels	Remote Sensor Adj.	Yes	Comfort Cooled Fresh Air	Central Supply Air	6	0	Positive	F7	43	n/a	150	n/a	None	A	80	Automatic Controls	General working plane 1m
1-P1-100		Female Staff Changing and Lockers	1	Changing Facilities	28	18	Radiant Panels	Remote Sensor Adj.	Yes	Comfort Cooled Fresh Air	Central Supply and Extract	5	4	Positive	F7	43	41	100	n/a	None	A	80	Automatic Controls	Floor 0m
1-P1-101		Clean Trays	1	DSR	28	18	Adjacent Space Transfer Air	None	No	None	Central Dirty Extract	0	6	Negative	None	n/a	60	100	n/a	None	A	80	Automatic Controls	Floor 0m
1-P1-102		Male Staff Changing and Lockers	1	Changing Facilities	28	18	Radiant Panels	Remote Sensor Adj.	Yes	Comfort Cooled Fresh Air	Central Supply and Extract	5	4	Positive	F7	43	41	100	n/a	None	A	80	Automatic Controls	Floor 0m
1-P1-103		Footwear Machine Washing Area	1	Dirty utility	28	18	Adjacent Space Transfer Air	None	Yes	Ceiling Cassette - Chilled Water	Central Dirty Extract	0	6	Negative	None	n/a	41	200	n/a	None	A	80	Automatic Controls	Floor 0m
1-P1-104		Dirty Trays	1	Dirty utility	28	18	Adjacent Space Transfer Air	None	No	None	Central Dirty Extract	0	6	Negative	None	n/a	41	200	n/a	None	A	80	Automatic Controls	Floor 0m
1-P1-105		Disposal Hold	1	Disposal Hold	28	16	Adjacent Space Transfer Air	None	No	None	Central Dirty Extract	0	6	Negative	None	n/a	n/a	200	n/a	None	A	80	Automatic Controls	Floor 0m
1-P1-106		Clean Utility	1	Clean Utility	28	18	Radiant Panels	Remote Sensor Adj.	Yes	Comfort Cooled Fresh Air	Central Supply Air	6	0	Positive	F7	43	41	150	n/a	None	A	80	Automatic Controls	General working plane 1m
1-P1-107		Resuscitation Trolley Bay	1	Resus Trolley bay	28	16	Adjacent Space Transfer	None	No	None	None	0	0	n/a	None	n/a	n/a	200	n/a	None	A	80	Automatic Controls	Floor 0m
1-P1-108		Linen Bay	1	Linen Bay	28	16	Adjacent Space Transfer	None	No	None	None	0	0	n/a	None	n/a	n/a	100 (KNX)	n/a	None	A	80	Automatic Controls	Floor 0m
1-P1-109		Recovery bay: post anaesthetic, 1 place	1	Recovery Bay / Recovery Room	25	20	Radiant Panels	Remote Sensor Adj.	Yes	Comfort Cooled Fresh Air	Central Supply and Extract	15	15	Balanced	F7	43	41	500	n/a	None	A	90	Switch / Dimmer	Bed / Trolley 1.45m
1-P1-113		Staff Base	1	Cellular / Ward Offices	28	18	Radiant Panels	Remote Sensor Adj.	Yes	Ceiling Cassette - Chilled Water	Central Supply and Extract	4	3	Positive	F7	43	n/a	300	n/a	None	A	80	Automatic Controls	Desk 0.75 to 0.85m
1-P1-116		Consulting Room 2	1	Consulting Room	25	18	Radiant Panels	Remote Sensor Adj.	Yes	Ceiling Cassette - Chilled Water	Central Supply and Extract	3	3	Balanced	F7	43	41	300	n/a	1000	A	80	Switch	Bed / Trolley 1.45m
1-P1-117		IPS Room	1	IPS Room	30	18	Adjacent Space Transfer Air	None	No	None	Central General Extract	0	3	Negative	None	n/a	n/a	200	n/a	None	A	80	Automatic Controls	Floor 0m
1-P1-118		Consulting Room 3	1	Consulting Room	25	18	Radiant Panels	Remote Sensor Adj.	Yes	Ceiling Cassette - Chilled Water	Central Supply and Extract	3	3	Balanced	F7	43	41	300	n/a	1000	A	80	Switch	Bed / Trolley 1.45m
1-P1-119		Reception	1	Reception	28	18	Radiant Panels	Remote Sensor Adj.	Yes	Ceiling Cassette - Chilled Water	Central Supply and Extract	3	2	Positive	F7	43	n/a	300	n/a	None	A	80	Switch	Desk 0.75 to 0.85m
1-P1-120		Consulting Room 1	1	Consulting Room	25	18	Radiant Panels	Remote Sensor Adj.	Yes	Ceiling Cassette - Chilled Water	Central Supply and Extract	3	3	Balanced	F7	43	41	300	n/a	1000	A	80	Switch	Bed / Trolley 1.45m
1-P1-121		Interview Counselling / Quiet Room	1	Office	25	18	Radiant Panels	Remote Sensor Adj.	Yes	Ceiling Cassette - Chilled Water	Central Supply and Extract	5 people at 10 l/s per person (9ach)	5 people at 10 l/s per person (9ach)	Balanced	F7	43	n/a	300	n/a	None	A	80	Switch	Desk 0.75 to 0.85m
1-P1-122		WC - Wheelchair accessible	1	Toilet	28	18	Adjacent Space Transfer Air	None	No	None	Central Dirty Extract	0	10	Negative	None	n/a	41	200	n/a	None	A	80	Automatic Controls	Floor 0m
1-P1-123		WC - Wheelchair accessible	1	Toilet	28	18	Adjacent Space Transfer Air	None	No	None	Central Dirty Extract	0	10	Negative	None	n/a	41	200	n/a	None	A	80	Automatic Controls	Floor 0m
1-P1-124		Store	1	Cellular / Ward Offices	28	18	Radiant Panels	Remote Sensor Adj.	Yes	Comfort Cooled Fresh Air	Central Supply and Extract	2 people at 10 l/s per person (6ach)	2 people at 10 l/s per person (6ach)	Balanced	F7	43	n/a	300	n/a	None	A	80	Switch	Desk 0.75 to 0.85m
1-P1-127		Changing Cubicles	1	Changing Facilities	28	18	Radiant Panels	Remote Sensor Adj.	Yes	Comfort Cooled Fresh Air	Central Supply and Extract	5	4	Positive	F7	43	n/a	100	n/a	None	A	80	Automatic Controls	Floor 0m
1-P1-128		Admissions Lounge	1	Common room/staff room/lounge	28	18	Radiant Panels	Remote Sensor Adj.	Yes	Comfort Cooled Fresh Air	Central Supply and Extract	6	8	Negative	F7	43	41	300	n/a	None	A	80	Switch	Floor 0m
1-P1-129		Theatre 33	1	Operating Theatre Suite	25	18	warm air via AHU Battery	Local / BMS Adjustable	Yes	Comfort Cooled Fresh Air	Central Supply and Extract	25	7	Positive	F7	43	n/a	1000	n/a	10,000 - 100,000	A	90	Switch	Bed / Trolley 1.45m
1-P1-130		Utility Room	1	Operating Theatre Suite	25	18	warm air via AHU Battery	Local / BMS Adjustable	Yes	Comfort Cooled Fresh Air	Central General Extract	0	39	Negative	n/a	43	41	500	n/a	None	A	90	Switch	General working plane 1m
1-P1-131		Theatre 32	1	Operating Theatre Suite	25	18	warm air via AHU Battery	Local / BMS Adjustable	Yes	Comfort Cooled Fresh Air	Central Supply and Extract	25	7	Positive	F7	43	n/a	500	n/a	10,000 - 100,000	A	90	Switch	Bed / Trolley 1.45m
1-P1-132		Anaesthetic Room 32	1	Operating Theatre Suite	25	18	warm air via AHU Battery	Local / BMS Adjustable Sensor	Yes	Comfort Cooled Fresh Air	Central Supply and Extract	15	15	Balanced	F7	43	41	500	n/a	10,000 - 100,000	A	90	Switch	Bed / Trolley 1.45m

Ross Soutwell:
Adjacent space transfer will not be achieved with positive pressure regime. Please confirm.

RHSC / DCN Environmental Matrix

Room No.	Department	Room Name	Qty	Room Function	Temp (max)	Temp (min)	Heating Type	Heating Control	Cooling (present)	Cooling (type)	Ventilation (type)	Supply (ac/hr)	Extract (ac/hr)	Relative pressure	Min filtration	Surface temp	Water temp	Normal lux	Night lux	Local lux	Standby grade	Colour render	Control	Plane
1-P1-133		Scrub Room 32	1	Operating Theatre Suite	25	18	warm air via AHU Battery	Local / BMS Adjustable	Yes	Comfort Cooled Fresh Air	Central General Extract	0	12	Negative	n/a	43	41	500	n/a	None	A	90	Switch	General working plane 1m
1-P1-134		Prep Room 32	1	Operating Theatre Suite	25	18	warm air via AHU Battery	Local / BMS Adjustable Sensor	Yes	Comfort Cooled Fresh Air	Central Supply Air	10	0	Positive	F7	43	41	500	n/a	None	A	90	Switch	General working plane 1m
1-P1-135		Exit Bay	1	Operating Theatre Suite	25	18	Adjacent Space Transfer Air	None	No	None	None	0	0	n/a	None	n/a	n/a	300	n/a	None	A	80	Automatic Controls	Bed / Trolley 1.45m
1-P1-136		Prep Room 33	1	Operating Theatre Suite	25	18	warm air via AHU Battery	Local / BMS Adjustable	Yes	Comfort Cooled Fresh Air	Central Supply Air	10	0	Positive	F7	43	41	500	n/a	None	A	90	Switch	General working plane 1m
1-P1-137		Scrub Room 33	1	Operating Theatre Suite	25	18	warm air via AHU Battery	Local / BMS Adjustable Sensor	Yes	Comfort Cooled Fresh Air	Central General Extract	0	12	Negative	None	n/a	41	500	n/a	None	A	90	Switch	General working plane 1m
1-P1-138		Anaesthetic Room 33	1	Operating Theatre Suite	25	18	warm air via AHU Battery	Local / BMS Adjustable Sensor	Yes	Comfort Cooled Fresh Air	Central Supply and Extract	15	15	Balanced	F7	43	41	500	n/a	10,000 - 100,000	A	90	Switch	Bed / Trolley 1.45m
1-P1-140		Theatre 34	1	Operating Theatre Suite	25	18	warm air via AHU Battery	Local / BMS Adjustable Sensor	Yes	Comfort Cooled Fresh Air	Central Supply and Extract	25	7	Positive	F7	43	n/a	1000	n/a	10,000 - 100,000	A	90	Switch	Bed / Trolley 1.45m
1-P1-141		Anaesthetic Room 34	1	Operating Theatre Suite	25	18	warm air via AHU Battery	Local / BMS Adjustable Sensor	Yes	Comfort Cooled Fresh Air	Central Supply and Extract	15	15	Balanced	F7	43	41	500	n/a	10,000 - 100,000	A	90	Switch	Bed / Trolley 1.45m
1-P1-143		RHCYP Management Office	1	Cellular / Ward Offices	28	18	Radiant Panels	Remote Sensor Adj.	Yes	Comfort Cooled Fresh Air	Central Supply and Extract	4	3	Positive	F7	43	n/a	300	n/a	None	A	80	Switch	Desk 0.75 to 0.85m
1-P1-144		Image Intensifier Bay	1	Circulation Equipment Storage Bays	28	16	Adjacent Space Transfer Air	None	No	None	Central General Extract	0	3	Negative	None	n/a	n/a	200	n/a	None	A	80	Automatic Controls	Floor 0m
1-P1-145		Dictation/ 1:1/Phone Booth	1	Cellular / Ward Offices	28	18	Radiant Panels	Remote Sensor Adj.	Yes	Comfort Cooled Fresh Air	Central Supply and Extract	2 people at 10 l/s per person (7ach)	2 people at 10 l/s per person (7ach)	Balanced	F7	43	n/a	300	n/a	None	A	80	Automatic Controls	Desk 0.75 to 0.85m
1-P1-146		Clinical Equipment Store	1	Storage Area Equipment	28	16	Radiant Panels	Remote Sensor Adj.	No	None	Central General Extract	0	3	Negative	None	43	n/a	200	n/a	None	A	80	Automatic Controls	Floor 0m
1-P1-147		Office Staff	1	Cellular / Ward Offices	28	18	Radiant Panels	Remote Sensor Adj.	Yes	Ceiling Cassette - Chilled Water	Central Supply and Extract	6	4	Positive	F7	43	n/a	300	n/a	None	A	80	Switch	Desk 0.75 to 0.85m
1-P1-148		Scrub Room 34	1	Operating Theatre Suite	25	18	warm air via AHU Battery	Local / BMS Adjustable Sensor	Yes	Comfort Cooled Fresh Air	Central General Extract	0	12	Negative	None	n/a	41	500	n/a	None	A	90	Switch	General working plane 1m
1-P1-149		Prep Room 34	1	Operating Theatre Suite	25	18	warm air via AHU Battery	Local / BMS Adjustable Sensor	Yes	Comfort Cooled Fresh Air	Central Supply Air	10	0	Positive	F7	43	41	500	n/a	None	A	90	Switch	General working plane 1m
1-P1-151		Exit Bay	1	Operating Theatre Suite	25	18	Radiant Panels	Remote Sensor Adj.	Yes	Ceiling Cassette - Chilled Water	None	0	0	n/a	None	43	n/a	300	n/a	None	A	80	Automatic Controls	Bed / Trolley 1.45m
1-P1-152		Utility Room	1	Operating Theatre Suite	25	18	warm air via AHU Battery	Local / BMS Adjustable Sensor	Yes	Comfort Cooled Fresh Air	Central General Extract	0	12	Negative	None	43	41	500	n/a	None	A	90	Switch	General working plane 1m
1-P1-153		Prep Room 36	1	Operating Theatre Suite	25	18	warm air via AHU Battery	Local / BMS Adjustable Sensor	Yes	Comfort Cooled Fresh Air	Central Supply Air	10	0	Positive	F7	43	41	500	n/a	None	A	90	Switch	General working plane 1m
1-P1-154		Scrub Room 35	1	Operating Theatre Suite	25	18	warm air via AHU Battery	Local / BMS Adjustable Sensor	Yes	Comfort Cooled Fresh Air	Central General Extract	0	12	Negative	None	n/a	41	500	n/a	None	A	90	Switch	General working plane 1m
1-P1-155		Theatre 36	1	Operating Theatre Suite	25	18	warm air via AHU Battery	Local / BMS Adjustable Sensor	Yes	Comfort Cooled Fresh Air	Central Supply and Extract	25	7	Positive	F7	43	n/a	1000	n/a	10,000 - 100,000	A	90	Switch	Bed / Trolley 1.45m
1-P1-156		Anaesthetic Room 35	1	Operating Theatre Suite	25	18	warm air via AHU Battery	Local / BMS Adjustable Sensor	Yes	Comfort Cooled Fresh Air	Central Supply and Extract	15	15	Balanced	F7	43	41	500	n/a	10,000 - 100,000	A	90	Switch	Bed / Trolley 1.45m
1-P1-158		Dirty Scopes Store	1	Dirty utility	28	18	Adjacent Space Transfer Air	None	No	None	Central General Extract	0	3	Negative	None	n/a	41	200	n/a	None	A	80	Automatic Controls	Floor 0m
1-P1-159		Store - Plaster	1	Storage Area Equipment	28	16	Adjacent Space Transfer Air	None	No	None	Central General Extract	0	3	Negative	None	n/a	n/a	200	n/a	None	A	80	Automatic Controls	Floor 0m
1-P1-161		Disposal Hold	1	Disposal Hold	28	16	Adjacent Space Transfer Air	None	No	None	Central Dirty Extract	0	6	Negative	None	n/a	n/a	200	n/a	None	A	80	Automatic Controls	Floor 0m
1-P1-162		Staff Reception / Office / Control Base	1	Reception	28	18	Radiant Panels	Remote Sensor Adj.	Yes	Ceiling Cassette - Chilled Water	Central Supply and Extract	6	4	Positive	F7	43	n/a	300	n/a	None	A	80	Switch	Desk 0.75 to 0.85m
1-P1-163		DSR	1	DSR	28	18	Adjacent Space Transfer Air	None	No	None	Central Dirty Extract	0	6	Negative	None	n/a	60	100	n/a	None	A	80	Automatic Controls	Floor 0m
1-P1-164		Changing Cubicle 2	1	Changing Facilities	28	18	Radiant Panels	Remote Sensor Adj.	Yes	Comfort Cooled Fresh Air	Central Supply and Extract	5	4	Positive	F7	43	n/a	100	n/a	None	A	80	Automatic Controls	Floor 0m
1-P1-165		Changing Cubicle 1	1	Changing Facilities	28	18	Radiant Panels	Remote Sensor Adj.	Yes	Comfort Cooled Fresh Air	Central Supply and Extract	5	4	Positive	F7	43	41	100	n/a	None	A	80	Automatic Controls	Floor 0m
1-P1-167		Changing Cubicle 3	1	Changing Facilities	28	18	Radiant Panels	Remote Sensor Adj.	Yes	Comfort Cooled Fresh Air	Central Supply and Extract	5	4	Positive	F7	43	n/a	100	n/a	None	A	80	Automatic Controls	Floor 0m
1-P1-168		WC - Wheelchair accessible	1	Toilet	28	18	Adjacent Space Transfer Air	None	No	None	Central Dirty Extract	0	10	Negative	None	n/a	41	200	n/a	None	A	80	Automatic Controls	Floor 0m
1-P1-169		WC - Wheelchair accessible	1	Toilet	28	18	Adjacent Space Transfer Air	None	No	None	Central Dirty Extract	0	10	Negative	None	n/a	41	200	n/a	None	A	80	Automatic Controls	Floor 0m
1-P1-170		Immediate Pre Theatre Wait	1	Waiting Room	28	18	Radiant Panels	Remote Sensor Adj.	Yes	Ceiling Cassette - Chilled Water	Central Supply and Extract	5	5	Balanced	F7	43	41	300	n/a	None	A	80	Switch	Bed / Trolley 1.45m
1-P1-171		WC-Staff	1	Toilet	28	18	Adjacent Space Transfer Air	None	No	None	Central Dirty Extract	0	10	Negative	None	n/a	41	200	n/a	None	A	80	Automatic Controls	Floor 0m
1-P1-172		Senior Charge Nurse Office	1	Cellular / Ward Offices	28	18	Radiant Panels	Remote Sensor Adj.	Yes	Ceiling Cassette - Chilled Water	Central Supply and Extract	4	3	Positive	F7	43	n/a	300	n/a	None	A	80	Switch	Desk 0.75 to 0.85m
1-P1-173		Locker Bay	1	Changing Facilities	28	18	Radiant Panels	Remote Sensor Adj.	Yes	Comfort Cooled Fresh Air	Central Supply and Extract	5	4	Positive	F7	43	n/a	100	n/a	None	A	80	Automatic Controls	Floor 0m
1-P1-174		General Office	1	Cellular / Ward Offices	28	18	Radiant Panels	Remote Sensor Adj.	Yes	Ceiling Cassette - Chilled Water	Central Supply and Extract	4	3	Positive	F7	43	n/a	300	n/a	None	A	80	Switch	Desk 0.75 to 0.85m
1-P1-175		Reception	1	Reception	28	18	Radiant Panels	Remote Sensor Adj.	Yes	Comfort Cooled Fresh Air	Central Supply Air	3	0	Positive	F7	43	n/a	300	n/a	None	A	80	Switch	Desk 0.75 to 0.85m
1-P1-176		Consulting Room 6	1	Consulting Room	25	18	Radiant Panels	Remote Sensor Adj.	Yes	Ceiling Cassette - Chilled Water	Central Supply and Extract	3	3	Balanced	F7	43	41	300	n/a	1000	A	80	Switch	Bed / Trolley 1.45m
1-P1-177		Consulting Room 7	1	Consulting Room	25	18	Radiant Panels	Remote Sensor Adj.	Yes	Ceiling Cassette - Chilled Water	Central Supply and Extract	3	3	Balanced	F7	43	41	300	n/a	1000	A	80	Switch	Bed / Trolley 1.45m
1-P1-178		Main Waiting/Play Area	1	Waiting Room	28	18	Radiant Panels	Remote Sensor Adj.	Yes	Ceiling Cassette - Chilled Water	Central Supply and Extract	25 people at 10 l/s per person (7ach)	25 people at 10 l/s per person (7ach)	Balanced	F7	43	n/a	300	n/a	None	A	80	Automatic Controls	Floor 0m
1-P1-179		WC - Wheelchair accessible	1	Toilet	28	18	Adjacent Space Transfer Air	None	No	None	Central Dirty Extract	0	10	Negative	None	n/a	41	200	n/a	None	A	80	Automatic Controls	Floor 0m
1-P1-180		WC Accessible	1	Toilet	28	18	Adjacent Space Transfer Air	None	No	None	Central Dirty Extract	0	10	Negative	None	n/a	41	200	n/a	None	A	80	Automatic Controls	Floor 0m
1-P1-183		Anaesthetic Room 36	1	Operating Theatre Suite	25	18	warm air via AHU Battery	Local / BMS Adjustable Sensor	Yes	Comfort Cooled Fresh Air	Central Supply and Extract	15	15	Balanced	F7	43	41	500	n/a	10,000 - 100,000	A	90	Switch	Bed / Trolley 1.45m
1-P1-184		Anaesthetic Room 38	1	Operating Theatre Suite	25	18	warm air via AHU Battery	Local / BMS Adjustable Sensor	Yes	Comfort Cooled Fresh Air	Central Supply and Extract	15	15	Balanced	F7	43	41	500	n/a	10,000 - 100,000	A	90	Switch	Bed / Trolley 1.45m
1-P1-185		Scrub Room 36	1	Operating Theatre Suite	25	18	warm air via AHU Battery	Local / BMS Adjustable Sensor	Yes	Comfort Cooled Fresh Air	Central General Extract	0	12	Negative	None	n/a	41	500	n/a	None	A	90	Switch	General working plane 1m
1-P1-186		Exit Bay 4	1	Operating Theatre Suite	25	18	Adjacent Space Transfer Air	None	No	None	None	0	0	n/a	None	n/a	41	300	n/a	None	A	80	Switch	Bed / Trolley 1.45m
1-P1-187		Utility Room (interoperative)	1	Operating Theatre Suite	25	18	warm air via AHU Battery	Local / BMS Adjustable Sensor	Yes	Comfort Cooled Fresh Air	Central General Extract	0	39	Negative	None	43	41	500	n/a	None	A	90	Switch	General working plane 1m
1-P1-193		Toy Wash Store	1	Storage Area Equipment	28	16	Adjacent Space Transfer Air	None	No	None	Central General Extract	0	3	Negative	None	n/a	41	200	n/a	None	A	80	Automatic Controls	Floor 0m
1-P1-194		Cleaner Cupboard	1	Storage Area Equipment	28	16	Adjacent Space Transfer Air	None	No	None	Central General Extract	0	3	Negative	None	n/a	n/a	200	n/a	None	A	80	Automatic Controls	Floor 0m
1-P1-195		Store (RHSC)	1	Storage Area Equipment	28	16	Adjacent Space Transfer Air	None	No	None	Central General Extract	0	3	Negative	None	n/a	n/a	200	n/a	None	A	80	Automatic Controls	Floor 0m
1-P1-196		Prep Room 35	1	Operating Theatre Suite	25	18	warm air via AHU Battery	Local / BMS Adjustable Sensor	Yes	Comfort Cooled Fresh Air	Central Supply Air	10	0	Positive	F7	43	41	500	n/a	None	A	90	Switch	General working plane 1m

Ross Soutwell:
Please confirm that Dirty Utility should provide Central Dirty Extract.

Room No.	Department	Room Name	Qty	Room Function	Temp (max)	Temp (min)	Heating Type	Heating Control	Cooling (present)	Cooling (type)	Ventilation (type)	Supply (ac/hr)	Extract (ac/hr)	Relative pressure	Min filtration	Surface temp	Water temp	Normal lux	Night lux	Local lux	Standby grade	Colour render	Control	Plane
1-P1-197		IV Store	1	Storage Area Equipment	28	16	Adjacent Space Transfer Air	None	No	None	Central General Extract	0	3	Negative	None	n/a	n/a	200	n/a	None	A	80	Automatic Controls	Floor 0m
1-P1-001		Corridor	1	Corridor	28	18	Radiant Panels	Remote Sensor Adj.	No	None	None	0	0	n/a	None	43	n/a	200	n/a	None	A	80	Automatic Controls	Floor 0m
1-P1-019		Corridor	1	Corridor	28	18	Radiant Panels	Remote Sensor Adj.	No	None	None	0	0	n/a	None	43	n/a	200	n/a	None	A	80	Automatic Controls	Floor 0m
1-P1-037		Corridor	1	Corridor	28	18	Radiant Panels	Remote Sensor Adj.	No	None	None	0	0	n/a	None	43	n/a	200	n/a	None	A	80	Automatic Controls	Floor 0m
1-P1-062		Corridor	1	Corridor	28	18	None	None	No	None	None	0	0	n/a	None	n/a	n/a	200	n/a	None	A	80	Automatic Controls	Floor 0m
1-P1-082A		Corridor	1	Corridor	28	18	Radiant Panels	Remote Sensor Adj.	No	None	None	0	0	n/a	None	43	n/a	200	n/a	None	A	80	Automatic Controls	Floor 0m
1-P1-082B		Corridor	1	Corridor	28	18	Radiant Panels	Remote Sensor Adj.	No	None	None	0	0	n/a	None	43	n/a	200	n/a	None	A	80	Automatic Controls	Floor 0m
1-P1-110		Corridor	1	Corridor	28	18	Radiant Panels	Remote Sensor Adj.	No	None	None	0	0	n/a	None	43	n/a	200	n/a	None	A	80	Automatic Controls	Floor 0m
1-P1-114		Corridor	1	Corridor	28	18	None	None	No	None	None	0	0	n/a	None	n/a	n/a	200	n/a	None	A	80	Automatic Controls	Floor 0m
1-P1-115		Corridor	1	Corridor	28	18	Radiant Panels	Remote Sensor Adj.	No	None	None	0	0	n/a	None	43	n/a	200	n/a	None	A	80	Automatic Controls	Floor 0m
1-P1-125		Corridor	1	Corridor	28	18	Radiant Panels	Remote Sensor Adj.	No	None	None	0	0	n/a	None	43	n/a	200	n/a	None	A	80	Automatic Controls	Floor 0m
1-P1-126		Corridor	1	Corridor	28	18	Radiant Panels	Remote Sensor Adj.	No	None	None	0	0	n/a	None	43	n/a	200	n/a	None	A	80	Automatic Controls	Floor 0m
1-P1-142		Corridor	1	Corridor	28	18	Radiant Panels	Remote Sensor Adj.	No	None	None	0	0	n/a	None	43	n/a	200	n/a	None	A	80	Automatic Controls	Floor 0m
1-P1-150		Corridor	1	Corridor	28	18	Radiant Panels	Remote Sensor Adj.	No	None	None	0	0	n/a	None	43	n/a	200	n/a	None	A	80	Automatic Controls	Floor 0m
1-P1-166A		Corridor	1	Corridor	28	18	Radiant Panels	Remote Sensor Adj.	No	None	None	0	0	n/a	None	43	41	200	n/a	None	A	80	Automatic Controls	Floor 0m
1-P1-166B		Corridor	1	Corridor	28	18	Radiant Panels	Remote Sensor Adj.	No	None	None	0	0	n/a	None	43	n/a	200	n/a	None	A	80	Automatic Controls	Floor 0m
1-P1-189		Corridor	1	Corridor	28	18	None	None	No	None	None	0	0	n/a	None	n/a	n/a	200	n/a	None	A	80	Automatic Controls	Floor 0m
1-P1-190		Corridor	1	Corridor	28	18	None	None	No	None	None	0	0	n/a	None	n/a	n/a	200	n/a	None	A	80	Automatic Controls	Floor 0m
1-P1-199		Corridor	1	Corridor	28	18	None	None	No	None	None	0	0	n/a	None	n/a	n/a	200	n/a	None	A	80	Automatic Controls	Floor 0m
1-P1-182		Switch Cupboard	1	Switch Cupboard	Not Controlled	Not Controlled	None	None	No	None	None	0	0	n/a	None	n/a	n/a	100	n/a	None	A	80	Automatic Controls	Floor 0m
1-P1-182A		Switch Cupboard	1	Switch Cupboard	Not Controlled	Not Controlled	None	None	No	None	None	0	0	n/a	None	n/a	n/a	100	n/a	None	A	80	Automatic Controls	Floor 0m
1-P1-183B		Switch Cupboard	1	Switch Cupboard	Not Controlled	Not Controlled	None	None	No	None	None	0	0	n/a	None	n/a	n/a	100	n/a	None	A	80	Automatic Controls	Floor 0m
1-P1-191		Switch Cupboard	1	Switch Cupboard	Not Controlled	Not Controlled	None	None	No	None	None	0	0	n/a	None	n/a	n/a	100	n/a	None	A	80	Automatic Controls	Floor 0m
1-P1-192		Switch Cupboard	1	Switch Cupboard	Not Controlled	Not Controlled	None	None	No	None	None	0	0	n/a	None	n/a	n/a	100	n/a	None	A	80	Automatic Controls	Floor 0m
G-Q1-002		IPS Room	1	IPS Room	30	18	Adjacent Space Transfer Air	None	No	None	None	0	0	n/a	None	n/a	n/a	200	n/a	None	A	80	Automatic Controls	Floor 0m
G-Q1-003		Nappy Change Room with handwash	1	Toilet	28	18	Radiant Panels	Remote Sensor Adj.	No	None	Central Dirty Extract	0	10	Negative	None	43	41	200	n/a	None	A	80	Automatic Controls	Floor 0m
G-Q1-004		General X-Ray Room	1	Diagnostic room	25	18	Warm Air - Reheat Battery	BMS Adjustable Sensor	Yes	Ceiling Cassette - Chilled Water	Central Supply and Extract	8	8	Balanced	F7	43	41	300	n/a	1000	A	80	Switch / Dimmer	General working plane 1m
G-Q1-005		Changing Cubicles	1	Changing Facilities	28	18	Radiant Panels	Remote Sensor Adj.	Yes	Comfort Cooled Fresh Air	Central Supply and Extract	5	4	Positive	F7	43	n/a	100	n/a	None	A	80	Automatic Controls	Floor 0m
G-Q1-006		Changing Cubicles	1	Changing Facilities	28	18	Radiant Panels	Remote Sensor Adj.	Yes	Comfort Cooled Fresh Air	Central Supply and Extract	5	4	Positive	F7	43	n/a	100	n/a	None	A	80	Automatic Controls	Floor 0m
G-Q1-007		Trolley Bay	1	Circulation Equipment Storage Bays	28	16	Radiant Panels	Remote Sensor Adj.	No	None	None	0	0	n/a	None	43	n/a	200	n/a	None	A	80	Automatic Controls	Floor 0m
G-Q1-008		Processing Area	1	Diagnostic room	25	18	Radiant Panels	Remote Sensor Adj.	Yes	Ceiling Cassette - Chilled Water	Central Supply and Extract	8	8	Balanced	F7	43	n/a	300	n/a	1000	A	80	Switch / Dimmer	General working plane 1m
G-Q1-009		Acute Reporting	1	Cellular / Ward Offices	28	18	Radiant Panels	Remote Sensor Adj.	Yes	Ceiling Cassette - Chilled Water	Central Supply and Extract	4 people at 10 l/s per person (6ach)	4 people at 10 l/s per person (6ach)	Balanced	F7	43	n/a	300	n/a	None	A	80	Switch	Desk 0.75 to 0.85m
G-Q1-010		Ultrasound Room 1	1	Diagnostic room	25	18	Radiant Panels	Remote Sensor Adj.	Yes	Ceiling Cassette - Chilled Water	Central Supply and Extract	15	15	Balanced	F7	43	41	300	n/a	1000	A	80	Switch / Dimmer	General working plane 1m
G-Q1-011		Changing Cubicle 3	1	Changing Facilities	28	18	Radiant Panels	Remote Sensor Adj.	Yes	Comfort Cooled Fresh Air	Central Supply and Extract	5	4	Positive	F7	43	n/a	100	n/a	None	A	80	Automatic Controls	Floor 0m
G-Q1-012		General X-Ray Room	1	Diagnostic room	25	18	Warm Air - Reheat Battery	BMS Adjustable Sensor	Yes	Ceiling Suspended Unit	Central Supply and Extract	8	8	Balanced	F7	43	41	300	n/a	1000	A	80	Switch / Dimmer	General working plane 1m
G-Q1-013		Changing Cubicle 4	1	Changing Facilities	28	18	Radiant Panels	Remote Sensor Adj.	Yes	Comfort Cooled Fresh Air	Central Supply and Extract	5	4	Positive	F7	43	n/a	100	n/a	None	A	80	Automatic Controls	Floor 0m
G-Q1-014		Ultrasound Room 2	1	Diagnostic room	25	18	Warm Air - Reheat Battery	BMS Adjustable Sensor	Yes	Ceiling Cassette - Chilled Water	Central Supply and Extract	15	15	Balanced	F7	43	41	300	n/a	1000	A	80	Switch / Dimmer	General working plane 1m
G-Q1-015		Changing Cubicle 5	1	Changing Facilities	28	18	Radiant Panels	Remote Sensor Adj.	Yes	Comfort Cooled Fresh Air	Central Supply and Extract	5	4	Positive	F7	43	n/a	100	n/a	None	A	80	Automatic Controls	Floor 0m
G-Q1-016		Fluoroscopy Screening Room	1	Diagnostic room	25	18	Warm Air - Reheat Battery	BMS Adjustable Sensor	Yes	Ceiling Suspended Unit	Central Supply and Extract	15	15	Balanced	F7	43	41	300	n/a	1000	A	80	Switch / Dimmer	General working plane 1m
G-Q1-017		Fluoroscopy Preparation Room	1	Consulting Room	25	18	Radiant Panels	Remote Sensor Adj.	Yes	Comfort Cooled Fresh Air	Central Supply Air	10	0	Positive	F7	43	41	300	n/a	1000	A	80	Switch	General working plane 1m
G-Q1-018		Ultrasound Waiting Area	1	Waiting Room	28	18	Radiant Panels	Remote Sensor Adj.	Yes	Comfort Cooled Fresh Air	Central Supply and Extract	6 people at 10 l/s per person (10ach)	6 people at 10 l/s per person (10ach)	Balanced	F7	43	n/a	300	n/a	None	A	80	Automatic Controls	Floor 0m
G-Q1-019		WC - Wheelchair accessible	1	Toilet	28	18	Adjacent Space Transfer Air	None	No	None	Central Dirty Extract	0	10	Negative	None	n/a	41	200	n/a	None	A	80	Automatic Controls	Floor 0m
G-Q1-020		Patient Interview Room	1	Meeting Room	25	18	Radiant Panels	Remote Sensor Adj.	Yes	Ceiling Cassette - Chilled Water	Central Supply & Extract	4	4	Balanced	F7	43	n/a	300	n/a	None	A	80	Switch	Desk 0.75 to 0.85m
G-Q1-021		Baby Infant / Feeding Room	1	Baby Feeding	28	18	Radiant Panels	Remote Sensor Adj.	No	None	Central Dirty Extract	0	10	Negative	None	43	41	100	n/a	None	A	80	Switch	Floor 0m
G-Q1-022		WC - Wheelchair accessible	1	Toilet	28	18	Adjacent Space Transfer Air	None	No	None	Central Dirty Extract	0	10	Negative	None	n/a	41	200	n/a	None	A	80	Automatic Controls	Floor 0m
G-Q1-023		Registrars Office (5 desks)	1	Cellular / Ward Offices	28	18	Radiant Panels	Remote Sensor Adj.	Yes	Ceiling Cassette - Chilled Water	Central Supply and Extract	6	4	Positive	F7	43	n/a	300	n/a	None	A	80	Switch	Desk 0.75 to 0.85m
G-Q1-024		Dirty Utility	1	Dirty utility	28	18	Adjacent Space Transfer Air	None	No	None	Central Dirty Extract	0	6	Negative	None	n/a	41	200	n/a	None	A	80	Automatic Controls	Floor 0m
G-Q1-025		Radioactive Waste Store	1	Storage Area Equipment	28	16	Radiant Panels	Remote Sensor Adj.	No	None	Central General Extract	0	10	Negative	None	43	n/a	200	n/a	None	A	80	Automatic Controls	Floor 0m
G-Q1-027		Cold Waiting Area	1	Waiting Room	28	18	Radiant Panels	Remote Sensor Adj.	Yes	Comfort Cooled Fresh Air	Central Supply and Extract	6 people at 10 l/s per person (8ach)	6 people @ 10 l/s/p + Make Up Air (12ach)	Positive	F7	43	n/a	300	n/a	None	A	80	Automatic Controls	Floor 0m
G-Q1-028		Radioisotope Preperation Room	1	Consulting Room	25	18	Radiant Panels	Remote Sensor Adj.	Yes	Comfort Cooled Fresh Air	Central Supply Air	10	0	Positive	F7	43	41	300	n/a	1000	A	80	Switch	General working plane 1m

Ross Soutwell:
Please confirm room should provide ventilation as per other IPS rooms.

Room No.	Department	Room Name	Qty	Room Function	Temp (max)	Temp (min)	Heating Type	Heating Control	Cooling (present)	Cooling (type)	Ventilation (type)	Supply (ac/hr)	Extract (ac/hr)	Relative pressure	Min filtration	Surface temp	Water temp	Normal lux	Night lux	Local lux	Standby grade	Colour render	Control	Plane
G-Q1-029		WC - Wheelchair accessible (hot)	1	Toilet	28	18	Adjacent Space Transfer Air	None	No	None	Central Dirty Extract	0	10	Negative	None	n/a	41	200	n/a	None	A	80	Automatic Controls	Floor 0m
G-Q1-030		Gamma Camera Admin Office	1	Cellular / Ward Offices	28	18	Radiant Panels	Remote Sensor Adj.	Yes	Wall Mounted Unit	Central Supply and Extract	4	3	Positive	F7	43	n/a	300	n/a	None	A	80	Switch	Desk 0.75 to 0.85m
G-Q1-031		Medical Physics Office	1	Cellular / Ward Offices	28	18	Radiant Panels	Remote Sensor Adj.	Yes	Ceiling Cassette - Chilled Water	Central Supply and Extract	4	3	Positive	F7	43	n/a	300	n/a	None	A	80	Switch	Desk 0.75 to 0.85m
G-Q1-032		Radio Nuclide Imaging Reporting	1	Cellular / Ward Offices	28	18	Radiant Panels	Remote Sensor Adj.	Yes	Ceiling Cassette - Chilled Water	Central Supply and Extract	4	3	Positive	F7	43	n/a	300	n/a	None	A	80	Switch	Desk 0.75 to 0.85m
G-Q1-033		Emergency Shower	1	Bathroom	28	20	Adjacent Space Transfer Air	None	No	None	Central Dirty Extract	0	10	Negative	None	n/a	41	200	n/a	None	A	80	Automatic Controls	Floor 0m
G-Q1-034		Hot Waiting Area	1	Waiting Room	28	18	Radiant Panels	Remote Sensor Adj.	Yes	Comfort Cooled Fresh Air	Central Supply and Extract	6 people at 10 l/s per person (8ach)	6 people @ 10 l/s/p + Make Up Air(12ach)	Positive	F7	43	n/a	300	n/a	None	A	80	Automatic Controls	Floor 0m
G-Q1-035		Radioisotope Injection Room 1	1	Consulting Room	25	18	Radiant Panels	Remote Sensor Adj.	Yes	Ceiling Cassette - Chilled Water	Central Supply Air	10	0	Positive	F7	43	41	300	n/a	1000	A	80	Switch	General working plane 1m
G-Q1-036		Recovery Area 1	1	Recovery Bay / Recovery Room	25	20	Radiant Panels	Remote Sensor Adj.	Yes	Comfort Cooled Fresh Air	Central Supply and Extract	15	15	Balanced	F7	43	41	500	n/a	None	A	90	Switch / Dimmer	Bed / Trolley 1.45m
G-Q1-037		Changing Cubicles	1	Changing Facilities	28	18	Radiant Panels	Remote Sensor Adj.	Yes	Comfort Cooled Fresh Air	Central Supply and Extract	5	4	Positive	F7	43	n/a	100	n/a	None	A	80	Automatic Controls	Floor 0m
G-Q1-039		Radio Nuclide Imaging 1	1	Diagnostic room	25	18	Radiant Panels	Remote Sensor Adj.	Yes	Wall Mounted Unit & Ceiling Suspended Unit	Central Supply and Extract			anced	F7	43	41	300	n/a	1000	A	80	Switch / Dimmer	General working plane 1m
G-Q1-042		Control Room	1	Consulting Room	25	18	Radiant Panels	Remote Sensor Adj.	Yes	Ceiling Cassette - Chilled Water	Central Supply and Extract			sitive	F7	43	41	300	n/a	1000	A	80	Switch	Bed / Trolley 1.45m
G-Q1-043		Changing Room 2	1	Changing Facilities	28	18	Radiant Panels	Remote Sensor Adj.	Yes	Comfort Cooled Fresh Air	Central Supply and Extract	5	4	Positive	F7	43	n/a	100	n/a	None	A	80	Automatic Controls	Floor 0m
G-Q1-044		Radio Nuclide Imaging 2	1	Diagnostic room	25	18	Radiant Panels	Remote Sensor Adj.	Yes	Wall Mounted Unit & Ceiling Suspended Unit	Central Supply and Extract	15	15	Balanced	F7	43	41	300	n/a	1000	A	80	Switch / Dimmer	General working plane 1m
G-Q1-045		Radioisotope Injection Room 2	1	Consulting Room	25	18	Radiant Panels	Remote Sensor Adj.	Yes	Ceiling Cassette - Chilled Water	Central Supply and Extract	10	0	Positive	F7	43	41	300	n/a	1000	A	80	Switch	General working plane 1m
G-Q1-046		Stress Room	1	Consulting Room	25	18	Radiant Panels	Remote Sensor Adj.	Yes	Ceiling Cassette - Chilled Water	Central Supply and Extract	3	3	Balanced	F7	43	41	300	n/a	1000	A	80	Switch	Bed / Trolley 1.45m
G-Q1-047		Hot Waiting Area	1	Waiting Room	28	18	Radiant Panels	Remote Sensor Adj.	Yes	Ceiling Cassette - Chilled Water	Central Supply and Extract	6 people at 10 l/s per person (8ach)	6 people at 10 l/s per person (8ach)	Balanced	F7	43	n/a	300	n/a	None	A	80	Automatic Controls	Floor 0m
G-Q1-048		WC - Wheelchair accessible (hot)	1	Toilet	28	18	Adjacent Space Transfer Air	None	No	None	Central Dirty Extract	0	10	Negative	None	n/a	41	200	n/a	None	A	80	Automatic Controls	Floor 0m
G-Q1-049		WC - Wheelchair accessible (cold)	1	Toilet	28	18	Adjacent Space Transfer Air	None	No	None	Central Dirty Extract	0	10	Negative	None	n/a	41	200	n/a	None	A	80	Automatic Controls	Floor 0m
G-Q1-050		Cold Waiting Area	1	Waiting Room	28	18	Radiant Panels	Remote Sensor Adj.	Yes	Comfort Cooled Fresh Air	Central Supply and Extract	6 people at 10 l/s per person (8ach)	6 people at 10 l/s per person (8ach)	Balanced	F7	43	n/a	300	n/a	None	A	80	Automatic Controls	Floor 0m
G-Q1-052		Radioisotope Counting Laboratory	1	Laboratory	25	18	Radiant Panels	Remote Sensor Adj.	Yes	Ceiling Cassette - Chilled Water	Central Supply and Extract	6 people at 10 l/s per person (6ach)	6 people at 10 l/s per person (6ach)	Balanced	F7	43	60	500	n/a	None	A	80	Switch	General working plane 1m
G-Q1-053		DSR	1	DSR	28	18	Adjacent Space Transfer Air	None	No	None	Central Dirty Extract	0	6	Negative	None	n/a	60	100	n/a	None	A	80	Automatic Controls	Floor 0m
G-Q1-054		Meeting Room 1	1	Meeting Room	25	18	Radiant Panels	Remote Sensor Adj.	Yes	Wall Mounted Unit	Central Supply and Extract	4 people at 10 l/s per person (10ach)	4 people at 10 l/s per person (10ach)	Balanced	F7	43	n/a	300	n/a	None	A	80	Switch	Desk 0.75 to 0.85m
G-Q1-055		Meeting Room 2	1	Meeting Room	25	18	Radiant Panels	Remote Sensor Adj.	Yes	Ceiling Cassette - Chilled Water	Central Supply and Extract	6 people at 10 l/s per person (9ach)	6 people at 10 l/s per person (9ach)	Balanced	F7	43	n/a	300	n/a	None	A	80	Switch	Desk 0.75 to 0.85m
G-Q1-057		Other Clinical Staff Office (7 Person)	1	Cellular / Ward Offices	28	18	Radiant Panels	Remote Sensor Adj.	Yes	Ceiling Cassette - Chilled Water	Central Supply and Extract	6	4	Positive	F7	43	n/a	300	n/a	None	A	80	Switch	Desk 0.75 to 0.85m
G-Q1-058		Acute Reporting	1	Cellular / Ward Offices	28	18	Radiant Panels	Remote Sensor Adj.	Yes	Ceiling Cassette - Chilled Water	Central Supply and Extract	10 people at 10 l/s per person (5ach)	10 people at 10 l/s per person (5ach)	Balanced	F7	43	n/a	300	n/a	None	A	80	Switch	Desk 0.75 to 0.85m
G-Q1-059		CT Room 1	1	Diagnostic room	25	18	Radiant Panels	Remote Sensor Adj.	Yes	Wall Mounted Unit & Ceiling Suspended Unit	Central Supply and Extract	15	15	Balanced	F7	43	41	300	n/a	1000	A	80	Switch / Dimmer	General working plane 1m
G-Q1-061		Disabled Toilet	1	Toilet	28	18	Adjacent Space Transfer Air	None	No	None	Central Dirty Extract	0	10	Negative	None	n/a	41	200	n/a	None	A	80	Automatic Controls	Floor 0m
G-Q1-062		WC - Patients	1	Toilet	28	18	Adjacent Space Transfer Air	None	No	None	Central Dirty Extract	0	10	Negative	None	n/a	41	200	n/a	None	A	80	Automatic Controls	Floor 0m
G-Q1-063		Linen Bay	1	Linen Bay	28	16	Adjacent Space Transfer Air	None	No	None	None	0	0	n/a	None	n/a	n/a	100	n/a	None	A	80	Automatic Controls	Floor 0m
G-Q1-064		Resuscitation Trolley Bay	1	Circulation Equipment Storage Bays	28	16	Adjacent Space Transfer Air	None	No	None	None	0	0	n/a	None	n/a	n/a	200	n/a	None	A	80	Automatic Controls	Floor 0m
G-Q1-066		Preparation Room	1	Consulting Room	25	18	Radiant Panels	Remote Sensor Adj.	Yes	Comfort Cooled Fresh Air	Central Supply Air	10	0	Positive	F7	43	41	300	n/a	1000	A	80	Switch	General working plane 1m
G-Q1-067		Disabled Toilet	1	Toilet	28	18	Adjacent Space Transfer Air	None	No	None	Central Dirty Extract	0	10	Negative	None	n/a	41	200	n/a	None	A	80	Automatic Controls	Floor 0m
G-Q1-068		Toilets	1	Toilet	28	18	Adjacent Space Transfer Air	None	No	None	Central Dirty Extract	0	10	Negative	None	n/a	41	200	n/a	None	A	80	Automatic Controls	Floor 0m
G-Q1-069		CT - Changing Cubicle 1	1	Changing Facilities	28	18	Radiant Panels	Remote Sensor Adj.	Yes	Comfort Cooled Fresh Air	Central Supply and Extract	5	4	Positive	F7	43	n/a	100	n/a	None	A	80	Automatic Controls	Floor 0m
G-Q1-070		CT - Changing Cubicle 2	1	Changing Facilities	28	18	Radiant Panels	Remote Sensor Adj.	Yes	Comfort Cooled Fresh Air	Central Supply and Extract	5	4	Positive	F7	43	n/a	100	n/a	None	A	80	Automatic Controls	Floor 0m
G-Q1-071		Control Room - CT	1	Cellular / Ward Offices	25	18	Radiant Panels	Remote Sensor Adj.	Yes	Wall Mounted Unit	Central Supply and Extract	5 people at 10 l/s per person (4ach)	5 people at 10 l/s per person (4ach)	Balanced	F7	43	n/a	300	n/a	None	A	80	Switch	Desk 0.75 to 0.85m
G-Q1-072		Imaging Reporting	1	Cellular / Ward Offices	28	18	Radiant Panels	Remote Sensor Adj.	Yes	Ceiling Cassette - Chilled Water	Central Supply and Extract	4 people at 10 l/s per person (4ach)	4 people at 10 l/s per person (4ach)	Balanced	F7	43	n/a	300	n/a	None	A	80	Switch	Desk 0.75 to 0.85m
G-Q1-073		Quiet Reporting	1	Cellular / Ward Offices	28	18	Radiant Panels	Remote Sensor Adj.	Yes	Ceiling Cassette - Chilled Water	Central Supply and Extract	8 people at 10 l/s per person (5ach)	8 people at 10 l/s per person (5ach)	Balanced	F7	43	n/a	300	n/a	None	A	80	Switch	Desk 0.75 to 0.85m
G-Q1-074		Consultant Office (5 person)	1	Cellular / Ward Offices	28	18	Radiant Panels	Remote Sensor Adj.	Yes	Ceiling Cassette - Chilled Water	Central Supply and Extract	6	4	Positive	F7	43	n/a	300	n/a	None	A	80	Switch	Desk 0.75 to 0.85m
G-Q1-075		Consultant Office (5 person)	1	Cellular / Ward Offices	28	18	Radiant Panels	Remote Sensor Adj.	Yes	Ceiling Cassette - Chilled Water	Central Supply and Extract	6	4	Positive	F7	43	n/a	300	n/a	None	A	80	Switch	Desk 0.75 to 0.85m
G-Q1-076		Ultrasound Admin Office	1	Cellular / Ward Offices	28	18	Radiant Panels	Remote Sensor Adj.	Yes	Ceiling Cassette - Chilled Water	Central Supply and Extract	4	3	Positive	F7	43	n/a	300	n/a	None	A	80	Switch	Desk 0.75 to 0.85m
G-Q1-077		Admin Office	1	Cellular / Ward Offices	28	18	Radiant Panels	Remote Sensor Adj.	Yes	Ceiling Cassette - Chilled Water	Central Supply and Extract	6	4	Positive	F7	43	n/a	300	n/a	None	A	80	Switch	Desk 0.75 to 0.85m
G-Q1-078		Waiting Area - Main Dept	1	Waiting Room	28	18	Radiant Panels	Remote Sensor Adj.	Yes	Ceiling Cassette - Chilled Water	Central Supply and Extract	31 people at 10 l/s per person (10ach)	31 people at 10 l/s per person (10ach)	Balanced	F7	43	n/a	300	n/a	None	A	80	Switch	Floor 0m

Ross Soutwell:
Please confirm if extract is required as room shows 0 ACH extract.

Room No.	Department		Room Name	Qty	Room Function	Temp (max)	Temp (min)	Heating Type	Heating Control	Cooling (present)	Cooling (type)	Ventilation (type)	Supply (ac/hr)	Extract (ac/hr)	Relative pressure	Min filtration	Surface temp	Water temp	Normal lux	Night lux	Local lux	Standby grade	Colour render	Control	Plane
G-Q1-079	Q1	Radiology	Reception	1	Reception	28	18	Radiant Panels	Remote Sensor Adj.	Yes	Ceiling Cassette - Chilled Water	Central Supply Air	4	0	Positive	F7	43	n/a	300	n/a	None	A	80	Switch	Desk 0.75 to 0.85m
G-Q1-080			Waiting Area	1	Waiting Room	28	18	Radiant Panels	Remote Sensor Adj.	Yes	Ceiling Cassette - Chilled Water	Central Supply and Extract	20 people at 10 l/s per person (8ach)	20 people at 10 l/s per person (13ach)	Balanced	F7	43	n/a	300	n/a	None	A	80	Switch	Floor 0m
G-Q1-081			Doppler Ultrasound	1	Diagnostic room	25	18	Radiant Panels	Remote Sensor Adj.	Yes	Comfort Cooled Fresh Air	Central Supply and Extract	15	15	Balanced	F7	43	41	300	n/a	1000	A	80	Switch / Dimmer	General working plane 1m
G-Q1-082			Meeting Room 3	1	Meeting Room	25	18	Radiant Panels	Remote Sensor Adj.	Yes	Wall Mounted Unit	Central Supply and Extract	4 people at 10 l/s per person (9ach)	4 people at 10 l/s per person (9ach)	Balanced	F7	43	n/a	300	n/a	None	A	80	Switch	Desk 0.75 to 0.85m
G-Q1-083			Photocopy Room	1	Cellular / Ward Offices	28	18	Adjacent Space Transfer Air	None	No	None	Central General Extract	0	3	Negative	None	n/a	n/a	300	n/a	None	A	80	Automatic Controls	Desk 0.75 to 0.85m
G-Q1-084			Disposal Hold	1	Disposal Hold	28	16	Adjacent Space Transfer Air	None	No	None	Central Dirty Extract	0	6	Negative	None	n/a	n/a	200	n/a	None	A	80	Automatic Controls	Floor 0m
G-Q1-086			MRI 4 Control Room (Shelled Space)	1	Cellular / Ward Offices	25	18	Radiant Panels	Remote Sensor Adj.	Yes	Wall Mounted Unit	Central Supply and Extract	6	4	Positive	F7	43	n/a	300	n/a	None	A	80	Switch	Desk 0.75 to 0.85m
G-Q1-089			Inpatient Holding Bays	1	Circulation Equipment Storage Bays	28	16	Radiant Panels	Remote Sensor Adj.	Yes	Ceiling Cassette - Chilled Water	Central Supply and Extract	10	6	Positive	F7	43	41	200	n/a	None	A	80	Automatic Controls	Floor 0m
G-Q1-092			MRI 4 (Shelled Space)	1	Diagnostic room	25	18	Warm Air - Reheat Battery	BMS Adjustable Sensor	Yes	By Specialist	Central Supply and Extract	15	15	Balanced	F7	43	n/a	300	n/a	1000	A	80	Switch / Dimmer	General working plane 1m
G-Q1-094			Waiting Area	1	Waiting Room	28	18	Radiant Panels	Remote Sensor Adj.	Yes	Comfort Cooled Fresh Air	Central Supply and Extract	6 people at 10 l/s per person (13ach)	6 people at 10 l/s per person (13ach)	Balanced	F7	43	n/a	300	n/a	None	A	80	Switch	Floor 0m
G-Q1-095			Cubicle 1	1	Changing Facilities	28	18	Radiant Panels	Remote Sensor Adj.	Yes	Comfort Cooled Fresh Air	Central Supply and Extract	5	4	Positive	F7	43	n/a	100	n/a	None	A	80	Automatic Controls	Floor 0m
G-Q1-096			Cubicle 2	1	Changing Facilities	28	18	Radiant Panels	Remote Sensor Adj.	Yes	Comfort Cooled Fresh Air	Central Supply and Extract	5	4	Positive	F7	43	n/a	100	n/a	None	A	80	Automatic Controls	Floor 0m
G-Q1-097			WC - Wheelchair accessible	1	Toilet	28	18	Adjacent Space Transfer Air	None	No	None	Central Dirty Extract	0	10	Negative	None	n/a	41	200	n/a	None	A	80	Automatic Controls	Floor 0m
G-Q1-098			Recovery Bays	1	Recovery	28	16	Radiant Panels	Remote Sensor Adj.	Yes	Comfort Cooled Fresh Air	Central Supply and Extract	15	15	Balanced	F7	43	41	500	n/a	None	A	90	Switch	Floor 0m
G-Q1-099			Equipment Room 1 (Shelled Space)	1	Storage Area Equipment	28	16	Adjacent Space Transfer Air	None	Yes	Floor Mounted Unit Chilled Water	Central General Extract	0	3	Negative	None	n/a	n/a	200	n/a	None	A	80	Automatic Controls	Floor 0m
G-Q1-100			Equipment Room	1	Storage Area Equipment	28	16	Adjacent Space Transfer Air	None	Yes	Floor Mounted Unit Chilled Water	Central General Extract	0	3	Negative	None	n/a	n/a	200	n/a	None	A	80	Automatic Controls	Floor 0m
G-Q1-102			DSR	1	DSR	28	18	Adjacent Space Transfer Air	None	No	None	Central Dirty Extract	0	6	Negative	None	n/a	60	100	n/a	None	A	80	Automatic Controls	Floor 0m
G-Q1-103			Cubicle 3	1	Changing Facilities	28	18	Radiant Panels	Remote Sensor Adj.	Yes	Comfort Cooled Fresh Air	Central Supply and Extract	5	4	Positive	F7	43	n/a	100	n/a	None	A	80	Automatic Controls	Floor 0m
G-Q1-104			Cubicle 4	1	Changing Facilities	28	18	Radiant Panels	Remote Sensor Adj.	Yes	Comfort Cooled Fresh Air	Central Supply and Extract	5	4	Positive	F7	43	n/a	100	n/a	None	A	80	Automatic Controls	Floor 0m
G-Q1-105			Cubicle 5	1	Changing Facilities	28	18	Radiant Panels	Remote Sensor Adj.	Yes	Comfort Cooled Fresh Air	Central Supply and Extract	5	4	Positive	F7	43	n/a	100	n/a	None	A	80	Automatic Controls	Floor 0m
G-Q1-106			Cubicle 6	1	Changing Facilities	28	18	Radiant Panels	Remote Sensor Adj.	Yes	Comfort Cooled Fresh Air	Central Supply and Extract	5	4	Positive	F7	43	n/a	100	n/a	None	A	80	Automatic Controls	Floor 0m
G-Q1-108			Adult Injection Room 1	1	Treatment Room	25	18	Radiant Panels	Remote Sensor Adj.	Yes	Comfort Cooled Fresh Air	Central Supply Air	10	0	Positive	F7	43	41	500	n/a	1000	A	90	Switch	Bed / Trolley 1.45m
G-Q1-109			Toilets	1	Toilet	28	18	Adjacent Space Transfer Air	None	No	None	Central Dirty Extract	0	10	Negative	None	n/a	41	200	n/a	None	A	80	Automatic Controls	Floor 0m
G-Q1-110			MRI 3	1	Diagnostic room	25	18	Warm Air - Reheat Battery	BMS Adjustable Sensor	Yes	By Specialist	Central Supply and Extract	15	15	Balanced	F7	43	n/a	300	n/a	1000	A	80	Switch / Dimmer	General working plane 1m
G-Q1-111			MRI 3/4 Control Room	1	Control Room - MRI	25	18	Radiant Panels	Remote Sensor Adj.	Yes	Ceiling Suspended Unit	Central Supply and Extract	6	4	Positive	F7	43	n/a	400	n/a	None	A	80	Switch	Desk 0.75 to 0.85m
G-Q1-112			Clean Utility	1	Clean Utility	28	18	Radiant Panels	Remote Sensor Adj.	Yes	Comfort Cooled Fresh Air	Central Supply Air	6	0	Positive	F7	43	41	150	n/a	None	A	80	Automatic Controls	General working plane 1m
G-Q1-113			Dirty Utility	1	Dirty utility	28	18	Adjacent Space Transfer Air	None	No	None	Central Dirty Extract	0	6	Negative	None	n/a	41	200	n/a	None	A	80	Automatic Controls	Floor 0m
G-Q1-114			Store Room	1	Storage Area Equipment	28	16	Radiant Panels	Remote Sensor Adj.	No	None	Central General Extract	0	3	Negative	None	43	n/a	200	n/a	None	A	80	Automatic Controls	Floor 0m
G-Q1-115			Adult Waiting Area	1	Waiting Room	28	18	Radiant Panels	Remote Sensor Adj.	Yes	Comfort Cooled Fresh Air	Central Supply and Extract	4 people at 10 l/s per person (7ach)	4 people at 10 l/s per person (7ach)	Balanced	F7	43	n/a	300	n/a	None	A	80	Switch	Floor 0m
G-Q1-119			Waiting Area	1	Waiting Room	28	18	Radiant Panels	Remote Sensor Adj.	Yes	Comfort Cooled Fresh Air	Central Supply and Extract	4 people at 10 l/s per person (4ach)	4 people at 10 l/s per person (4ach)	Balanced	F7	43	n/a	300	n/a	None	A	80	Switch	Floor 0m
G-Q1-120			MRI Reporting	1	Cellular / Ward Offices	28	18	Radiant Panels	Remote Sensor Adj.	Yes	Ceiling Cassette - Chilled Water	Central Supply and Extract	4 people at 10 l/s per person (5ach)	4 people at 10 l/s per person (5ach)	Balanced	F7	43	n/a	300	n/a	None	A	80	Switch	Desk 0.75 to 0.85m
G-Q1-121			Baby Infant / Feeding Room	1	Baby Feeding	28	18	Radiant Panels	Remote Sensor Adj.	No	None	Central Dirty Extract	0	10	Negative	None	43	41	100	n/a	None	A	80	Switch	Floor 0m
G-Q1-123			MRI 2	1	Diagnostic room	25	18	Warm Air - Reheat Battery	BMS Adjustable Sensor	Yes	By Specialist	Central Supply and Extract	15	15	Balanced	F7	43	n/a	300	n/a	1000	A	80	Switch / Dimmer	General working plane 1m
G-Q1-124			Equipment Room 3	1	Storage Area Equipment	28	16	Adjacent Space Transfer Air	None	Yes	Floor Mounted Unit Chilled Water	Central General Extract	0	3	Negative	None	n/a	n/a	200	n/a	None	A	80	Automatic Controls	Floor 0m
G-Q1-125			Recovery Area - 1 place	1	Treatment Room	25	18	Radiant Panels	Remote Sensor Adj.	Yes	Comfort Cooled Fresh Air	Central Supply and Extract	15	15	Balanced	F7	43	41	500	n/a	1000	A	90	Switch	Bed / Trolley 1.45m
G-Q1-126			WC - Wheelchair accessible	1	Toilet	28	18	Adjacent Space Transfer Air	None	No	None	Central Dirty Extract	0	10	Negative	None	n/a	41	200	n/a	None	A	80	Automatic Controls	Floor 0m
G-Q1-127			WC - Wheelchair accessible & change	1	Toilet	28	18	Radiant Panels	Remote Sensor Adj.	No	None	Central Dirty Extract	0	10	Negative	None	43	41	200	n/a	None	A	80	Automatic Controls	Floor 0m
G-Q1-128			Cubicle 7 - Accessible	1	Changing Facilities	28	18	Radiant Panels	Remote Sensor Adj.	Yes	Comfort Cooled Fresh Air	Central Supply and Extract	5	4	Positive	F7	43	n/a	100	n/a	None	A	80	Automatic Controls	Floor 0m
G-Q1-129			Cubicle 8 - Accessible	1	Changing Facilities	28	18	Radiant Panels	Remote Sensor Adj.	Yes	Comfort Cooled Fresh Air	Central Supply and Extract	5	4	Positive	F7	43	n/a	100	n/a	None	A	80	Automatic Controls	Floor 0m
G-Q1-130			Induction Area - 1 place	1	Treatment Room	25	18	Radiant Panels	Remote Sensor Adj.	Yes	Ceiling Cassette - Chilled Water	Central Supply and Extract	15	15	Balanced	F7	43	41	500	n/a	1000	A	90	Switch	Bed / Trolley 1.45m
G-Q1-131			Staff WC	1	Toilet	28	18	Adjacent Space Transfer Air	None	No	None	Central Dirty Extract	0	10	Negative	None	n/a	41	200	n/a	None	A	80	Automatic Controls	Floor 0m
G-Q1-132			WC - Wheelchair accessible	1	Toilet	28	18	Adjacent Space Transfer Air	None	No	None	Central Dirty Extract	0	10	Negative	None	n/a	41	200	n/a	None	A	80	Automatic Controls	Floor 0m
G-Q1-133			Equipment Room - MRI	1	IT equipment (comms server)	25	18	None	None	Yes	Floor Mounted Unit Chilled Water	Central General Extract	0	3	Negative	None	n/a	n/a	300	n/a	None	A	80	Switch	Floor 0m
G-Q1-134			MRI Room	1	Diagnostic room	25	18	Warm Air - Reheat Battery	BMS Adjustable Sensor	Yes	By Specialist	Central Supply and Extract	15	15	Balanced	F7	43	n/a	300	n/a	1000	A	80	Switch / Dimmer	General working plane 1m
G-Q1-135			Control Room - CT/MRI	1	Cellular / Ward Offices	25	18	Radiant Panels	Remote Sensor Adj.	Yes	Ceiling Cassette - Chilled Water	Central Supply and Extract	6	4	Positive	F7	43	n/a	300	n/a	None	A	80	Switch	Desk 0.75 to 0.85m
G-Q1-136			CT Room	1	Diagnostic room	25	18	Warm Air - Reheat Battery	BMS Adjustable Sensor	Yes	Ceiling Suspended Unit	Central Supply and Extract	15	15	Balanced	F7	43	41	300	n/a	1000	A	80	Switch / Dimmer	General working plane 1m
G-Q1-137			Main Reporting	1	Cellular / Ward Offices	28	18	Radiant Panels	Remote Sensor Adj.	Yes	Ceiling Cassette - Chilled Water	Central Supply and Extract	10 people @ 10 l/s/p	10 people @ 10 l/s/p	Balanced	F7	43	n/a	300	n/a	None	A	80	Switch	Desk 0.75 to 0.85m

RHSC / DCN Environmental Matrix

Room No.	Department	Room Name	Qty	Room Function	Temp (max)	Temp (min)	Heating Type	Heating Control	Cooling (present)	Cooling (type)	Ventilation (type)	Supply (ac/hr)	Extract (ac/hr)	Relative pressure	Min filtration	Surface temp	Water temp	Normal lux	Night lux	Local lux	Standby grade	Colour render	Control	Plane
G-Q1-138		Resuscitation Trolley Bay	1	Circulation Equipment Storage Bays	28	16	Adjacent Space Transfer	None	No	None	None	0	0	n/a	None	n/a	n/a	200	n/a	None	A	80	Automatic Controls	Floor 0m
G-Q1-139		Linen Bay	1	Linen Bay	28	16	Adjacent Space Transfer	None	No	None	None	0	0	n/a	None	n/a	n/a	100 (KNX)	n/a	None	A	80	Automatic Controls	Floor 0m
G-Q1-140		IPS Room	1	IPS Room	30	18	Adjacent Space Transfer Air	None	No	None	None	0	3	Negative	None	n/a	n/a	200	n/a	None	A	80	Automatic Controls	Floor 0m
G-Q1-141		Dental Room	1	Consulting Room	25	18	Radiant Panels	Remote Sensor Adj.	Yes	Ceiling Cassette - Chilled Water	None	10	10	Balanced	F7	43	41	300	n/a	1000	A	80	Switch	Bed / Trolley 1.45m
G-Q1-142		Disposal Hold	1	Disposal Hold	28	16	Adjacent Space Transfer Air	None	No	None	Central Dirty Extract	0	6	Negative	None	n/a	n/a	200	n/a	None	A	80	Automatic Controls	Floor 0m
G-Q1-143		Staff WC	1	Toilet	28	18	Adjacent Space Transfer Air	None	No	None	Central Dirty Extract	0	10	Negative	None	n/a	41	200	n/a	None	A	80	Automatic Controls	Floor 0m
G-Q1-144		Female Staff Changing and Lockers	1	Changing Facilities	28	18	Radiant Panels	Remote Sensor Adj.	Yes	Comfort Cooled Fresh Air	Central Supply and Extract	5	4	Positive	F7	43	41	100	n/a	None	A	80	Automatic Controls	Floor 0m
G-Q1-145		Trolley Bay	1	Circulation Equipment Storage Bays	28	16	Adjacent Space Transfer Air	None	Yes	Comfort Cooled Fresh Air	None	0	0	n/a	F7	n/a	n/a	200	n/a	None	A	80	Automatic Controls	Floor 0m
G-Q1-146		Staff WC	1	Toilet	28	18	Adjacent Space Transfer Air	None	No	None	Central Dirty Extract	0	10	Negative	None	n/a	41	200	n/a	None	A	80	Automatic Controls	Floor 0m
G-Q1-148		Store Room	1	Storage Area Equipment	28	16	Radiant Panels	Remote Sensor Adj.	No	None	Central General Extract	0	3	Negative	None	43	n/a	200	n/a	None	A	80	Automatic Controls	Floor 0m
G-Q1-149		Resource Room / Library	1	Open Plan Office	28	18	Radiant Panels	Remote Sensor Adj.	Yes	Ceiling Cassette - Chilled Water	Central Supply and Extract	24 people at 10 l/s per person (9ach)	24 people at 10 l/s per person (9ach)	Balanced	F7	43	n/a	300	n/a	None	A	80	Switch	Desk 0.75 to 0.85m
G-Q1-150		Male Staff Changing and Lockers	1	Changing Facilities	28	18	Radiant Panels	Remote Sensor Adj.	Yes	Comfort Cooled Fresh Air	Central Supply and Extract	5	4	Positive	F7	43	41	100	n/a	None	A	80	Automatic Controls	Floor 0m
G-Q1-151		Consultant Office (5 person)	1	Cellular / Ward Offices	28	18	Radiant Panels	Remote Sensor Adj.	Yes	Ceiling Cassette - Chilled Water	Central Supply and Extract	6	4	Positive	F7	43	n/a	300	n/a	None	A	80	Switch	Desk 0.75 to 0.85m
G-Q1-152		Admin Office	1	Cellular / Ward Offices	28	18	Radiant Panels	Remote Sensor Adj.	Yes	Ceiling Cassette - Chilled Water	Central Supply and Extract	6	4	Positive	F7	43	n/a	300	n/a	None	A	80	Switch	Desk 0.75 to 0.85m
G-Q1-153		Reception Area	1	Reception	28	18	Radiant Panels	Remote Sensor Adj.	Yes	Ceiling Cassette - Chilled Water	Central Supply and Extract	24 people @ 10 l/s/p	24 people @ 10 l/s/p	Balanced	F7	43	n/a	300	n/a	None	A	80	Switch	Desk 0.75 to 0.85m
G-Q1-160		Shelled Space	1	Shelled Space	28	18	Radiant Panels	Remote Sensor Adj.	No	None	Central Supply and Extract	6	4	Positive	F7	43	n/a	300	n/a	None	A	80	Switch	Floor 0m
G-Q1-161		Trolley Bay	1	Circulation Equipment Storage Bays	28	16	Adjacent Space Transfer Air	None	No	None	None	0	0	n/a	None	n/a	n/a	200	n/a	None	A	80	Automatic Controls	Floor 0m
G-Q1-001A		Corridor	1	Corridor	28	18	None	None	No	None	None	0	0	n/a	None	None	n/a	200	n/a	None	A	80	Automatic Controls	Floor 0m
G-Q1-001B		Corridor	1	Corridor	28	18	Radiant Panels	Remote Sensor Adj.	No	None	None	0	0	n/a	None	43	n/a	200	n/a	None	A	80	Automatic Controls	Floor 0m
G-Q1-026		Corridor	1	Corridor	28	18	None	None	No	None	None	0	0	n/a	None	None	n/a	200	n/a	None	A	80	Automatic Controls	Floor 0m
G-Q1-038		Corridor	1	Corridor	28	18	Radiant Panels	Remote Sensor Adj.	No	None	None	0	0	n/a	None	43	n/a	200	n/a	None	A	80	Automatic Controls	Floor 0m
G-Q1-040		Corridor	1	Corridor	28	18	Radiant Panels	Remote Sensor Adj.	No	None	None	0	0	n/a	None	43	n/a	200	n/a	None	A	80	Automatic Controls	Floor 0m
G-Q1-051		Corridor	1	Corridor	28	18	None	None	No	None	None	0	0	n/a	None	n/a	n/a	200	n/a	None	A	80	Automatic Controls	Floor 0m
G-Q1-056		Corridor	1	Corridor	28	18	Radiant Panels	Remote Sensor Adj.	No	None	None	0	0	n/a	None	43	n/a	200	n/a	None	A	80	Automatic Controls	Floor 0m
G-Q1-065		Corridor	1	Corridor	28	18	None	None	No	None	None	0	0	n/a	None	n/a	n/a	200	n/a	None	A	80	Automatic Controls	Floor 0m
G-Q1-065B		Corridor	1	Corridor	28	18	None	None	No	None	None	0	0	n/a	None	n/a	n/a	200	n/a	None	A	80	Automatic Controls	Floor 0m
G-Q1-085		Corridor	1	Corridor	28	18	Radiant Panels	Remote Sensor Adj.	No	None	None	0	0	n/a	None	43	n/a	200	n/a	None	A	80	Automatic Controls	Floor 0m
G-Q1-087		Corridor	1	Corridor	28	18	Radiant Panels	Remote Sensor Adj.	No	None	None	0	0	n/a	None	43	n/a	200	n/a	None	A	80	Automatic Controls	Floor 0m
G-Q1-107		Corridor	1	Corridor	28	18	Adjacent Space Transfer	None	No	None	None	0	0	n/a	None	n/a	n/a	200	n/a	None	A	80	Automatic Controls	Floor 0m
G-Q1-116		Corridor	1	Corridor	28	18	Radiant Panels	Remote Sensor Adj.	No	None	None	0	0	n/a	None	43	n/a	200	n/a	None	A	80	Automatic Controls	Floor 0m
G-Q1-122		Corridor	1	Corridor	28	18	Radiant Panels	Remote Sensor Adj.	No	None	None	0	0	n/a	None	n/a	n/a	200	n/a	None	A	80	Automatic Controls	Floor 0m
G-Q1-147		Corridor	1	Corridor	28	18	Radiant Panels	Remote Sensor Adj.	No	None	None	0	0	n/a	None	43	n/a	200	n/a	None	A	80	Automatic Controls	Floor 0m
G-Q1-162		Corridor	1	Corridor	28	18	Adjacent Space Transfer	None	No	None	None	0	0	n/a	None	n/a	n/a	200	n/a	None	A	80	Automatic Controls	Floor 0m
G-Q1-155		Switch Cupboard	1	Switch Cupboard	Not Controlled	Not Controlled	None	None	No	None	None	0	0	n/a	None	n/a	n/a	100	n/a	None	A	80	Automatic Controls	Floor 0m
G-Q1-156		Switch Cupboard	1	Switch Cupboard	Not Controlled	Not Controlled	None	None	No	None	None	0	0	n/a	None	n/a	n/a	100	n/a	None	A	80	Automatic Controls	Floor 0m
G-Q1-157		Switch Cupboard	1	Switch Cupboard	Not Controlled	Not Controlled	None	None	No	None	None	0	0	n/a	None	n/a	n/a	100	n/a	None	A	80	Automatic Controls	Floor 0m
G-Q1-158		Switch Cupboard	1	Switch Cupboard	Not Controlled	Not Controlled	None	None	No	None	None	0	0	n/a	None	n/a	n/a	100	n/a	None	A	80	Automatic Controls	Floor 0m
2-R1-001		Staff Room	1	Common room/staff room/lounge	28	18	Radiant Panels	Remote Sensor Adj.	Yes	Comfort Cooled Fresh Air	Central Supply and Extract	6	8	Negative	F7	43	41	300	n/a	None	A	80	Switch	Floor 0m
2-R1-002		Dictation/ 1:1/Phone Booth	1	Cellular / Ward Offices	28	18	Adjacent Space Transfer	None	Yes	Comfort Cooled Fresh Air	Central Supply and Extract	2 people at 10 l/s per person (6ach)	2 people at 10 l/s per person (6ach)	Balanced	F7	n/a	n/a	300	n/a	None	A	80	Automatic Controls	Desk 0.75 to 0.85m
2-R1-003		Meeting Room - 4 person	1	Cellular / Ward Offices	28	18	Radiant Panels	Remote Sensor Adj.	Yes	Wall Mounted Unit	Central Supply and Extract	4 people at 10 l/s per person (9ach)	4 people at 10 l/s per person (9ach)	Balanced	F7	43	n/a	300	n/a	None	A	80	Automatic Controls	Desk 0.75 to 0.85m
2-R1-004		Dictation/ 1:1/Phone Booth	1	Cellular / Ward Offices	28	18	Adjacent Space Transfer	None	Yes	Comfort Cooled Fresh Air	Central Supply and Extract	2 people at 10 l/s per person (6ach)	2 people at 10 l/s per person (6ach)	Balanced	F7	n/a	n/a	300	n/a	None	A	80	Automatic Controls	Desk 0.75 to 0.85m
2-R1-005		Beverage Bay	1	Tea Making	28	18	Adjacent Space Transfer Air	None	No	None	Central General Extract	0	5	Negative	None	n/a	41	100 (KNX)	n/a	None	A	80	switch	Floor 0m
2-R1-006		Meeting Room - 6 person	1	Cellular / Ward Offices	28	18	Radiant Panels	Remote Sensor Adj.	Yes	Wall Mounted Unit	Central Supply and Extract	6 people at 10 l/s per person (9ach)	6 people at 10 l/s per person (9ach)	Balanced	F7	43	n/a	300	n/a	None	A	80	Automatic Controls	Desk 0.75 to 0.85m
2-R1-007		DSR	1	DSR	28	18	Adjacent Space Transfer Air	None	No	None	Central Dirty Extract	0	6	Negative	None	n/a	60	100	n/a	None	A	80	Automatic Controls	Floor 0m
2-R1-008		Store Clinical	1	Storage Area Equipment	28	16	Adjacent Space Transfer Air	None	No	None	Central General Extract	0	3	Negative	None	n/a	n/a	200	n/a	None	A	80	Automatic Controls	Floor 0m
2-R1-009		Printer/Photocopier Room	1	Cellular / Ward Offices	28	18	Adjacent Space Transfer Air	None	Yes	Wall Mounted Unit	Central General Extract	0	3	Negative	None	n/a	n/a	300	n/a	None	A	80	Automatic Controls	Desk 0.75 to 0.85m
2-R1-010		Dictation/ 1:1/Phone Booth	1	Cellular / Ward Offices	28	18	Adjacent Space Transfer	None	Yes	Comfort Cooled Fresh Air	Central Supply and Extract	2 people at 10 l/s per person (6ach)	2 people at 10 l/s per person (6ach)	Balanced	F7	n/a	n/a	300	n/a	None	A	80	Automatic Controls	Desk 0.75 to 0.85m

Ross Soutwell:
Please confirm requirement for cooling and shows no supply ventilation

RHSC / DCN Environmental Matrix

Room No.	Department	Room Name	Qty	Room Function	Temp (max)	Temp (min)	Heating Type	Heating Control	Cooling (present)	Cooling (type)	Ventilation (type)	Supply (ac/hr)	Extract (ac/hr)	Relative pressure	Min filtration	Surface temp	Water temp	Normal lux	Night lux	Local lux	Standby grade	Colour render	Control	Plane
2-R1-011		Dictation/ 1:1/Phone Booth	1	Cellular / Ward Offices	28	18	Adjacent Space Transfer	None	Yes	Comfort Cooled Fresh Air	Central Supply and Extract	2 people at 10 l/s per person (6ach)	2 people at 10 l/s per person (6ach)	Balanced	F7	n/a	n/a	300	n/a	None	A	80	Automatic Controls	Desk 0.75 to 0.85m
2-R1-012		Dictation/ 1:1/Phone Booth	1	Cellular / Ward Offices	28	18	Adjacent Space Transfer	None	Yes	Comfort Cooled Fresh Air	Central Supply and Extract	2 people at 10 l/s per person (6ach)	2 people at 10 l/s per person (6ach)	Balanced	F7	n/a	n/a	300	n/a	None	A	80	Automatic Controls	Desk 0.75 to 0.85m
2-R1-013		WC - Staff (Female)	1	toilet	28	18	Radiant Panels	Remote Sensor Adj.	No	None	Central Dirty Extract	0	10	Negative	None	43	41	200	n/a	None	A	80	Automatic Controls	Floor 0m
2-R1-014		WC - Staff (Male)	1	Toilet	28	18	Radiant Panels	Remote Sensor Adj.	No	None	Central Dirty Extract	0	10	Negative	None	43	41	200	n/a	None	A	80	Automatic Controls	Floor 0m
2-R1-015		Meeting Room - 6 person	1	Cellular / Ward Offices	28	18	Radiant Panels	Remote Sensor Adj.	Yes	Wall Mounted Unit	Central Supply and Extract	6 people at 10 l/s per person (8ach)	6 people at 10 l/s per person (8ach)	Balanced	F7	43	n/a	300	n/a	None	A	80	Automatic Controls	Desk 0.75 to 0.85m
2-R1-016		WC - Wheelchair Accessible	1	Toilet	28	18	Adjacent Space Transfer Air	None	No	None	Central Dirty Extract	0	10	Negative	None	n/a	41	200	n/a	None	A	80	Automatic Controls	Floor 0m
2-R1-017		Dictation/ 1:1/Phone Booth	1	Cellular / Ward Offices	28	18	Adjacent Space Transfer	None	Yes	Comfort Cooled Fresh Air	Central Supply and Extract	2 people at 10 l/s per person (6ach)	2 people at 10 l/s per person (6ach)	Balanced	F7	n/a	n/a	300	n/a	None	A	80	Automatic Controls	Desk 0.75 to 0.85m
2-R1-018		Dictation/ 1:1/Phone Booth	1	Cellular / Ward Offices	28	18	Adjacent Space Transfer	None	Yes	Comfort Cooled Fresh Air	Central Supply and Extract	2 people at 10 l/s per person (6ach)	2 people at 10 l/s per person (6ach)	Balanced	F7	n/a	n/a	300	n/a	None	A	80	Automatic Controls	Desk 0.75 to 0.85m
2-R1-019		Dictation/ 1:1/Phone Booth	1	Cellular / Ward Offices	28	18	Adjacent Space Transfer	None	Yes	Comfort Cooled Fresh Air	Central Supply and Extract	2 people at 10 l/s per person (6ach)	2 people at 10 l/s per person (6ach)	Balanced	F7	n/a	n/a	300	n/a	None	A	80	Automatic Controls	Desk 0.75 to 0.85m
2-R1-020		Printer/Photocopier Room	1	Cellular / Ward Offices	28	18	Adjacent Space Transfer	None	Yes	Wall Mounted Unit	Central General Extract	0	3	Negative	None	43	n/a	400	n/a	None	A	80	Automatic Controls	Desk 0.75 to 0.85m
2-R1-021		Beverage Bay	1	Tea Making	28	18	Adjacent Space Transfer Air	None	No	None	Central General Extract	0	5	Negative	None	n/a	41	100	n/a	None	A	80	switch	Floor 0m
2-R1-022		Disposal Hold (small)	1	Disposal Hold	28	16	Adjacent Space Transfer Air	None	No	None	Central Dirty Extract	0	6	Negative	None	n/a	n/a	200	n/a	None	A	80	Automatic Controls	Floor 0m
2-R1-023		Meeting Room - 4 person	1	Cellular / Ward Offices	28	18	Radiant Panels	Remote Sensor Adj.	Yes	Wall Mounted Unit	Central Supply and Extract	4 people at 10 l/s per person (8ch)	4 people at 10 l/s per person (8ach)	Balanced	F7	43	n/a	300	n/a	None	A	80	Switch	Desk 0.75 to 0.85m
2-R1-024		Dictation/ 1:1/Phone Booth	1	Cellular / Ward Offices	28	18	Radiant Panels	Remote Sensor Adj.	Yes	Wall Mounted Unit	Central Supply and Extract	2 people at 10 l/s per person (6ach)	2 people at 10 l/s per person (6ach)	Balanced	F7	43	n/a	300	n/a	None	A	80	Automatic Controls	Desk 0.75 to 0.85m
2-R1-025		Dictation/ 1:1/Phone Booth	1	Cellular / Ward Offices	28	18	Radiant Panels	Remote Sensor Adj.	Yes	Comfort Cooled Fresh Air	Central Supply and Extract	2 people at 10 l/s per person (6ach)	2 people at 10 l/s per person (6ach)	Balanced	F7	43	n/a	300	n/a	None	A	80	Automatic Controls	Desk 0.75 to 0.85m
2-R1-026		Beverage Bay	1	Tea Making	28	18	Adjacent Space Transfer Air	None	No	None	Central General Extract	0	5	Negative	None	n/a	41	200	n/a	None	A	80	switch	Floor 0m
2-R1-027		Meeting Room - 4 person	1	Cellular / Ward Offices	28	18	Radiant Panels	Remote Sensor Adj.	Yes	Wall Mounted Unit	Central Supply and Extract	4 people at 10 l/s per person (8ch)	4 people at 10 l/s per person (8ach)	Balanced	F7	43	n/a	300	n/a	None	A	80	switch	Desk 0.75 to 0.85m
2-R1-028		Meeting Room - 4 person	1	Cellular / Ward Offices	28	18	Radiant Panels	Remote Sensor Adj.	Yes	Wall Mounted Unit	Central Supply and Extract	4 people at 10 l/s per person (8ch)	4 people at 10 l/s per person (8ach)	Balanced	F7	43	n/a	300	n/a	None	A	80	switch	Desk 0.75 to 0.85m
2-R1-029		Dictation/ 1:1/Phone Booth	1	Cellular / Ward Offices	28	18	Adjacent Space Transfer	None	Yes	Comfort Cooled Fresh Air	Central Supply and Extract	2 people at 10 l/s per person (6ach)	2 people at 10 l/s per person (6ach)	Balanced	F7	n/a	n/a	300	n/a	None	A	80	Automatic Controls	Desk 0.75 to 0.85m
2-R1-030		Dictation/ 1:1/Phone Booth	1	Cellular / Ward Offices	28	18	Adjacent Space Transfer	None	Yes	Comfort Cooled Fresh Air	Central Supply and Extract	2 people at 10 l/s per person (6ach)	2 people at 10 l/s per person (6ach)	Balanced	F7	n/a	n/a	300	n/a	None	A	80	Automatic Controls	Desk 0.75 to 0.85m
2-R1-031		Dictation/ 1:1/Phone Booth	1	Cellular / Ward Offices	28	18	Adjacent Space Transfer	None	Yes	Comfort Cooled Fresh Air	Central Supply and Extract	2 people at 10 l/s per person (6ach)	2 people at 10 l/s per person (6ach)	Balanced	F7	n/a	n/a	300	n/a	None	A	80	Automatic Controls	Desk 0.75 to 0.85m
2-R1-032		WC - Wheelchair Accessible	1	toilet	28	18	Adjacent Space Transfer Air	None	No	None	Central Dirty Extract	0	10	Negative	None	n/a	41	200	n/a	None	A	80	Automatic Controls	Floor 0m
2-R1-033		WC - Staff (Male)	1	toilet	28	18	Radiant Panels	Remote Sensor Adj.	No	None	Central Dirty Extract	0	10	Negative	None	43	41	200	n/a	None	A	80	Automatic Controls	Floor 0m
2-R1-034		DSR	1	DSR	28	18	Adjacent Space Transfer Air	None	No	None	Central Dirty Extract	0	6	Negative	None	n/a	60	100	n/a	None	A	80	Automatic Controls	Floor 0m
2-R1-035		Printer/Photocopier Room	1	Cellular / Ward Offices	28	18	Adjacent Space Transfer Air	None	Yes	Wall Mounted Unit	Central General Extract	0	3	Negative	None	43	n/a	300	n/a	None	A	80	Automatic Controls	Desk 0.75 to 0.85m
2-R1-036		Meeting Room - 4 person	1	Cellular / Ward Offices	28	18	Radiant Panels	Remote Sensor Adj.	Yes	Wall Mounted Unit	Central Supply and Extract	4 people at 10 l/s per person (9ach)	4 people at 10 l/s per person (9ach)	Balanced	F7	43	n/a	300	n/a	None	A	80	Switch	Desk 0.75 to 0.85m
2-R1-037		Store Clinical	1	Storage Area Equipment	28	16	Adjacent Space Transfer Air	None	No	None	Central General Extract	0	3	Negative	None	n/a	n/a	200	n/a	None	A	80	Automatic Controls	Floor 0m
2-R1-038		WC - Staff (Female)	1	Toilet	28	18	Radiant Panels	Remote Sensor Adj.	No	None	Central Dirty Extract	0	10	Negative	None	43	41	200	n/a	None	A	80	Automatic Controls	Floor 0m
2-R1-039		Dictation/ 1:1/Phone Booth	1	Cellular / Ward Offices	28	18	Adjacent Space Transfer	None	Yes	Comfort Cooled Fresh Air	Central Supply and Extract	2 people at 10 l/s per person (6ach)	2 people at 10 l/s per person (6ach)	Balanced	F7	n/a	n/a	300	n/a	None	A	80	Automatic Controls	Desk 0.75 to 0.85m
2-R1-040		Dictation/ 1:1/Phone Booth	1	Cellular / Ward Offices	28	18	Adjacent Space Transfer	None	Yes	Comfort Cooled Fresh Air	Central Supply and Extract	2 people at 10 l/s per person (6ach)	2 people at 10 l/s per person (6ach)	Balanced	F7	n/a	n/a	300	n/a	None	A	80	Automatic Controls	Desk 0.75 to 0.85m
2-R1-041		Dictation/ 1:1/Phone Booth	1	Cellular / Ward Offices	28	18	Radiant Panels	Remote Sensor Adj.	Yes	Comfort Cooled Fresh Air	Central Supply and Extract	2 people at 10 l/s per person (6ach)	2 people at 10 l/s per person (6ach)	Balanced	F7	43	n/a	300	n/a	None	A	80	Automatic Controls	Desk 0.75 to 0.85m
2-R1-042		Dictation/ 1:1/Phone Booth	1	Cellular / Ward Offices	28	18	Adjacent Space Transfer	None	Yes	Comfort Cooled Fresh Air	Central Supply and Extract	2 people at 10 l/s per person (6ach)	2 people at 10 l/s per person (6ach)	Balanced	F7	n/a	n/a	300	n/a	None	A	80	Automatic Controls	Desk 0.75 to 0.85m
2-R1-043		Store Clinical	1	Storage Area Equipment	28	16	Radiant Panels	Remote Sensor Adj.	No	None	Central General Extract	0	3	Negative	None	43	n/a	200	n/a	None	A	80	Automatic Controls	Floor 0m
2-R1-044	R1	Printer/Photocopier Room	1	Cellular / Ward Offices	28	18	Adjacent Space Transfer Air	None	Yes	Wall Mounted Unit	Central General Extract	0	3	Negative	None	n/a	n/a	300	n/a	None	A	80	Automatic Controls	Desk 0.75 to 0.85m
2-R1-045		Meeting Room - 4 person	1	Cellular / Ward Offices	28	18	Radiant Panels	Remote Sensor Adj.	Yes	Wall Mounted Unit	Central Supply and Extract	4 people at 10 l/s per person (9ach)	4 people at 10 l/s per person (9ach)	Balanced	F7	43	n/a	300	n/a	None	A	80	Switch	Desk 0.75 to 0.85m
2-R1-046		Meeting Room - 4 person	1	Cellular / Ward Offices	28	18	Radiant Panels	Remote Sensor Adj.	Yes	Wall Mounted Unit	Central Supply and Extract	4 people at 10 l/s per person (7ach)	4 people at 10 l/s per person (7ach)	Balanced	F7	43	n/a	300	n/a	None	A	80	Switch	Desk 0.75 to 0.85m
2-R1-047		Store Clinical	1	Storage Area Equipment	28	16	Adjacent Space Transfer Air	None	No	None	Central General Extract	0	3	Negative	None	n/a	n/a	200	n/a	None	A	80	Automatic Controls	Floor 0m

Clinical Management Suite

RHSC / DCN Environmental Matrix

Room No.	Department	Room Name	Qty	Room Function	Temp (max)	Temp (min)	Heating Type	Heating Control	Cooling (present)	Cooling (type)	Ventilation (type)	Supply (ac/hr)	Extract (ac/hr)	Relative pressure	Min filtration	Surface temp	Water temp	Normal lux	Night lux	Local lux	Standby grade	Colour render	Control	Plane
2-R1-048		Dictation/ 1:1/Phone Booth	1	Cellular / Ward Offices	28	18	Radiant Panels	Remote Sensor Adj.	Yes	Comfort Cooled Fresh Air	Central Supply and Extract	2 people at 10 l/s per person (6ach)	2 people at 10 l/s per person (6ach)	Balanced	F7	43	n/a	300	n/a	None	A	80	Automatic Controls	Desk 0.75 to 0.85m
2-R1-049A		2nd Floor Desks	1	Open Plan Office	28	18	Radiant Panels	Remote Sensor Adj.	Yes	Ceiling Cassette - Chilled Water	Central Supply and Extract	6	4	Positive	F7	43	n/a	300	n/a	None	A	80	Switch	Desk 0.75 to 0.85m
2-R1-049B		2nd Floor Desks	1	Open Plan Office	28	18	Radiant Panels	Remote Sensor Adj.	Yes	Ceiling Cassette - Chilled Water	Central Supply and Extract	6	4	Positive	F7	43	n/a	300	n/a	None	A	80	Switch	Desk 0.75 to 0.85m
2-R1-050		2nd Floor Desks	1	Open Plan Office	28	18	Radiant Panels	Remote Sensor Adj.	Yes	Comfort Cooled Fresh Air	Central Supply and Extract	6	4	Positive	F7	43	n/a	300	n/a	None	A	80	Switch	Desk 0.75 to 0.85m
2-R1-051A		2nd Floor Desks	1	Open Plan Office	28	18	Radiant Panels	Remote Sensor Adj.	Yes	Comfort Cooled Fresh Air	Central Supply and Extract	6	4	Positive	F7	43	n/a	300	n/a	None	A	80	Switch	Desk 0.75 to 0.85m
2-R1-051B		2nd Floor Desks	1	Open Plan Office	28	18	Radiant Panels	Remote Sensor Adj.	Yes	Ceiling Cassette - Chilled Water	Central Supply and Extract	6	4	Positive	F7	43	n/a	300	n/a	None	A	80	Switch	Desk 0.75 to 0.85m
2-R1-051C		2nd Floor Desks	1	Open Plan Office	28	18	Radiant Panels	Remote Sensor Adj.	Yes	Ceiling Cassette - Chilled Water	Central Supply and Extract	6	4	Positive	F7	43	n/a	300	n/a	None	A	80	Switch	Desk 0.75 to 0.85m
2-R1-052A		2nd Floor Desks	1	Open Plan Office	28	18	Radiant Panels	Remote Sensor Adj.	Yes	Comfort Cooled Fresh Air	Central Supply and Extract	6	4	Positive	F7	43	n/a	300	n/a	None	A	80	Switch	Desk 0.75 to 0.85m
2-R1-052B		2nd Floor Desks	1	Open Plan Office	28	18	Radiant Panels	Remote Sensor Adj.	Yes	Comfort Cooled Fresh Air	Central Supply and Extract	6	4	Positive	F7	43	n/a	300	n/a	None	A	80	Switch	Desk 0.75 to 0.85m
2-R1-052C		2nd Floor Desks	1	Open Plan Office	28	18	Radiant Panels	Remote Sensor Adj.	Yes	Ceiling Cassette - Chilled Water	Central Supply and Extract	6	4	Positive	F7	43	n/a	300	n/a	None	A	80	Switch	Desk 0.75 to 0.85m
2-R1-053		2nd Floor Desks	1	Open Plan Office	28	18	Radiant Panels	Remote Sensor Adj.	Yes	Ceiling Cassette - Chilled Water	Central Supply and Extract	6	4	Positive	F7	43	n/a	300	n/a	None	A	80	Switch	Desk 0.75 to 0.85m
2-R1-054		2nd Floor Desks	1	Open Plan Office	28	18	Radiant Panels	Remote Sensor Adj.	Yes	Comfort Cooled Fresh Air	Central Supply and Extract	6	4	Positive	F7	43	n/a	300	n/a	None	A	80	Switch	Desk 0.75 to 0.85m
2-R1-055A		2nd Floor Desks	1	Open Plan Office	28	18	Radiant Panels	Remote Sensor Adj.	Yes	Ceiling Cassette - Chilled Water	Central Supply and Extract	6	4	Positive	F7	43	n/a	300	n/a	None	A	80	Switch	Desk 0.75 to 0.85m
2-R1-055B		2nd Floor Desks	1	Open Plan Office	28	18	Radiant Panels	Remote Sensor Adj.	Yes	Comfort Cooled Fresh Air	Central Supply and Extract	6	4	Positive	F7	43	n/a	300	n/a	None	A	80	Switch	Desk 0.75 to 0.85m
2-R1-055C		2nd Floor Desks	1	Open Plan Office	28	18	Radiant Panels	Remote Sensor Adj.	Yes	Ceiling Cassette - Chilled Water	Central Supply and Extract	6	4	Positive	F7	43	n/a	300	n/a	None	A	80	Switch	Desk 0.75 to 0.85m
2-R1-055D		2nd Floor Desks	1	Open Plan Office	28	18	Radiant Panels	Remote Sensor Adj.	Yes	Ceiling Cassette - Chilled Water	Central Supply and Extract	6	4	Positive	F7	43	n/a	300	n/a	None	A	80	Switch	Desk 0.75 to 0.85m
4-R1-001		Management Conference Room	1	Meeting Room	25	18	Radiant Panels	Remote Sensor Adj.	Yes	Ceiling Cassette - Chilled Water	Central Supply and Extract	16 people at 10 l/s per person (7ach)	16 people at 10 l/s per person (7ach)	Balanced	F7	43	n/a	300	n/a	None	A	80	Automatic Controls	Desk 0.75 to 0.85m
4-R1-002		Management Conference Room	1	Meeting Room	25	18	Radiant Panels	Remote Sensor Adj.	Yes	Ceiling Cassette - Chilled Water	Central Supply and Extract	16 people at 10 l/s per person (8ach)	16 people at 10 l/s per person (8ach)	Balanced	F7	43	n/a	300	n/a	None	A	80	Automatic Controls	Desk 0.75 to 0.85m
4-R1-003		Meeting Room - 6 person	1	Meeting Room	25	18	Radiant Panels	Remote Sensor Adj.	Yes	Wall Mounted Unit	Central Supply and Extract	6 people at 10 l/s per person (9ach)	6 people at 10 l/s per person (9ach)	Balanced	F7	43	n/a	300	n/a	None	A	80	Switch	Desk 0.75 to 0.85m
4-R1-004		Beverage Bay	1	Tea Making	28	18	Adjacent Space Transfer Air	None	No	None	Central Supply and Extract	4	3	Positive	F7	n/a	41	100 (KNX)	n/a	None	A	80	switch	Floor 0m
4-R1-005		WC - Staff (Male)	1	Toilet	28	18	Adjacent Space Transfer Air	None	No	None	Central Dirty Extract	0	10	Negative	None	n/a	41	200	n/a	None	A	80	Automatic Controls	Floor 0m
4-R1-006		WC - Wheelchair Accessible	1	toilet	28	18	Adjacent Space Transfer Air	None	No	None	Central Dirty Extract	0	10	Negative	None	n/a	41	200	n/a	None	A	80	Automatic Controls	Floor 0m
4-R1-007		Meeting Room - 4 person	1	Cellular / Ward Offices	28	18	Radiant Panels	Remote Sensor Adj.	Yes	Wall Mounted Unit	Central Supply and Extract	4	4	Balanced	F7	43	n/a	300	n/a	None	A	80	Switch	Desk 0.75 to 0.85m
4-R1-008		WC - Staff (Female)	1	Toilet	28	18	Adjacent Space Transfer Air	None	No	None	Central Dirty Extract	0	10	Negative	None	n/a	41	200	n/a	None	A	80	Automatic Controls	Floor 0m
4-R1-009		Staff Room	1	Common room/staff room/lounge	28	18	Radiant Panels	Remote Sensor Adj.	Yes	Comfort Cooled Fresh Air	Central Supply and Extract	4	4	Balanced	F7	43	41	300	n/a	None	A	80	Switch	Floor 0m
4-R1-010		4th Floor Desks	1	Open Plan Office	28	18	Radiant Panels	Remote Sensor Adj.	Yes	Ceiling Cassette - Chilled Water	Central Supply and Extract	6	4	Positive	F7	43	n/a	300	n/a	None	A	80	Switch	Desk 0.75 to 0.85m
4-R1-011		Dictation/ 1:1/Phone Booth	1	Cellular / Ward Offices	28	18	Radiant Panels	Remote Sensor Adj.	Yes	Comfort Cooled Fresh Air	Central Supply and Extract	2 people at 10 l/s per person (6ach)	2 people at 10 l/s per person (6ach)	Balanced	F7	43	n/a	300	n/a	None	A	80	Automatic Controls	Desk 0.75 to 0.85m
4-R1-012		Dictation/ 1:1/Phone Booth	1	Cellular / Ward Offices	28	18	Radiant Panels	Remote Sensor Adj.	Yes	Comfort Cooled Fresh Air	Central Supply and Extract	2 people at 10 l/s per person (6ach)	2 people at 10 l/s per person (6ach)	Balanced	F7	43	n/a	300	n/a	None	A	80	Automatic Controls	Desk 0.75 to 0.85m
4-R1-013		Dictation/ 1:1/Phone Booth	1	Cellular / Ward Offices	28	18	Radiant Panels	Remote Sensor Adj.	Yes	Comfort Cooled Fresh Air	Central Supply and Extract	2 people at 10 l/s per person (6ach)	2 people at 10 l/s per person (6ach)	Balanced	F7	43	n/a	300	n/a	None	A	80	Automatic Controls	Desk 0.75 to 0.85m
4-R1-014		Dictation/ 1:1/Phone Booth	1	Cellular / Ward Offices	28	18	Radiant Panels	Remote Sensor Adj.	Yes	Comfort Cooled Fresh Air	Central Supply and Extract	2 people at 10 l/s per person (6ach)	2 people at 10 l/s per person (6ach)	Balanced	F7	43	n/a	300	n/a	None	A	80	Automatic Controls	Desk 0.75 to 0.85m
4-R1-015		Store Management	1	Cellular / Ward Offices	28	18	Radiant Panels	Remote Sensor Adj.	No	None	Central General Extract	0	3	Negative	None	43	n/a	300	n/a	None	A	80	Switch	Desk 0.75 to 0.85m
4-R1-016		Store Management	1	Cellular / Ward Offices	28	18	Radiant Panels	Remote Sensor Adj.	No	None	Central General Extract	0	3	Negative	None	43	n/a	300	n/a	None	A	80	Switch	Desk 0.75 to 0.85m
4-R1-017		DSR	1	DSR	28	18	Adjacent Space Transfer Air	None	No	None	Central Dirty Extract	0	6	Negative	None	n/a	60	100	n/a	None	A	80	Automatic Controls	Floor 0m
4-R1-018		Disposal Hold (small)	1	Disposal Hold	28	16	Adjacent Space Transfer Air	None	No	None	Central Dirty Extract	0	6	Negative	None	n/a	n/a	200	n/a	None	A	80	Automatic Controls	Floor 0m
4-R1-019		Printer/Photocopier Room	1	Cellular / Ward Offices	28	18	Radiant Panels	Remote Sensor Adj.	Yes	Wall Mounted Unit	Central Supply and Extract	4	3	Positive	F7	43	n/a	300	n/a	None	A	80	Automatic Controls	Desk 0.75 to 0.85m
2-R1-057		Corridor	1	Corridor	28	18	Adjacent Space Transfer	None	No	None	None	0	0	n/a	None	n/a	n/a	200	n/a	None	A	80	Automatic Controls	Floor 0m
2-R1-058		Corridor	1	Corridor	28	18	Adjacent Space Transfer	None	No	None	None	0	0	n/a	None	n/a	n/a	200	n/a	None	A	80	Automatic Controls	Floor 0m
2-R1-059		Corridor	1	Corridor	28	18	Adjacent Space Transfer	None	No	None	None	0	0	n/a	None	n/a	n/a	200	n/a	None	A	80	Automatic Controls	Floor 0m
2-R1-060		Corridor	1	Corridor	28	18	Adjacent Space Transfer	None	No	None	None	0	0	n/a	None	n/a	n/a	200	n/a	None	A	80	Automatic Controls	Floor 0m
2-R1-061		Corridor	1	Corridor	28	18	Adjacent Space Transfer	None	No	None	None	0	0	n/a	None	n/a	n/a	200	n/a	None	A	80	Automatic Controls	Floor 0m
2-R1-062		Corridor	1	Corridor	28	18	Adjacent Space Transfer	None	No	None	None	0	0	n/a	None	n/a	n/a	200	n/a	None	A	80	Automatic Controls	Floor 0m
2-R1-063		Corridor	1	Corridor	28	18	Adjacent Space Transfer	None	No	None	None	0	0	n/a	None	n/a	n/a	200	n/a	None	A	80	Automatic Controls	Floor 0m
4-R1-020		Corridor	1	Corridor	28	18	Radiant Panels	Remote Sensor Adj.	No	None	None	0	0	n/a	None	43	n/a	200	n/a	None	A	80	Automatic Controls	Floor 0m
4-R1-021		Corridor	1	Corridor	28	18	Radiant Panels	Remote Sensor Adj.	No	None	None	0	0	n/a	None	43	n/a	200	n/a	None	A	80	Automatic Controls	Floor 0m
2-R1-064		Switch Cupboard	1	Switch Cupboard	Not Controlled	Not Controlled	None	None	No	None	None	0	0	n/a	None	n/a	n/a	100	n/a	None	A	80	Automatic Controls	Floor 0m
2-R1-065		Switch Cupboard	1	Switch Cupboard	Not Controlled	Not Controlled	None	None	No	None	None	0	0	n/a	None	n/a	n/a	100	n/a	None	A	80	Automatic Controls	Floor 0m
2-R1-066		Switch Cupboard	1	Switch Cupboard	Not Controlled	Not Controlled	None	None	No	None	None	0	0	n/a	None	n/a	n/a	100	n/a	None	A	80	Automatic Controls	Floor 0m

RHSC / DCN Environmental Matrix

Room No.	Department		Room Name	Qty	Room Function	Temp (max)	Temp (min)	Heating Type	Heating Control	Cooling (present)	Cooling (type)	Ventilation (type)	Supply (ac/hr)	Extract (ac/hr)	Relative pressure	Min filtration	Surface temp	Water temp	Normal lux	Night lux	Local lux	Standby grade	Colour render	Control	Plane
2-R1-067			Switch Cupboard	1	Switch Cupboard	Not Controlled	Not Controlled	None	None	No	None	None	0	0	n/a	None	n/a	n/a	100	n/a	None	A	80	Automatic Controls	Floor 0m
4-R1-022			Switch Cupboard	1	Switch Cupboard	Not Controlled	Not Controlled	None	None	No	None	None	0	0	n/a	None	n/a	n/a	100	n/a	None	A	80	Automatic Controls	Floor 0m
4-R1-023			Switch Cupboard	1	Switch Cupboard	Not Controlled	Not Controlled	None	None	No	None	None	0	0	n/a	None	n/a	n/a	100	n/a	None	A	80	Automatic Controls	Floor 0m
4-R2-002	R2	Health Records	Office	1	Cellular / Ward Offices	28	18	Radiant Panels	Remote Sensor Adj.	Yes	Comfort Cooled Fresh Air	Central Supply and Extract	4	3	Positive	F7	43	n/a	300	n/a	None	A	80	Switch	Desk 0.75 to 0.85m
4-R2-003			Assistant Health Records Manager / Supervisors	1	Cellular / Ward Offices	28	18	Radiant Panels	Remote Sensor Adj.	Yes	Comfort Cooled Fresh Air	Central Supply and Extract	4	3	Positive	F7	43	n/a	300	n/a	None	A	80	Switch	Desk 0.75 to 0.85m
4-R2-004			RHSC / DCN Office 17 Person	1	Open Plan Office	28	18	Radiant Panels	Remote Sensor Adj.	Yes	Ceiling Cassette - Chilled Water	Central Supply and Extract	4	3	Positive	F7	43	n/a	300	n/a	None	A	80	Switch	Desk 0.75 to 0.85m
4-R2-005			WC Staff	1	Toilet	28	18	Adjacent Space Transfer Air	None	No	None	Central Dirty Extract	0	10	Negative	None	n/a	41	200	n/a	None	A	80	Automatic Controls	Floor 0m
4-R2-006			Receipt / Dispatch Counter	1	Reception	28	18	Adjacent Space Transfer Air	Non		nted Unit	Central Supply and Extract	3	40	Negative	F7	n/a	n/a	300	n/a	None	A	80	Switch	Desk 0.75 to 0.85m
4-R2-007			Trolley Area	1	Circulation Equipment Storage Bays	28	16	Adjacent Space Transfer Air	Non		ne	Central General Extract	0	3	Negative	None	n/a	n/a	200	n/a	None	A	80	Automatic Controls	Floor 0m
4-R2-008			RHSC & DCN Records Library (160,000 records)	1	Storage Area Equipment	28	16	Radiant Panels	Remote Sensor Adj.		assette - Chilled Water	Central Supply and Extract	2	3	Negative	F7	43	n/a	200	n/a	None	A	80	Automatic Controls	Floor 0m
4-R2-010			Accessible WC	1	Toilet	28	18	Adjacent Space Transfer Air	None	No	None	Central Dirty Extract	0	10	Negative	None	n/a	41	200	n/a	None	A	80	Automatic Controls	Floor 0m
4-R2-011			Dictation/ 1:1/Phone Booth	1	Cellular / Ward Offices	28	18	Adjacent Space Transfer	None	Yes	Comfort Cooled Fresh Air	Central Supply and Extract	4	3	Positive	F7	n/a	n/a	300	n/a	None	A	80	Switch	Desk 0.75 to 0.85m
4-R2-001			Corridor	1	Corridor	28	18	Radiant Panels	Remote Sensor Adj.	No	None	None	0	0	n/a	None	43	n/a	200	n/a	None	A	80	Automatic Controls	Floor 0m
4-R2-009			Switch Cupboard	1	Switch Cupboard	Not Controlled	Not Controlled	None	None	No	None	None	0	0	n/a	None	n/a	n/a	100	n/a	None	A	80	Automatic Controls	Floor 0m
B-S1-001	S1	Kitchen	Preparation/Cooking Area	1	CDS	28	18	None	None	Yes	Ceiling Cassette - Chilled Water	Central Supply and Extract	36	42	Negative	F7	n/a	60	500	n/a	None	A	80	Switch	General working plane 1m
B-S1-005			Temperature Controlled Sandwich Prep	1	CDS	12	10	None	None	Yes	Ceiling Cassette - DX	General Supply and Extract	2 people at 10 l/s per person (2ach)	2 people at 10 l/s per person (2ach)	Balanced	F7	n/a	41	500	n/a	None	A	80	Switch	General working plane 1m
B-S1-006			Bakery Preparation	1	CDS	12	10	None	None	Yes	Ceiling Cassette - DX	General Supply and Extract	2 people at 10 l/s per person (2ach)	2 people at 10 l/s per person (2ach)	Balanced	F7	n/a	41	500	n/a	None	A	80	Switch	General working plane 1m
B-S1-007			Staff Room	1	Common room/staff room/lounge	28	18	Radiant Panels	Remote Sensor Adj.	Yes	Comfort Cooled Fresh Air	Central Supply and Extract	6	8	Negative	F7	43	41	300	n/a	None	A	80	Switch	Floor 0m
B-S1-008			Office 5 person	1	Cellular / Ward Offices	28	18	Radiant Panels	Remote Sensor Adj.	Yes	Ceiling Cassette - Chilled Water	Central Supply and Extract	5 people at 10 l/s per person (4ach)	5 people at 10 l/s per person (4ach)	Balanced	F7	43	n/a	300	n/a	None	A	80	Switch	Desk 0.75 to 0.85m
B-S1-009			Female Staff Changing inc Shower	1	Changing Facilities	28	18	Radiant Panels	Remote Sensor Adj.	Yes	Comfort Cooled Fresh Air	Central Supply and Extract	5	4	Positive	F7	43	41	100	n/a	None	A	80	Automatic Controls	Floor 0m
B-S1-010			Male Staff Changing inc Shower	1	Changing Facilities	28	18	Radiant Panels	Remote Sensor Adj.	Yes	Comfort Cooled Fresh Air	Central Supply and Extract	5	4	Positive	F7	43	41	100	n/a	None	A	80	Automatic Controls	Floor 0m
B-S1-012			Pan Wash	1	CDS	28	18	None	None	Yes	Ceiling Cassette - Chilled Water	Central Extract	0	6	Negative	None	n/a	60	300	n/a	None	A	80	Switch	General working plane 1m
B-S1-013			Returned Trolleys	1	CDS	28	16	Adjacent Space Transfer Air	None	Yes	Comfort Cooled Fresh Air	General Supply and Extract	16	16	Balanced	F7	n/a	n/a	300	n/a	None	A	80	Automatic Controls	Floor 0m
B-S1-015			Refuse	1	Storage Area Equipment	28	16	Adjacent Space Transfer Air	None	No	None	Central Dirty Extract	0	3	Negative	None	n/a	n/a	200	n/a	None	A	80	Automatic Controls	Floor 0m
B-S1-016			DSR	1	DSR	28	18	Adjacent Space Transfer Air	None	No	None	Central Dirty Extract	0	6	Negative	None	n/a	60	100	n/a	None	A	80	Automatic Controls	Floor 0m
B-S1-017			Clean Trolleys Park	1	CDS	28	16	Adjacent Space Transfer Air	None	No	None	General Supply and Extract	3	3	Balanced	None	n/a	n/a	200	n/a	None	A	80	Automatic Controls	Floor 0m
B-S1-018			Disposables / Detergent	1	DSR	28	18	Adjacent Space Transfer Air	None	No	None	Central Dirty Extract	0	6	Negative	None	n/a	60	100	n/a	None	A	80	Automatic Controls	Floor 0m
B-S1-019			Raw Meat	1	CDS	8	5	None	None	Yes	DX Cooling Unit	None	0	0	n/a	None	n/a	n/a	300	n/a	None	A	80	Switch	General working plane 1m
B-S1-020			Veg Store	1	CDS	28	18	Adjacent Space Transfer Air	None	No	None	Central General Extract	0	3	Negative	None	n/a	n/a	200	n/a	None	A	80	Automatic Controls	Floor 0m
B-S1-021			Freezer	1	CDS	-18	-20	None	None	Yes	DX Cooling Unit	None	0	0	n/a	None	n/a	n/a	300	n/a	None	A	80	Switch	Floor 0m
B-S1-022			Freezer	1	CDS	-18	-20	None	None	Yes	DX Cooling Unit	None	0	0	n/a	None	n/a	n/a	300	n/a	None	A	80	Switch	Floor 0m
B-S1-023			Receipt Bay	1	Circulation Areas	28	18	Radiant Panels	Remote Sensor Adj.	No	None	General Extract	0	6	Negative	None	43	41	200	n/a	None	A	80	Automatic Controls	Floor 0m
B-S1-025			Dairy Store	1	CDS	5	2	None	None	Yes	DX Cooling Unit	None	0	0	n/a	None	n/a	n/a	200	n/a	None	A	80	Automatic Controls	Floor 0m
B-S1-027			Dry Goods	1	Storage Area Equipment	28	16	Adjacent Space Transfer Air	None	No	None	Central General Extract	0	3	Negative	None	n/a	n/a	200	n/a	None	A	80	Automatic Controls	Floor 0m
B-S1-031			Pick and Pack	1	Storage Area Equipment	28	16	Radiant Panels	Remote Sensor Adj.	Yes	Comfort Cooled Fresh Air	General Supply and Extract	3	3	Balanced	None	43	n/a	200	n/a	None	A	80	Automatic Controls	Floor 0m
B-S1-024			Corridor	1	Corridor	28	18	Radiant Panels	Remote Sensor Adj.	No	None	None	0	0	n/a	None	43	n/a	200	n/a	None	A	80	Automatic Controls	Floor 0m
B-S1-030			Lobby	1	Lobby	18	28	Adjacent Space Transfer	None	No	None	None	0	0	n/a	None	n/a	n/a	200	n/a	None	A	80	Automatic Controls	Floor 0m
B-S1-028			Switch Cupboard	1	Switch Cupboard	Not Controlled	Not Controlled	None	None	No	None	None	0	0	n/a	None	n/a	n/a	100	n/a	None	A	80	Automatic Controls	Floor 0m
B-S1-029			Switch Cupboard	1	Switch Cupboard	Not Controlled	Not Controlled	None	None	No	None	None	0	0	n/a	None	n/a	n/a	100	n/a	None	A	80	Automatic Controls	Floor 0m
2-S2-001	S2	e-Health Infrastructure	2-N01 - Core Server Room	1	IT equipment (comms server)	25	18	None	None	Yes	Floor Mounted Close Control	Central Supply Air & Emergency Gas Extract System	1	4	Normal Operation Positive	F7	n/a	n/a	300	n/a	None	A	80	Switch	Floor 0m
B-S3-002	S3	Domestic Services	Linen Pool (Clean)	1	Linen Bay	28	18	Radiant Panels	Remote Sensor Adj.	No	None	Central General Extract	0	3	Negative	None	43	60	100 (KNX)	n/a	None	A	80	Automatic Controls	Floor 0m
B-S3-003			Supplies Store	1	Storage Area Equipment	28	16	Radiant Panels	Remote Sensor Adj.	No	None	Central General Extract	0	3	Negative	None	43	41	200	n/a	None	A	80	Automatic Controls	Floor 0m
B-S3-004			Laundry (microfibre)	1	Laundry	28	18	Radiant Panels	Remote Sensor Adj.	Yes	Ceiling Cassette - Chilled Water	Central Supply and Extract	6	6	Balanced	F7	43	60				A	80	Switch	Floor 0m
B-S3-005			Linen Pool (Dirty)	1	Dirty utility	28	18	Radiant Panels	Remote Sensor Adj.	No	None	Central Dirty Extract	0	6	Negative	None	43	n/a				A	80	Automatic Controls	Floor 0m
B-S3-007			Cleaning Equipment Store	1	Storage Area Equipment	28	16	Radiant Panels	Remote Sensor Adj.	No	None	Central General Extract	0	3	Negative	None	43	n/a				A	80	Automatic Controls	Floor 0m
B-S3-008			Sanitary Bins Store	1	Dirty utility	28	18	Adjacent Space Transfer Air	None	No	None	Central Dirty Extract	0	6	Negative	None	n/a	41	200	n/a	None	A	80	Automatic Controls	Floor 0m
B-S3-009			DSR	1	DSR	28	18	Adjacent Space Transfer Air	None	No	None	Central Dirty Extract	0	6	Negative	None	n/a	60	100	n/a	None	A	80	Automatic Controls	Floor 0m
B-S3-010			Bulk Equipment Store	1	Storage Area Equipment	28	16	Radiant Panels	Remote Sensor Adj.	No	None	Central General Extract	0	3	Negative	None	43	60	200	n/a	None	A	80	Automatic Controls	Floor 0m
B-S3-011			Dictation/ 1:1/Phone Booth	1	Cellular / Ward Offices	28	18	Radiant Panels	Remote Sensor Adj.	Yes	Wall Mounted Unit	Central Supply and Extract	2 people at 10 l/s per person (7ach)	2 people at 10 l/s per person (7ach)	Balanced	F7	43	n/a	300	n/a	None	A	80	Automatic Controls	Desk 0.75 to 0.85m

Ross Soutwell:
Adjacent space transfer will not be achieved with positive pressure regime. Please confirm.

Ross Soutwell:
Please confirm that this room should provide a wash hand basin.

RHSC / DCN Environmental Matrix

Room No.	Department		Room Name	Qty	Room Function	Temp (max)	Temp (min)	Heating Type	Heating Control	Cooling (present)	Cooling (type)	Ventilation (type)	Supply (ac/hr)	Extract (ac/hr)	Relative pressure	Min filtration	Surface temp	Water temp	Normal lux	Night lux	Local lux	Standby grade	Colour render	Control	Plane
B-S3-012			Domestic Service Office	1	Cellular / Ward Offices	28	18	Radiant Panels	Remote Sensor Adj.	Yes	Ceiling Cassette - Chilled Water	Central Supply and Extract	4	3	Positive	F7	43	n/a	300	n/a	None	A	80	Switch	Desk 0.75 to 0.85m
B-S3-013			Curtain Store	1	Storage Area Equipment	28	16	Radiant Panels	Remote Sensor Adj.	No	None	Central General Extract	0	3	Negative	None	43	n/a	200	n/a	None	A	80	Automatic Controls	Floor 0m
B-S3-001			Corridor	1	Corridor	28	18	Adjacent Space Transfer	None	No	None	None	0	0	n/a	None	n/a	n/a	200	n/a	None	A	80	Automatic Controls	Floor 0m
B-S3-006			Corridor	1	Corridor	28	18	Radiant Panels	Remote Sensor Adj.	No	None	Central Supply Air	9	0	Positive	F7	43	n/a	200	n/a	None	A	80	Automatic Controls	Floor 0m
B-S3-030			Switch Cupboard	1	Switch Cupboard	Not Controlled	Not Controlled	None	None	No	None	None	0	0	n/a	None	n/a	n/a	100	n/a	None	A	80	Automatic Controls	Floor 0m
B-S4-001	S4	Materials Management	Storage/Holding Area	1	Storage Area Equipment	28	16	Radiant Panels	Remote Sensor Adj.	No	None	Central General Extract	0	5	Negative	None	43	n/a	200	n/a	None	A	80	Automatic Controls	Floor 0m
B-S4-003			Mailroom	1	Cellular / Ward Offices	28	18	Radiant Panels	Remote Sensor Adj.	Yes	Ceiling Cassette - Chilled Water	Central Supply and Extract	4	3	Positive	F7	43	n/a	300	n/a	None	A	80	Automatic Controls	Desk 0.75 to 0.85m
B-S4-004			Office	1	Cellular / Ward Offices	28	18	Radiant Panels	Remote Sensor Adj.	Yes	Ceiling Cassette - Chilled Water	Central Supply and Extract	4	3	Positive	F7	43	n/a	300	n/a	None	A	80	Automatic Controls	Desk 0.75 to 0.85m
B-S4-005			Porters Office	1	Cellular / Ward Offices	28	18	Radiant Panels	Remote Sensor Adj.	Yes	Ceiling Cassette - Chilled Water	Central Supply and Extract	4	3	Positive	F7	43	n/a	300	n/a	None	A	80	Automatic Controls	Desk 0.75 to 0.85m
B-S4-050			Clocking In	1	Cellular / Ward Offices	28	18	Adjacent Space Transfer	None	No	None	None	0	0	n/a	None	n/a	n/a	300	n/a	None	A	80	Automatic Controls	Desk 0.75 to 0.85m
B-S4-002			Lobby	1	Lobby	Not Controlled	Not Controlled	None	None	No	None	None	0	0	n/a	None	n/a	n/a	200	n/a	None	A	80	Automatic Controls	Floor 0m
2-S5-002	S5	Central Staff Changing	Bay for Token Machine	1	Circulation Equipment Storage Bays	28	16	Adjacent Space Transfer	None	No	None	Central General Extract	0	3	Negative	None	n/a	n/a	200	n/a	None	A	80	Automatic Controls	Floor 0m
2-S5-003			DSR	1	DSR	28	18	Adjacent Space Transfer Air	None	No	None	Central Dirty Extract	0	6	Negative	None	n/a	60	100	n/a	None	A	80	Automatic Controls	Floor 0m
2-S5-004			Male Staff Changing , Shower, WC & Lockers	1	Changing Facilities	28	18	Radiant Panels	Remote Sensor Adj.	Yes	Comfort Cooled Fresh Air	Central Supply and Extract	5	4	Positive	F7	43	41	100	n/a	None	A	80	Automatic Controls	Floor 0m
2-S5-005			Female Staff Changing , Shower, WC & Lockers	1	Changing Facilities	28	18	Radiant Panels	Remote Sensor Adj.	Yes	Comfort Cooled Fresh Air	Central Supply and Extract	5	4	Positive	F7	43	41	100	n/a	None	A	80	Automatic Controls	Floor 0m
2-S5-001			Corridor	1	Corridor	28	18	Adjacent Space Transfer	None	No	None	None	0	0	n/a	None	n/a	n/a	200	n/a	None	A	80	Automatic Controls	Floor 0m
2-S5-006			Corridor	1	Corridor	28	18	Adjacent Space Transfer	None	No	None	None	0	0	n/a	None	n/a	n/a	200	n/a	None	A	80	Automatic Controls	Floor 0m
B-S6-003	S6	Estates	BMS Room	1	BMS Room	25	18	Radiant Panels	Remote Sensor Adj.	Yes	Wall Mounted	Central Supply and Extract	4	3	Positive	F7	43	n/a	300	n/a	None	A	80	Switch	Floor 0m
B-S6-004			Workshop (NPD)	1	Small Workshop	28	18	Radiant Panels	Remote Sensor Adj.	Yes	Ceiling Cassette - Chilled Water	Central Supply and Extract	4	6	Negative	F7	43	41	300	n/a	None	A	80	Switch	Desk 0.75 to 0.85m
B-S6-006			Staff Change	1	Changing Facilities	28	18	Radiant Panels	Remote Sensor Adj.	Yes	Comfort Cooled Fresh Air	Central Supply and Extract	5	4	Positive	F7	43	41	100	n/a	None	A	80	Automatic Controls	Floor 0m
B-S6-007			Shower	1	Bathroom	28	20	Adjacent Space Transfer Air	None	No	None	Central Dirty Extract	0	10	Negative	None	n/a	41	200	n/a	None	A	80	Automatic Controls	Floor 0m
B-S6-008			Shower	1	Bathroom	28	20	Adjacent Space Transfer Air	None	No	None	Central Dirty Extract	0	10	Negative	None	n/a	41	200	n/a	None	A	80	Automatic Controls	Floor 0m
B-S6-009			Workshop (NHSL)	1	Small Workshop	28	18	Radiant Panels	Remote Sensor Adj.	Yes	Ceiling Cassette - Chilled Water	Central Supply and Extract	4	6	Negative	F7	43	41	300	n/a	None	A	80	Switch	Desk 0.75 to 0.85m
B-S6-010			Staff WC	1	Toilet	28	18	Adjacent Space Transfer Air	None	No	None	Central Dirty Extract	0	10	Negative	None	n/a	41	200	n/a	None	A	80	Automatic Controls	Floor 0m
B-S6-011			Supervisors	1	Cellular / Ward Offices	28	18	Radiant Panels	Remote Sensor Adj.	Yes	Ceiling Cassette - Chilled Water	Central Supply and Extract	4	3	Positive	F7	43	n/a	300	n/a	None	A	80	Switch	Desk 0.75 to 0.85m
B-S6-012			Estates Library	1	Cellular / Ward Offices	28	18	Radiant Panels	Remote Sensor Adj.	Yes	Wall Mounted	Central Supply and Extract	2	3	Negative	F7	43	n/a	300	n/a	None	A	80	Switch	Desk 0.75 to 0.85m
B-S6-013			Office	1	Cellular / Ward Offices	28	18	Radiant Panels	Remote Sensor Adj.	Yes	Ceiling Cassette - Chilled Water	Central Supply and Extract	4	3	Positive	F7	43	n/a	300	n/a	None	A	80	Switch	Desk 0.75 to 0.85m
B-S6-014			Store	1	Storage Area Equipment	28	16	Radiant Panels	Remote Sensor Adj.	No	None	Central General Extract	0	3	Negative	None	43	n/a	200	n/a	None	A	80	Automatic Controls	Floor 0m
B-S6-015			Contract Manager	1	Cellular / Ward Offices	28	18	Radiant Panels	Remote Sensor Adj.	Yes	Wall Mounted	Central Supply and Extract	4	3	Positive	F7	43	n/a	300	n/a	None	A	80	Switch	Desk 0.75 to 0.85m
G-S6-016			Office / Reception	1	Cellular / Offices	28	18	Electric Heater	Remote Sensor Adj.	No	None	Central Supply and Extract	4	3	Positive	F7	43	n/a	300	n/a	None	A	80	Switch	Desk 0.75 to 0.85m
B-S6-019			Staff WC	1	Toilet	28	18	Adjacent Space Transfer Air	None	No	None	Central Dirty Extract	0	10	Negative	None	n/a	41	200	n/a	None	A	80	Automatic Controls	Floor 0m
G-S6-020			Atrium Cleaning Equipment	1	Storage Area Equipment	28	16	Radiant Panels	Remote Sensor Adj.	No	None	Central General Extract	0	3	Negative	None	43	n/a	200	n/a	None	A	80	Automatic Controls	Floor 0m
B-S6-021			Staff WC	1	Toilet	28	18	Adjacent Space Transfer Air	None	No	None	Central Dirty Extract	0	10	Negative	None	n/a	41	200	n/a	None	A	80	Automatic Controls	Floor 0m
G-S6-022			WC - Staff	1	Toilet	28	18	Electric Heater	Remote Sensor Adj.	No	None	Dirty Extract	0	10	Negative	None	43	41	200	n/a	None	A	80	Automatic Controls	Floor 0m
G-S6-023			Chemical Store	1	Storage Area Equipment	28	16	Electric Heater	Remote Sensor Adj.	No	None	Dedicated Extract System	0	3	Negative	None	43	n/a	200	n/a	None	A	80	Automatic Controls	Floor 0m
G-S6-024			Trolley Holding Bay	1	Circulation Equipment Storage Bays	28	16	Adjacent Space Transfer Air	None	No	None	None	0	0	n/a	None	n/a	n/a	200	n/a	None	A	80	Automatic Controls	Floor 0m
B-S6-025			Trolley Holding Bay	1	Circulation Equipment Storage Bays	28	16	Adjacent Space Transfer Air	None	No	None	None	0	0	n/a	None	n/a	n/a	200	n/a	None	A	80	Automatic Controls	Floor 0m
B-S6-050			Staff Welfare	1	Common room/staff room/lounge	28	18	Radiant Panels	Remote Sensor Adj.	Yes	Comfort Cooled Fresh Air	Central Supply and Extract	12 people at 10 l/s per person (6ach)	12 people at 10 l/s per person (6ach)	Balanced	F7	43	41	300	n/a	None	A	80	Switch	Floor 0m
B-S6-017			Corridor	1	Corridor	28	18	Radiant Panels	Remote Sensor Adj.	No	None	None	0	0	n/a	None	43	n/a	200	n/a	None	A	80	Automatic Controls	Floor 0m
4-S7-002	S7	Restaurant	Male WC	1	Toilet	28	18	Adjacent Space Transfer Air	None	No	None	Central Dirty Extract	0	10	Negative	None	n/a	41	200	n/a	None	A	80	Automatic Controls	Floor 0m
4-S7-003			Female WC	1	Toilet	28	18	Adjacent Space Transfer Air	None	No	None	Central Dirty Extract	0	10	Negative	None	n/a	41	200	n/a	None	A	80	Automatic Controls	Floor 0m
4-S7-004			Male WC	1	Toilet	28	18	Adjacent Space Transfer Air	None	No	None	Central Dirty Extract	0	10	Negative	None	n/a	41	200	n/a	None	A	80	Automatic Controls	Floor 0m
4-S7-007			Disposal Hold	1	Disposal Hold	28	16	Adjacent Space Transfer Air	None	No	None	Central Dirty Extract	0	6	Negative	None	n/a	n/a	200	n/a	None	A	80	Automatic Controls	Floor 0m
4-S7-008			Storage/Dishwashing	1	Storage Area Equipment	28	16	Radiant Panels	Remote Sensor Adj.	No	None	Central General Extract	0	3	Negative	None	43	60	200	n/a	None	A	80	Automatic Controls	Floor 0m
4-S7-009			DSR	1	DSR	28	18	Adjacent Space Transfer Air	None	No	None	Central Dirty Extract	0	6	Negative	None	n/a	60	100	n/a	None	A	80	Automatic Controls	Floor 0m
4-S7-010			Restaurant	1	Eating/Drinking	28	18	Radiant Panels	Remote Sensor Adj.	Yes	Comfort Cooled Fresh Air	Central Supply and Extract	100 people at 10 l/s per person (9ach)	100 people at 10 l/s per person (9ach)	Balanced	F7	43	41	300	n/a	None	A	80	Switch	Floor 0m
4-S7-011			WC Accessible	1	Toilet	28	18	Radiant Panels	Remote Sensor Adj.	No	None	Central Dirty Extract	0	10	Negative	None	43	41	200	n/a	None	A	80	Automatic Controls	Floor 0m
4-S7-001			Corridor	1	Corridor	28	18	Radiant Panels	Remote Sensor Adj.	No	None	None	0	0	n/a	None	43	n/a	200	n/a	None	A	80	Automatic Controls	Floor 0m
4-S7-005			Corridor	1	Corridor	28	18	Adjacent Space Transfer	None	No	None	None	0	0	n/a	None	n/a	n/a	200	n/a	None	A	80	Automatic Controls	Floor 0m
4-S7-013			Corridor	1	Corridor	28	18	Adjacent Space Transfer	None	No	None	None	0	0	n/a	None	n/a	n/a	200	n/a	None	A	80	Automatic Controls	Floor 0m

Room No.	Department		Room Name	Qty	Room Function	Temp (max)	Temp (min)	Heating Type	Heating Control	Cooling (present)	Cooling (type)	Ventilation (type)	Supply (ac/hr)	Extract (ac/hr)	Relative pressure	Min filtration	Surface temp	Water temp	Normal lux	Night lux	Local lux	Standby grade	Colour render	Control	Plane
4-S7-012			Switch Cupboard	1	Switch Cupboard	Not Controlled	Not Controlled	None	None	No	None	None	0	0	n/a	None	n/a	n/a	100	n/a	None	A	80	Automatic Controls	Floor 0m
B-S8-001	S8	Sterile Support Store	Trolley Holding Bay	1	Circulation Equipment Storage Bays	28	16	Radiant Panels	Remote Sensor Adj.	No	None	Central General Extract	0	3	Negative	None	43	n/a	200	n/a	None	A	80	Automatic Controls	Floor 0m
4-S9-001	S9	Helipad Support	WC Ambulant	1	Toilet	28	18	Adjacent Space Transfer Air	None	No	None	Central Dirty Extract	0	10	Negative	None	n/a	41	200	n/a	None	A	80	Automatic Controls	Floor 0m
4-S9-002A			RFFS Changing / Support	1	Changing Facilities	28	18	Radiant Panels	Remote Sensor Adj.	Yes	Comfort Cooled Fresh Air	Central Supply and Extract	10	8	Positive	F7	43	41	100	n/a	None	A	80	Automatic Controls	Floor 0m
4-S9-002B			RFFS Changing / Support	1	Changing Facilities	28	18	Radiant Panels	Remote Sensor Adj.	Yes	Comfort Cooled Fresh Air	Central Dirty Extract	0	6	Negative	F7	43	41	100	n/a	None	A	80	Automatic Controls	Floor 0m
4-S9-004A			RFFS Medical Equipment Store	1	Storage Area Equipment	28	16	Radiant Panels	Remote Sensor Adj.	No	None	Central General Extract	0	3	Negative	None	43	n/a	200	n/a	None	A	80	Automatic Controls	Floor 0m
4-S9-005			Trolley Bay Equip St	1	Trolley bay	28	18	Adjacent Space Transfer Air	None	No	None	Central General Extract	0	3	negative	None	n/a	n/a	200	n/a	None	A	80	Automatic Controls	Floor 0m
4-S9-006			Cleaner	1	DSR	28	18	Adjacent Space Transfer Air	None	No	None	Central Dirty Extract	0	6	Negative	None	n/a	60	100	n/a	None	A	80	Automatic Controls	Floor 0m
4-S9-003A			Lobby	1	Lobby	28	16	Radiant Panels	Remote Sensor Adj.	No	None	Central Supply and Extract	3	3	Balanced	F7	43	n/a	200	n/a	None	A	80	Automatic Controls	Floor 0m
4-S9-003B			Lobby	1	Lobby	18	28	Adjacent Space Transfer	None	No	None	None	0	0	n/a	None	n/a	n/a	200	n/a	None	A	80	Automatic Controls	Floor 0m
B-T1-001	T1	Plant	B-N02	1	IT equipment (comms server)	25	18	None	None	Yes	Wall Mounted	Central General Extract	0	3	Negative	None	n/a	n/a	300	n/a	None	A	80	Switch	Floor 0m
B-T1-002			B-N04	1	IT equipment (comms server)	25	18	None	None	Yes	Wall Mounted	Central General Extract	0	3	Negative	None	n/a	n/a	300	n/a	None	A	80	Switch	Floor 0m
B-T1-003			B-N03	1	IT equipment (comms server)	25	18	None	None	Yes	Wall Mounted	Central General Extract	0	3	Negative	None	n/a	n/a	300	n/a	None	A	80	Switch	Floor 0m
G-T1-003			G-N09	1	IT equipment (comms server)	25	18	None	None	Yes	Wall Mounted	Central General Extract	0	3	Negative	None	n/a	n/a	300	n/a	None	A	80	Switch	Floor 0m
G-T1-004			G-N08	1	IT equipment (comms server)	25	18	None	None	Yes	Wall Mounted	Central General Extract	0	3	Negative	None	n/a	n/a	300	n/a	None	A	80	Switch	Floor 0m
G-T1-005			G-N07	1	IT equipment (comms server)	25	18	None	None	Yes	Wall Mounted	Central General Extract	0	3	Negative	None	n/a	n/a	300	n/a	None	A	80	Switch	Floor 0m
G-T1-006			G-N06	1	IT equipment (comms server)	25	18	None	None	Yes	Wall Mounted	Central General Extract	0	3	Negative	None	n/a	n/a	300	n/a	None	A	80	Switch	Floor 0m
G-T1-007			G-N05	1	IT equipment (comms server)	25	18	None	None	Yes	Wall Mounted	Central General Extract	0	3	Negative	None	n/a	n/a	300	n/a	None	A	80	Switch	Floor 0m
1-T1-001			1-N14	1	IT equipment (comms server)	25	18	None	None	Yes	Wall Mounted	Central General Extract	0	3	Negative	None	n/a	n/a	300	n/a	None	A	80	Switch	Floor 0m
1-T1-002			1-N12	1	IT equipment (comms server)	25	18	None	None	Yes	Wall Mounted	Central General Extract	0	3	Negative	None	n/a	n/a	300	n/a	None	A	80	Switch	Floor 0m
1-T1-003			1-N11	1	IT equipment (comms server)	25	18	None	None	Yes	Wall Mounted	Central General Extract	0	3	Negative	None	n/a	n/a	300	n/a	None	A	80	Switch	Floor 0m
1-T1-004			1-N10	1	IT equipment (comms server)	25	18	None	None	Yes	Wall Mounted	Central General Extract	0	3	Negative	None	n/a	n/a	300	n/a	None	A	80	Switch	Floor 0m
1-T1-005			1-N13	1	IT equipment (comms server)	25	18	None	None	Yes	Wall Mounted	Central General Extract	0	3	Negative	None	n/a	n/a	300	n/a	None	A	80	Switch	Floor 0m
2-T1-001			2-N20	1	IT equipment (comms server)	25	18	None	None	Yes	Wall Mounted	Central General Extract	0	3	Negative	None	n/a	n/a	300	n/a	None	A	80	Switch	Floor 0m
2-T1-002			2-N19	1	IT equipment (comms server)	25	18	None	None	Yes	Wall Mounted	Central General Extract	0	3	Negative	None	n/a	n/a	300	n/a	None	A	80	Switch	Floor 0m
2-T1-003			2-N17	1	IT equipment (comms server)	25	18	None	None	Yes	Wall Mounted	Central General Extract	0	3	Negative	None	n/a	n/a	300	n/a	None	A	80	Switch	Floor 0m
2-T1-004			2-N18	1	IT equipment (comms server)	25	18	None	None	Yes	Wall Mounted	Central General Extract	0	3	Negative	None	n/a	n/a	300	n/a	None	A	80	Switch	Floor 0m
2-T1-005			2-N16	1	IT equipment (comms server)	25	18	None	None	Yes	Wall Mounted	Central General Extract	0	3	Negative	None	n/a	n/a	300	n/a	None	A	80	Switch	Floor 0m
2-T1-006			2-N15	1	IT equipment (comms server)	25	18	None	None	Yes	Wall Mounted	Central General Extract	0	3	Negative	None	n/a	n/a	300	n/a	None	A	80	Switch	Floor 0m
3-T1-001			3-N25	1	IT equipment (comms server)	25	18	None	None	Yes	Wall Mounted	Central General Extract	0	2	Negative	None	n/a	n/a	300	n/a	None	A	80	Switch	Floor 0m
3-T1-002			3-N24	1	IT equipment (comms server)	25	18	None	None	Yes	Wall Mounted	Central General Extract	0	3	Negative	None	n/a	n/a	300	n/a	None	A	80	Switch	Floor 0m
3-T1-003			3-N23	1	IT equipment (comms server)	25	18	None	None	Yes	Wall Mounted	Central General Extract	0	3	Negative	None	n/a	n/a	300	n/a	None	A	80	Switch	Floor 0m
3-T1-004			3-N22	1	IT equipment (comms server)	25	18	None	None	Yes	Wall Mounted	Central General Extract	0	3	Negative	None	n/a	n/a	300	n/a	None	A	80	Switch	Floor 0m
3-T1-005			3-N21	1	IT equipment (comms server)	25	18	None	None	Yes	Wall Mounted	Central General Extract	0	3	Negative	None	n/a	n/a	300	n/a	None	A	80	Switch	Floor 0m
4-T1-001			4-N26	1	IT equipment (comms server)	25	18	None	None	Yes	Wall Mounted	Central General Extract	0	3	Negative	None	n/a	n/a	300	n/a	None	A	80	Switch	Floor 0m
4-T1-002			4-N27	1	IT equipment (comms server)	25	18	None	None	Yes	Wall Mounted	Central General Extract	0	3	Negative	None	n/a	n/a	300	n/a	None	A	80	Switch	Floor 0m
4-T1-003			4-N28	1	IT equipment (comms server)	25	18	None	None	Yes	Wall Mounted	Central General Extract	0	3	Negative	None	n/a	n/a	300	n/a	None	A	80	Switch	Floor 0m
B-V1-001			Confidential Waste	1	Storage Area Equipment	n/a	n/a	Adjacent Space Transfer	None	No	None	Central General Extract	0	3	Negative	None	n/a	n/a	200	n/a	None	A	80	Switch	Floor 0m
B-V1-002			Store	1	Storage Area Equipment	n/a	n/a	Radiant Panels	Remote Sensor Adj.	No	None	Central General Extract	0	3	Negative	None	43	n/a	200	n/a	None	A	80	Switch	Floor 0m
G-X1-001			EC Plant Room 1	1	Storage Area Equipment	n/a	n/a	None	None	No	None	Natural	0	0	n/a	None	n/a	n/a	200	n/a	None	A	80	Switch	Floor 0m
G-X1-002			EC Plant Room 2	1	Storage Area Equipment	n/a	n/a	None	None	No	None	Natural	0	0	n/a	None	n/a	n/a	200	n/a	None	A	80	Switch	Floor 0m
G-X1-003			HV Gen Control Room	1	Storage Area Equipment	n/a	n/a	None	None	No	None	Natural	0	0	n/a	None	n/a	n/a	200	n/a	None	A	80	Switch	Floor 0m
G-X1-004			HV Generator	1	Storage Area Equipment	n/a	n/a	None	None	No	None	Natural	0	0	n/a	None	n/a	n/a	200	n/a	None	A	80	Switch	Floor 0m
G-X1-005			HV Plant	1	Storage Area Equipment	n/a	n/a	None	None	No	None	Natural	0	0	n/a	None	n/a	n/a	200	n/a	None	A	80	Switch	Floor 0m
G-X1-006			HV Plant	1	Storage Area Equipment	n/a	n/a	None	None	No	None	Natural	0	0	n/a	None	n/a	n/a	200	n/a	None	A	80	Switch	Floor 0m
G-X1-008			Entrance Lobby	1	Entrance Lobby	28	16	Radiant Panel	Remote Sensor Adj.	No	None	None	0	0	43	None	n/a	n/a	200	n/a	None	A	80	Automatic Controls	Floor 0m
M-X1-001			Mezz Plant 1	1	Storage Area Equipment	n/a	n/a	Adjacent Space Transfer Air	None	No	None	Natural	0	0	n/a	None	n/a	n/a	200	n/a	None	A	80	Automatic Controls	Floor 0m
B-X1-010			Corridor	1	Corridor	28	18	Adjacent Space Transfer Air	None	No	None	None	0	0	n/a	None	n/a	n/a	200	n/a	None	A	80	Automatic Controls	Floor 0m
B-COR-014			Corridor	1	Corridor	28	18	Radiant Panels	Remote Sensor Adj.	No	None	Central Supply and Extract	1	1	Balanced	F7	43	n/a	200	n/a	None	A	80	Automatic Controls	Floor 0m
B-Z1-009			Stair 9	1	Stair 9	Not Controlled	Not Controlled	None	None	No	None	None	0	0	n/a	None	n/a	None	200	n/a	None	A	80	Automatic Controls	Floor 0m
G-X1-007			Corridor	1	Corridor	28	18	Radiant Panels	Remote Sensor Adj.	No	None	None	0	0	n/a	None	43	n/a	200	n/a	None	A	80	Automatic Controls	Floor 0m
G-X1-008			Corridor	1	Corridor	28	18	Radiant Panels	Remote Sensor Adj.	No	None	None	0	0	n/a	None	43	n/a	200	n/a	None	A	80	Automatic Controls	Floor 0m

Room No.	Department	Room Name	Qty	Room Function	Temp (max)	Temp (min)	Heating Type	Heating Control	Cooling (present)	Cooling (type)	Ventilation (type)	Supply (ac/hr)	Extract (ac/hr)	Relative pressure	Min filtration	Surface temp	Water temp	Normal lux	Night lux	Local lux	Standby grade	Colour render	Control	Plane
G-Z1-012		Stair 9	1	Stair 9	Not Controlled	Not Controlled	None	None	No	None	None	0	0	n/a	None	n/a	None	200	n/a	None	A	80	Automatic Controls	Floor 0m
G-Y1-001A		Clinical Waste - Dirty	1	Dirty utility	n/a	n/a	None	None	No	None	Natural	0	0	n/a	None	n/a	n/a	200	n/a	None	A	80	Automatic Controls	Floor 0m
G-Y1-001B		Clinical Waste - Dirty	1	Dirty utility	n/a	n/a	None	None	No	None	Natural	0	0	n/a	None	n/a	n/a	200	n/a	None	A	80	Automatic Controls	Floor 0m
G-Y1-001C		Clinical Waste - Dirty	1	Dirty utility	n/a	n/a	None	None	No	None	Natural	0	0	n/a	None	n/a	n/a	200	n/a	None	A	80	Automatic Controls	Floor 0m
G-Y1-002		General Waste	1	Storage Area Equipment	n/a	n/a	None	None	No	None	Natural	0	0	n/a	None	n/a	n/a	200	n/a	None	A	80	Automatic Controls	Floor 0m
G-Y1-003		Gas Manifold	1	Storage Area Equipment	40	10	Electric Heater	Remote Sensor Adj.	No	None	Natural	0	0	n/a	None	43	n/a	200	n/a	None	A	80	Automatic Controls	Floor 0m
G-Y1-004		Kitchen Waste	1	Storage Area Equipment	n/a	n/a	None	None	No	None	Natural	0	0	n/a	None	n/a	n/a	200	n/a	None	A	80	Automatic Controls	Floor 0m
G-Y1-005		Clinical Waste - Clean	1	Storage Area Equipment	n/a	n/a	None	None	No	None	Natural	0	0	n/a	None	n/a	n/a	200	n/a	None	A	80	Automatic Controls	Floor 0m
G-Y1-006		Wash Area	1	Storage Area Equipment	n/a	n/a	None	None	No	None	Natural	0	0	n/a	None	n/a	n/a	200	n/a	None	A	80	Automatic Controls	Floor 0m
G-Y1-008		Medical Gas Cylinder Store	1	Bottle Store	40	10	Electric Heater	Remote Sensor Adj	No	None	Natural	0	0	n/a	None	n/a	n/a	200	n/a	None	A	80	Automatic Controls	Floor 0m
4-Plant 006		Plantroom 006	1	4-Plant 006	32	8	Ceiling Casette DX	Remote Sensor Adj.	Yes	Ceiling Casette DX	Natural	0	0	n/a	None	43	n/a	100	n/a	None	A	80	Switch	Floor 0m
G-Y1-007		Circulation	1	Circulation	n/a	n/a	None	None	No	None	Natural	0	0	n/a	None	n/a	n/a	200	n/a	None	A	80	Automatic Controls	Floor 0m
B-COR-001		Corridor	1	Corridor	28	18	Radiant Panel	Remote Sensor Adj	Yes	Comfort Cooled Fresh Air	Central Supply	1	0	Positive	F7	43	n/a	200	n/a	None	A	80	Automatic Controls	Floor 0m
B-COR-002		Corridor	1	Corridor	28	18	Radiant Panel	Remote Sensor Adj.	No	None	None	0	0	n/a	None	43	n/a	200	n/a	None	A	80	Automatic Controls	Floor 0m
B-COR-003		Corridor	1	Corridor	28	18	Radiant Panel	Remote Sensor Adj.	No	None	None	0	0	n/a	None	43	n/a	200	n/a	None	A	80	Automatic Controls	Floor 0m
B-COR-004		Corridor	1	Corridor	28	18	Radiant Panel	Remote Sensor Adj.	Yes	Comfort Cooled Fresh Air	Central Supply	0.5	0	Positive	F7	43	n/a	200	n/a	None	A	80	Automatic Controls	Floor 0m
B-COR-005		Corridor	1	Corridor	28	18	Radiant Panel	Remote Sensor Adj.	No	None	None	0	0	n/a	None	43	n/a	200	n/a	None	A	80	Automatic Controls	Floor 0m
B-COR-006		Corridor	1	Corridor	28	18	Radiant Panel	Remote Sensor Adj.	Yes	Comfort Cooled Fresh Air	Central Supply	1	0	Positive	F7	43	n/a	200	n/a	None	A	80	Automatic Controls	Floor 0m
B-COR-007		Corridor	1	Corridor	28	18	Radiant Panel	Remote Sensor Adj.	No	None	None	0	0	n/a	None	43	n/a	200	n/a	None	A	80	Automatic Controls	Floor 0m
B-COR-008		Corridor	1	Corridor	28	18	Radiant Panel	Remote Sensor Adj.	No	None	None	0	0	n/a	None	43	n/a	200	n/a	None	A	80	Automatic Controls	Floor 0m
B-COR-009		Corridor	1	Corridor	28	18	Radiant Panel	Remote Sensor Adj.	No	None	None	0	0	n/a	None	43	n/a	200	n/a	None	A	80	Automatic Controls	Floor 0m
B-COR-010		Corridor	1	Corridor	28	18	Radiant Panel	Remote Sensor Adj.	No	None	None	0	0	n/a	None	43	n/a	200	n/a	None	A	80	Automatic Controls	Floor 0m
B-COR-011		Corridor	1	Corridor	28	18	Adjacent Space Transfer	None	No	None	None	0	0	n/a	None	n/a	n/a	200	n/a	None	A	80	Automatic Controls	Floor 0m
B-COR-012		Corridor	1	Corridor	28	18	Radiant Panel	Remote Sensor Adj.	No	None	None	0	0	n/a	None	43	n/a	200	n/a	None	A	80	Automatic Controls	Floor 0m
B-COR-013		Corridor	1	Corridor	28	18	Radiant Panel	Remote Sensor Adj.	No	None	Central Supply	4	0	positive	F7	43	n/a	200	n/a	None	A	80	Automatic Controls	Floor 0m
B-COR-014		Corridor	1	Corridor	28	18	Radiant Panel	Remote Sensor Adj.	No	None	Central Supply and Extract	4	4	Balanced	F7	43	n/a	200	n/a	None	A	80	Automatic Controls	Floor 0m
B-Z1-002		Stair 02	1	Stair 02	28	18	Radiant Panel	Remote Sensor Adj.	No	None	None	0	0	n/a	None	43	n/a	200	n/a	None	A	80	Automatic Controls	Floor 0m
G-COR-001		Atrium	1	Atrium	28	18	Underfloor	BMS Adjustable Sensor	Yes	Comfort Cooled Fresh Air	Central Supply and Extract	4	4	Balanced	F7	43	n/a	200	n/a	None	A	80	Automatic Controls	Floor 0m
G-COR-002		Corridor	1	Corridor	28	18	Radiant Panels	Remote Sensor Adj.	No	None	None	0	0	n/a	None	43	n/a	200	n/a	None	A	80	Automatic Controls	Floor 0m
G-COR-003		Corridor	1	Corridor	28	18	Radiant Panels	Remote Sensor Adj.	No	None	None	0	0	n/a	None	43	n/a	200	n/a	None	A	80	Automatic Controls	Floor 0m
G-COR-005		Corridor	1	Corridor	28	18	Adjacent Space Transfer	None	No	None	None	0	0	n/a	None	n/a	n/a	200	n/a	None	A	80	Automatic Controls	Floor 0m
G-COR-006		Corridor	1	Corridor	28	18	Adjacent Space Transfer	None	No	None	None	0	0	n/a	None	n/a	n/a	200	n/a	None	A	80	Automatic Controls	Floor 0m
G-COR-007		Corridor	1	Corridor	28	18	Radiant Panels	Remote Sensor Adj.	No	None	None	0	0	n/a	None	43	n/a	200	n/a	None	A	80	Automatic Controls	Floor 0m
G-COR-008		Corridor	1	Corridor	28	18	Radiant Panels	Remote Sensor Adj.	No	None	None	0	0	n/a	None	43	n/a	200	n/a	None	A	80	Automatic Controls	Floor 0m
G-COR-009		Corridor	1	Corridor	28	18	Radiant Panels	Remote Sensor Adj.	No	None	None	0	0	n/a	None	43	n/a	200	n/a	None	A	80	Automatic Controls	Floor 0m
G-COR-010		Corridor	1	Corridor	28	18	Adjacent Space Transfer	None	No	None	None	0	0	n/a	None	n/a	n/a	200	n/a	None	A	80	Automatic Controls	Floor 0m
G-COR-011		Corridor	1	Corridor	28	18	Radiant Panels	Remote Sensor Adj.	No	None	None	0	0	n/a	None	43	n/a	200	n/a	None	A	80	Automatic Controls	Floor 0m
G-COR-012		Corridor	1	Corridor	28	18	Adjacent Space Transfer	None	No	None	None	0	0	n/a	None	n/a	n/a	200	n/a	None	A	80	Automatic Controls	Floor 0m
G-COR-013		Corridor	1	Corridor	28	18	Adjacent Space Transfer	None	No	None	None	0	0	n/a	None	n/a	n/a	200	n/a	None	A	80	Automatic Controls	Floor 0m
G-COR-016		Corridor	1	Corridor	28	18	Radiant Panels	Remote Sensor Adj.	No	None	None	0	0	n/a	None	43	n/a	200	n/a	None	A	80	Automatic Controls	Floor 0m
1-COR-001A		Pod Bridge	1	Corridor	28	18	Adjacent Space Transfer	None	No	None	None	0	0	n/a	None	n/a	n/a	200	n/a	None	A	80	Automatic Controls	Floor 0m
1-COR-001B		Atrium Bridge	1	Corridor	28	18	Adjacent Space Transfer	None	No	None	None	0	0	n/a	None	n/a	n/a	200	n/a	None	A	80	Automatic Controls	Floor 0m
1-COR-001C		Corridor	1	Corridor	28	18	Radiant Panels	Remote Sensor Adj	No	None	Central General Extract	0	7	Negative	None	43	n/a	200	n/a	None	A	80	Automatic Controls	Floor 0m
1-COR-002		Corridor	1	Corridor	28	18	Radiant Panels	Remote Sensor Adj.	No	None	None	0	0	n/a	None	43	n/a	200	n/a	None	A	80	Automatic Controls	Floor 0m
1-COR-002A		Corridor	1	Corridor	28	18	Adjacent Space Transfer	None	No	None	None	0	0	n/a	None	n/a	n/a	200	n/a	None	A	80	Automatic Controls	Floor 0m
1-COR-002B		Corridor	1	Corridor	28	18	Adjacent Space Transfer	None	No	None	None	0	0	n/a	None	n/a	n/a	200	n/a	None	A	80	Automatic Controls	Floor 0m
1-COR-003		Corridor	1	Corridor	28	18	Adjacent Space Transfer	None	No	None	None	0	0	n/a	None	n/a	n/a	200	n/a	None	A	80	Automatic Controls	Floor 0m
1-COR-004		Corridor	1	Corridor	28	18	Radiant Panels	Remote Sensor Adj.	No	None	None	0	0	n/a	None	43	n/a	200	n/a	None	A	80	Automatic Controls	Floor 0m
1-COR-005		Corridor	1	Corridor	28	18	Adjacent Space Transfer	None	No	None	None	0	0	n/a	None	n/a	n/a	200	n/a	None	A	80	Automatic Controls	Floor 0m
1-COR-006		Corridor	1	Corridor	28	18	Adjacent Space Transfer	None	No	None	None	0	0	n/a	None	n/a	n/a	200	n/a	None	A	80	Automatic Controls	Floor 0m
1-COR-007		Corridor	1	Corridor	28	18	Radiant Panels	Remote Sensor Adj.	No	None	None	0	0	n/a	None	43	n/a	200	n/a	None	A	80	Automatic Controls	Floor 0m

Room No.	Department	Room Name	Qty	Room Function	Temp (max)	Temp (min)	Heating Type	Heating Control	Cooling (present)	Cooling (type)	Ventilation (type)	Supply (ac/hr)	Extract (ac/hr)	Relative pressure	Min filtration	Surface temp	Water temp	Normal lux	Night lux	Local lux	Standby grade	Colour render	Control	Plane
1-COR-008	Communication	Corridor	1	Corridor	28	18	Adjacent Space Transfer	None	No	None	None	0	0	n/a	None	n/a	n/a	200	n/a	None	A	80	Automatic Controls	Floor 0m
1-COR-009		Corridor	1	Corridor	28	18	Radiant Panels	Remote Sensor Adj.	No	None	None	0	0	n/a	None	43	n/a	200	n/a	None	A	80	Automatic Controls	Floor 0m
1-COR-010		Corridor	1	Corridor	28	18	Radiant Panels	Remote Sensor Adj.	No	None	None	0	0	n/a	None	43	n/a	200	n/a	None	A	80	Automatic Controls	Floor 0m
1-COR-011		Corridor	1	Corridor	28	18	Radiant Panels	Remote Sensor Adj.	No	None	None	0	0	n/a	None	43	n/a	200	n/a	None	A	80	Automatic Controls	Floor 0m
1-COR-012		Corridor	1	Corridor	28	18	Radiant Panels	Remote Sensor Adj.	No	None	None	0	0	n/a	None	43	n/a	200	n/a	None	A	80	Automatic Controls	Floor 0m
1-COR-013		Lift Lobby	1	Lift Lobby	28	18	Adacent Space Transfer	None	No	None	None	0	0	n/a	None	n/a	n/a	200	n/a	None	A	80	Automatic Controls	Floor 0m
2-COR-001		Corridor	1	Corridor	28	18	Radiant Panels	Remote Sensor Adj.	No	None	None	0	0	n/a	None	43	n/a	200	n/a	None	A	80	Automatic Controls	Floor 0m
2-COR-002		Corridor	1	Corridor	28	18	Adjacent Space Transfer	None	No	None	None	0	0	n/a	None	n/a	n/a	200	n/a	None	A	80	Automatic Controls	Floor 0m
2-COR-003		Corridor	1	Corridor	28	18	Radiant Panels	Remote Sensor Adj.	No	None	None	0	0	n/a	None	43	n/a	200	n/a	None	A	80	Automatic Controls	Floor 0m
2-COR-004		Corridor	1	Corridor	28	18	Radiant Panels	Remote Sensor Adj.	No	None	None	0	0	n/a	None	43	n/a	200	n/a	None	A	80	Automatic Controls	Floor 0m
2-COR-005		Corridor	1	Corridor	28	18	Radiant Panels	Remote Sensor Adj.	No	None	None	0	0	n/a	None	43	n/a	200	n/a	None	A	80	Automatic Controls	Floor 0m
2-COR-006		Corridor	1	Corridor	28	18	Radiant Panels	Remote Sensor Adj.	No	None	None	0	0	n/a	None	43	n/a	200	n/a	None	A	80	Automatic Controls	Floor 0m
2-COR-007		Corridor	1	Corridor	28	18	Radiant Panels	Remote Sensor Adj.	No	None	None	0	0	n/a	None	43	n/a	200	n/a	None	A	80	Automatic Controls	Floor 0m
2-COR-008		Corridor	1	Corridor	28	18	Radiant Panels	Remote Sensor Adj.	No	None	None	0	0	n/a	None	43	n/a	200	n/a	None	A	80	Automatic Controls	Floor 0m
2-COR-009		Corridor	1	Corridor	28	18	Adjacent Space Transfer	None	No	None	None	0	0	n/a	None	n/a	n/a	200	n/a	None	A	80	Automatic Controls	Floor 0m
2-COR-010		Corridor	1	Corridor	28	18	Adjacent Space Transfer	None	No	None	None	0	0	n/a	None	n/a	n/a	200	n/a	None	A	80	Automatic Controls	Floor 0m
2-COR-011		Corridor	1	Corridor	28	18	Adjacent Space Transfer	None	No	None	None	0	0	n/a	None	n/a	n/a	200	n/a	None	A	80	Automatic Controls	Floor 0m
2-COR-012		Lift Lobby	1	Lift Lobby	28	18	Radiant Panels	Remote Sensor Adj.	No	None	None	0	0	n/a	None	43	n/a	200	n/a	None	A	80	Automatic Controls	Floor 0m
3-COR-001		Corridor	1	Corridor	28	18	Radiant Panels	Remote Sensor Adj.	No	None	None	0	0	n/a	None	43	n/a	200	n/a	None	A	80	Automatic Controls	Floor 0m
3-COR-002		Corridor	1	Corridor	28	18	Adjacent Space Transfer	None	No	None	None	0	0	n/a	None	n/a	n/a	200	n/a	None	A	80	Automatic Controls	Floor 0m
3-COR-003		Corridor	1	Corridor	28	18	Radiant Panels	Remote Sensor Adj.	No	None	None	0	0	n/a	None	43	n/a	200	n/a	None	A	80	Automatic Controls	Floor 0m
3-COR-003A		Corridor	1	Corridor	28	18	Adjacent Space Transfer	None	No	None	None	0	0	n/a	None	n/a	n/a	200	n/a	None	A	80	Automatic Controls	Floor 0m
3-COR-003B		Corridor	1	Corridor	28	18	Adjacent Space Transfer	None	No	None	None	0	0	n/a	None	n/a	n/a	200	n/a	None	A	80	Automatic Controls	Floor 0m
3-COR-004		Corridor	1	Corridor	28	18	Radiant Panels	Remote Sensor Adj.	No	None	None	0	0	n/a	None	43	n/a	200	n/a	None	A	80	Automatic Controls	Floor 0m
3-COR-005		Corridor	1	Corridor	28	18	Radiant Panels	Remote Sensor Adj.	No	None	None	0	0	n/a	None	43	n/a	200	n/a	None	A	80	Automatic Controls	Floor 0m
3-COR-006		Corridor	1	Corridor	28	18	Radiant Panels	Remote Sensor Adj.	No	None	None	0	0	n/a	None	43	n/a	200	n/a	None	A	80	Automatic Controls	Floor 0m
3-COR-008		Corridor	1	Corridor	28	18	Adjacent Space Transfer	None	No	None	None	0	0	n/a	None	n/a	n/a	200	n/a	None	A	80	Automatic Controls	Floor 0m
3-COR-009		Corridor	1	Corridor	28	18	Radiant Panels	Remote Sensor Adj.	No	None	Central Supply Air	2	0	Positive	F7	43	n/a	200	n/a	None	A	80	Automatic Controls	Floor 0m
3-COR-010		Corridor	1	Corridor	28	18	Adjacent Space Transfer	None	No	None	None	0	0	n/a	None	n/a	n/a	200	n/a	None	A	80	Automatic Controls	Floor 0m
3-COR-011		Corridor	1	Corridor	28	18	Radiant Panels	Remote Sensor Adj.	No	None	None	0	0	n/a	None	43	n/a	200	n/a	None	A	80	Automatic Controls	Floor 0m
3-COR-012		Corridor	1	Corridor	28	18	Radiant Panels	Remote Sensor Adj.	No	None	None	0	0	n/a	None	43	n/a	200	n/a	None	A	80	Automatic Controls	Floor 0m
3-COR-013		Corridor	1	Corridor	28	18	Adjacent Space Transfer	None	No	None	None	0	0	n/a	None	n/a	n/a	200	n/a	None	A	80	Automatic Controls	Floor 0m
3-COR-014		Corridor	1	Corridor	28	18	Radiant Panels	Remote Sensor Adj.	No	None	None	0	0	n/a	None	43	n/a	200	n/a	None	A	80	Automatic Controls	Floor 0m
3-COR-015		Lift Lobby	1	Lift Lobby	28	18	Radiant Panels	Remote Sensor Adj.	No	None	None	0	0	n/a	None	43	n/a	200	n/a	None	A	80	Automatic Controls	Floor 0m
3-COR-017		Corridor	1	Corridor	28	18	Radiant Panels	Remote Sensor Adj.	No	None	None	0	0	n/a	None	43	n/a	200	n/a	None	A	80	Automatic Controls	Floor 0m
4-COR-001		Corridor	1	Corridor	28	18	Radiant Panels	Remote Sensor Adj.	No	None	None	0	0	n/a	None	43	n/a	200	n/a	None	A	80	Automatic Controls	Floor 0m
4-COR-001A		Corridor	1	Corridor	28	18	Adjacent Space Transfer	None	No	None	None	0	0	n/a	None	n/a	n/a	200	n/a	None	A	80	Automatic Controls	Floor 0m
4-COR-001B		Corridor	1	Corridor	28	18	Adjacent Space Transfer	None	No	None	None	0	0	n/a	None	n/a	n/a	200	n/a	None	A	80	Automatic Controls	Floor 0m
4-COR-002		Corridor	1	Corridor	28	18	Radiant Panels	Remote Sensor Adj.	No	None	None	0	0	n/a	None	43	n/a	200	n/a	None	A	80	Automatic Controls	Floor 0m
4-COR-003		Corridor	1	Corridor	28	18	Radiant Panels	Remote Sensor Adj.	No	None	None	0	0	n/a	None	43	n/a	200	n/a	None	A	80	Automatic Controls	Floor 0m
4-COR-004		Corridor	1	Corridor	28	18	Radiant Panels	Remote Sensor Adj.	No	None	None	0	0	n/a	None	43	n/a	200	n/a	None	A	80	Automatic Controls	Floor 0m
4-COR-005		Corridor	1	Corridor	28	18	Radiant Panels	Remote Sensor Adj.	No	None	None	0	0	n/a	None	43	n/a	200	n/a	None	A	80	Automatic Controls	Floor 0m
4-COR-006		Corridor	1	Corridor	28	18	Radiant Panels	Remote Sensor Adj.	No	None	None	0	0	n/a	None	43	n/a	200	n/a	None	A	80	Automatic Controls	Floor 0m
4-COR-007		Corridor	1	Corridor	28	18	Radiant Panels	Remote Sensor Adj.	No	None	None	0	0	n/a	None	43	n/a	200	n/a	None	A	80	Automatic Controls	Floor 0m
4-COR-008		Corridor	1	Corridor	28	18	Radiant Panels	Remote Sensor Adj.	No	None	None	0	0	n/a	None	43	n/a	200	n/a	None	A	80	Automatic Controls	Floor 0m
4-COR-009		Corridor	1	Corridor	28	18	Radiant Panels	Remote Sensor Adj.	No	None	None	0	0	n/a	None	43	n/a	200	n/a	None	A	80	Automatic Controls	Floor 0m
4-COR-010		Corridor	1	Corridor	28	18	Radiant Panels	Remote Sensor Adj.	No	None	None	0	0	n/a	None	43	n/a	200	n/a	None	A	80	Automatic Controls	Floor 0m
B-PLANT-001		Plant Room	1	Plant Room	Not Controlled	Not Controlled	None	None	No	None	Central Supply & Extract	1	1	Balanced	F7	n/a	n/a	300	n/a	None	A	80	Automatic Controls	Floor 0m
B-PLANT-001A		HV Plant Room 01	1	Plant Room	32	Not Controlled	None	None	No	None	Natural & Dedicated Supply	17	17	Balanced	G3	n/a	n/a	300	n/a	None	A	80	Automatic Controls	Floor 0m
B-PLANT-001B		HV Plant Room 02	1	Plant Room	32	Not Controlled	None	None	No	None	Natural & Dedicated Supply	21	21	Balanced	G3	n/a	n/a	300	n/a	None	A	80	Automatic Controls	Floor 0m

Room No.	Department	Room Name	Qty	Room Function	Temp (max)	Temp (min)	Heating Type	Heating Control	Cooling (present)	Cooling (type)	Ventilation (type)	Supply (ac/hr)	Extract (ac/hr)	Relative pressure	Min filtration	Surface temp	Water temp	Normal lux	Night lux	Local lux	Standby grade	Colour render	Control	Plane
B-PLANT-001C		HV Plant Room Lobby	1	Plant Room	Not Controlled	Not Controlled	None	None	No	None	None	0	0	n/a	None	n/a	n/a	300	n/a	None	A	80	Automatic Controls	Floor 0m
B-PLANT-002		Heat Station 04	1	Plant Room	Not Controlled	Not Controlled	None	None	No	None	Central Supply & Extract	3	3	Balanced	F7	n/a	n/a	300	n/a	None	A	80	Automatic Controls	Floor 0m
B-PLANT-003		Heat Station 01	1	Plant Room	Not Controlled	Not Controlled	None	None	No	None	Central Supply & Extract	3	3	Balanced	F7	n/a	n/a	300	n/a	None	A	80	Automatic Controls	Floor 0m
B-PLANT-004		Water Tank Room	1	Plant Room	Not Controlled	Not Controlled	None	None	No	None		5	5	Balanced	F7	n/a	n/a	300	n/a	None	A	80	Automatic Controls	Floor 0m
B-PLANT-005		UPS Plant Room	1	Plant Room	Not Controlled	Not Controlled	None	None	No	None		1	1	Balanced	F7	n/a	n/a	300	n/a	None	A	80	Automatic Controls	Floor 0m
B-PLANT-007		Plant Room	1	Plant Room	Not Controlled	Not Controlled	None	None	No	None		1	1	Balanced	F7	n/a	n/a	300	n/a	None	A	80	Automatic Controls	Floor 0m
B-PLANT-007A		HV Plant Room 03	1	Plant Room	32	Not Controlled	None	None	No	None	Natural & Dedicated Supply	16	16	Balanced	None	n/a	n/a	300	n/a	None	A	80	Automatic Controls	Floor 0m
B-PLANT-007B		HV Plant Room 04	1	Plant Room	32	Not Controlled	None	None	No	None	Natural & Dedicated Supply	16	16	Balanced	None	n/a	n/a	300	n/a	None	A	80	Automatic Controls	Floor 0m
B-PLANT-008		Rainwater Tank Room	1	Plant Room	Not Controlled	Not Controlled	None	None	No	None	Central Supply & Extract	0.5	0.5	Balanced	F7	n/a	n/a	300	n/a	None	A	80	Automatic Controls	Floor 0m
B-PLANT-009		Plant Room 09	1	Plant Room	Not Controlled	Not Controlled	None	None	No	None	Central Supply & Extract	1	1	Balanced	F7	n/a	n/a	300	n/a	None	A	80	Automatic Controls	Floor 0m
B-PLANT-006		Heat Station 02	1	Plant Room	Not Controlled	Not Controlled	None	None	No	None		3	3	Balanced	F7	n/a	n/a	300	n/a	None	A	80	Automatic Controls	Floor 0m
B-PLANT-011		PTS Plant Room	1	Plant Room	Not Controlled	Not Controlled	None	None	No	None		1.5	1.5	Balanced	F7	n/a	n/a	300	n/a	None	A	80	Automatic Controls	Floor 0m
B-PLANT-10		Heat Station 03	1	Plant Room	Not Controlled	Not Controlled	None	None	No	None		3	3	Balanced	F7	n/a	n/a	300	n/a	None	A	80	Automatic Controls	Floor 0m
B-PLANT-12		Plantroom 12	1	Plant Room	Not Controlled	Not Controlled	None	None	No	None	Central Supply & Extract	3	3	Balanced	F7	n/a	n/a	300	n/a	None	A	80	Automatic Controls	Floor 0m
B-PLANT-15A		Plantroom 15A	1	Plant Room	Not Controlled	Not Controlled	None	None	No	None	Central Supply & Extract	3	3	Balanced	F7	n/a	n/a	300	n/a	None	A	80	Automatic Controls	Floor 0m
B-PLANT-15B		Plantroom 15B	1	Plant Room	Not Controlled	Not Controlled	None	None	No	None	Central Supply & Extract	3	3	Balanced	F7	n/a	n/a	300	n/a	None	A	80	Automatic Controls	Floor 0m
B-PLANT-16		Plantroom 16	1	Plant Room	Not Controlled	Not Controlled	None	None	No	None	Central Supply & Extract	3	3	Balanced	F7	n/a	n/a	300	n/a	None	A	80	Automatic Controls	Floor 0m
B-T2-001:E3		Riser Plant	1	Riser Plant	Not Controlled	Not Controlled	None	None	No	None	None	0	0	n/a	None	n/a	n/a	100	n/a	None	A	80	Automatic Controls	Floor 0m
B-T2-002:M3		Riser Plant	1	Riser Plant	Not Controlled	Not Controlled	None	None	No	None	None	0	0	n/a	None	n/a	n/a	100	n/a	None	A	80	Automatic Controls	Floor 0m
B-T2-003:V10		Riser Plant	1	Riser Plant	Not Controlled	Not Controlled	None	None	No	None	None	0	0	n/a	None	n/a	n/a	100	n/a	None	A	80	Automatic Controls	Floor 0m
B-T2-004:V3		Riser Plant	1	Riser Plant	Not Controlled	Not Controlled	None	None	No	None	None	0	0	n/a	None	n/a	n/a	100	n/a	None	A	80	Automatic Controls	Floor 0m
B-T2-005: E2		Riser Plant	1	Riser Plant	Not Controlled	Not Controlled	None	None	No	None	None	0	0	n/a	None	n/a	n/a	100	n/a	None	A	80	Automatic Controls	Floor 0m
B-T2-006: E1		Riser Plant	1	Riser Plant	Not Controlled	Not Controlled	None	None	No	None	None	0	0	n/a	None	n/a	n/a	100	n/a	None	A	80	Automatic Controls	Floor 0m
B-T2-007:KEF		Riser Access	1	Riser Access	Not Controlled	Not Controlled	None	None	No	None	None	0	0	n/a	None	n/a	n/a	100	n/a	None	A	80	Automatic Controls	Floor 0m
B-T2-011: V		Riser Plant	1	Riser Plant	Not Controlled	Not Controlled	None	None	No	None	None	0	0	n/a	None	n/a	n/a	100	n/a	None	A	80	Automatic Controls	Floor 0m
G-T2-002:V10		Riser Plant	1	Riser Plant	Not Controlled	Not Controlled	None	None	No	None	None	0	0	n/a	None	n/a	n/a	100	n/a	None	A	80	Automatic Controls	Floor 0m
G-T2-003: E3		Riser Plant	1	Riser Plant	Not Controlled	Not Controlled	None	None	No	None	None	0	0	n/a	None	n/a	n/a	100	n/a	None	A	80	Automatic Controls	Floor 0m
G-T2-003: V3		Riser Plant	1	Riser Plant	Not Controlled	Not Controlled	None	None	No	None	None	0	0	n/a	None	n/a	n/a	100	n/a	None	A	80	Automatic Controls	Floor 0m
G-T2-004: M3		Riser Plant	1	Riser Plant	Not Controlled	Not Controlled	None	None	No	None	None	0	0	n/a	None	n/a	n/a	100	n/a	None	A	80	Automatic Controls	Floor 0m
G-T2-005: V5		Riser Plant	1	Riser Plant	Not Controlled	Not Controlled	None	None	No	None	None	0	0	n/a	None	n/a	n/a	100	n/a	None	A	80	Automatic Controls	Floor 0m
G-T2-006: M2		Riser Plant	1	Riser Plant	Not Controlled	Not Controlled	None	None	No	None	None	0	0	n/a	None	n/a	n/a	100	n/a	None	A	80	Automatic Controls	Floor 0m
G-T2-007: E2		Riser Plant	1	Riser Plant	Not Controlled	Not Controlled	None	None	No	None	None	0	0	n/a	None	n/a	n/a	100	n/a	None	A	80	Automatic Controls	Floor 0m
G-T2-008: E1		Riser Plant	1	Riser Plant	Not Controlled	Not Controlled	None	None	No	None	None	0	0	n/a	None	n/a	n/a	100	n/a	None	A	80	Automatic Controls	Floor 0m
G-T2-009:KEF		Riser Plant	1	Riser Plant	Not Controlled	Not Controlled	None	None	No	None	None	0	0	n/a	None	n/a	n/a	100	n/a	None	A	80	Automatic Controls	Floor 0m
G-T2-010A:E4		Riser	1	Riser	Not Controlled	Not Controlled	None	None	No	None	None	0	0	n/a	None	n/a	n/a	100	n/a	None	A	80	Automatic Controls	Floor 0m
G-T2-010B:E4		Riser	1	Riser	Not Controlled	Not Controlled	None	None	No	None	None	0	0	n/a	None	n/a	n/a	100	n/a	None	A	80	Automatic Controls	Floor 0m
G-T2-011		Riser Plant	1	Riser Plant	Not Controlled	Not Controlled	None	None	No	None	None	0	0	n/a	None	n/a	n/a	100	n/a	None	A	80	Automatic Controls	Floor 0m
G-T2-012		Manifold	1	Manifold	Not Controlled	Not Controlled	None	None	No	None	None	0	0	n/a	None	n/a	n/a	100	n/a	None	A	80	Automatic Controls	Floor 0m
G-T2-013		Manifold	1	Manifold	Not Controlled	Not Controlled	None	None	No	None	None	0	0	n/a	None	n/a	n/a	100	n/a	None	A	80	Automatic Controls	Floor 0m
G-T2-014		Plant Room	1	Plant Room	Not Controlled	Not Controlled	None	None	No	None	None	0	0	n/a	None	n/a	n/a	100	n/a	None	A	80	Automatic Controls	Floor 0m
G-T2-015		Riser	1	Riser	Not Controlled	Not Controlled	None	None	No	None	None	0	0	n/a	None	n/a	n/a	100	n/a	None	A	80	Automatic Controls	Floor 0m
G-T2-016:V		Riser Plant	1	Riser Plant	Not Controlled	Not Controlled	None	None	No	None	None	0	0	n/a	None	n/a	n/a	100	n/a	None	A	80	Automatic Controls	Floor 0m
G-T2-017		Riser	1	Riser	Not Controlled	Not Controlled	None	None	No	None	None	0	0	n/a	None	n/a	n/a	100	n/a	None	A	80	Automatic Controls	Floor 0m
1-T2-001: V1		Riser	1	Riser	Not Controlled	Not Controlled	None	None	No	None	None	0	0	n/a	None	n/a	n/a	100	n/a	None	A	80	Automatic Controls	Floor 0m
1-T2-002: V4		Riser	1	Riser	Not Controlled	Not Controlled	None	None	No	None	None	0	0	n/a	None	n/a	n/a	100	n/a	None	A	80	Automatic Controls	Floor 0m
1-T2-003: V2		Riser	1	Riser	Not Controlled	Not Controlled	None	None	No	None	None	0	0	n/a	None	n/a	n/a	100	n/a	None	A	80	Automatic Controls	Floor 0m
1-T2-004:KEF		Riser	1	Riser	Not Controlled	Not Controlled	None	None	No	None	None	0	0	n/a	None	n/a	n/a	100	n/a	None	A	80	Automatic Controls	Floor 0m
1-T2-005: E1		Riser	1	Riser	Not Controlled	Not Controlled	None	None	No	None	None	0	0	n/a	None	n/a	n/a	100	n/a	None	A	80	Automatic Controls	Floor 0m
1-T2-006: E2		Riser Plant	1	Riser Plant	Not Controlled	Not Controlled	None	None	No	None	None	0	0	n/a	None	n/a	n/a	100	n/a	None	A	80	Automatic Controls	Floor 0m
1-T2-007: M2		Riser	1	Riser	Not Controlled	Not Controlled	None	None	No	None	None	0	0	n/a	None	n/a	n/a	100	n/a	None	A	80	Automatic Controls	Floor 0m

Ross Soutwell:
Please confirm cooling requirement to UPS plantroom

Ross Soutwell:
Please confirm cooling requirement to PTS plantroom

Ross Soutwell:
Please carry out general review of plant room numbering.

Room No.	Department	Room Name	Qty	Room Function	Temp (max)	Temp (min)	Heating Type	Heating Control	Cooling (present)	Cooling (type)	Ventilation (type)	Supply (ac/hr)	Extract (ac/hr)	Relative pressure	Min filtration	Surface temp	Water temp	Normal lux	Night lux	Local lux	Standby grade	Colour render	Control	Plane
1-T2-008: V5		Riser	1	Riser	Not Controlled	Not Controlled	None	None	No	None	None	0	0	n/a	None	n/a	n/a	100	n/a	None	A	80	Automatic Controls	Floor 0m
1-T2-009: V10		Riser	1	Riser	Not Controlled	Not Controlled	None	None	No	None	None	0	0	n/a	None	n/a	n/a	100	n/a	None	A	80	Automatic Controls	Floor 0m
1-T2-010: E3		Riser	1	Riser	Not Controlled	Not Controlled	None	None	No	None	None	0	0	n/a	None	n/a	n/a	100	n/a	None	A	80	Automatic Controls	Floor 0m
1-T2-011: V3		Riser	1	Riser	Not Controlled	Not Controlled	None	None	No	None	None	0	0	n/a	None	n/a	n/a	100	n/a	None	A	80	Automatic Controls	Floor 0m
1-T2-012		Riser	1	Riser	Not Controlled	Not Controlled	None	None	No	None	None	0	0	n/a	None	n/a	n/a	100	n/a	None	A	80	Automatic Controls	Floor 0m
1-T2-013: V13		Riser	1	Riser	Not Controlled	Not Controlled	None	None	No	None	None	0	0	n/a	None	n/a	n/a	100	n/a	None	A	80	Automatic Controls	Floor 0m
1-T2-014: V6		Riser	1	Riser	Not Controlled	Not Controlled	None	None	No	None	None	0	0	n/a	None	n/a	n/a	100	n/a	None	A	80	Automatic Controls	Floor 0m
1-T2-015: E4		Riser	1	Riser	Not Controlled	Not Controlled	None	None	No	None	None	0	0	n/a	None	n/a	n/a	100	n/a	None	A	80	Automatic Controls	Floor 0m
1-T2-016: M3		Riser	1	Riser	Not Controlled	Not Controlled	None	None	No	None	None	0	0	n/a	None	n/a	n/a	100	n/a	None	A	80	Automatic Controls	Floor 0m
1-T2-017:V		Riser Plant	1	Riser Plant	Not Controlled	Not Controlled	None	None	No	None	None	0	0	n/a	None	n/a	n/a	100	n/a	None	A	80	Automatic Controls	Floor 0m
1-T2-018: QP		Riser Plant	1	Riser Plant	Not Controlled	Not Controlled	None	None	No	None	None	0	0	n/a	None	n/a	n/a	100	n/a	None	A	80	Automatic Controls	Floor 0m
1-T2-019: V12		Riser	1	Riser	Not Controlled	Not Controlled	None	None	No	None	None	0	0	n/a	None	n/a	n/a	100	n/a	None	A	80	Automatic Controls	Floor 0m
1-T2-020		Riser Plant	1	Riser Plant	Not Controlled	Not Controlled	None	None	No	None	None	0	0	n/a	None	n/a	n/a	100	n/a	None	A	80	Automatic Controls	Floor 0m
1-T2-021	**Plant**	Spare	1	Spare	Not Controlled	Not Controlled	None	None	No	None	None	0	0	n/a	None	n/a	n/a	100	n/a	None	A	80	Automatic Controls	Floor 0m
1-T2-022: V1		Riser	1	Riser	Not Controlled	Not Controlled	None	None	No	None	None	0	0	n/a	None	n/a	n/a	100	n/a	None	A	80	Automatic Controls	Floor 0m
2-PLANT-001		AHU Plant Room 01	1	Theatre Plant Room	Not Controlled	Not Controlled	None	None	No	None	None	0	0	n/a	None	n/a	n/a	300	n/a	None	A	80	Automatic Controls	Floor 0m
2-PLANT-001A		Theatre Plant Room 01	1	Theatre Plant Room A	Not Controlled	Not Controlled	None	None	No	None	Natural	0	0	n/a	None	n/a	n/a	300	n/a	None	A	80	Automatic Controls	Floor 0m
2-PLANT-001B		Theatre Plant Room 02	1	Theatre Plant Room B	Not Controlled	Not Controlled	None	None	No	None	Natural	0	0	n/a	None	n/a	n/a	300	n/a	None	A	80	Automatic Controls	Floor 0m
2-PLANT-001C		Theatre Plant Room 03	1	Theatre Plant Room C	Not Controlled	Not Controlled	None	None	No	None	Natural	0	0	n/a	None	n/a	n/a	300	n/a	None	A	80	Automatic Controls	Floor 0m
2-T2-001:V1		Riser	1	Riser	Not Controlled	Not Controlled	None	None	No	None	None	0	0	n/a	None	n/a	n/a	100	n/a	None	A	80	Automatic Controls	Floor 0m
2-T2-002:V4		Riser	1	Riser	Not Controlled	Not Controlled	None	None	No	None	None	0	0	n/a	None	n/a	n/a	100	n/a	None	A	80	Automatic Controls	Floor 0m
2-T2-003:V2		Riser	1	Riser	Not Controlled	Not Controlled	None	None	No	None	None	0	0	n/a	None	n/a	n/a	100	n/a	None	A	80	Automatic Controls	Floor 0m
2-T2-004:KEF		Riser	1	Riser	Not Controlled	Not Controlled	None	None	No	None	None	0	0	n/a	None	n/a	n/a	100	n/a	None	A	80	Automatic Controls	Floor 0m
2-T2-005:E1		Riser	1	Riser	Not Controlled	Not Controlled	None	None	No	None	None	0	0	n/a	None	n/a	n/a	100	n/a	None	A	80	Automatic Controls	Floor 0m
2-T2-006:E2		Riser	1	Riser	Not Controlled	Not Controlled	None	None	No	None	None	0	0	n/a	None	n/a	n/a	100	n/a	None	A	80	Automatic Controls	Floor 0m
2-T2-007:M2		Riser	1	Riser	Not Controlled	Not Controlled	None	None	No	None	None	0	0	n/a	None	n/a	n/a	100	n/a	None	A	80	Automatic Controls	Floor 0m
2-T2-008:V5		Riser	1	Riser	Not Controlled	Not Controlled	None	None	No	None	None	0	0	n/a	None	n/a	n/a	100	n/a	None	A	80	Automatic Controls	Floor 0m
2-T2-009:V10		Riser	1	Riser	Not Controlled	Not Controlled	None	None	No	None	None	0	0	n/a	None	n/a	n/a	100	n/a	None	A	80	Automatic Controls	Floor 0m
2-T2-010:E3		Riser	1	Riser	Not Controlled	Not Controlled	None	None	No	None	None	0	0	n/a	None	n/a	n/a	100	n/a	None	A	80	Automatic Controls	Floor 0m
2-T2-011:V3		Riser	1	Riser	Not Controlled	Not Controlled	None	None	No	None	None	0	0	n/a	None	n/a	n/a	100	n/a	None	A	80	Automatic Controls	Floor 0m
2-T2-012		Riser	1	Riser	Not Controlled	Not Controlled	None	None	No	None	None	0	0	n/a	None	n/a	n/a	100	n/a	None	A	80	Automatic Controls	Floor 0m
2-T2-013:V13		Riser	1	Riser	Not Controlled	Not Controlled	None	None	No	None	None	0	0	n/a	None	n/a	n/a	100	n/a	None	A	80	Automatic Controls	Floor 0m
2-T2-014:M3		Riser	1	Riser	Not Controlled	Not Controlled	None	None	No	None	None	0	0	n/a	None	n/a	n/a	100	n/a	None	A	80	Automatic Controls	Floor 0m
2-T2-015:V6		Riser	1	Riser	Not Controlled	Not Controlled	None	None	No	None	None	0	0	n/a	None	n/a	n/a	100	n/a	None	A	80	Automatic Controls	Floor 0m
2-T2-016:E4		Riser	1	Riser	Not Controlled	Not Controlled	None	None	No	None	None	0	0	n/a	None	n/a	n/a	100	n/a	None	A	80	Automatic Controls	Floor 0m
2-T2-017:V12		Riser	1	Riser	Not Controlled	Not Controlled	None	None	No	None	None	0	0	n/a	None	n/a	n/a	100	n/a	None	A	80	Automatic Controls	Floor 0m
2-T2-018:QP		Riser	1	Riser	Not Controlled	Not Controlled	None	None	No	None	None	0	0	n/a	None	n/a	n/a	100	n/a	None	A	80	Automatic Controls	Floor 0m
2-T2-019		Riser Plant	1	Riser Plant	Not Controlled	Not Controlled	None	None	No	None	None	0	0	n/a	None	n/a	n/a	100	n/a	None	A	80	Automatic Controls	Floor 0m
2-T2-020		Riser	1	Riser	Not Controlled	Not Controlled	None	None	No	None	None	0	0	n/a	None	n/a	n/a	100	n/a	None	A	80	Automatic Controls	Floor 0m
2-T2-021		Spare	1	Spare	Not Controlled	Not Controlled	None	None	No	None	None	0	0	n/a	None	n/a	n/a	100	n/a	None	A	80	Automatic Controls	Floor 0m
2-T2-022		Riser	1	Riser	Not Controlled	Not Controlled	None	None	No	None	None	0	0	n/a	None	n/a	n/a	100	n/a	None	A	80	Automatic Controls	Floor 0m
3-T2-001:V1		Riser	1	Riser	Not Controlled	Not Controlled	None	None	No	None	None	0	0	n/a	None	n/a	n/a	100	n/a	None	A	80	Automatic Controls	Floor 0m
3-T2-002:V4		Riser	1	Riser	Not Controlled	Not Controlled	None	None	No	None	None	0	0	n/a	None	n/a	n/a	100	n/a	None	A	80	Automatic Controls	Floor 0m
3-T2-003:V2		Riser	1	Riser	Not Controlled	Not Controlled	None	None	No	None	None	0	0	n/a	None	n/a	n/a	100	n/a	None	A	80	Automatic Controls	Floor 0m
3-T2-004:KEF		Riser	1	Riser	Not Controlled	Not Controlled	None	None	No	None	None	0	0	n/a	None	n/a	n/a	100	n/a	None	A	80	Automatic Controls	Floor 0m
3-T2-005:E1		Riser	1	Riser	Not Controlled	Not Controlled	None	None	No	None	None	0	0	n/a	None	n/a	n/a	100	n/a	None	A	80	Automatic Controls	Floor 0m
3-T2-006:E2		Riser	1	Riser	Not Controlled	Not Controlled	None	None	No	None	None	0	0	n/a	None	n/a	n/a	100	n/a	None	A	80	Automatic Controls	Floor 0m
3-T2-007:M2		Riser	1	Riser	Not Controlled	Not Controlled	None	None	No	None	None	0	0	n/a	None	n/a	n/a	100	n/a	None	A	80	Automatic Controls	Floor 0m
3-T2-008:M3		Riser	1	Riser	Not Controlled	Not Controlled	None	None	No	None	None	0	0	n/a	None	n/a	n/a	100	n/a	None	A	80	Automatic Controls	Floor 0m
3-T2-009:V10		Riser	1	Riser	Not Controlled	Not Controlled	None	None	No	None	None	0	0	n/a	None	n/a	n/a	100	n/a	None	A	80	Automatic Controls	Floor 0m

RHSC / DCN Environmental Matrix

Room No.	Department	Room Name	Qty	Room Function	Temp (max)	Temp (min)	Heating Type	Heating Control	Cooling (present)	Cooling (type)	Ventilation (type)	Supply (ac/hr)	Extract (ac/hr)	Relative pressure	Min filtration	Surface temp	Water temp	Normal lux	Night lux	Local lux	Standby grade	Colour render	Control	Plane
3-T2-010:E3		Riser	1	Riser	Not Controlled	Not Controlled	None	None	No	None	None	0	0	n/a	None	n/a	n/a	100	n/a	None	A	80	Automatic Controls	Floor 0m
3-T2-011:V3		Riser	1	Riser	Not Controlled	Not Controlled	None	None	No	None	None	0	0	n/a	None	n/a	n/a	100	n/a	None	A	80	Automatic Controls	Floor 0m
3-T2-012		Riser	1	Riser	Not Controlled	Not Controlled	None	None	No	None	None	0	0	n/a	None	n/a	n/a	100	n/a	None	A	80	Automatic Controls	Floor 0m
3-T2-013:V13		Riser	1	Riser	Not Controlled	Not Controlled	None	None	No	None	None	0	0	n/a	None	n/a	n/a	100	n/a	None	A	80	Automatic Controls	Floor 0m
3-T2-014:E4		Riser	1	Riser	Not Controlled	Not Controlled	None	None	No	None	None	0	0	n/a	None	n/a	n/a	100	n/a	None	A	80	Automatic Controls	Floor 0m
3-T2-015:V12		Riser	1	Riser	Not Controlled	Not Controlled	None	None	No	None	None	0	0	n/a	None	n/a	n/a	100	n/a	None	A	80	Automatic Controls	Floor 0m
3-T2-017:V1		Riser	1	Riser	Not Controlled	Not Controlled	None	None	No	None	None	0	0	n/a	None	n/a	n/a	100	n/a	None	A	80	Automatic Controls	Floor 0m
3-T2-018:QP		Riser Plant	1	Riser Plant	Not Controlled	Not Controlled	None	None	No	None	None	0	0	n/a	None	n/a	n/a	100	n/a	None	A	80	Automatic Controls	Floor 0m
3-T2-019		Riser Plant	1	Riser Plant	Not Controlled	Not Controlled	None	None	No	None	None	0	0	n/a	None	n/a	n/a	100	n/a	None	A	80	Automatic Controls	Floor 0m
3-T2-020		Riser	1	Riser	Not Controlled	Not Controlled	None	None	No	None	None	0	0	n/a	None	n/a	n/a	100	n/a	None	A	80	Automatic Controls	Floor 0m
4-T2-001:V1		Riser	1	Riser	Not Controlled	Not Controlled	None	None	No	None	None	0	0	n/a	None	n/a	n/a	100	n/a	None	A	80	Automatic Controls	Floor 0m
4-T2-002:V4		Riser	1	Riser	Not Controlled	Not Controlled	None	None	No	None	None	0	0	n/a	None	n/a	n/a	100	n/a	None	A	80	Automatic Controls	Floor 0m
4-T2-003:V2		Riser	1	Riser	Not Controlled	Not Controlled	None	None	No	None	None	0	0	n/a	None	n/a	n/a	100	n/a	None	A	80	Automatic Controls	Floor 0m
4-T2-004:KEF		Riser	1	Riser	Not Controlled	Not Controlled	None	None	No	None	None	0	0	n/a	None	n/a	n/a	100	n/a	None	A	80	Automatic Controls	Floor 0m
4-T2-005:E1		Riser	1	Riser	Not Controlled	Not Controlled	None	None	No	None	None	0	0	n/a	None	n/a	n/a	100	n/a	None	A	80	Automatic Controls	Floor 0m
4-T2-006:E2		Riser	1	Riser	Not Controlled	Not Controlled	None	None	No	None	None	0	0	n/a	None	n/a	n/a	100	n/a	None	A	80	Automatic Controls	Floor 0m
4-T2-007:M2		Riser	1	Riser	Not Controlled	Not Controlled	None	None	No	None	None	0	0	n/a	None	n/a	n/a	100	n/a	None	A	80	Automatic Controls	Floor 0m
4-T2-008		Riser	1	Riser	Not Controlled	Not Controlled	None	None	No	None	None	0	0	n/a	None	n/a	n/a	100	n/a	None	A	80	Automatic Controls	Floor 0m
4-T2-009:V10		Riser	1	Riser	Not Controlled	Not Controlled	None	None	No	None	None	0	0	n/a	None	n/a	n/a	100	n/a	None	A	80	Automatic Controls	Floor 0m
4-T2-010:E3		Riser	1	Riser	Not Controlled	Not Controlled	None	None	No	None	None	0	0	n/a	None	n/a	n/a	100	n/a	None	A	80	Automatic Controls	Floor 0m
4-T2-011:M3		Riser	1	Riser	Not Controlled	Not Controlled	None	None	No	None	None	0	0	n/a	None	n/a	n/a	100	n/a	None	A	80	Automatic Controls	Floor 0m
4-T2-017		Riser	1	Riser	Not Controlled	Not Controlled	None	None	No	None	None	0	0	n/a	None	n/a	n/a	100	n/a	None	A	80	Automatic Controls	Floor 0m
4-T2-018:QP		Riser Plant	1	Riser Plant	Not Controlled	Not Controlled	None	None	No	None	None	0	0	n/a	None	n/a	n/a	100	n/a	None	A	80	Automatic Controls	Floor 0m
4-PLANT-001		Central AHU Plant Room 01	1	Plant Room 01	Not Controlled	Not Controlled	None	None	No	None	Natural	0	0	n/a	None	n/a	n/a	300	n/a	None	A	80	Switch	Floor 0m
4-PLANT-002		Central AHU Plant Room 02	1	Plant Room 02	Not Controlled	Not Controlled	None	None	No	None	Natural	0	0	n/a	None	n/a	n/a	300	n/a	None	A	80	Switch	Floor 0m
4-PLANT-004		AHU Plant Room East	1	Plant Room 04	Not Controlled	Not Controlled	None	None	No	None	Natural	0	0	n/a	None	n/a	n/a	300	n/a	None	A	80	Switch	Floor 0m
4-PLANT-005		AHU Plant Room West	1	Plant Room 05	Not Controlled	Not Controlled	None	None	No	None	Natural	0	0	n/a	None	n/a	n/a	300	n/a	None	A	80	Switch	Floor 0m
4-PLANT-006		Water Tank Room	1	Plant Room 06	Not Controlled	Not Controlled	None	None	No	None	Natural	0	0	n/a	None	n/a	n/a	300	n/a	None	A	80	Switch	Floor 0m
4-PLANT-007		Medical Gas Plant Room	1	Plant Room 07	40	10	Electric Heater	Remote Sensor Adj	No	None	Natural	0	0	n/a	None	n/a	n/a	300	n/a	None	A	80	Switch	Floor 0m
4-PLANT-008		Medical Gas Bottle St	1	Bottle Store	40	10	Electric Heater	Remote Sensor Adj	No	None	Natural	0	0	n/a	None	n/a	n/a	300	n/a	None	A	80	Switch	Floor 0m

RHSC &DCN
At Little France

CONFIDENTIAL

Meeting: **Project Management Group Meeting**

Location: **Multiplex Conference Room**

Date and time: **29th November 2017 at 10:00 am**

Subject: **Project Management**

Meeting Chair: **David Martin**

Attendees:

Brian Currie	NHSL	(BC)
Jackie Sansbury	NHSL	(JS)
Fiona Halcrow	NHSL	(FH)
Stuart Davidson	NHSL	(SD)
Ronnie Henderson	NHSL	(RHe)
Graeme Greer	Mott MacDonald	(GG)
Kamil Kolodziejczyk	Mott MacDonald	(KK)
Kelly Bain	Mott MacDonald	(KB)
Wallace Weir	IHSL	(WW)
David Martin	IHSL	(DM)
Georgia Villaflor	IHSL	(GV)
Richard Hair	BYES	(RHa)
Darren Pike	MPX	(DP)
Liane Edwards-Scott	MPX	(LES)

Apologies:

Janice MacKenzie	NHSL	(JM)
Sorrel Cosens	NHSL	(SC)
Colin Grindlay	MPX	(CG)
Stuart Jackson	MPX	(SJ)
Douglas McFall	MPX	(DMc)
Paula Ramage	BYES	(PR)

Distribution (over and above attendees):

Graham Coupe	MPX	(GC)
John Wales	MPX	(JW)
Andy Clapp	IHSL	(AC)
Juan Custodio	IHSL	(JC)
Richard Osborne	IHSL	(RO)

RHSC &DCN
At Little France

Number	Notes and Actions	Owner	Date
1.0 Matters Arising			
1.1	RDD: Final HLM RDS's to be issued. LES to advise on status of any outstanding RBG drawings. RDS: Final documents being closed out through MPX system ready for issue. Environmental Matrix: Returned to MPX by Board with minor comments. M&E schedule updated monthly by MPX. Next issue due 15/12/17.	MPX LES MPX CG	08/12/17 ongoing 12/12/17 15/12/17
1.2	Key Issues: Bedroom Ventilation: &HV installation being discussed at Board to Board level.	Board IHSL	12/12/17
1.3	Fire Strategy Report: Meeting held with Building Control on 28/11/17. Query raised on RM Hotel evacuation. JS to obtain RM standard protocols. Zone A changes: Briefly discussed with Building Control who advised that this amendment issued as a new Warrant request So as to not compromise the original application which is due for approval. Parties to meet Building Control 15/12/17	MPXJS MPX Board	08/12/17 15/12/17
1.4	Completion Criteria, Next formal review to be held 11/12/17 Compliance meeting continue. Progress advised as circa 420/460 items submitted to the IT for review. All MEP information issued to IT but all will require on site completion / testing certification prior to sign off. Next meeting 16/11/17. LES to issue updated report following next IT meeting. Board advised that they were reviewing what the IT has signed off to date and will share this information with IHSL in due course. H & S File: MPX chasing consultants for update. HLM details now on Zutec.	All LES/IT Board JW	11/12/17 16/11/17 12/12/17 12/12/17
1.5	Planning considerations: Roof top amendments and final screening proposals, to be issued to planners for review. Landscaping proposals to be issued.	LES	08/12/17
1.6	Service Yard: Numerous meetings held to review final SY requirements and vehicular controlled access. MPX/BYES reviewing powered gates v access control barriers. Actual vehicle tracking test to be carried out asap, Louvres to the West face of the EC> colours as design	LES DMc	08/12/17 12/12/17

RHSC &DCN
At Little France

Number	Notes and Actions	Owner	Date
	requirements. Boundary planting above the crib wall. Is fence & hedge. LES to confirm the plan layout.	LES	08/12/17
1.7	Public Realm/RIE building works/Boundary: SA1 proposal, IHSL progressing for CCTV and GSU inclusion. SOA to be refreshed and agreed by all. SA6B – Board process ongoing. Blackline Boundary. SA2 to be agreed at a future date following the agreement of SA1	 Board WW Board IHSL	 11/12/17 TBA
1.8	MRI / IOMRI: MPX to demonstrate panel replacement to GF unused room. DP to provide date and time. IOMRI level 1: Split panels now installed.	DP	11/12/17
1.9	Lighting control for bedded areas in critical care: With RH to review.	RH	27/11/17
1.10	Room reviews: Progress reviewed at weekly meeting and noted.	All	Ongoing
1.11	Collateral Warranties: Completion in progress. Board require to see final documents where amendments have been made.	IHSL	18/12/17
1.12	Access and Maintenance Strategy: Positive review meeting held. MPX working through Board and BYES outstanding comments.	MPX	12/12/17
1.13	Catering (CDS). Responsibility Matrix issued. Final Grab & Go details to be resolved. BYES to review schedule for any Lifecycle and Maintenance changes.	Board MPX BYES	12/12/17
1.14	Programmes: AS noted previously, the following programmes require updating when a revised completion date is issued. • Schedule 7 • Joint Final Commissioning Programme. • ATD works programme. • Pre-Post PC activities. • Building Commissioning Programme. SC queried and MPX confirmed that all ATD enabling works will be completed by PC.	ALL MPX	TBA
1.15	MRI quench Pipe Installation. Structural drawings issued for MPX review. MPX to chase RBG for response. MPX requested a Board Change for this process.	CG Board	08/12/17 06/12/17
1.16	Board observations on Zutec. MPX to arrange for Gareth (Zutec) to advise on process.	MPX Board	 30/11/17

2.0 Programme Update			
2.1	<u>Zone A (Blue 1)</u> • Low level works continuing to Street & Pod. <u>Zones B & C (Green, Orange & Purple)</u>		

	• M&E 3rd & 4th fix (ceiling works) continuing throughout remaining areas. • Vinyl flooring continuing along with ceiling installation across the remaining zones. • Mist coat decoration works continue ahead of M&E 3rd fix works together with IPS & FF&E works. • Fire stopping & ceiling closures ongoing. • Close out works to the Atrium and POD. • Room inspections continue. • FF&E works progressing after ceiling installation. Vinyl flooring progressing ahead of ceilings where required. • Commissioning works ongoing throughout the building. <u>Envelope & Roof</u> • Low level spine wall works ongoing. • Green roofs continue to courtyards E & F and to the link building roof (at existing RIE) & to CAMHS roof • Marley Eternit rainscreen continuing to courtyards and PARU garden area. • External balconies at levels 2 & 4 progressing. <u>Energy Centre</u> • Internal service installation to completion. • M&E commissioning. <u>External Works</u> • Blocking & kerbing continue to entrance plaza along with soft landscaping. • Hospital Square kerbing/blocking ongoing along with soft landscaping. • PARU garden-Hard landscaping progressing also to this area. • Area of old site set up/cabin. External works including hard and soft landscaping continue. • Water & Gas pipes to be lowered. <u>Miscellaneous</u> • Link tie in works –Works progressing. <u>Forthcoming over next period</u> • Continuing inspection of internal zones in Blue, Orange & Green zones moving forward • Decoration, ceilings, flooring, FF&E, flooring. Etc through Orange zone and also to Green zone.		

	• External works: Hard and soft landscaping plus works to area of old site office & compound area. • Level 4 fit out works progressing across all areas • Ongoing commissioning works. • Boiler commissioning. • Generators going live.		
3.0 FM Update			
3.1	BYES: No outstanding RDD.		
3.2	BYES updated risk register and monthly report issued 29/11/17	RH	
3.3	Technical Submittals. Next meeting 05/12/17	RH/CG	05/12/17
3.4	BYES/MPX site visits continue today/tomorrow.	RH/CG	Ongoing
3.5	Recruitment for new staff members: On hold.	Board	
3.6	Energy Strategy. Issued to Board for review. Board to respond with comments by 06/12/17.	Board	06/12/17
3.7	NHSL/BYES to meet to agree post PC Board changes to be actioned by BYES. NHSL to issue formal change requests in due course.	JS/RH	TBA
4.0 Commissioning Update			
4.1	Next meeting 29/11/17	All	29/11/17
4.2	Final Commissioning Programme now out of date. To be updated and amended following agreement of a new PC date. As 1.15	All	Ongoing
4.3	Pre-Post PC Activities: Next meeting 05/12/17. Car Park E is the main topic	ALL	05/12/17
4.4	Super User training: Further sessions to be agreed. CG to issue proposed dates.	CG/JS	30/11/17
4.5	Thermographic Testing: Carried out. Positive initial feedback. Reports to be issued. JW issued testing methodology.	MPX	12/12/17
5.0 Equipment Update			
5.1	Equipment Meetings to continue. Next meeting to be 04/12/17.	CG	04/12/17
5.2	Turnkey contracts: IOMRI and MRI: Review meetings continue. Next meeting to be 12/12/17.	JS/CG	12/12/17
5.3	Demarcation Sheets: CG to collate and issue outstanding sheets	CG	08/12/17
5.4	MRI/ Specialist equipment: Meeting required to review Boards view on installation timescales.	All	05/12/17

6.0 RDD & Design			
6.1	Board top issues which excludes those previously noted. Key action points are: • Helipad – MPX to respond to Board comments w/e 01/12. • Landscaping: LES to have dialog to clarify position.	 MPX MPX	Update 01/12/17 11/12/17

	• Chiller screens: Manufacturer's drawings to be issued for review. Screening to South elevation required. LES to respond.	LES	11/12/17
	• Audiology testing: Resolved		
	• Basement Sump Drainage. With MPX to respond. KK to forward relevant Aconex.	Board/ KK	11/12/17
	• Fire rated cables to IPS units. LES/DP to review and give an update.	LES/DP	11/12/17
	• Emergency lighting to stairwells. Current lux levels under review.	All	11/12/17
	• Laser shielding to Theatre doors to be reviewed.	MPX	
	• Neurosciences Courtyard. MPX chasing HLM to review. BC suggested dialog between SC and LES to close out queries.	MPX Board	30/11/17 11/12/17
	• External lighting levels. Service Yard and adjacent cycle path to be reviewed on site.	ALL	11/12/17
	• Cooling in Angio equipment rooms. To be reviewed on site.	CG	30/11/17
	• Fridges / Freezers locations 30/88 reviewed so far with 1 issue to resolve. Ongoing.	MPX	12/12/17
	• IPS/UPS sockets in theatres suites: KB to issue Board comments.	Board	30/11/17
	• Lightning protection. Board concerned that the agreed connection to the RIE was being changed. Ground floor doesn't work. MPX to confirm roof connection.	LES	12/12/17
	• Atrium Smoke Curtain. LES to advise if the details are in the Fire Strategy.		
	• Board noted that they had witnessed damp behind some IPS panels in CAMHS. MPX to investigate. DP to update.	LES	11/12/17
	• RESUS. IPS protected. GP noted that not all circuits should be IPS.	DP	11/12/17
	• Basement ceiling height: MPX to confirm 2400 with full height doors.	LES	08/12/17
	• VIE AREA: KK advised that a 63Amp power supply was required.	DP	08/12/17
	• Dental Area. Following on site review detailed scope of work to be agreed. JS/CG to action	JS/CG	11/12/17
7.0 RFI			
7.1	Latest RFI tracker to be reviewed and items closed out as necessary. Key points: KB to update RFI Schedule • VIE, notes as built to the drawings. • Theatre door specs. Door rating is HTM compliant. • Vision panels to theatres. • Gingko works: SC/LES to discuss RFI query.	All	27/11/17
8.0 Change			
8.1	Issued since the last meeting: Board Changes. • 26 no outstanding. Action: 16 IHSL, 10 Board	MPX BYES	Ongoing

	• BYES: 30 in progress: Action 8 Board, 22 BYES. IHSL Changes: • 28 issued. Action: 6 Board,10 BYES, 12 MPX • 14 IHSL to issue to BYES and then IA • 30 MPX to prepare.		
8.2	Key actions: • Change 078. IHSL/MPX/BYES to confirm cost and response against this scope.	MPX BYES	04/12/17
8.3	Possible Board Changes • None	Board	
9.0 Charities			
9.1	ATD Projects: • 10.1 Bedside environment: MPX to issue full response package. As 8.2 • ECHC – GC responded to queries raised	MPX	11/12/17
10.0 Interface Activities			
10.1	Schedule 31 required for gas/water pipe alterations.	MPX	30/11/17
10.2	University have advised Board that they are unhappy with the finishing details around the Anne Rowling Building. Board to pass comments to MPX for review.	Board MPX	04/12/17
11.0 Communications			
11.1	No items to note.		
12.0 Health and Safety			
12.1	Note: Access routes on site are now changing every few days. MPX to advise Board of changes on a regular basis.	MPX	
12.2	Off site incident: One operative attacked another with an axe. Police involvement. Not a site statistic.		
12.3	Heras Fencing may leave site vulnerable. MPX security has been enhanced.	MPX	Ongoing
13.1	ATD Works: LES /SC to meet to confirm scope of works post PC	LES/SC	11/12/17
13.2	BC noted that the Board were reviewing the external signage proposals as issued by MPX and would comment on compliance issues.	Board	11/12/17
13.3	BC queried when the service strip adjacent to Mary Tree Cottage would be completed. DP advised following the completion of one additional leak detection unit. Hopefully by 16/12/17	MPX	16/12/17
The Next meeting will take place on 13/12/17 at 10:00 in Multiplex Conference Room			

From: Mr Brian Rutherford - Wallace Whittle [redacted] on behalf of Mr Brian Rutherford - Wallace Whittle
Sent: 13 April 2018 15:47
To: Mr Colin Grindlay - Multiplex Construction Europe
Cc: Mr Stewart McKechnie - Wallace Whittle; Mr Ken Hall - Multiplex Construction Europe
Subject: G1547 RHSC - 4 Bed Ward Revised Ventilation

Colin,

See enclosed a copy of the revised ward ventilation proposals to achieve a room balance at 4ac/hr.

Can you please confirm when site access will be available and we will attend to review the routes and space constraints associated with the proposed ductwork.

Regards,
Brian

Indicates a Residual Risk requiring a Compulsory Action
Indicates a Residual Risk for information
Indicates a Residual Risk requiring a Prohibitive Action
Indicates a Residual Risk as a Warning

LEGEND

SG	-	SUPPLY GRILLE
EG	-	EXTRACT GRILLE
DEG	-	DIRTY EXTRACT GRILLE
VCD	-	VOLUME CONTROL DAMPER
APS	-	AIR PRESSURE STABILISER
MD	-	MOTOR CONTROL DAMPER
CSFD	-	COMBINED SMOKE & FIRE DAMPER
FD	-	FIRE DAMPER
ED	-	EXTRACT DUCT
SD	-	SUPPLY DUCT
DE	-	DIRTY EXTRACT
ISO DE	-	DIRTY ISOLATION EXTRACT
DEF	-	DIRTY EXTRACT FAN
KED	-	KITCHEN EXTRACT DUCT
FAI	-	FRESH AIR INTAKE
EX	-	EXHAUST
AHU	-	AIR HANDLING UNIT
DFA	-	DROP FROM ABOVE
DTB	-	DROP TO BELOW
DTLS	-	DROP TO LOW LEVEL
RTHL	-	RISE TO HIGH LEVEL
RFB	-	RISE FROM BELOW
RTA	-	RISE TO ABOVE
OS	-	OFFSET (UP OR DOWN)
	-	ATTENUATOR
CTA	-	CROSS TALK ATTENUATOR
HB	-	HEATING BATTERY
CVD	-	CONSTANT VOLUME DAMPER
CVB	-	CONSTANT VOLUME BOX
DTG	-	DOOR TRANSFER GRILLE
	-	FIRE RATED DUCTWORK
FC	-	INTUMESCENT FIRE COLLAR
	-	UPVC DUCTWORK
SP	-	SPECTACLE PLATE

NOTES

1. GENERAL DUCTWORK INSTALLATION TO COMPLY WITH DW154.
2. KITCHEN DUCTWORK INSTALLATION TO COMPLY WITH DW172.
3. COMBINED SMOKE & FIRE DAMPERS TO BE LOCATED AS SHOWN AT DUCTWORK PENETRATIONS PASSING THROUGH FLOOR LEVEL STRUCTURAL SLABS SHALL ALSO BE PROVIDED WITH A COMBINED SMOKE & FIRE DAMPER.
4. ALL NEW GRILLES TO BE INSTALLED COMPLETE WITH PLENUM BOX WITH SIDE ENTRY SPIGOT.
5. ALL GRILLES TO BE POLYESTER POWDER COATED TO BS OR RAL COLOUR APPROVED BY ARCHITECT.
6. ALL DIMENSIONS SHOWN ARE IN MILLIMETRES.
7. ALL WORKS & COMMISSIONING TO BE CARRIED OUT IN ACCORDANCE WITH THE SPECIFICATION.
8. PROPOSED VENTILATION WORKS HAVE BEEN DESIGNED AND WILL BE INSTALLED TO MEET REQUIREMENTS OF COMPLIANCE OF THE EFFICIENCY TECHNICAL STANDARDS SECTION 6 OF THE TECHNICAL STANDARDS.
9. ALL FINAL CONNECTIONS TO GRILLES TO BE FLEXIBLE CONNECTION.
10. ALL DUCT MOUNTED FANS MUST BE INSTALLED WITH ANTIVIBRATION MOUNTS.
11. FLEXIBLE DUCTING SHALL NOT EXCEED 1 METRE IN LENGTH IN ACCORDANCE SHTM 03-01.
12. ISOLATION ROOM DIRTY EXTRACT DUCTWORK TO BE 1 HR. HAVLO.
13. SUPPLY DUCTWORK SERVING ISOLATION ROOMS TO BE FIRE RATED TO ENSURE CONTINUOUS OPERATION DURING FIRE ALARM ACTIVATION.
14. SUPPLY DUCTWORK BRANCH SERVING EACH ISOLATION SUITE SHALL BE FITTED WITH A COMBINED SMOKE AND FIRE DAMPER AT ENTRY TO THE LOBBY TO BE UTILISED FOR SHUTTING THE ROOM DOWN FOR CLEANING AND MAINTENANCE.
15. DUCTWORK AND COMPONENTS SHALL BE MANUFACTURED FROM UNPLASTICISED POLYVINYL CHLORIDE (UPVC) COMPLYING WITH HVCA DOCUMENT DW154.
16. ALL FUME CUPBOARDS TO BE SUPPLIED BY OTHERS.
17. ALL PENETRATIONS TO BE SUITABLY FIRE STOPPED VIA INTUMESCENT COLLARS AS REQUIRED, THROUGH BOTH WALLS & SLABS ETC. IN LINE WITH THE ARCHITECTS CURRENT FIRE STRATEGY.
18. FUME CUPBOARD DISCHARGE TO ATMOSPHERE SHALL BE 3000 mm ABOVE ROOF LEVEL IN ACCORDANCE WITH BS EN 14175.
19. THE DUCTWORK INSTALLATION HAS BEEN DESIGNED AND WILL BE INSTALLED IN ACCORDANCE WITH BSRIA TECHNICAL NOTE BG 49/2015 "VENTILATION IN HEALTHCARE PREMISES - PART 03 - VENTILATION IN HEALTHCARE PREMISES - PART A - DESIGN AND VALIDATION".

FOR CONTINUATION REFER TO ZONE Z2 SEE DRAWING NO. WW-Z2-03-PL-524-001

REFER TO DRAWING WW-Z3-SL-DT-030-003 FOR CONTINUATION OF SERVICES AND RISER DETAILS

FOR CONTINUATION REFER TO ZONE Z3 SHEET 2 OF 2 SEE DRAWING NO. WW-Z3-03-PL-524-002

REFER TO DETAIL 2 ISOLATION ROOM LOBBY VENTILATION LAYOUT

REPLACE Section of EXTRACT Ductwork 450 x 300mm TO 650 x 300mm

REFER TO DRAWING WW-Z3-SL-DT-030-005 FOR CONTINUATION OF SERVICES AND RISER DETAILS

REFER TO DRAWING WW-Z3-SL-DT-030-001 FOR CONTINUATION OF SERVICES AND RISER DETAILS

FOR CONTINUATION REFER TO ZONE Z4 SHEET 1 OF 2 SEE DRAWING NO. WW-Z4-03-PL-524-001

2 NO. 400mmø QUENCH PIPES RFB & RTA SIZE TBC BY SPECIALIST

FD ON EXTRACT DUCT

RDD COMMENTS

ITEM	COMMENT	RESPONSE
1.	NO COMMENTS	STATUS A

* COMMENTS BASED ON WW-Z3-03-PL-524-001 Rev E - STATUS A.

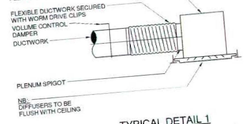

TYPICAL DETAIL 1
FLEXIBLE CONNECTION TO GRILLE PLENUM BOX
NTS

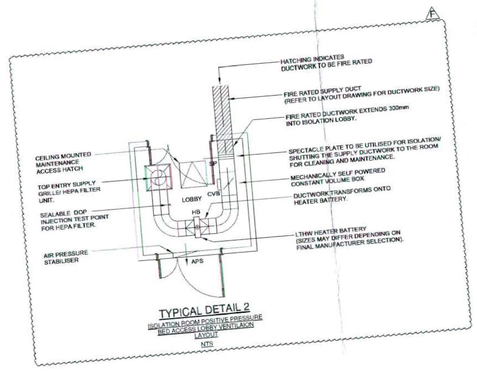

TYPICAL DETAIL 2
ISOLATION ROOM POSITIVE PRESSURE BED ACCESS EVERY VENTILATION LAYOUT
NTS

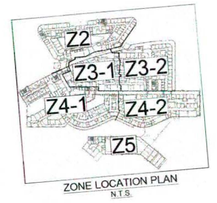

ZONE LOCATION PLAN
N T S

	0.0	1.5	3.0	4.5	6.0	7.5	9.0	10.5	12.0				
M	0	5	10	15	20	25	30	35	40				
	0	16	33	49	66	82	98	115	131				

F	05/12/2016	DRAWING UPDATED TO REFLECT CURRENT FIRE STRATEGY. TYPICAL DETAIL 2 UPDATED. VENTILATION TO ISOLATION SUITES UPDATED.	DM/SJ	JS/BR
E	29/07/2016	VENTILATION DUCTWORK REVISED WITH ALTERNATIVE ISOLATION ROOM VENTILATION SCHEME. MERCURY COMMENTS INCORPORATED.	AW/SJ	LM/BR
D	23/06/2016	VENTILATION DUCTWORK REVISED WITH ALTERNATIVE ISOLATION ROOM VENTILATION SCHEME	D&I/AW	JS/BR
C	05/02/2016	ISSUED AT REVISION C	DM/SJ	JS/BR
B	18/01/2016	ISSUES FOR BUILDING WARRANT	DM/SJ	JS/BR
A	07/10/2015	ISSUED AT REVISION A	DM/SJ	JS/BR

Revisions

Project

Re-provision of RHSC and DCN at Little France

Client

NHS Lothian

Title

ZONE Z3 - LEVEL 03
VENTILATION DISTRIBUTION
SHEET 1 OF 2

Drawing No.

WW-Z3-03-PL-524-001

Scale @ A0 | Date

As indicated | JAN. 2015

Status

CONSTRUCTION

IHS LOTHIAN
INTEGRATED HEALTH

A47117341

ZONE LOCATION PLAN
N.T.S.

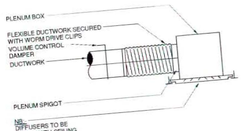

TYPICAL DETAIL 1
FLEXIBLE CONNECTION TO GRILLE PLENUM BOX
NTS

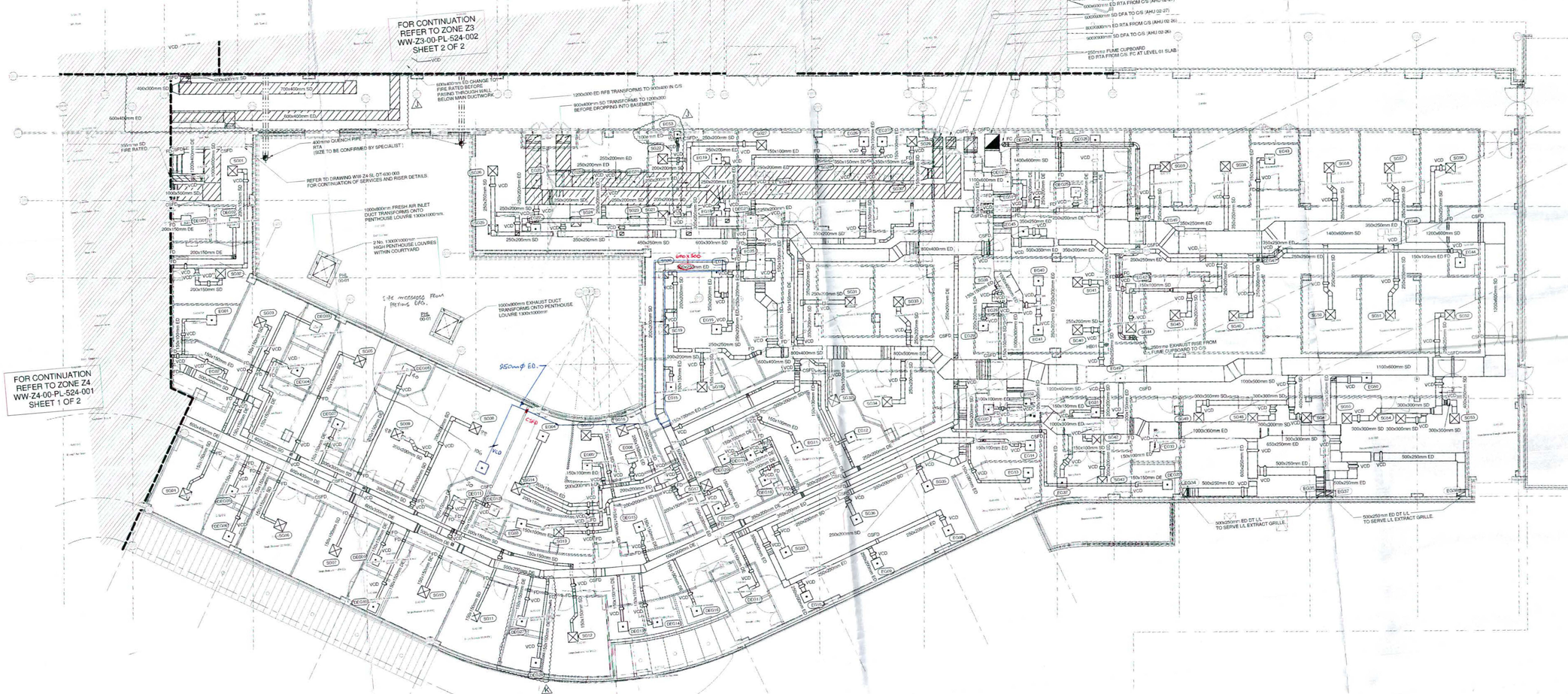

1 LEVEL 00 PLAN
1 : 100

LEGEND

SG	-	SUPPLY GRILLE
EG	-	EXTRACT GRILLE
DEG	-	DIRTY EXTRACT GRILLE
VCD	-	VOLUME CONTROL DAMPER
APS	-	AIR PRESSURE STABILISER
MD	-	MOTOR CONTROL DAMPER
CSFD	-	COMBINED SMOKE & FIRE DAMPER
FD	-	FIRE DAMPER
ED	-	EXTRACT DUCT
SD	-	SUPPLY DUCT
DE	-	DIRTY EXTRACT
ISO DE	-	DIRTY ISOLATION EXTRACT
DEF	-	DIRTY EXTRACT FAN
KED	-	KITCHEN EXTRACT DUCT
FAI	-	FRESH AIR INTAKE
EX	-	EXHAUST
AHU	-	AIR HANDLING UNIT
DFA	-	DROP FROM ABOVE
DTB	-	DROP TO BELOW
DTLL	-	DROP TO LOW LEVEL
RTHL	-	RISE TO HIGH LEVEL
RFB	-	RISE FROM BELOW
RTA	-	RISE TO ABOVE
OS	-	OFFSET (UP OR DOWN)
	-	ATTENUATOR
CTA	-	CROSS TALK ATTENUATOR
HB	-	HEATING BATTERY
CVD	-	CONSTANT VOLUME DAMPER
CVB	-	CONSTANT VOLUME BOX
DTG	-	DOOR TRANSFER GRILLE
	-	FIRE RATED DUCTWORK
FC	-	INTUMESCENT FIRE COLLAR
DTG	-	DOOR TRANSFER GRILLE
SP	-	SPECTACLE PLATE

NOTES

1. GENERAL DUCTWORK INSTALLATION TO COMPLY WITH DW144
2. KITCHEN DUCTWORK INSTALLATION TO COMPLY WITH DW172
3. COMBINED SMOKE & FIRE DAMPERS TO BE LOCATED AS SHOWN. ALL DUCTWORK PENETRATIONS PASSING THROUGH FLOOR LEVEL STRUCTURAL SLABS SHALL ALSO BE PROVIDED WITH A COMBINED SMOKE & FIRE DAMPER.
4. ALL NEW GRILLES TO BE INSTALLED COMPLETE WITH PLENUM BOX WITH SIDE ENTRY SPIGOT.
5. ALL GRILLES TO BE POLYESTER POWDER COATED TO BS OR RAL COLOUR APPROVED BY ARCHITECT.
6. ALL DIMENSIONS SHOWN ARE IN MILLIMETRES.
7. ALL WORKS & COMMISSIONING TO BE CARRIED OUT IN ACCORDANCE WITH THE SPECIFICATION.
8. PROPOSED VENTILATION WORKS HAVE BEEN DESIGNED AND WILL BE INSTALLED, TAKING COGNISANCE OF THE EMERGENCY REQUIREMENTS OF SECTION 6 OF THE TECHNICAL STANDARDS.
9. ALL FINAL CONNECTIONS TO GRILLES TO BE FLEXIBLE CONNECTION.
10. ALL DUCT MOUNTED FANS MUST BE INSTALLED WITH ANTI VIBRATION MOUNTS.
11. FLEXIBLE DUCTING SHALL NOT EXCEED 1 METRE IN LENGTH IN ACCORDANCE WITH DW/144.
12. ISOLATION ROOM DIRTY EXTRACT DUCTWORK TO BE FIRE RATED.
13. SUPPLY DUCTWORK SERVING ISOLATION ROOMS TO BE FIRE RATED TO ENSURE CONTINUOUS OPERATION DURING FIRE ALARM ACTIVATION.
14. SUPPLY DUCTWORK BRANCH SERVING EACH ISOLATION SUITE SHALL BE FITTED WITH A COMBINED SMOKE AND FIRE DAMPER AT ENTRY TO THE LOBBY TO BE UTILISED FOR SHUTTING THE ROOM DOWN FOR CLEANING AND MAINTENANCE.
15. FUME CUPBOARD EXTRACT DUCTWORK AND COMPONENTS SHALL BE MANUFACTURED FROM UNPLASTICISED POLYVINYL CHLORIDE (UPVC) COMPLYING WITH HVCA DOCUMENT DW/144.
16. ALL FUME CUPBOARDS TO BE SUPPLIED BY OTHERS.
17. ALL PENETRATIONS TO BE SUITABLY FIRE STOPPED VIA INTUMESCENT COLLARS AS REQUIRED THROUGH BOTH WALLS & SLABS ETC. IN LINE WITH THE ARCHITECTS CURRENT FIRE STRATEGY.
18. FUME CUPBOARD DISCHARGE TO ATMOSPHERE SHALL BE 3000mm ABOVE ROOF LEVEL IN ACCORDANCE WITH BS EN 14175.
19. THE DUCTWORK INSTALLATION HAS BEEN DESIGNED AND WILL BE INSTALLED IN ACCORDANCE WITH SHTM 03-01 'VENTILATION IN HEALTHCARE PREMISES' PART A - DESIGN AND VALIDATION.

K	08/02 2018	DUCTWORK ADDED TO G-A2-G02 AND G-A2-004	AW/ AT / SJ
J	19/10 2017	MRI DUCTWORK REROUTED VIA THE MAIN HOSPITAL STREET CORRIDOR IN LINE WITH CURENT REQUIREMENTS. VENTILATION ADDED INTO SWITCH CUPBOARD G A3-005.	AW/ BR/ SJ/ JS
I	17/03 2017	UPDATED TO REFLECT CLIENT REQUIREMENTS.	DM/ JS/ SJ/ BR
H	03/02 2017	UPDATED TO REFLECT CLIENT REQUIREMENTS.	DM/ JS/ AW/ BR
G	18/11 2016	DRAWING UPDATED IN LINE WITH CURRENT FIRE STRATEGY DRAWING.	AW/ LM/ BR
F	08/09 2016	MRI ROOM, EMERGENCY EXTRACT DUCTS AND MRI ROOM, EMERGENCY EXTRACT DUCTS ADDED. WATER BATTERY ADDRESSES ADDED. BOARD COMMENTS ADDRESSED	AW/ BR
E	25/08 2016	VENTILATION DUCTWORK REVISED WITH ALTERNATIVE ISOLATION ROOM VENTILATION SCHEME.	DM/ LM/ AW/ BR
D	27/05 2016	ARCHITECTURAL LAYOUT REVISED TO SUIT LVC 041.	DM/ AW/ SJ/ BR
C	04/03 2016	ISSUED AT REVISION C	DM/ JS/ SJ/ BR
B	18/01 2016	ISSUED FOR BUILDING WARRANT	DM/ JS/ SJ/ BR
A	20/11 2015	ISSUED AT REVISION A	AW/ JS/ SJ/ BR
1	16/07 2015	'I1' RDD ISSUE	SJ/ JS

Revisions

Project

Re-provision of RHSC and DCN at Little France

Client

NHS Lothian

Title

ZONE Z4 - LEVEL 00
VENTILATION DISTRIBUTION
SHEET 2 OF 2

Drawing No.
WW-Z4-00-PL-524-002

Scale @ A0
As indicated

Date
JULY 201

Status
CONSTRUCTION

IHS LOT
INTEGRATED HEALT

RDD COMMENTS

ITEM	COMMENT	RESPONSE
1.	STATUS A.	NO COMMENTS.

* COMMENTS BASED ON WW-Z4-00-PL-524-002 Rev G - STATUS A.

A47117341

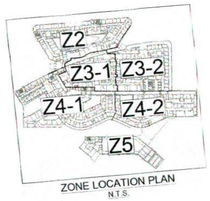

ZONE LOCATION PLAN
N.T.S.

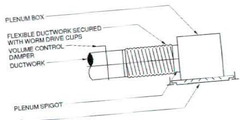

TYPICAL DETAIL 1
FLEXIBLE CONNECTION TO GRILLE PLENUM BOX
NTS

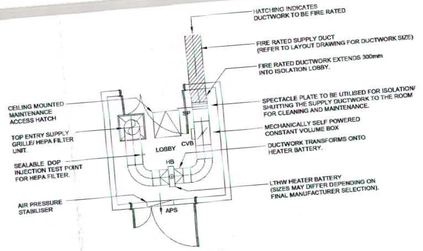

TYPICAL DETAIL 2
ISOLATION ROOM POSITIVE PRESSURE MED ACCESS LOBBY VENTILATION LAYOUT
NTS

RDD COMMENTS

ITEM	COMMENT	RESPONSE
1.	DIFFUSERS NOT SHOWN. DETAIL DIFFUSER TYPE.	DIFFUSERS ADDED. REFER TO SCHEDULES FOR DIFFUSER DETAILS
2.	CONFIRM LOBBY VENTILATION SYSTEM DESCRIPTION	BED LET LOBBY OMITTED. REFER TO DRAWING WW-SZ-PL-524-001 FOR DETAILS.
3.	CLARIFICATION OF DE DUCT SIZE.	DUCT SIZES AMENDED.
4.	NOTE OF COMPLIANCE WITH SHTM 03-01 TO BE ADDED TO VENT DRAWINGS.	NOTE 19. ADDED
5.	TYPICAL DETAIL 2 TO BE REVIEWED.	AWAITING FEEDBACK FROM NHS INFECTIONS CONTROL. ANY COMMENTS WILL BE INCLUDED ON THE NEXT REVISION.

* COMMENTS BASED ON WW-Z4-00-PL-524-001 Rev F STATUS B.

1. GENERAL DUCTWORK INSTALLATION TO COMPLY WITH DW/144.
2. KITCHEN DUCTWORK INSTALLATION TO COMPLY WITH DW/172.
3. COMBINED SMOKE & FIRE DAMPERS TO BE LOCATED AS SHOWN. ALL DUCTWORK PENETRATIONS PASSING THROUGH FLOOR LEVEL STRUCTURAL SLABS SHALL THEN HAVE FLOOR LEVEL A COMBINED SMOKE & FIRE ALSO BE PROVIDED WITH A COMBINED SMOKE & FIRE DAMPER.
4. ALL NEW GRILLES TO BE INSTALLED COMPLETE WITH PLENUM BOX WITH SIDE ENTRY SPIGOT.
5. ALL GRILLES TO BE POLYESTER POWDER COATED TO BS OR RAL COLOUR APPROVED BY ARCHITECT.
6. ALL DIMENSIONS SHOWN ARE IN MILLIMETRES.
7. ALL WORKS & COMMISSIONING TO BE CARRIED OUT IN ACCORDANCE WITH THE SPECIFICATION.
8. PROPOSED VENTILATION WORKS HAVE BEEN DESIGNED AND TO BE INSTALLED, TAKING COGNISANCE OF THE EFFICIENCY REQUIREMENTS OF SECTION 6 OF THE TECHNICAL STANDARDS.
9. ALL FINAL CONNECTIONS TO GRILLES TO BE FLEXIBLE CONNECTION
10. ALL DUCTWORK TO BE CONSTRUCTED IN ACCORDANCE WITH DW/144.
11. FLOOR PENETRATIONS TO BE SEALED IN ACCORDANCE SHTM 03-01
12. ISOLATION ROOM DIRTY EXTRACT DUCTWORK TO BE FIRE RATED SUPPLY DUCTWORK SERVING ISOLATION ROOMS TO BE FIRE RATED TO ENSURE CONTINUOUS OPERATION DURING FIRE ALARM ACTIVATION.
13. TO ENSURE CONTINUOUS OPERATION DURING FIRE ALARM ACTIVATION.
14. SUPPLY DUCTWORK BRANCH SERVING EACH ISOLATION SUITE SHALL BE FITTED WITH A COMBINED SMOKE AND FIRE DAMPER AT ENTRY TO THE SUITE AND TO BE UTILISED FOR SHUTTING THE ROOM DOWN FOR CLEANING AND MAINTENANCE.
15. FUME CUPBOARD EXTRACT DUCTWORK AND COMPONENTS SHALL BE MANUFACTURED FROM UNPLASTICISED POLYVINYL CHLORIDE (PVC) COMPLYING WITH HVCA DOCUMENT DW/154.
16. ALL FUME CUPBOARDS TO BE SUPPLIED BY OTHERS.
17. ALL PENETRATIONS TO BE SUITABLY FIRE STOPPED VIA INTUMESCENT COLLARS AS REQUIRED, THROUGH BOTH WALLS & SLABS ETC. IN LINE WITH THE ARCHITECTS CURRENT FIRE STRATEGY.
18. FUME CUPBOARD DISCHARGE TO ATMOSPHERE SHALL BE 3000mm ABOVE ROOF LEVEL IN ACCORDANCE WITH BS EN 14175.

THE DUCTWORK INSTALLATION HAS BEEN DESIGNED AND WILL BE INSTALLED IN ACCORDANCE WITH SHTM 03-01 'VENTILATION IN HEALTHCARE PREMISES' PART A - DESIGN AND VALIDATION

Designer Identification Hazard Control Measures
- Indicates a Residual Risk requiring a Compulsory Action
- Indicates a Residual Risk for Information
- Indicates a Residual Risk requiring a Prohibitive Action
- Indicates a Residual Risk as a Warning

LEGEND

SG	-	SUPPLY GRILLE
EG	-	EXTRACT GRILLE
DEG	-	DIRTY EXTRACT GRILLE
VCD	-	VOLUME CONTROL DAMPER
APS	-	AIR PRESSURE STABILISER
MD	-	MOTOR CONTROL DAMPER
CSFD	-	COMBINED SMOKE & FIRE DAMPER
FD	-	FIRE DAMPER
ED	-	EXTRACT DUCT
SD	-	SUPPLY DUCT
DE	-	DIRTY EXTRACT
ISO DE	-	DIRTY ISOLATION EXTRACT
DEF	-	DIRTY EXTRACT FAN
KED	-	KITCHEN EXTRACT DUCT
FAI	-	FRESH AIR INTAKE
EA	-	EXHAUST
AHU	-	AIR HANDLING UNIT
DFA	-	DROP FROM ABOVE
DTB	-	DROP TO BELOW
DTLL	-	DROP TO LOW LEVEL
RTHL	-	RISE TO HIGH LEVEL
RFB	-	RISE FROM BELOW
RTA	-	RISE TO ABOVE
OS	-	OFFSET (UP OR DOWN)
ATT	-	ATTENUATOR
CTA	-	CROSS TALK ATTENUATOR
HB	-	HEATING BATTERY
CVD	-	CONSTANT VOLUME DAMPER
CVB	-	CONSTANT VOLUME BOX
DTG	-	DOOR TRANSFER GRILLE
	-	FIRE RATED DUCTWORK
FC	-	INTUMESCENT FIRE COLLAR
DTG	-	DOOR TRANSFER GRILLE
SP	-	SPECTACLE PLATE

FOR CONTINUATION REFER TO ZONE Z2 SEE DRAWING NO. WW-Z2-00-PL-524-001

FOR CONTINUATION REFER TO ZONE Z3 SHEET 1 OF 2-- SEE DRAWING NO. WW-Z3-00-PL-524-001

FOR CONTINUATION REFER TO ZONE Z3 SHEET 1 OF 2 SEE DRAWING NO. WW-Z3-00-PL-524-001

REFER TO DRAWING WW-ZS-SL-DT-630-001 FOR CONTINUATION OF SERVICES AND RISER DETAILS

REFER TO DRAWING WW-ZS-SL-DT-630-001 FOR CONTINUATION OF SERVICES AND RISER DETAILS

REFER TO DETAIL 2 TYPICAL ISOLATION ROOM LOBBY VENTILATION LAYOUT

FOR CONTINUATION REFER TO ZONE Z4 SHEET 2 OF 2 SEE DRAWING NO. WW-Z4-00-PL-524-002

1000x300mm FIRE RATED EX RFB TO C/S 1000x800mm FIRE RATED FAI 07B FROM C/S TO SERVE TRANSFORMER ROOM

1000x300mm FIRE RATED EX TRANSFORMS TO 400X300mm SD TO CONNECT TO EXTERNAL LOUVRE

1000x800mm FIRE RATED EX TRANSFORMS TO 400X300mm ED TO CONNECT TO EXTERNAL LOUVRE

355mm FIRE RATED SD

1 LEVEL 00 PLAN
1 : 100

A47117341

J	18/10 2017	MRI DUCTWORK REROUTED VIA THE MAIN HOSPITAL ST/REET/CORRIDOR INLINE WITH CLIENTS REQUIREMENTS. CSFD's REMOVED FROM TRANSFORMER ROOM SUPPLY AND EXTRACT DUCTWORK. DUCTWORK CHANGED TO FIRE RATED FOR FINAL RUN TO EXTERNAL LOUVRES	AW/ SJ	BR/ JS
I	18/11 2016	DRAWING UPDATED INLINE WITH CURRENT FIRE STRATEGY. ISOLATION LOBBY UPDATED & DEPT.;E VENT UPDATED. CAMHS OPEN SPACE VENTILATION UPDATED TO SUIT PROPOSED VAULTED CEILING	DM/ SJ	JS/ BR
H	15/09 2016	DRAWING UPDATED IN LINE WITH CURRENT FIRE STRATEGY DRAWING. CSFD'S & FD'S ADDED.	DM/ SJ	LM/ BR
G	08/06 2016	MRI ROOM, EMERGENCY EXTRACT DUCTS ADDED. HEATER BATTERY REFRENCES ADDED. BOARD COMMENTS ADDRESSED.	AM/ AW	LM/ BR
F	23/05 2016	VENTILATION DUCTWORK REVISED WITH ALTERNATIVE ISOLATION ROOM VENTILATION SCHEME.	DM/ AW	JS/ BR
		BRANCH TAKEN TO INDIVIDUAL SUPPLY BRANCH TO ISOLATION SUITE.		
		COOLING BATTERIES ADDED.		
		BOARD COMMENTS ADDRESSED.		
		BED LIFT LOBBY VENTILATION OMITTED - REFER TO DRAWING WW SZ SL PL 524-001 FOR DETAILS.		
E	04/03 2016	ISSUED AT REVISION E	AW/ SJ	JS/ BR
D	18/01 2016	ISSUED FOR BUILDING WARRANT	DM/ SJ	JS/ BR
C	15/01 2016	CAMHS DEPARTMENT UPDATED TO REFLECT NEW ARCHITECTS LAYOUT	DM/ SJ	WT/ BR
B	21/10 2015	ISSUED AT REVISION B	DM/ SJ	WT/ BR
A	07/10 2015	ISSUED AT REVISION A	CM/ SJ	JS/ BR
1	16/07 2015	T1 RDD ISSUE	SJ	BR

Revisions

Project

Re-provision of RHSC and DCN at Little France

Client

NHS Lothian

Title

ZONE Z4 - LEVEL 00
VENTILATION DISTRIBUTION
SHEET 1 OF 2

Drawing No.
WW-Z4-00-PL-524-001

Scale @ A0
As indicated

Date
JULY. 2015

Status
CONSTRUCTION

IHS LOTH
INTEGRATED HEALTH

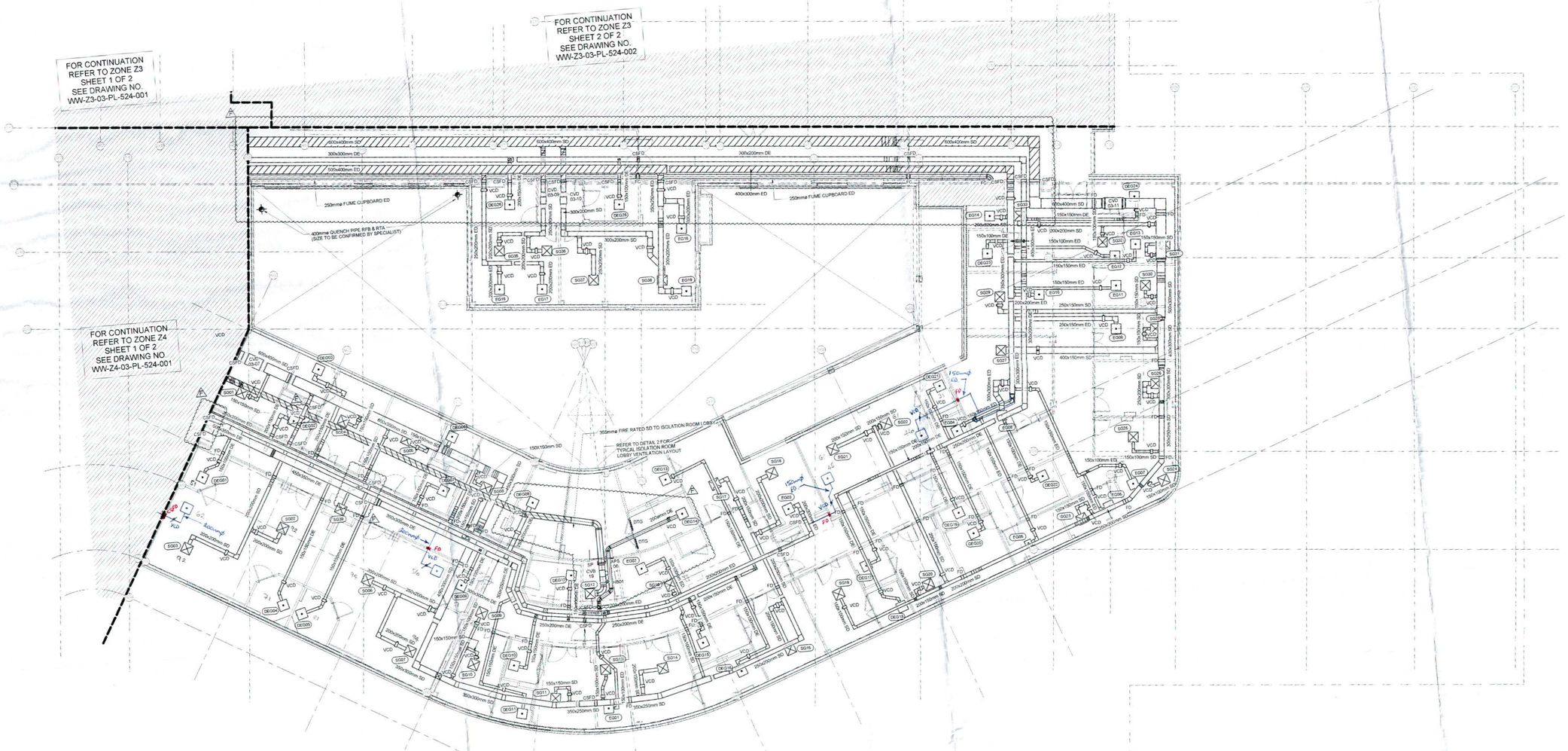
FOR CONTINUATION REFER TO ZONE Z3 SHEET 1 OF 2 SEE DRAWING NO. WW-Z3-03-PL-524-001
FOR CONTINUATION REFER TO ZONE Z3 SHEET 2 OF 2 SEE DRAWING NO. WW-Z3-03-PL-524-002
FOR CONTINUATION REFER TO ZONE Z4 SHEET 1 OF 2 SEE DRAWING NO. WW-Z4-03-PL-524-001
600x400mm SD
300x300mm DE
500x400mm ED
250mmø FUME CUPBOARD ED
400mmø QUENCH PIPE RFB & RTA (SIZE TO BE CONFIRMED BY SPECIALIST)
355mmø FIRE RATED SD TO ISOLATION ROOM LOBBY
REFER TO DETAIL 2 FOR TYPICAL ISOLATION ROOM LOBBY VENTILATION LAYOUT
150x150mm SD
400x300mm ED
250x200mm DE
300x200mm SD
600x300mm SD
250x200mm ED
150x100mm DE
150x100mm ED
150x150mm ED
200x200mm ED
250x150mm SD
400x150mm SD
350x250mm SD
150x150mm DE
200x150mm SD
150x100mm SD
FD
VCD
CSFD
DTG
SP
APS
CVB 1/9
CVD 03-10
CVD 03-11
CVD 03-09
OE025
OE026
OE027
OE028
OE029
OE030
OE031
OE032
OE033
OE034
OE035
OE036
OE037
OE038
OE039
OE040
OE041
OE042
OE043
OE044
OE045
OE046
OE047
OE048
OE049
OE050
OE051
OE052
OE053
OE054
OE055
OE056
OE057
OE058
OE059
OE060
OE061
OE062
OE063
OE064

Indicates a Residual Risk for Information
Indicates a Residual Risk requiring a Prohibitive Action
Indicates a Residual Risk as a Warning

LEGEND

SG	-	SUPPLY GRILLE
EG	-	EXTRACT GRILLE
DEG	-	DIRTY EXTRACT GRILLE
VCD	-	VOLUME CONTROL DAMPER
APS	-	AIR PRESSURE STABILISER
MD	-	MOTOR CONTROL DAMPER
CSFD	-	COMBINED SMOKE & FIRE DAMPER
FD	-	FIRE DAMPER
ED	-	EXTRACT DUCT
SD	-	SUPPLY DUCT
DE	-	DIRTY EXTRACT
ISO DE	-	DIRTY ISOLATION EXTRACT
DEF	-	DIRTY EXTRACT FAN
KED	-	KITCHEN EXTRACT DUCT
FAI	-	FRESH AIR INTAKE
EX	-	EXHAUST
AHU	-	AIR HANDLING UNIT
D/A	-	DROP FROM ABOVE
D/B	-	DROP TO BELOW
DTL/L	-	DROP TO LOW LEVEL
RTH/L	-	RISE TO HIGH LEVEL
RFB	-	RISE FROM BELOW
RTA	-	RISE TO ABOVE
OS	-	OFFSET (UP OR DOWN)
ATT	-	ATTENUATOR
CTA	-	CROSS TALK ATTENUATOR
HB	-	HEATING BATTERY
CVD	-	CONSTANT VOLUME DAMPER
CVB	-	CONSTANT VOLUME BOX
DTG	-	DOOR TRANSFER GRILLE
	-	FIRE RATED DUCTWORK
FC	-	INTUMESCENT FIRE COLLAR
DTG	-	DOOR TRANSFER GRILLE
SP	-	SPECTACLE PLATE

NOTES

1. GENERAL DUCTWORK INSTALLATION TO COMPLY WITH DW144
2. KITCHEN DUCTWORK INSTALLATION TO COMPLY WITH DW172.
3. COMBINED SMOKE & FIRE DAMPERS TO BE LOCATED AS SHOWN. ALL DUCTWORK PENETRATIONS PASSING THROUGH FLOOR LEVEL STRUCTURAL SLABS SHALL ALSO BE PROVIDED WITH A COMBINED SMOKE & FIRE DAMPER.
4. ALL NEW GRILLES TO BE INSTALLED COMPLETE WITH PLENUM BOX WITH SIDE ENTRY SPIGOT.
5. ALL GRILLES TO BE POLYESTER POWDER COATED TO BS OR RAL COLOUR APPROVED BY ARCHITECT.
6. ALL DIMENSIONS SHOWN ARE IN MILLIMETRES.
7. ALL WORKS & COMMISSIONING TO BE CARRIED OUT IN ACCORDANCE WITH THE SPECIFICATION
8. PROPOSED VENTILATION WORKS HAVE BEEN DESIGNED AND WILL BE INSTALLED, TAKING CONSIDERATION OF THE EFFICIENCY REQUIREMENTS OF SECTION 6 OF THE TECHNICAL STANDARDS.
9. ALL FINAL CONNECTIONS TO GRILLES TO BE FLEXIBLE CONNECTION.
10. ALL DUCT MOUNTED FANS MUST BE INSTALLED WITH ANTI VIBRATION MOUNTS.
11. FLEXIBLE DUCTING SHALL NOT EXCEED 1 METRE IN LENGTH IN ACCORDANCE WITH SHTM 03-01
12. ISOLATION ROOM DIRTY EXTRACT DUCTWORK TO BE FIRE RATED.
13. SUPPLY DUCTWORK SERVING ISOLATION ROOMS TO BE FIRE RATED TO EI60/S60, CONTINUOUS, OPERATION DURING FIRE ALARM ACTIVATION.
14. SUPPLY DUCTWORK BRANCH SERVING EACH ISOLATION SUITE SHALL BE FITTED WITH A COMBINED SMOKE AND FIRE DAMPER AT ENTRY TO THE LOBBY TO BE UTILISED FOR SHUTTING THE ROOM DOWN FOR CLEANING AND MAINTENANCE.
15. FUME CUPBOARD EXTRACT DUCTWORK AND COMPONENTS SHALL BE MANUFACTURED FROM UNPLASTICISED POLYVINYL CHLORIDE (UPVC) COMPLYING WITH HVCA DOCUMENT DW154.
16. ALL FUME CUPBOARDS TO BE SUPPLIED BY OTHERS
17. ALL PENETRATIONS TO BE SUITABLY FIRE STOPPED VIA INTUMESCENT COLLARS AS REQUIRED, THROUGH BOTH INTUMESCENT COLLARS AS REQUIRED, THROUGH BOTH INTUMESCENT WALLS & SLABS ETC. IN LINE WITH THE ARCHITECTS OVERALL FIRE STRATEGY
18. FUME CUPBOARD DISCHARGE TO ATMOSPHERE SHALL BE 3000mm ABOVE ROOF LEVEL IN ACCORDANCE WITH BS EN 14175.
19. THE DUCTWORK INSTALLATION HAS BEEN DESIGNED AND WILL BE INSTALLED IN ACCORDANCE WITH SHTM 03-01 'VENTILATION IN HEALTHCARE PREMISES' PART A: DESIGN AND VALIDATION

I	18/10 2017	VENTILATION ADDED INTO SWITCH CUPBOARD 1.152.1027	AW/ SJ / BR/ SJ
H	18/11 2016	DRAWING UPDATED TO REFLECT CURRENT FIRE STRATEGY, TYPICAL DETAIL 2 UPDATED. VENTILATION TO ISOLATION SUITES UPDATED TO REFLECT TYPICAL DETAIL 2.	DM/ AW/ JS/ BR
G	27/07 2016	CVD REFERENCES UPDATED	SJ/ BR
F	23/06 2016	VENTILATION DUCTWORK REVISED WITH ALTERNATIVE ISOLATION ROOM VENTILATION SCHEME. INDIVIDUAL SUPPLY BRANCH TAKEN TO ISOLATION SUITE. BOARD COMMENTS ADDRESSED. BED LIFT LOBBY VENTILATION OMITTED - REFER TO DRAWING WW-SZ-SL-PL-524-001 FOR DETAILS.	DM/ AW/ JS/ BR
E	04/05 2016	ISSUED AT REVISION E	AW/ SJ/ JS/ BR
D	18/01 2016	ISSUED FOR BUILDING WARRANT	DM/ SJ/ JS/ BR
C	13/11 2015	ISSUED AT REVISION C	DM/ SJ/ JS/ BR
B	30/10 2015	ISSUED AT REVISION B	DM/ SJ/ JS/ BR
A	15/10 2015	ISSUED AT REVISION A	DM/ SJ/ JS/ BR
1	01/07 2015	T1 RDD ISSUE	DM/ SJ/ JS/ BR

Revisions

Project

Re-provision of RHSC and DCN at Little France

Client

NHS Lothian

Title

ZONE Z4 - LEVEL 01
VENTILATION DISTRIBUTION
SHEET 1 OF 2

Drawing No.

WW-Z4-01-PL-524-001

Scale @ A0 — Date

As indicated — JULY. 201

Status

CONSTRUCTION

IHS LOTH
INTEGRATED HEALTH

FOR CONTINUATION REFER TO ZONE Z2 SEE DRAWING NO. WW-Z2-01-PL-524-001

FOR CONTINUATION REFER TO ZONE Z3 SHEET 1 OF 2 SEE DRAWING NO. WW-Z3-01-PL-524-001

REFER TO DRAWING WW-Z3-SL-DT-630-005 FOR CONTINUATION OF SERVICES AND RISER DETAILS

REFER TO DRAWING WW-Z3-SL-DT-630-001 FOR CONTINUATION OF SERVICES AND RISER DETAILS

FOR CONTINUATION REFER TO ZONE Z4 SHEET 2 OF 2 SEE DRAWING NO. WW-Z4-01-PL-524-002

REFER TO DETAIL 2 TYPICAL ISOLATION ROOM LOBBY VENTILATION LAYOUT

REFER TO DETAIL 2 TYPICAL ISOLATION ROOM LOBBY VENTILATION LAYOUT

REFER TO DETAIL 2 TYPICAL ISOLATION ROOM LOBBY VENTILATION LAYOUT

1 LEVEL 01 PLAN
1 : 100

ITEM	COMMENT	RESPONSE
1.	NO VENTILATION	VENTILATION ADDED TO ROOMS NOTED
2.	DIFFUSERS NOT SHOWN. DETAIL DIFFUSER TYPE.	DIFFUSERS ADDED. REFER TO SCHEDULES FOR DIFFUSER DETAILS
3.	CONFIRM OF LOBBY VENTILATION SYSTEM	BED LIFT LOBBY OMITTED. REFER TO DRAWING WW-SZ-PL-524-001 FOR DETAILS.

* COMMENTS BASED ON WW-Z4-01-PL-524-001 Rev I. - STATUS C.

HATCHING INDICATES DUCTWORK TO BE FIRE RATED
FIRE RATED SUPPLY DUCT (REFER TO LAYOUT DRAWING FOR DUCTWORK SIZE)
FIRE RATED DUCTWORK EXTENDS 300mm INTO ISOLATION LOBBY.
SPECTACLE PLATE TO BE UTILISED FOR ISOLATION/ SHUTTING THE SUPPLY DUCTWORK TO THE ROOM FOR CLEANING AND MAINTENANCE.
MECHANICALLY SELF POWERED CONSTANT VOLUME BOX
DUCTWORK TRANSFORMS ONTO HEATER BATTERY.
1.7MW HEATER BATTERY (SIZES MAY DIFFER DEPENDING ON FINAL MANUFACTURER SELECTION).
CEILING MOUNTED MAINTENANCE ACCESS HATCH
TOP ENTRY SUPPLY GRILLE/ HEPA FILTER UNIT.
SEALABLE DOP INJECTION TEST POINT FOR HEPA FILTER.
AIR PRESSURE STABILISER

TYPICAL DETAIL 2
ISOLATION ROOM POSITIVE PRESSURE BED ACCESS LOBBY VENTILATION LAYOUT
NTS

PLENUM BOX
FLEXIBLE DUCTWORK SECURED WITH WORM DRIVE CLIPS
VOLUME CONTROL DAMPER
DUCTWORK
PLENUM SPIGOT
NB: DIFFUSERS TO BE FLUSH WITH CEILING

TYPICAL DETAIL 1
FLEXIBLE CONNECTION TO GRILLE PLENUM BOX
NTS

ZONE LOCATION PLAN
N.T.S.

A47117341

ZONE LOCATION PLAN
N.T.S.

FOR CONTINUATION
REFER TO ZONE Z2
SEE DRAWING NO.
WW-Z2-03-PL-524-001

REFER TO DRAWING
WW-Z3-SL-DT-630-003
FOR CONTINUATION OF
SERVICES AND RISER DETAILS

REFER TO DRAWING WW-Z4-SL-DT-630-002
FOR CONTINUATION OF SERVICES AND RISER DETAILS

REFER TO DRAWING
WW-Z3-SL-DT-630-001
FOR CONTINUATION OF
SERVICES AND RISER DETAILS

REFER TO DRAWING
WW-Z3-SL-DT-630-001
FOR CONTINUATION OF SERVICES
AND RISER DETAILS

FOR CONTINUATION
REFER TO ZONE Z3
SHEET 1 OF 2
SEE DRAWING NO.
WW-Z3-03-PL-524-001

FOR CONTINUATION
REFER TO ZONE Z4
SHEET 2 OF 2
SEE DRAWING NO.
WW-Z4-03-PL-524-002

REFER TO DETAIL 2
TYPICAL ISOLATION ROOM
LOBBY VENTILATION LAYOUT

1 LEVEL 03 PLAN
1 : 100

RDD COMMENTS

ITEM	COMMENT	RESPONSE
1.	CONFIRM FIRE DAMPERS ARE NOT REQUIRED ON ISOLATION ROOM DIRTY EXTRACT DUCT	DIRTY EXTRACT DUCTS TO BE FIRE RATED. REFER TO WW-Z4-03-PL-524-003 REV D FOR UPDATED LAYOUT
2.	REVIEW FD ARRANGEMENTS TO ENSURE THEY ARE IN PLACE WHERE REQUIRED.	FIRE DAMPER ARRANGEMENTS HAVE BEEN UPDATE IN LINE WITH CURRENT FIRE STRATEGY DRAWING.

* COMMENTS BASED ON WW-Z4-03-PL-524-003 Rev E - STATUS B.

TYPICAL DETAIL 1
FLEXIBLE CONNECTION TO GRILLE PLENUM BOX
NTS

TYPICAL DETAIL 2
ISOLATION ROOM POSITIVE PRESSURE
RED ACCESS LOBBY VENTILATION
LAYOUT
NTS

A47117341

Designer Identification Hierarchy

- Indicates a Residual Risk requiring a Compulsory Action
- Indicates a Residual Risk for information
- Indicates a Residual Risk requiring a Prohibitive Action
- Indicates a Residual Risk as a Warning

LEGEND

SG	-	SUPPLY GRILLE
EG	-	EXTRACT GRILLE
DEG	-	DIRTY EXTRACT GRILLE
VCD	-	VOLUME CONTROL DAMPER
APS	-	AIR PRESSURE STABILISER
MD	-	MOTOR CONTROL DAMPER
CSFD	-	COMBINED SMOKE & FIRE DAMPER
FD	-	FIRE DAMPER
ED	-	EXTRACT DUCT
SD	-	SUPPLY DUCT
DE	-	DIRTY EXTRACT
ISO DE	-	DIRTY ISOLATION EXTRACT
DEF	-	DIRTY EXTRACT FAN
KED	-	KITCHEN EXTRACT DUCT
FAI	-	FRESH AIR INTAKE
EX	-	EXHAUST
AHU	-	AIR HANDLING UNIT
DFA	-	DROP FROM ABOVE
DTB	-	DROP TO BELOW
DTL/L	-	DROP TO LOW LEVEL
RTH/L	-	RISE TO HIGH LEVEL
RFB	-	RISE FROM BELOW
RTA	-	RISE TO ABOVE
OS	-	OFFSET (UP OR DOWN)
	-	ATTENUATOR
CTA	-	CROSS TALK ATTENUATOR
HB	-	HEATING BATTERY
CVD	-	CONSTANT VOLUME DAMPER
CVB	-	CONSTANT VOLUME BOX
DTG	-	DOOR TRANSFER GRILLE
	-	FIRE RATED DUCTWORK
FC	-	INTUMESCENT FIRE COLLAR
DTG	-	DOOR TRANSFER GRILLE
	-	UPVC DUCTWORK
SP	-	SPECTACLE PLATE

NOTES

1. GENERAL DUCTWORK INSTALLATION TO COMPLY WITH DW/144.
2. KITCHEN DUCTWORK INSTALLATION TO COMPLY WITH DW/172.
3. COMBINED SMOKE & FIRE DAMPERS TO BE LOCATED AS SHOWN. ALL DUCTWORK PENETRATIONS PASSING THROUGH FLOOR LEVEL STRUCTURAL SLABS SHALL ALSO BE PROVIDED WITH A COMBINED SMOKE & FIRE DAMPER.
4. ALL NEW GRILLES TO BE INSTALLED COMPLETE WITH PLENUM BOX WITH SIDE ENTRY SPIGOT.
5. ALL GRILLES TO BE POLYESTER POWDER COATED TO BS OR RAL COLOUR APPROVED BY ARCHITECT.
6. ALL DIMENSIONS SHOWN ARE IN MILLIMETRES.
7. ALL WORKS & COMMISSIONING TO BE CARRIED OUT IN ACCORDANCE WITH THE SPECIFICATION.
8. PROPOSED VENTILATION WORKS HAVE BEEN DESIGNED AND SHALL BE INSTALLED, TAKING DUE ACCOUNT OF THE EFFICIENCY REQUIREMENTS OF DOMENICO OF THE TECHNICAL STANDARDS SECTION 6 OF THE TECHNICAL STANDARDS.
9. ALL FINAL CONNECTIONS TO GRILLES TO BE FLEXIBLE CONNECTION.
10. ALL DUCT MOUNTED FANS MUST BE INSTALLED WITH ANTI VIBRATION MOUNTS.
11. FLEXIBLE DUCTING SHALL NOT EXCEED 1 METRE IN LENGTH IN ACCORDANCE SHTM 03-01.
12. ISOLATION ROOM DIRTY EXTRACT DUCTWORK TO BE FIRE RATED.
13. SUPPLY DUCTWORK SERVING ISOLATION ROOMS TO BE FIRE RATED TO ENSURE CONTINUOUS OPERATION DURING FIRE ALARM ACTIVATION.
14. SUPPLY DUCTWORK BRANCH SERVING EACH ISOLATION ROOM SHALL BE FITTED WITH A COMBINED SMOKE AND FIRE DAMPER AT ENTRY TO THE LOBBY TO BE LOCATED FOR SHUTTING THE ROOM DOWN FOR CLEANING AND MAINTENANCE.
15. DUCTWORK AND COMPONENTS SHALL BE MANUFACTURED FROM UNPLASTICISED PVC (PVC-U) MANUFACTURED FROM UNPLASTICISED POLYVINYL CHLORIDE (UPVC) COMPLYING WITH HVCA DOCUMENT DW/154.
16. ALL FUME CUPBOARDS TO BE SUPPLIED BY OTHERS.
17. ALL PENETRATIONS TO BE SUITABLY FIRE STOPPED VIA INTUMESCENT COLLARS AS REQUIRED, THROUGH BOTH WALLS & SLABS ETC. IN LINE WITH THE ARCHITECTS CURRENT FIRE STRATEGY.
18. FUME CUPBOARD DISCHARGE TO ATMOSPHERE SHALL BE 3000mm ABOVE ROOF LEVEL IN ACCORDANCE WITH BS EN 14175.
19. THE DUCTWORK INSTALLATION HAS BEEN DESIGNED AND WILL BE INSTALLED IN ACCORDANCE WITH SHTM 03-01 'VENTILATION IN HEALTHCARE PREMISES : PART A - DESIGN AND VALIDATION.

F	23/17 2016	MVC-0444: DE DUCT SIZE INCREASED DRAWING UPDATED IN LINE WITH CURRENT FIRE STRATEGY. TYPICAL DETAIL 2 UPDATED. 'VENTILATION TO ISOLATION SUITE' UPDATED TO SUIT.	DM/ AW	JS/ BR
E	19/08 2016	DRAWING UPDATED IN LINE WITH CURRENT FIRE STRATEGY DRAWING. CSFD'S & FD'S ADDED. CVD REFRENCES OMITTED.	DM/ AW	JS/ BR
D	23/06 2016	VENTILATION DUCTWORK REVISED WITH ALTERNATIVE ISOLATION ROOM VENTILATION SCHEME.	AW/ SJ	JS/ BR
C	04/03 2016	ISSUED AT REVISION C	DM/ SJ	JS/ BR
B	18/01 2016	ISSUED FOR BUILDING WARRANT	DM/ SJ	JS/ BR
A	06/11 2015	ISSUED AT REVISION A	DM/ SJ	JS/ BR

Revisions

Project

Re-provision of RHSC and DCN at Little France

Client

NHS Lothian

Title

ZONE Z4 - LEVEL 03
VENTILATION DISTRIBUTION
SHEET 1 OF 2

Drawing No.

WW-Z4-03-PL-524-001

Scale @ A0

As indicated

Date

JAN. 2015

Status

CONSTRUCTION

IHS LOTH
INTEGRATED HEALTH

From: BMEdinburgh DocContro[redacted] on behalf of BMEdinburgh DocControl
Sent: 02 May 2018 14:27
To: Liane Edwards
Subject: MPX-TRANSMIT-010775: Fwd: G1547 RDD Review Ventilation DIstribution ACNXREF<nG02Ty9oyqRgpCgXhIJJSB>

You have received a new **Transmittal: MPX-TRANSMIT-010775**

Project: RHSC & DCN
Type: Transmittal
Mail Number: MPX-TRANSMIT-010775
To: Mrs Kelly Bain, Mott MacDonald Ltd (Head Office UK)
Mr Kamil Kolodziejczyk, Mott MacDonald Ltd (Head Office UK)
NHSL RHSC + DCN, NHS Lothian
Cc: Mr Didier Blanchet, Bouygues E&S FM
Mr Richard Hair, Bouygues E&S FM
Clive Hall, Bouygues E&S FM
Mr Paul Wandless, Bouygues E&S FM
Mr Wallace Weir, HCP Social Infractructure (UK) Limited
Liane Edwards-Scott, Multiplex Construction Europe
Alison Gordon, Multiplex Construction Europe
Mr Colin Grindlay, Multiplex Construction Europe
Mr Ken Hall, Multiplex Construction Europe
Ms Kelly Hopkinson, Multiplex Construction Europe
Mr Douglas McFall, Multiplex Construction Europe
Mr Darren Pike, Multiplex Construction Europe
Mr John Wales, Multiplex Construction Europe
From: B DocControl, Multiplex Construction Europe
Sent: 02/05/2018 2:27:00 PM BST (GMT +01:00)
Reason: Issued for Review
Status: N/A
Subject: **Fwd: G1547 RDD Review Ventilation DIstribution**

Please find attached RDD documents issued electronically for information. Documents have now been put into a workflow and a hard copy will be issued for your review.

Should you have any queries please do not hesitate to contact me.

Kind Regards,

Kara
BM Edinburgh Document Control

Multiplex Construction Europe Ltd
RHSC & DCN Site Office

Little France Crescent
EDINBURGH
EH16 4TJ

[redacted]

From: L Johnston
Sent: 01/05/2018 3:58:52 PM BST (GMT +01:00)
To: Didier Blanchet, Richard Hair, Clive Hall, HLM Document Control, Jo Dorling, Mark Harrison, Lorraine Robertson HLM Architects, Ross Barrett HLM Architects, Eilidh Jane Simpson, Chris Youd, RHSC Document Control, Kieran Furley, Stacey Green, Neil Lancaster, Gavin Marsh, Gerry McDonnell, Jamie McLeish, Alison Mulrine, Gearoid Murray, Declan O'Donovan, Mark Quinn, Sinead Rogan, Brendan Rooney, Bob Violet, BMEdinburgh DocControl, Liane Edwards-Scott, Colin Grindlay, Ken Hall, Andy Kerr, Jonathon Mays, Andrew McColl, Keith McIntee, RBG Document Control, Barry McCormack, Lyndsey Johnston, TUV-SUD WHITTLE
Mail Number: WWHIT-TRANSMIT-001059
Subject: G1547 RDD Review Ventilation DIstribution

WW-Z3-03-PL-524-001 - General extract vent introduced into rooms 3-C1.2-023 & 3-C1.2-026 to achieve a room balance.
WW-Z4-00-PL-524-001 - General extract vent introduced into rooms G-A2-054 & G-A2-046 to achieve a room balance.
WW-Z4-00-PL-524-002 - General extract vent introduced into rooms G-A2-028 to achieve a room balance. Associated extract ductwork increased in size to accommodate additional air volume.
WW-Z4-01-PL-524-001 - General extract vent introduced into rooms 1-B1-065 to achieve a room balance.
WW-Z4-03-PL-524-001 - General extract vent introduced into rooms 3-C1.2-026 & 3-C1.2-023 to achieve a room balance. Bay 1 en-suite 3-C1.2-025 dirty extract branch introduced together with door grilles plus a branch has been added into ductwork above room 3-C1.1-021.
WW-Z4-03-PL-524-002 - General extract vent introduced into rooms 3-09-022, 3-C1.1018 & 3-C1.1-046 to achieve a room balance.

Regards
Lyndsey Johnston
Document Controller

TÜV SÜD Real Estate
The Venlaw Building
349 Bath Street
Glasgow
G2 4AA
United Kingdom

[redacted]
www.tuv-sud.co.uk/realestate

Uploaded Documents
Attachments are larger than the current Aconex system limit of 10MB for external email - or **view this Mail on Aconex** to retrieve them

Document No.	Revision	Title	Status	File Name
WW-Z3-03-PL-524-001	G	Zone Z3 Level 03 Ventilation Distribution Sheet 1 of 2	For Construction	WW-Z3-03-PL-524-001.pdf

WW-Z4-00-PL-524-001	K	Zone Z4 Level 00 Ventilation Distribution Sheet 1 of 2	For Construction	WW-Z4-00-PL-524-001.pdf
WW-Z4-00-PL-524-002	L	Zone Z4 Level 00 Ventilation Distribution Sheet 2 of 2	For Construction	WW-Z4-00-PL-524-002.pdf
WW-Z4-01-PL-524-001	J	Zone Z4 Level 01 Ventilation Distribution Sheet 1 of 2	For Construction	WW-Z4-01-PL-524-001.pdf
WW-Z4-03-PL-524-001	G	Zone Z4 Level 03 Ventilation Distribution Sheet 1 of 2	For Construction	WW-Z4-03-PL-524-001.pdf
WW-Z4-03-PL-524-002	G	Zone Z4 Level 03 Ventilation Distribution Sheet 2 of 2	For Construction	WW-Z4-03-PL-524-002.pdf

*To update your register, open the transmittal and click **Update Register**.*

This is an automatic notification from **Aconex** .
To reply to this message, **hit the Reply button on your email program or view this Mail on Aconex. Do not edit the subject line.**

Aconex
Project success. Easy as Aconex.

This email is automatically generated by Aconex.
If you would like to turn off email messages, log into Aconex and edit your "Notifications" user preferences.

If you need assistance please contact our helpdesk at the following numbers :
UK: [redacted]
Int: [redacted]

Regards,
The Aconex Team

This email and any attachments are confidential, subject to copyright and may be privileged. No confidentiality or privilege is lost by an erroneous transmission. If you have received this email in error, please let us know by reply email and delete or destroy this email and all copies. If you are not the intended recipient of this email you must not disseminate, copy or use the information in it.

From: Mr Kamil Kolodziejczyk - Mott MacDonald Ltd (Head Office UK) [redacted] > on behalf of Mr Kamil Kolodziejczyk - Mott MacDonald Ltd (Head Office UK)
Sent: 04 May 2018 09:14
To: Mr Colin Grindlay - Multiplex Construction Europe; BMEdinburgh DocControl - Multiplex Construction Europe; NHSL RHSC + DCN - NHS Lothian
Cc: Mr Darren Pike - Multiplex Construction Europe; Mr Ken Hall - Multiplex Construction Europe; Mr John Wales - Multiplex Construction Europe; Mr Didier Blanchet - Bouygues E&S FM; Liane Edwards-Scott - Multiplex Construction Europe; Mr Wallace Weir - HCP Social Infractructure (UK) Limited; Ms Kelly Hopkinson - Multiplex Construction Europe; Clive Hall - Bouygues E&S FM; Mr Richard Hair - Bouygues E&S FM; Alison Gordon - Multiplex Construction Europe; Mr Douglas McFall - Multiplex Construction Europe; Mr Paul Wandless - Bouygues E&S FM
Subject: Re: G1547 RDD Review Ventilation DIstribution

WITHOUT PREJUDICE TO LOTHIAN HEALTH BOARD'S WHOLE RIGHTS, REMEDIES AND PLEAS WHICH ARE RESERVED

Colin,

The Board reviewed the ventilation distribution drawings as per MPX-TRANSMIT-010775 and has no comments on the proposal. Note however that associated documents such as (but not limited to) grille schedules and fire cause & effect need to be updated to reflect this updated design.

Regards
Kamil

Please note that this email is issued entirely without prejudice to Lothian Health Board's whole rights, remedies and pleas and may not be referred to or founded upon in any circumstances whatsoever without Lothian Health Board's express consent.

From: B DocControl
Sent: 02/05/2018 2:26:42 PM BST (GMT +01:00)
To: Kelly Bain, Kamil Kolodziejczyk, NHSL RHSC + DCN
Cc: Didier Blanchet, Richard Hair, Clive Hall, Paul Wandless, Wallace Weir, Liane Edwards-Scott, Alison Gordon, Colin Grindlay, Ken Hall, Kelly Hopkinson, Douglas McFall, Darren Pike, John Wales
Mail Number: MPX-TRANSMIT-010775
Subject: Fwd: G1547 RDD Review Ventilation DIstribution

Please find attached RDD documents issued electronically for information. Documents have now been put into a workflow and a hard copy will be issued for your review.

Should you have any queries please do not hesitate to contact me.

Kind Regards,

Kara

BM Edinburgh Document Control

Multiplex Construction Europe Ltd
RHSC & DCN Site Office
Little France Crescent
EDINBURGH
EH16 4TJ

T: [redacted]

From: L Johnston
Sent: 01/05/2018 3:58:52 PM BST (GMT +01:00)
To: Didier Blanchet, Richard Hair, Clive Hall, HLM Document Control, Jo Dorling, Mark Harrison, Lorraine Robertson HLM Architects, Ross Barrett HLM Architects, Eilidh Jane Simpson, Chris Youd, RHSC Document Control, Kieran Furley, Stacey Green, Neil Lancaster, Gavin Marsh, Gerry McDonnell, Jamie McLeish, Alison Mulrine, Gearoid Murray, Declan O'Donovan, Mark Quinn, Sinead Rogan, Brendan Rooney, Bob Violet, BMEdinburgh DocControl, Liane Edwards-Scott, Colin Grindlay, Ken Hall, Andy Kerr, Jonathon Mays, Andrew McColl, Keith McIntee, RBG Document Control, Barry McCormack, Lyndsey Johnston, TUV-SUD WHITTLE
Mail Number: WWHIT-TRANSMIT-001059
Subject: G1547 RDD Review Ventilation DIstribution

WW-Z3-03-PL-524-001 - General extract vent introduced into rooms 3-C1.2-023 & 3-C1.2-026 to achieve a room balance.

WW-Z4-00-PL-524-001 - General extract vent introduced into rooms G-A2-054 & G-A2-046 to achieve a room balance.

WW-Z4-00-PL-524-002 - General extract vent introduced into rooms G-A2-028 to achieve a room balance. Associated extract ductwork increased in size to accommodate additional air volume.

WW-Z4-01-PL-524-001 - General extract vent introduced into rooms 1-B1-065 to achieve a room balance.

WW-Z4-03-PL-524-001 - General extract vent introduced into rooms 3-C1.2-026 & 3-C1.2-023 to achieve a room balance. Bay 1 en-suite 3-C1.2-025 dirty extract branch introduced together with door grilles plus a branch has been added into ductwork above room 3-C1.1-021.

WW-Z4-03-PL-524-002 - General extract vent introduced into rooms 3-09-022, 3-C1.1018 & 3-C1.1-046 to achieve a room balance.

Regards

Lyndsey Johnston
Document Controller
TÜV SÜD Real Estate
The Venlaw Building
349 Bath Street
Glasgow
G2 4AA

United Kingdom

[redacted]

[redacted]

www.tuv-sud.co.uk/realestate

From: Mr Brian Rutherford - Wallace Whittle [redacted] on behalf of Mr Brian Rutherford - Wallace Whittle
Sent: 17 May 2018 15:44
To: Mr Ken Hall - Multiplex Construction Europe
Cc: Mr Stewart McKechnie - Wallace Whittle; Mr Darren Pike - Multiplex Construction Europe; Mr Colin Grindlay - Multiplex Construction Europe
Subject: Re: G1547 RDD Review Ventilation DIstribution

Ken,

See enclosed responses to your deliverables queries from CI.

i Commentary at Rev 6, was sent on to Colin and Keith 14/05/18.
ii See extract from the matrix showing the relevant rooms with updated parameters.
iii Drawings have been issued on Aconex and any comments have been actioned and drawings reissued (point to note there were no board comments).
iv Workshops with Bouygues, MPX to agree.
v See item iii above.
vi Plantroom layout drawings and schedules do not require to be updated.
vii Grille schedules were issued 10/05/18.
viii Refer to iii above.
ix This has been completed, figures issued to Colin.
x This has been completed refer to item i above.
xi On going.
xii Provided in the operational model.
xiii Compliance has been checked.

When we were on site on Tuesday, we spoke with Colin about the scheme and he confirmed there were no current issues and you would be proceeding.

Regards,
Brian

From: K Hall
Sent: 16/05/2018 8:33:32 AM BST (GMT +01:00)
To: Brian Rutherford
Cc: Colin Grindlay, Darren Pike, Stewart McKechnie
Mail Number: MPX-GC-026944
Subject: Re: G1547 RDD Review Ventilation DIstribution

Brian

In relation to the rest of the deliverables for the 4 bed can you confirm dates for release, NHS will raise it again tomorrow at the technical meeting, this is the scope agreed with them.

Can you also respond to Aconex MPX-GC-026670 relating to 4 bed.

Cheers

Ken

Deliverables from CI:

i. Rev 5 Schedule “proposed solutions” to be updated to Rev 6 with commentary on revised proposed design solution(s) to be issued for speedy RDD after dialogue with NHSL.
ii. Environmental matrix updated for speedy RDD.
iii. Workshop(s) with NHS to obtain full agreement on design proposals in sketch format.
iv. Workshop(s) with Bouygues to obtain full agreement on design proposals in sketch format.
v. Latest layout drawings from HLM to be used to detail and coordinate layout drawings based on BIM output. Design issued through speedy RDD Process.
vi. Plantroom layout drawings and schedules updated where applicable.
vii. Grill schedule(s) updated and issued for speedy RDD. Door transfer grills provided where applicable.
viii. Revised Warrant drawings provided where applicable.
ix. Design and Commissioning figures reviewed as part of redesign. Any impact on spare capacity as proposed at FC to be identified and agreed prior to finalizing design.
x. Scope of work to be prepared for each room where systems are being modified /dismantled / removed to provide a clear design strategy to all stakeholders.
xi. Weekly site visit(s) to resolve coordination issues, and witnessing of design figures.
xii. Energy model and impact analysis to be provided for sign off with NHSL based on revised ventilation rates.
xiii. Compliance check with standards as noted within BCR Schedule Part 6 Section 3 Sub Section A, parts 2.3 NHS Requirements, 2.4 Design and Construction Standards and 2.5 Hierarchy Standards . Any non compliance (s) to be tabled and agreed prior to works commencing at site.

From: K Hall
Sent: 08/05/2018 9:57:16 AM BST (GMT +01:00)
To: Brian Rutherford
Cc: Colin Grindlay, Stewart McKechnie
Mail Number: MPX-GC-026820
Subject: Fwd: G1547 RDD Review Ventilation DIstribution

f y i

From: K Kolodziejczyk
Sent: 04/05/2018 9:14:04 AM BST (GMT +01:00)
To: BMEdinburgh DocControl, Colin Grindlay, NHSL RHSC + DCN
Cc: Didier Blanchet, Richard Hair, Clive Hall, Paul Wandless, Wallace Weir, Liane Edwards-Scott, Alison Gordon, Ken Hall, Kelly Hopkinson, Douglas McFall, Darren Pike, John Wales
Mail Number: MM-GC-003999
Subject: Re: G1547 RDD Review Ventilation DIstribution

WITHOUT PREJUDICE TO LOTHIAN HEALTH BOARD'S WHOLE RIGHTS, REMEDIES AND PLEAS WHICH ARE RESERVED

Colin,

The Board reviewed the ventilation distribution drawings as per MPX-TRANSMIT-010775 and has no comments on the proposal. Note however that associated documents such as (but not limited to) grille schedules and fire cause & effect need to be updated to reflect this updated design.

Regards
Kamil

Please note that this email is issued entirely without prejudice to Lothian Health Board's whole rights, remedies and pleas and may not be referred to or founded upon in any circumstances whatsoever without Lothian Health Board's express consent.

From: B DocControl
Sent: 02/05/2018 2:26:42 PM BST (GMT +01:00)
To: Kelly Bain, Kamil Kolodziejczyk, NHSL RHSC + DCN
Cc: Didier Blanchet, Richard Hair, Clive Hall, Paul Wandless, Wallace Weir, Liane Edwards-Scott, Alison Gordon, Colin Grindlay, Ken Hall, Kelly Hopkinson, Douglas McFall, Darren Pike, John Wales
Mail Number: MPX-TRANSMIT-010775
Subject: Fwd: G1547 RDD Review Ventilation DIstribution

Please find attached RDD documents issued electronically for information. Documents have now been put into a workflow and a hard copy will be issued for your review.

Should you have any queries please do not hesitate to contact me.

Kind Regards,

Kara

BM Edinburgh Document Control

Multiplex Construction Europe Ltd
RHSC & DCN Site Office
Little France Crescent
EDINBURGH
EH16 4TJ

T: [redacted]

From: L Johnston
Sent: 01/05/2018 3:58:52 PM BST (GMT +01:00)
To: Didier Blanchet, Richard Hair, Clive Hall, HLM Document Control, Jo Dorling, Mark Harrison, Lorraine Robertson HLM Architects, Ross Barrett HLM Architects, Eilidh Jane Simpson, Chris Youd, RHSC Document Control, Kieran Furley, Stacey Green, Neil Lancaster, Gavin Marsh, Gerry McDonnell, Jamie McLeish, Alison Mulrine, Gearoid Murray, Declan O'Donovan, Mark Quinn, Sinead Rogan, Brendan Rooney, Bob Violet, BMEdinburgh DocControl, Liane Edwards-Scott, Colin Grindlay, Ken Hall, Andy Kerr, Jonathon Mays, Andrew McColl, Keith McIntee, RBG Document Control, Barry McCormack, Lyndsey Johnston, TUV-SUD WHITTLE
Mail Number: WWHIT-TRANSMIT-001059
Subject: G1547 RDD Review Ventilation DIstribution

WW-Z3-03-PL-524-001 - General extract vent introduced into rooms 3-C1.2-023 & 3-C1.2-026 to achieve a room balance.

WW-Z4-00-PL-524-001 - General extract vent introduced into rooms G-A2-054 & G-A2-046 to achieve a room balance.

WW-Z4-00-PL-524-002 - General extract vent introduced into rooms G-A2-028 to achieve a room balance. Associated extract ductwork increased in size to accommodate additional air volume.

WW-Z4-01-PL-524-001 - General extract vent introduced into rooms 1-B1-065 to achieve a room balance.

WW-Z4-03-PL-524-001 - General extract vent introduced into rooms 3-C1.2-026 & 3-C1.2-023 to achieve a room balance. Bay 1 en-suite 3-C1.2-025 dirty extract branch introduced together with door grilles plus a branch has been added into ductwork above room 3-C1.1-021.

WW-Z4-03-PL-524-002 - General extract vent introduced into rooms 3-09-022, 3-C1.1018 & 3-C1.1-046 to achieve a room balance.

Regards

Lyndsey Johnston

Document Controller

TÜV SÜD Real Estate

The Venlaw Building

349 Bath Street

Glasgow

G2 4AA

United Kingdom

[redacted]

[redacted]

www.tuv-sud.co.uk/realestate

Room No.	Department		Room Name	Qty	Room Function	Temp (max)	Temp (min)	Heating Type	Heating Control	Cooling (present)	Cooling (type)	Ventilation (type)	Supply (ac/hr)	Extract (ac/hr)	Relative pressure	Min filtration	Surface temp	Water temp	Normal lux	Night lux	Local lux	Standby grade	Colour render	Control	Plane
G-A2-028	A2		Observation Bay	1	Multi-bed Wards	28	18	Radiant Panels	Remote Sensor Adj.	Yes	Ceiling Cassette - Chilled Water	Natural, Central Supply & Extract	4	4 via bedroom & ensuite	Balanced	F7	43	41	100	5	300	A	80	switch / dimmer	Bed / Trolley 1.45m
G-A2-046			Bay 2	1	Multi-bed Wards	28	18	Radiant Panels	Remote Sensor Adj.	Yes	Ceiling Cassette - Chilled Water	Natural, Central Supply & Extract	4	4 via bedroom & ensuite	Balanced	F7	43	41	100	5	300	A	80	switch / dimmer	Bed / Trolley 1.45m
G-A2-054			Bay 1	1	Multi-bed Wards	28	18	Radiant Panels	Remote Sensor Adj.	Yes	Ceiling Cassette - Chilled Water	Natural, Central Supply & Extract	4	4 via bedroom & ensuite	Balanced	F7	43	41	100	5	300	A	80	switch / dimmer	Bed / Trolley 1.45m
1-B1-009	B1		Bay 1	1	Multi-bed Wards	28	18	Radiant Panels	Remote Sensor Adj.	Yes	Comfort Cooled Fresh Air	Natural, Central Supply & Extract	4	4	Balanced	F7	43	41	100	5	300	A	80	switch / dimmer	Bed / Trolley 1.45m
1-B1-031			Bay 2	1	Multi-bed Wards	28	18	Radiant Panels	Remote Sensor Adj.	Yes	Comfort Cooled Fresh Air	Natural, Central Supply & Extract	4	4	Balanced	F7	43	41	100	5	300	A	80	switch / dimmer	Bed / Trolley 1.45m
1-B1-063			Bay 3	1	Multi-bed Wards	28	18	Radiant Panels	Remote Sensor Adj.	Yes	Comfort Cooled Fresh Air	Natural, Central Supply & Extract	4	4	Balanced	F7	43	41	100	5	300	A	80	switch / dimmer	Bed / Trolley 1.45m
1-B1-065			Neonatal Bay 4	1	Multi-bed Wards	28	18	Radiant Panels	Remote Sensor Adj.	Yes	Comfort Cooled Fresh Air	Natural, Central Supply & Extract	4	4	Balanced	F7	43	41	100	5	300	A	80	switch / dimmer	Bed / Trolley 1.45m
3-C1.1-018	C1.1		Bay 2 (beds 15-18)	1	Multi-bed Wards	28	18	Radiant Panels	Remote Sensor Adj.	Yes	Comfort Cooled Fresh Air	Natural, Central Supply & Extract	4	4 via bedroom ensuite	Balanced	F7	43	41	100	5	300	A	80	switch / dimmer	Bed / Trolley 1.45m
3-C1.1-019			Bay 2 - Ensuite	1	Bathroom	28	20	Radiant Panels	Remote Sensor Adj.	No	None	Central Dirty Extract	0	17	Negative	None	43	41	200	n/a	None	A	80	Automatic Controls	Floor 0m
3-C1.1-020			Bay 2 - Toilet	1	Toilet	28	18	Adjacent Space Transfer Air	None	No	None	Central Dirty Extract	0	17	Negative	None	n/a	41	200	n/a	None	A	80	Automatic Controls	Floor 0m
3-C1.1-046			Bay 1 (beds 10-14 excl 13)	1	Multi-bed Wards	28	18	Radiant Panels	Remote Sensor Adj.	Yes	Comfort Cooled Fresh Air	Natural, Central Supply & Extract	4	4 via bedroom & ensuite	Balanced	F7	43	41	100	5	300	A	80	switch / dimmer	Bed / Trolley 1.45m
3-C1.1-047			Bay 1 - Toilet	1	Toilet	28	18	Adjacent Space Transfer Air	None	No	None	Central Dirty Extract	0	17	Negative	None	n/a	41	200	n/a	None	A	80	Automatic Controls	Floor 0m
3-C1.1-048			Bay 1 - Ensuite	1	Bathroom	28	20	Radiant Panels	Remote Sensor Adj.	No	None	Central Dirty Extract	0	17	Negative	None	43	41	200	n/a	None	A	80	Automatic Controls	Floor 0m
3-C1.2-023	C1.2		Bay 2 (beds 5-8)	1	Multi-bed Wards	28	18	Radiant Panels	Remote Sensor Adj.	Yes	Comfort Cooled Fresh Air	Natural, Central Supply & Extract	4	4 via bedroom ensuite	Balanced	F7	43	41	100	5	300	A	80	switch / dimmer	Bed / Trolley 1.45m
3-C1.2-025			Bay 1 - Ensuite	1	Bathroom	28	20	Radiant Panels	Remote Sensor Adj.	No	None	Central Dirty Extract	0	17	Negative	None	43	41	200	n/a	None	A	80	Automatic Controls	Floor 0m
3-C1.2-026			Bay 1 (beds 1-4)	1	Multi-bed Wards	28	18	Radiant Panels	Remote Sensor Adj.	Yes	Comfort Cooled Fresh Air	Natural, Central Supply & Extract	4	4 via bedroom ensuite	Balanced	F7	43	41	100	5	300	A	80	switch / dimmer	Bed / Trolley 1.45m
3-C1.3-011	C1.3		Bay 1 (Bed 2-5)	1	Multi-bed Wards	28	18	Radiant Panels	Remote Sensor Adj.	Yes	Ceiling Cassette - Chilled Water	Natural, Central Supply & Extract	4	4 via bedroom ensuite	Balanced	F7	43	41	100	5	300	A	80	switch / dimmer	Bed / Trolley 1.45m
3-C1.3-013			Bay 2 (beds 6-9)	1	Multi-bed Wards	28	18	Radiant Panels	Remote Sensor Adj.	Yes	Ceiling Cassette - Chilled Water	Natural, Central Supply & Extract	4	4 via bedroom ensuite	Balanced	F7	43	41	100	5	300	A	80	switch / dimmer	Bed / Trolley 1.45m
3-D9-022	D9		Bay 1 (beds 3-5)	1	Multi-bed Wards	28	18	Radiant Panels	Remote Sensor Adj.	Yes	Comfort Cooled Fresh Air	Natural, Central Supply & Extract	4	4 via bedroom ensuite	Balanced	F7	43	41	100	5	300	A	80	switch / dimmer	Bed / Trolley 1.45m

From: Mr Ken Hall - Multiplex Construction Europe [redacted] on behalf of Mr Ken Hall - Multiplex Construction Europe
Sent: 05 July 2018 14:01
To: Mr Kamil Kolodziejczyk - Mott MacDonald Ltd (Head Office UK); Mr Ronnie Henderson - NHS Lothian
Subject: Env Matrix Extract

Kamil / Ronnie

WW have pulled an extract out of the matrix detailing the update for your information for the 4 bed wards. These are the only changes being made to the 4 beds inline with rev 07 of the 20 room schedule previously issued through RDD.

Let me know if there are any comments on this matrix extract.

Regards

Ken

From: K Kolodziejczyk
Sent: 04/05/2018 9:14:04 AM BST (GMT +01:00)
To: BMEdinburgh DocControl, Colin Grindlay, NHSL RHSC + DCN
Cc: Didier Blanchet, Richard Hair, Clive Hall, Paul Wandless, Wallace Weir, Liane Edwards-Scott, Alison Gordon, Ken Hall, Kelly Hopkinson, Douglas McFall, Darren Pike, John Wales
Mail Number: MM-GC-003999
Subject: Re: G1547 RDD Review Ventilation DIstribution

WITHOUT PREJUDICE TO LOTHIAN HEALTH BOARD'S WHOLE RIGHTS, REMEDIES AND PLEAS WHICH ARE RESERVED

Colin,

The Board reviewed the ventilation distribution drawings as per MPX-TRANSMIT-010775 and has no comments on the proposal. Note however that associated documents such as (but not limited to) grille schedules and fire cause & effect need to be updated to reflect this updated design.

Regards
Kamil

Please note that this email is issued entirely without prejudice to Lothian Health Board's whole rights, remedies and pleas and may not be referred to or founded upon in any circumstances whatsoever without Lothian Health Board's express consent.

From: B DocControl
Sent: 02/05/2018 2:26:42 PM BST (GMT +01:00)
To: Kelly Bain, Kamil Kolodziejczyk, NHSL RHSC + DCN
Cc: Didier Blanchet, Richard Hair, Clive Hall, Paul Wandless, Wallace Weir, Liane Edwards-Scott, Alison Gordon, Colin Grindlay, Ken Hall, Kelly Hopkinson, Douglas McFall, Darren Pike, John Wales
Mail Number: MPX-TRANSMIT-010775

Subject: Fwd: G1547 RDD Review Ventilation DIstribution

Please find attached RDD documents issued electronically for information. Documents have now been put into a workflow and a hard copy will be issued for your review.

Should you have any queries please do not hesitate to contact me.

Kind Regards,

Kara

BM Edinburgh Document Control

Multiplex Construction Europe Ltd
RHSC & DCN Site Office
Little France Crescent
EDINBURGH
EH16 4TJ

T: [redacted]

From: L Johnston
Sent: 01/05/2018 3:58:52 PM BST (GMT +01:00)
To: Didier Blanchet, Richard Hair, Clive Hall, HLM Document Control, Jo Dorling, Mark Harrison, Lorraine Robertson HLM Architects, Ross Barrett HLM Architects, Eilidh Jane Simpson, Chris Youd, RHSC Document Control, Kieran Furley, Stacey Green, Neil Lancaster, Gavin Marsh, Gerry McDonnell, Jamie McLeish, Alison Mulrine, Gearoid Murray, Declan O'Donovan, Mark Quinn, Sinead Rogan, Brendan Rooney, Bob Violet, BMEdinburgh DocControl, Liane Edwards-Scott, Colin Grindlay, Ken Hall, Andy Kerr, Jonathon Mays, Andrew McColl, Keith McIntee, RBG Document Control, Barry McCormack, Lyndsey Johnston, TUV-SUD WHITTLE
Mail Number: WWHIT-TRANSMIT-001059
Subject: G1547 RDD Review Ventilation DIstribution

WW-Z3-03-PL-524-001 - General extract vent introduced into rooms 3-C1.2-023 & 3-C1.2-026 to achieve a room balance.

WW-Z4-00-PL-524-001 - General extract vent introduced into rooms G-A2-054 & G-A2-046 to achieve a room balance.

WW-Z4-00-PL-524-002 - General extract vent introduced into rooms G-A2-028 to achieve a room balance. Associated extract ductwork increased in size to accommodate additional air volume.

WW-Z4-01-PL-524-001 - General extract vent introduced into rooms 1-B1-065 to achieve a room balance.

WW-Z4-03-PL-524-001 - General extract vent introduced into rooms 3-C1.2-026 & 3-C1.2-023 to achieve a room balance. Bay 1 en-suite 3-C1.2-025 dirty extract branch introduced together with door grilles plus a branch has been added into ductwork above room 3-C1.1-021.

WW-Z4-03-PL-524-002 - General extract vent introduced into rooms 3-09-022, 3-C1.1018 & 3-C1.1-046 to achieve a room balance.

Regards

Lyndsey Johnston
Document Controller
TÜV SÜD Real Estate
The Venlaw Building
349 Bath Street
Glasgow
G2 4AA
United Kingdom

[redacted]

[redacted]

www.tuv-sud.co.uk/realestate

RHSC & DCN RDS Environmental Matrix
Covering Multi-Bed Wards, Associated Bathrooms and Toilets

Room No.	Department	Room Name	Qty	Room Function	Temp (max)	Temp (min)	Heating Type	Heating Control	Cooling (present)	Cooling (type)	Ventilation (type)	Supply (ac/hr)	Extract (ac/hr)	Relative pressure	Min filtration	Surface temp	Water temp	Normal lux	Night lux	Local lux	Standby grade	Colour render	Control	Plane
G-A2-028	A2	Observation Bay	1	Multi-bed Wards	28	18	Radiant Panels	Remote Sensor Adj.	Yes	Ceiling Cassette - Chilled Water	Natural, Central Supply & Extract	4	4 via bedroom & ensuite	Balanced	F7	43	41	100	5	300	A	80	switch / dimmer	Bed / Trolley 1.45m
G-A2-046		Bay 2	1	Multi-bed Wards	28	18	Radiant Panels	Remote Sensor Adj.	Yes	Ceiling Cassette - Chilled Water	Natural, Central Supply & Extract	4	4 via bedroom & ensuite	Balanced	F7	43	41	100	5	300	A	80	switch / dimmer	Bed / Trolley 1.45m
G-A2-054		Bay 1	1	Multi-bed Wards	28	18	Radiant Panels	Remote Sensor Adj.	Yes	Ceiling Cassette - Chilled Water	Natural, Central Supply & Extract	4	4 via bedroom & ensuite	Balanced	F7	43	41	100	5	300	A	80	switch / dimmer	Bed / Trolley 1.45m
1-B1-009	B1	Bay 1	1	Multi-bed Wards	28	18	Radiant Panels	Remote Sensor Adj.	Yes	Comfort Cooled Fresh Air	Natural, Central Supply & Extract	4	4	Balanced	F7	43	41	100	5	300	A	80	switch / dimmer	Bed / Trolley 1.45m
1-B1-031		Bay 2	1	Multi-bed Wards	28	18	Radiant Panels	Remote Sensor Adj.	Yes	Comfort Cooled Fresh Air	Natural, Central Supply & Extract	4	4	Balanced	F7	43	41	100	5	300	A	80	switch / dimmer	Bed / Trolley 1.45m
1-B1-063		Bay 3	1	Multi-bed Wards	28	18	Radiant Panels	Remote Sensor Adj.	Yes	Comfort Cooled Fresh Air	Natural, Central Supply & Extract	4	4	Balanced	F7	43	41	100	5	300	A	80	switch / dimmer	Bed / Trolley 1.45m
1-B1-065		Neonatal Bay 4	1	Multi-bed Wards	28	18	Radiant Panels	Remote Sensor Adj.	Yes	Comfort Cooled Fresh Air	Natural, Central Supply & Extract	4	4	Balanced	F7	43	41	100	5	300	A	80	switch / dimmer	Bed / Trolley 1.45m
3-C1.1-018	C1.1	Bay 2 (beds 15-18)	1	Multi-bed Wards	28	18	Radiant Panels	Remote Sensor Adj.	Yes	Comfort Cooled Fresh Air	Natural, Central Supply & Extract	4	4 via bedroom ensuite	Balanced	F7	43	41	100	5	300	A	80	switch / dimmer	Bed / Trolley 1.45m
3-C1.1-019		Bay 2 - Ensuite	1	Bathroom	28	20	Radiant Panels	Remote Sensor Adj.	No	None	Central Dirty Extract	0	17	Negative	None	43	41	200	n/a	None	A	80	Automatic Controls	Floor 0m
3-C1.1-020		Bay 2 - Toilet	1	Toilet	28	18	Adjacent Space Transfer Air	None	No	None	Central Dirty Extract	0	17	Negative	None	n/a	41	200	n/a	None	A	80	Automatic Controls	Floor 0m
3-C1.1-046		Bay 1 (beds 10-14 excl 13)	1	Multi-bed Wards	28	18	Radiant Panels	Remote Sensor Adj.	Yes	Comfort Cooled Fresh Air	Natural, Central Supply & Extract	4	4 via bedroom & ensuite	Balanced	F7	43	41	100	5	300	A	80	switch / dimmer	Bed / Trolley 1.45m
3-C1.1-047		Bay 1 - Toilet	1	Toilet	28	18	Adjacent Space Transfer Air	None	No	None	Central Dirty Extract	0	17	Negative	None	n/a	41	200	n/a	None	A	80	Automatic Controls	Floor 0m
3-C1.1-048		Bay 1 - Ensuite	1	Bathroom	28	20	Radiant Panels	Remote Sensor Adj.	No	None	Central Dirty Extract	0	17	Negative	None	43	41	200	n/a	None	A	80	Automatic Controls	Floor 0m
3-C1.2-023	C1.2	Bay 2 (beds 5-8)	1	Multi-bed Wards	28	18	Radiant Panels	Remote Sensor Adj.	Yes	Comfort Cooled Fresh Air	Natural, Central Supply & Extract	4	4 via bedroom ensuite	Balanced	F7	43	41	100	5	300	A	80	switch / dimmer	Bed / Trolley 1.45m
3-C1.2-025		Bay 1 - Ensuite	1	Bathroom	28	20	Radiant Panels	Remote Sensor Adj.	No	None	Central Dirty Extract	0	17	Negative	None	43	41	200	n/a	None	A	80	Automatic Controls	Floor 0m
3-C1.2-026		Bay 1 (beds 1-4)	1	Multi-bed Wards	28	18	Radiant Panels	Remote Sensor Adj.	Yes	Comfort Cooled Fresh Air	Natural, Central Supply & Extract	4	4 via bedroom ensuite	Balanced	F7	43	41	100	5	300	A	80	switch / dimmer	Bed / Trolley 1.45m
3-C1.3-011	C1.3	Bay 1 (Bed 2-5)	1	Multi-bed Wards	28	18	Radiant Panels	Remote Sensor Adj.	Yes	Ceiling Cassette - Chilled Water	Natural, Central Supply & Extract	4	4 via bedroom ensuite	Balanced	F7	43	41	100	5	300	A	80	switch / dimmer	Bed / Trolley 1.45m
3-C1.3-013		Bay 2 (beds 6-9)	1	Multi-bed Wards	28	18	Radiant Panels	Remote Sensor Adj.	Yes	Ceiling Cassette - Chilled Water	Natural, Central Supply & Extract	4	4 via bedroom ensuite	Balanced	F7	43	41	100	5	300	A	80	switch / dimmer	Bed / Trolley 1.45m
3-D9-022	D9	Bay 1 (beds 3-5)	1	Multi-bed Wards	28	18	Radiant Panels	Remote Sensor Adj.	Yes	Comfort Cooled Fresh Air	Natural, Central Supply & Extract	4	4 via bedroom ensuite	Balanced	F7	43	41	100	5	300	A	80	switch / dimmer	Bed / Trolley 1.45m

General Ward – Ventilation Amendment Proposal to Achieve Room Balance
WW-SZ-XX-DC-XXX-010

Proposed Solution to Rooms Identified as Being of Concern

Room Reference Location	Ventilation Layout Drawing Number	Room Number	Room Description	Proposed Solution	Severity of Works			Ductwork Fabricated
					Local	Medium	Major	Yes/No
A	WW-Z4-00-PL-524-001K	G-A2-054	Multi Bed (4) Room Occupancy 10 People	Retain the supply ventilation at 4ac/hr and the en-suite ventilation at 10ac/hr. Ducts servicing en-suite & toilets to be retained at their original sizes. Introduce new general extract ductwork and grille into the room to provide 4ac/hr overall. This will achieve a balanced room pressure. Branch ducts to be connected locally into the existing general extract ductwork main. Supply & Extract Duty 174l/s. (Equates to 17 people).		✓		Yes
B	WW-Z4-00-PL-524-001K	G-A2-046	Multi Bed (4) Room Occupancy 10 People	Retain the supply ventilation at 4ac/hr and the en-suite ventilation at 10ac/hr. Ducts servicing en-suite & toilets to be retained at their original sizes. Introduce new general extract ductwork and grille into the room to provide 4ac/hr overall. This will achieve a balanced room pressure. Branch ducts to be connected locally into the existing general extract ductwork main. Supply & Extract Duty 174l/s. (Equates to 17 people).		✓		Yes
C	WW-Z4-00-PL-524-002L	G-A2-028	Multi Bed (4) Room Occupancy 10 People	Retain the supply ventilation at 4ac/hr and the en-suite ventilation at 10ac/hr. Ducts servicing en-suite & toilets to be retained at their original sizes. Introduce new general extract ductwork and grille into the room to provide 4ac/hr overall. This will achieve a balanced room pressure. Branch ducts to be connected locally into the existing general extract ductwork main. The main itself will be increased in size over a defined length. Supply & Extract Duty 174l/s. (Equates to 17 people).		✓		Yes
D	WW-Z4-01-PL-524-001J	1-B1-063	Multi Bed (4) Room Occupancy 15 People	Retain the supply ventilation at 4ac/hr and the en-suite ventilation at 10ac/hr. Introduce new general extract ductwork and grille into the room to provide 4ac/hr overall. The existing general extract ductwork currently serving the room has been increased in size and another grille added to it to serve the room. This will achieve a balanced room pressure. New branch duct to be connected locally into the existing general extract ductwork main. Supply & Extract Duty 312l/s. (Equates to 31 people).		✓		Yes
E	WW-Z4-01-PL-524-001J	1-B1-031	Multi Bed (4) Room Occupancy 15 People	Retain the supply ventilation at 4ac/hr and the en-suite ventilation at 10ac/hr. Introduce new general extract ductwork and grille into the room to provide 4ac/hr overall. The existing general extract ductwork currently serving the room has been increased in size and another grille added to it to serve the room. This will achieve a balanced room pressure. New branch duct to be connected locally into the existing general extract ductwork main. Supply & Extract Duty 332l/s. (Equates to 33 people).		✓		Yes

Issue	Date	By	Checked
1	03.02.17	BR	SMK
2	14.02.17	BR	SMK
3	22.02.17	BR	SMK
4	11.05.17	BR	SMK
5	23.05.17	BR	SMK
6	14.06.17	BR	SMK

General Ward – Ventilation Amendment Proposal to Achieve Room Balance
WW-SZ-XX-DC-XXX-010

Room Reference Location	Ventilation Layout Drawing Number	Room Number	Room Description	Proposed Solution	Severity of Works			Ductwork Fabricated
					Local	Medium	Major	Yes/No
F	WW-Z4-01-PL-524-001J	1-B1-009	Multi Bed (4) Room Occupancy 15 People	Retain the supply ventilation at 4ac/hr and the en-suite ventilation at 10ac/hr. Introduce new general extract ductwork and grille into the room to provide 4ac/hr overall. The existing general extract ductwork currently serving the room has been increased in size and another grille added to it to serve the room. This will achieve a balanced room pressure. New branch duct to be connected locally into the existing general extract ductwork main. The main itself will be increased in size over a defined length. Supply & Extract Duty 340l/s. (Equates to 34 people).		✓		Yes
G	WW-Z3-03-PL-524-001G	3-C1.3-011	Multi Bed (4) Room Occupancy 14 People	Retain the supply ventilation at 4ac/hr and the en-suite ventilation at 10ac/hr. Introduce new general extract ductwork and grille into the room to provide 4ac/hr overall. This will achieve a balanced room pressure. Branch ducts to be connected locally into the existing general extract ductwork main. The main itself will be increased in size over a defined length. Supply & Extract Duty 176l/s. (Equates to 17 people).		✓		Yes
H	WW-Z3-03-PL-524-001G	3-C1.3-013	Multi Bed (4) Room Occupancy 14 People	Retain the supply ventilation at 4ac/hr and the en-suite ventilation at 10ac/hr. Introduce new general extract ductwork and grille into the room to provide 4ac/hr overall. This will achieve a balanced room pressure. Branch ducts to be connected locally into the existing general extract ductwork main. The main itself will be increased in size over a defined length. Supply & Extract Duty 174l/s. (Equates to 17 people).		✓		Yes
I	WW-Z4-03-PL-524-001G	3-C1.2-026	Multi Bed (4) Room Occupancy 14 People	Retain the supply ventilation at 4ac/hr. Introduce a new general extract and dirty extract ductwork and grilles into the respective rooms to provide 4ac/hr overall. This will achieve a balanced room pressure. Branch ducts to be connected locally into the existing general and dirty extract ductwork mains. Door grilles will be provided within the shared en-suite, shared en-suite ventilation will be 17ac/hr. Supply & Extract Duty 176l/s. (Equates to 17 people).		✓		Yes
J	WW-Z4-03-PL-524-001G	3-C1.2-023	Multi Bed (4) Room Occupancy 14 People	Retain the supply ventilation at 4ac/hr. Introduce a new general extract and dirty extract ductwork and grilles into the respective rooms to provide 4ac/hr overall. This will achieve a balanced room pressure. Branch ducts to be connected locally into the existing general and dirty extract ductwork mains. Door grilles will be provided within the shared en-suite, shared en-suite ventilation will be 17ac/hr. Supply & Extract Duty 176l/s. (Equates to 17 people).		✓		Yes
K	WW-Z4-03-PL-524-002G	3-C1.1-018	Multi Bed (4) Room Occupancy 15 People	Retain the supply ventilation at 4ac/hr and the en-suite ventilation at 17ac/hr. Ducts serving the en-suites and toilets to be increased in size. Introduce new general extract ductwork and grille into the room to provide 4ac/hr overall. This will achieve a balanced room pressure. Branch duct to be connected locally into the existing general extract ductwork main. Door grilles will be provided within the en-suite and toilets. Supply & Extract Duty 184l/s. (Equates to 18 people).		✓		Yes

Issue	Date	By	Checked
1	03.02.17	BR	[illegible]
2	14.02.17	BR	[illegible]
3	22.02.17	BR	[illegible]
4	11.04.17	BR	[illegible]
5	23.05.17	BR	[illegible]
6	14.06.17	BR	[illegible]

A47117341

General Ward – Ventilation Amendment Proposal to Achieve Room Balance
WW-SZ-XX-DC-XXX-010

Room Reference Location	Ventilation Layout Drawing Number	Room Number	Room Description	Proposed Solution	Severity of Works			Ductwork Fabricated
					Local	Medium	Major	Yes/No
L	WW-Z4-03-PL-524-002G	3-C1.1-046	Multi Bed (4) Room Occupancy 15 People	Retain the supply ventilation at 4ac/hr and the en-suite ventilation at 17ac/hr. Ducts serving the en-suites and toilets to be increased in size. Introduce new general extract ductwork and grille into the room to provide 4ac/hr overall. This will achieve a balanced room pressure. Branch duct to be connected locally into the existing general extract ductwork main. Door grilles will be provided within the en-suite and toilets. Supply & Extract Duty 186l/s. (Equates to 18 people).		✓		Yes
M	WW-Z4-01-PL-524-001J	1-B1-065	Multi Cot (3) Room Occupancy 9 People	Retain the supply ventilation at 4ac/hr. Introduce new general extract ductwork and grilles into the room to provide 4ac/hr. Branch duct to be connected locally into the existing general extract ductwork. The existing general extract ductwork currently serving this area has been increased in size. This will achieve a balanced room pressure. Supply & Extract Duty 144l/s. (Equates to 14 people).		✓		Yes
T	WW-Z4-03-PL-524-002G	3-D9-022	Multi Bed (3) Room Occupancy 11 People	Retain the supply ventilation at 4ac/hr and the en-suite ventilation at 10ac/hr. Introduce new general extract ductwork and grilles into the room to provide 4ac/hr overall. This will achieve a balanced room pressure. Branch ducts to be connected locally into the existing general extract ductwork mains. One of the mains itself will be increased in size over a defined length. Supply & Extract Duty 122l/s. (Equates to 12 people)		✓		Yes

Notes :-

1) Room occupancy is taken from the Clinical Output Based Specifications.
2) Bedroom ventilation is based on a fresh air rate allowance of 10l/s per person in line with SHTM 03-01.

1. TITLE OF DOCUMENT SHOULD NOT BE GENERAL WARD, BUT MULTI BED ROOM - 4 BEDS.
2. ROOMS D 1-B1-063, E 1-B1-061 AND F 1-B1-009 DO NOT HAVE EN-SUITES.
3. ROOMS G 3-C1.3-011 AND H 3-C1.3-026 DO NOT MENTION VENTILATION TO SHARED WET ROOM.
4. ROOMS I 3-C1.2-026 AND J 3-C1.2-023 DOES NOT DETAIL EN-SUITE EXTRACT RATE.
5. ROOM L 3-C1.1-046 REVIEW VENTILATION RATE TO ENSURE 4AC/H.

Brookfield MULTIPLEX
Built to outperform. | BM [redacted]

Contractor Document Review
RHSC & DCN Edinburgh

A ☐ No Comment
B ☑ Noted subject to comments - revise and resubmit within 7 business days
C ☐ Rejected - revise and resubmit within 7 business days

BM Checked by: [redacted]
Date: 31/5/18

Brookfield Multiplex review does not absolve the consultant of its obligations with regard to coordination and conformity with the other Consultants and specialist Subcontractor's design and the project Agreements. Employer's Requirements and the cost plan are for ensuring that there are no ambiguities, discrepancies, inconsistencies or omissions within this document or between it and any other design document.

RDD
Reviewable Design Data
Section 5 of Schedule Part 6

	Board
Name	B. CURRIE
Date	31/05/18
Sign	[redacted]
Level	B.

Comment:
PLEASE REFER TO COMMENTS.

In accordance with the Levels as set out in Clause 4 Effect of Review and Schedule Part 8 (Review Procedure).

Level A - No Comment
Level B - Proceed subject to Amendment as noted
Level C - Subject to amendment as noted
Level D - Rejected

+ ADD THE OTHER ROOMS TO MAKE UP 20N.?

Issue	Date	By	Checked
1	09.02.17	BR	SMcK
2	13.02.17	BR	SMcK
3	22.02.17	BR	SMcK
4	11.05.17	BR	SMcK
5	21.05.17	BR	SMcK
6	14.06.17	BR	SMcK

A47117341

General Ward – Ventilation Amendment Proposal to Achieve Room Balance
WW-SZ-XX-DC-XXX-010

Proposed Solution to Rooms Identified as Being of Concern

Room Reference Location	Ventilation Layout Drawing Number	Room Number	Room Description	Proposed Solution	Severity of Works			Ductwork Fabricated
					Local	Medium	Major	Yes/No
A	WW-Z4-00-PL-524-001K	G-A2-054	Multi Bed (4) Room Occupancy 10 People	Retain the supply ventilation at 4ac/hr and the en-suite ventilation at 10ac/hr. Ducts servicing en-suite & toilets to be retained at their original sizes. Introduce new general extract ductwork and grille into the room to provide 4ac/hr overall. This will achieve a balanced room pressure. Branch ducts to be connected locally into the existing general extract ductwork main. Supply & Extract Duty 174l/s. (Equates to 17 people).		✓		Yes
B	WW-Z4-00-PL-524-001K	G-A2-046	Multi Bed (4) Room Occupancy 10 People	Retain the supply ventilation at 4ac/hr and the en-suite ventilation at 10ac/hr. Ducts servicing en-suite & toilets to be retained at their original sizes. Introduce new general extract ductwork and grille into the room to provide 4ac/hr overall. This will achieve a balanced room pressure. Branch ducts to be connected locally into the existing general extract ductwork main. Supply & Extract Duty 174l/s. (Equates to 17 people).		✓		Yes
C	WW-Z4-00-PL-524-002L	G-A2-028	Multi Bed (4) Room Occupancy 10 People	Retain the supply ventilation at 4ac/hr and the en-suite ventilation at 10ac/hr. Ducts servicing en-suite & toilets to be retained at their original sizes. Introduce new general extract ductwork and grille into the room to provide 4ac/hr overall. This will achieve a balanced room pressure. Branch ducts to be connected locally into the existing general extract ductwork main. The main itself will be increased in size over a defined length. Supply & Extract Duty 174l/s. (Equates to 17 people).		✓		Yes
D	WW-Z4-01-PL-524-001J	1-B1-063	Multi Bed (4) Room Occupancy 15 People	Retain the supply ventilation at 4ac/hr and the en-suite ventilation at 10ac/hr. Introduce new general extract ductwork and grille into the room to provide 4ac/hr overall. The existing general extract ductwork currently serving the room has been increased in size and another grille added to it to serve the room. This will achieve a balanced room pressure. New branch duct to be connected locally into the existing general extract ductwork main. Supply & Extract Duty 312l/s. (Equates to 31 people).		✓		Yes
E	WW-Z4-01-PL-524-001J	1-B1-031	Multi Bed (4) Room Occupancy 15 People	Retain the supply ventilation at 4ac/hr and the en-suite ventilation at 10ac/hr. Introduce new general extract ductwork and grille into the room to provide 4ac/hr overall. The existing general extract ductwork currently serving the room has been increased in size and another grille added to it to serve the room. This will achieve a balanced room pressure. New branch duct to be connected locally into the existing general extract ductwork main. Supply & Extract Duty 332l/s. (Equates to 33 people).		✓		Yes

Issue	Date	By	Checked
1	03.02.17	BR	SMK
2	14.02.17	BR	SMK
3	22.02.17	BR	SMK
4	11.05.17	BR	SMK
5	23.05.17	BR	SMK
6	14.06.17	BR	SMK

A47117341

General Ward – Ventilation Amendment Proposal to Achieve Room Balance
WW-SZ-XX-DC-XXX-010

Room Reference Location	Ventilation Layout Drawing Number	Room Number	Room Description	Proposed Solution	Severity of Works			Ductwork Fabricated
					Local	Medium	Major	Yes/No
F	WW-Z4-01-PL-524-001J	1-B1-009	Multi Bed (4) Room Occupancy 15 People	Retain the supply ventilation at 4ac/hr and the en-suite ventilation at 10ac/hr. Introduce new general extract ductwork and grille into the room to provide 4ac/hr overall. The existing general extract ductwork currently serving the room has been increased in size and another grille added to it to serve the room. This will achieve a balanced room pressure. New branch duct to be connected locally into the existing general extract ductwork main. The main itself will be increased in size over a defined length. Supply & Extract Duty 340l/s. (Equates to 34 people).		✓		Yes
G	WW-Z3-03-PL-524-001G	3-C1.3-011	Multi Bed (4) Room Occupancy 14 People	Retain the supply ventilation at 4ac/hr and the en-suite ventilation at 10ac/hr. Introduce new general extract ductwork and grille into the room to provide 4ac/hr overall. This will achieve a balanced room pressure. Branch ducts to be connected locally into the existing general extract ductwork main. The main itself will be increased in size over a defined length. Supply & Extract Duty 176l/s. (Equates to 17 people).		✓		Yes
H	WW-Z3-03-PL-524-001G	3-C1.3-013	Multi Bed (4) Room Occupancy 14 People	Retain the supply ventilation at 4ac/hr and the en-suite ventilation at 10ac/hr. Introduce new general extract ductwork and grille into the room to provide 4ac/hr overall. This will achieve a balanced room pressure. Branch ducts to be connected locally into the existing general extract ductwork main. The main itself will be increased in size over a defined length. Supply & Extract Duty 174l/s. (Equates to 17 people).		✓		Yes
I	WW-Z4-03-PL-524-001G	3-C1.2-026	Multi Bed (4) Room Occupancy 14 People	Retain the supply ventilation at 4ac/hr. Introduce a new general extract and dirty extract ductwork and grilles into the respective rooms to provide 4ac/hr overall. This will achieve a balanced room pressure. Branch ducts to be connected locally into the existing general and dirty extract ductwork mains. Door grilles will be provided within the shared en-suite, shared en-suite ventilation will be 17ac/hr. Supply & Extract Duty 176l/s. (Equates to 17 people).		✓		Yes
J	WW-Z4-03-PL-524-001G	3-C1.2-023	Multi Bed (4) Room Occupancy 14 People	Retain the supply ventilation at 4ac/hr. Introduce a new general extract and dirty extract ductwork and grilles into the respective rooms to provide 4ac/hr overall. This will achieve a balanced room pressure. Branch ducts to be connected locally into the existing general and dirty extract ductwork mains. Door grilles will be provided within the shared en-suite, shared en-suite ventilation will be 17ac/hr. Supply & Extract Duty 176l/s. (Equates to 17 people).		✓		Yes
K	WW-Z4-03-PL-524-002G	3-C1.1-018	Multi Bed (4) Room Occupancy 15 People	Retain the supply ventilation at 4ac/hr and the en-suite ventilation at 17ac/hr. Ducts serving the en-suites and toilets to be increased in size. Introduce new general extract ductwork and grille into the room to provide 4ac/hr overall. This will achieve a balanced room pressure. Branch duct to be connected locally into the existing general extract ductwork main. Door grilles will be provided within the en-suite and toilets. Supply & Extract Duty 184l/s. (Equates to 18 people).		✓		Yes

Issue	Date	By	Checked
1	03.02.17	BR	[illegible]
2	14.02.17	BR	[illegible]
3	22.02.17	BR	[illegible]
4	17.04.17	BR	[illegible]
5	23.05.17	BR	[illegible]
6	14.06.17	BR	[illegible]

A47117341

General Ward – Ventilation Amendment Proposal to Achieve Room Balance
WW-SZ-XX-DC-XXX-010

Room Reference Location	Ventilation Layout Drawing Number	Room Number	Room Description	Proposed Solution	Severity of Works			Ductwork Fabricated
					Local	Medium	Major	Yes/No
L	WW-Z4-03-PL-524-002G	3-C1.1-046	Multi Bed (4) Room Occupancy 15 People	Retain the supply ventilation at 4ac/hr and the en-suite ventilation at 17ac/hr. Ducts serving the en-suites and toilets to be increased in size. Introduce new general extract ductwork and grille into the room to provide 4ac/hr overall. This will achieve a balanced room pressure. Branch duct to be connected locally into the existing general extract ductwork main. Door grilles will be provided within the en-suite and toilets. Supply & Extract Duty 186l/s. (Equates to 18 people).		✓		Yes
M	WW-Z4-01-PL-524-001J	1-B1-065	Multi Cot (3) Room Occupancy 9 People	Retain the supply ventilation at 4ac/hr. Introduce new general extract ductwork and grilles into the room to provide 4ac/hr. Branch duct to be connected locally into the existing general extract ductwork. The existing general extract ductwork currently serving this area has been increased in size. This will achieve a balanced room pressure. Supply & Extract Duty 144l/s. (Equates to 14 people).		✓		Yes
T	WW-Z4-03-PL-524-002G	3-D9-022	Multi Bed (3) Room Occupancy 11 People	Retain the supply ventilation at 4ac/hr and the en-suite ventilation at 10ac/hr. Introduce new general extract ductwork and grilles into the room to provide 4ac/hr overall. This will achieve a balanced room pressure. Branch ducts to be connected locally into the existing general extract ductwork mains. One of the mains itself will be increased in size over a defined length. Supply & Extract Duty 122l/s. (Equates to 12 people)		✓		Yes

Notes :-

1) Room occupancy is taken from the Clinical Output Based Specifications.
2) Bedroom ventilation is based on a fresh air rate allowance of 10l/s per person in line with SHTM 03-01.

1. TITLE OF DOCUMENT SHOULD NOT BE GENERAL WARD, BUT MULTI BED ROOM - 4 BEDS.
2. ROOMS D 1-B1-063, E 1-B1-061 AND F 1-B1-009 DO NOT HAVE EN-SUITES.
3. ROOMS G 3-C1.3-011 AND H 3-C1.3-026 DO NOT MENTION VENTILATION TO SHARED WET ROOM.
4. ROOMS I 3-C1.2-026 AND J 3-C1.2-023 DOES NOT DETAIL EN-SUITE EXTRACT RATE.
5. ROOM L 3-C1.1-046 REVIEW VENTILATION RATE TO ENSURE 4AC/H.

Brookfield MULTIPLEX Built to outperform. | BM [redacted]

Contractor Document Review
RHSC & DCN Edinburgh

A ☐ No Comment
B ☑ Noted subject to comments - revise and resubmit within 7 business days
C ☐ Rejected - revise and resubmit within 7 business days

BM Checked by: [redacted]
Date: 31/5/18

Brookfield Multiplex review does not absolve the consultant of its obligations with regard to coordination and conformity with the other Consultants and Specialist Subcontractor's design and the project Agreements. Employer's Requirements and the cost plan are for ensuring that there are no ambiguities, discrepancies, inconsistencies or omissions within this document or between it and any other design document.

RDD
Reviewable Design Data
Section 5 of Schedule Part 6

	Board
Name	B. CURRIE
Date	31/05/18
Sign	[redacted]
Level	B.

Comment:
PLEASE REFER TO COMMENTS.

In accordance with the Levels as set out in Clause 4 Effect of Review and Schedule Part 8 (Review Procedure).

Level A : No Comment
Level B : Proceed subject to Amendment as noted
Level C : Subject to amendment as noted
Level D : Rejected

+ ADD THE OTHER ROOMS TO MAKE UP 20N.?

Issue	Date	By	Checked
1	09.02.17	BR	SMcK
2	13.02.17	BR	SMcK
3	22.02.17	BR	SMcK
4	11.05.17	BR	SMcK
5	21.05.17	BR	SMcK
6	14.06.17	BR	SMcK

A47117341

From: Wallace Weir [weir@hcp.co.uk] on behalf of Wallace Weir
Sent: 28 January 2019 11:45
To: Darren Pike [redacted]
Cc: Matthew Templeton [redacted] John Edwards [redacted] Darbyshire, Christian [redacted] David Cunningham [redacted] John Quinn [redacted] Bob Brown [redacted] Claire L McArthur [redacted]
Subject: RHSC + DCN - Little France - Plant Rooms + Ventilation Systems
Attachments: 190128 IHSL.MPX Plant Rooms and Ventilation Systems.pdf; Letter from Paul Gray - plant rooms and ventilation systems - 25 January....pdf

Darren,

Please find attached letters for your attention noting the requirement for a response by noon on 31st January.

Many thanks

Kind regards

[redacted]

Wallace Weir
Project Director
IHSL

IHS Lothian Limited
RHSC & DCN Site Office | Little France Crescent | Edinburgh | EH16 4TJ
[redacted] | [redacted] | www.hcp.co.uk

The HCP Group includes HCP Holdings Limited (registered number: 03209169), HCP Management Services Limited (registered number: 03819468) and HCP Social Infrastructure (UK) Limited (registered number: 02658304), all of whom are registered in England & Wales. The registered office for these companies is 8 White Oak Square, Swanley, Kent BR8 7AG.

This communication contains information which is confidential and may also be privileged. It is for the exclusive use of the intended recipient(s). If you are not the intended recipient(s), please note that any distribution, copying or use of this communication or the information in it is strictly prohibited. If you have received this communication in error, please notify the sender immediately, delete the message from the computer and destroy any copies.

IHS Lothian Limited
C/O Pinsent Masons
13 Queens Road
Aberdeen
AB15 4YL

Ref - 190128 IHSL.MPX Plant Rooms and Ventilation Systems

Multiplex Construction Europe Limited
99 Bishopsgate
2nd Floor
London
EC2M 3XD

For the attention of Mr. Darren Pike

28th January 2019

Dear Sirs,

Re-Provision of RHSC and DCN at Little France
Plant Rooms + Ventilation Systems

Please find attached a self-explanatory letter from the Director - General Health & Social Care and Chief Executive NHS Scotland.

We ask that you respond to the four points contained therein by noon on 31st January 2019 to enable compliance with the return timescale stated.

We look forward to hearing from you.

Yours faithfully

[redacted]

Wallace Weir
Project Co Representative

cc.
LTA - Currie + Brown
IT - Arcadis

IHS Lothian Limited is incorporated and registered as a private limited company in Scotland with company number SC493676. Registered office is located at 13 Queens Road, Aberdeen, AB15 4YL.

Director-General Health & Social Care and
Chief Executive NHSScotland
Paul Gray

Scottish Government
Riaghaltas na h-Alba
gov.scot

[redacted]

NHS Chief Executives

Copy to Directors of Estates

25 January 2019

Dear Colleague

Queen Elizabeth University Hospital – follow up actions

This letter sets out actions following the meeting of the Strategic Facilities Group on Wednesday 23 January. There are a number of controls that I would like you to confirm are in place and working effectively:

- All plant rooms must be secure and have adequate access controls in place at all times;
- All plant rooms maintained clean and free of vermin;
- Standard Operating Procedures for the management of plant rooms are in place and being followed;
- All critical ventilation systems inspected and maintained in line with 'Scottish Health Technical Memorandum 03-01: Ventilation for healthcare premises'.

I have asked Health Facilities Scotland to co-ordinate the responses and would ask that you reply to [redacted] copied to [redacted] by Friday 1 February.

In addition to these control measures, the Strategic Facilities Group has undertaken to share best practice on relevant Standard Operating Procedures and anti-pest management. The Ventilation Group, which reports direct to the Scottish Engineering and Technology Advisory Group (SETAG), is also considering urgently whether SHTM 03-01 needs to be revised and updated in view of recent developments. I will ensure that you are kept in touch with any changes to that.

Yours sincerely

[redacted]

Paul Gray

St Andrew's House, Regent Road, Edinburgh EH1 3DG
www.gov.scot

INVESTOR IN PEOPLE
POSITIVE ABOUT DISABLED PEOPLE

From: Kiran Singh [redacted] on behalf of Kiran Singh
Sent: 31 January 2019 13:17
To: Kiran Singh
Subject: RE: 190131_654 - IHS Lothian Limited_Plant Rooms & Ventilation Systems
Attachments: 190131_654 - IHS Lothian Limited_Plant Rooms + Ventilation System.docx; 190131_654 - IHS Lothia Limited_Plant Rooms + Ventilation Systems.pdf

---

From: Kiran Singh
Sent: 31 January 2019 13:03
To: 'Wallace Weir' [redacted]; 'claire.mcarthur [redacted] 'David Martin (Project Co) [redacted])
Cc: Darren Pike [redacted]; Liane Edwards [redacted] Graham Coupe [redacted]
Subject: 190131_654 - IHS Lothian Limited_Plant Rooms & Ventilation Systems

Wallace

Please see attached letter 190131_654 from Multiplex sent today (31/01/2019).

Many thanks

Kiran Singh
Office Manager

MULTIPLEX

Multiplex Construction Europe Ltd
RHSC & DCN Project Office
Little France Crescent,
EH16 4TJ, United Kingdom
T [redacted] **M** [redacted]
E [redacted]
W www.multiplex.global

MULTIPLEX

Multiplex Construction Europe Limited
Royal Hospital for Sick Children & Department for Clinical Neurosciences Project Office
Little France Crescent, Edinburgh EH16 4TJ
Tel: [redacted] W: www.multiplex.global

31st January 2019
Ref: DP/KS/17183/654

In the event of queries please contact: Mr. Darren Pike

IHS Lothian Ltd
13 Queens Road
Aberdeen
AB15 4YL

For the Attention of Mr. Wallace Weir

Dear Sirs

RE-PROVISION OF RHSC AND DCN AT LITTLE FRANCE
PLANT ROOMS + VENTILATION SYSTEM

With reference to your letter 190128 IHSL.MPX Plant Rooms and Ventilation Systems
We can confirm the following;

- All plant rooms are secure with a procedure in place for entry and undertaking works.
- All plant rooms are maintained and vermin free
- AS we are not an operational hospital our procedures will differ from those of the NHS, however MPX procedures are in place in line with those used throughout the construction phase.
- All ventilation systems have been designed, installed and commissioned in line with SHTM 03-01 as required.

We trust this satisfies your request

Yours faithfully

[redacted]

Mr. Darren Pike
Project Director
Multiplex Construction Europe Ltd

From: Ms Kiran Singh - Multiplex Construction Europe [redacted] on behalf of Ms Kiran Singh - Multiplex Construction Europe
Sent: 31 January 2019 15:06
To: Mr Wallace Weir - HCP Social Infractructure (UK) Limited; Robert Brown - HCP Social Infractructure (UK) Limited; Claire McArthur - HCP Social Infractructure (UK) Limited
Cc: Mr Darren Pike - Multiplex Construction Europe; Mr Graham Coupe - Multiplex Construction Europe; Liane Edwards-Scott - Multiplex Construction Europe
Subject: Re: 190131_654 - IHS Lothian Limited_Plant Rooms + Ventilation Systems

Wallace

Following minor amendment, this letter supersedes letter ref: DP/KS/17183/654 issued 31st January 2019. Please see updated letter attached.

Many thanks

Kiran Singh

From: K Singh
Sent: 31/01/2019 1:05:25 PM GMT (GMT +00:00)
To: Claire McArthur, Wallace Weir, David Martin
Cc: Graham Coupe, Liane Edwards-Scott, Darren Pike
Mail Number: MPX-GC-029685
Subject: 190131_654 - IHS Lothian Limited_Plant Rooms + Ventilation Systems

Wallace,

Please see attached letter 190131_654 from Multiplex sent today (31/01/2019).

Many thanks

Kiran Singh

MULTIPLEX

Multiplex Construction Europe Limited
Royal Hospital for Sick Children & Department for Clinical Neurosciences Project Office
Little France Crescent, Edinburgh EH16 4TJ
Tel: [redacted] W: www.multiplex.global

31st January 2019
Ref: DP/KS/17183/654

In the event of queries please contact: Mr. Darren Pike

IHS Lothian Ltd
13 Queens Road
Aberdeen
AB15 4YL

For the Attention of Mr. Wallace Weir

Dear Sirs

RE-PROVISION OF RHSC AND DCN AT LITTLE FRANCE
PLANT ROOMS + VENTILATION SYSTEM

With reference to your letter 190128 IHSL.MPX Plant Rooms and Ventilation Systems
We can confirm the following;

- All plant rooms are secure with a procedure in place for entry and undertaking works.
- All plant rooms are maintained and vermin free
- AS we are not an operational hospital our procedures will differ from those of the NHS, however MPX procedures are in place in line with those used throughout the construction phase.
- All ventilation systems have been designed, installed and commissioned in line with SHTM 03-01 as required systems are maintained in such a manner which allows handover at actual completion to meet SHTM 03/01 standards.

We trust this satisfies your request

Yours faithfully

[redacted]

Mr. Darren Pike
Project Director
Multiplex Construction Europe Ltd

From: Kiran Singh [redacted] on behalf of Kiran Singh
Sent: 13 February 2019 08:37
To: Darren Pike; Liane Edwards; Colin Grindlay; GRAHAM COUPE
Subject: Incoming Mail - IHS Lothian Limited_Assurance
Attachments: 190213 - IHS Lothian Limited.pdf

All,

Please see attached received from IHS Lothian Limited today (13th Feb).

Thanks

Kiran Singh

From: Darren Pike
Sent: 13 February 2019 08:11
To: Kiran Singh [redacted]
Subject: FW: Assurance
Importance: High

Incoming mail

Darren Pike
Project Director

MULTIPLEX

Multiplex Construction Europe Ltd
RHSC & DCN Project Office
Little France Crescent,
Edinburgh,
EH16 4TJ, United Kingdom
M [redacted]
E [redacted]
W www.multiplex.global

From: Wallace Weir [redacted]
Sent: 12 February 2019 17:01
To: Darren Pike
Cc: Matthew Templeton; John Edwards [redacted]; David Cunningham; Claire L McArthur
Subject: Assurance
Importance: High

Darren,

Please find attached letter for your attention.

Kind regards

[redacted]

Wallace Weir
Project Director
IHSL

IHS Lothian Limited
RHSC & DCN Site Office | Little France Crescent | Edinburgh | EH16 4TJ
[redacted] | [redacted] | www.hcp.co.uk

The HCP Group includes HCP Holdings Limited (registered number: 03209169), HCP Management Services Limited (registered number: 03819468) and HCP Social Infrastructure (UK) Limited (registered number: 02658304), all of whom are registered in England & Wales. The registered office for these companies is 8 White Oak Square, Swanley, Kent BR8 7AG.

This communication contains information which is confidential and may also be privileged. It is for the exclusive use of the intended recipient(s). If you are not the intended recipient(s), please note that any distribution, copying or use of this communication or the information in it is strictly prohibited. If you have received this communication in error, please notify the sender immediately, delete the message from the computer and destroy any copies.

IHS Lothian Limited
C/O Pinsent Masons
13 Queens Road
Aberdeen
AB15 4YL

IHS LOTHIAN LTD

RECEIVED
13 FEB 2019

Ref - 190212 IHSL.MPX Assurance

Multiplex Construction Europe Limited
99 Bishopsgate
2nd Floor
London
EC2M 3XD

For the attention of Mr. Darren Pike

12th February 2019

Dear Sirs,

Re-Provision of RHSC and DCN at Little France – Assurance

We would be grateful if you could provide your written assurance:

1. That engineering systems have been designed and are being installed and commissioned to meet current guidance and statutory requirements.
2. That the project is and has been managed on site to ensure safety, quality and compliance of the engineering systems.
3. That the engineering systems have been commissioned, validated and set to work to ensure safety, quality and compliance.
4. That your staff and appropriate contractors are adequately trained to ensure engineering systems are managed and operated competently.
5. That the systems to be handed over at Actual Completion meet the specified requirements and are safe and effective.
6. That engineering systems have been maintained and operated safely and in compliance with guidance and legal requirements.
7. That the systems delivered are maintainable, minimise operating cost and maximise reliability and efficacy.
8. That the records of construction and as fitted documents are complete and stored and managed correctly.

Engineering systems include:

1. Electrical HV/LV
2. Hot and cold water services
3. Heating
4. Ventilation, including specialised ventilation in isolation rooms, theatres etc
5. Medical gas and vacuum systems
6. Pressure systems
7. Drainage
8. Fire precautions and equipment
9. Lifts and escalators

IHS Lothian Limited is incorporated and registered as a private limited company in Scotland with company number SC493676. Registered office is located at 13 Queens Road, Aberdeen, AB15 4YL.

We look forward to hearing from you.

Yours faithfully

[redacted]

Wallace Weir
Project Co Representative

cc.
LTA - Currie + Brown
IT - Arcadis

IHS LOTHIAN LTD

MULTIPLEX

Multiplex Construction Europe Limited
Royal Hospital for Sick Children & Department for Clinical Neurosciences Project Office
Little France Crescent, Edinburgh EH16 4TJ
Tel [redacted] W. www.multiplex.global

6th March 2019
Ref: DP/CMD/17183/666

In the event of queries please contact: Mr. Darren Pike

IHS Lothian Ltd
C/o Pinsent Masons LLP
13 Queens Road
Aberdeen
AB15 4YL

For the Attention of Mr. Wallace Weir

Dear Sirs

RE-PROVISION OF RHSC AND DCN AT LITTLE FRANCE
ASSURANCE

Further to your letter dated the 12th February 2019 requesting our written assurances, we can confirm the following.

1. The engineering systems are designed and have/are being installed and commissioned to meet the relevant Construction Contract standards, as varied by the Settlement Agreement.
2. The project has been managed to ensure safety, quality and compliance.
3. The engineering systems have been commissioned and validated in accordance with the standards within the Construction Contract, as varied by the Settlement Agreement.
4. Staff and contractors involved in installing, commissioning and operating the systems are suitably trained and qualified.
5. The systems at Actual Completion were designed and constructed to the specified requirements, including those within the Settlement Agreement
6. The engineering systems have been maintained in line with standards and guidance within the Construction Contract, as varied by the Settlement Agreement, for the construction phase of the project.
7. The systems are maintainable and built within the Construction Contract parameters with regard to operating cost, reliability and efficacy.
8. The records of construction and as fitted documents are complete, save for those varied under the Settlement Agreement. Regarding storage of these records we can only confirm that Multiplex are storing and managing our records in line with the Construction Contract requirements.

MULTIPLEX

Multiplex Construction Europe Limited
Royal Hospital for Sick Children & Department for Clinical Neurosciences Project Office
Little France Crescent, Edinburgh EH16 4TJ
Tel: [redacted] W: www.multiplex.global

Yours faithfully

[redacted]

Mr. Darren Pike
Project Director
Multiplex Construction Europe Ltd

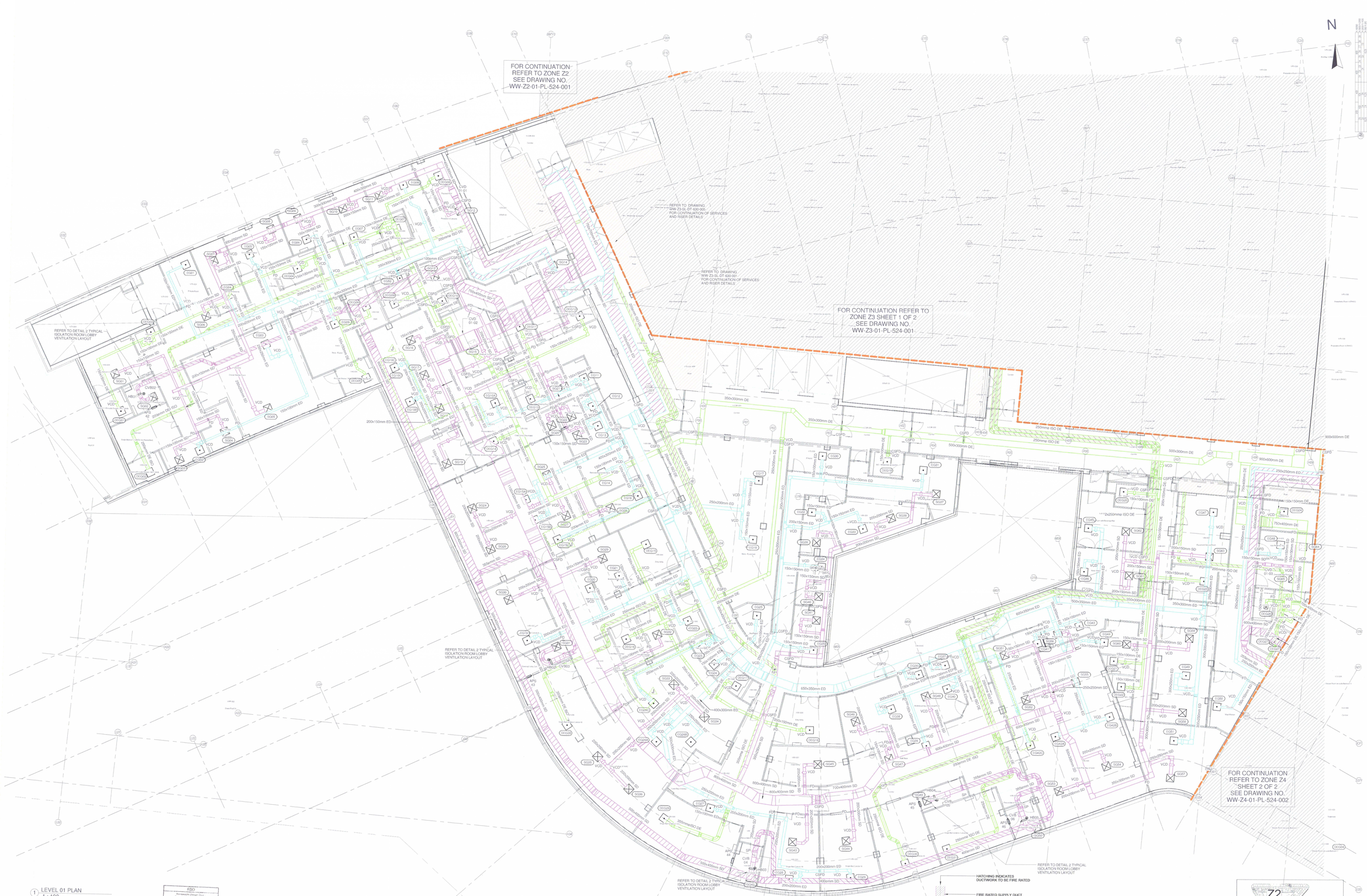

1 LEVEL 01 PLAN
1 : 100

Notes

Check all dimensions on site. Do not scale from this drawing.
Report any discrepancies and omissions to drawing originator.
This Drawing is Copyright. ©

Designer Identification of Hazard Risk

- Indicates a Residual Risk requiring a Compulsory Action
- Indicates a Residual Risk for Information
- Indicates a Residual Risk requiring a Prohibitive Action
- Indicates a Residual Risk as a Warning

LEGEND

SG	-	SUPPLY GRILLE
EG	-	EXTRACT GRILLE
DEG	-	DIRTY EXTRACT GRILLE
VCD	-	VOLUME CONTROL DAMPER
APS	-	AIR PRESSURE STABILISER
MD	-	MOTOR CONTROL DAMPER
CSFD	-	COMBINED SMOKE & FIRE DAMPER
FD	-	FIRE DAMPER
ED	-	EXTRACT DUCT
SD	-	SUPPLY DUCT
DE	-	DIRTY EXTRACT
ISO DE	-	DIRTY ISOLATION EXTRACT
DEF	-	DIRTY EXTRACT FAN
KED	-	KITCHEN EXTRACT DUCT
FAI	-	FRESH AIR INTAKE
EX	-	EXHAUST
AHU	-	AIR HANDLING UNIT
DFA	-	DROP FROM ABOVE
DTB	-	DROP TO BELOW
DTLL	-	DROP TO LOW LEVEL
RTHL	-	RISE TO HIGH LEVEL
RFB	-	RISE FROM BELOW
RTA	-	RISE TO ABOVE
OS	-	OFFSET (UP OR DOWN)
	-	ATTENUATOR
CTA	-	CROSS TALK ATTENUATOR
HB	-	HEATING BATTERY
CVD	-	CONSTANT VOLUME DAMPER
CVB	-	CONSTANT VOLUME BOX
DTG	-	DOOR TRANSFER GRILLE
	-	FIRE RATED DUCTWORK
FD	-	INTUMESCENT FIRE COLLAR
DTG	-	DOOR TRANSFER GRILLE
SP	-	SPECTACLE PLATE

NOTES

1. GENERAL DUCTWORK INSTALLATION TO COMPLY WITH DW144.
2. KITCHEN DUCTWORK INSTALLATION TO COMPLY WITH DW172.
3. COMBINED SMOKE & FIRE DAMPERS TO BE LOCATED AS SHOWN. ALL DUCTWORK PENETRATIONS PASSING THROUGH FLOOR LEVEL STRUCTURAL SLABS SHALL ALSO BE PROVIDED WITH A COMBINED SMOKE & FIRE DAMPER.
4. ALL NEW GRILLES TO BE INSTALLED COMPLETE WITH PLENUM BOX WITH SIDE ENTRY SPIGOT.
5. ALL GRILLES TO BE POLYESTER POWDER COATED TO BS OR RAL COLOUR APPROVED BY ARCHITECT.
6. ALL DIMENSIONS SHOWN ARE IN MILLIMETRES.
7. ALL WORKS & COMMISSIONING TO BE CARRIED OUT IN ACCORDANCE WITH THE SPECIFICATION.
8. PROPOSED VENTILATION WORKS HAVE BEEN DISIGNED AND WILL BE INSTALLED, TAKING GOVERNANCE OF THE EFFICIDNCY REQUIREMENTS OF SECTION 6 OF THE TECHNICAL STANDARDS.
9. ALL FINAL CONNECTIONS TO GRILLES TO BE FLEXIBLE CONNECTION.
10. ALL DUCT MOUNTED FANS MUST BE INSTALLED WITH ANTI VIBRATION MOUNTS.
11. FLEXIBLE DUCTING SHALL NOT EXCEED 1 METRE IN LENGTH IN ACCORDANCE SHTM 03-01.
12. ISOLATION ROOM DIRTY EXTRACT DUCTWORK TO BE FIRE RATED.
13. SUPPLY DUCTWORK SERVING ISOLATION ROOMS TO BE FIRE RATED TO ENSURE CONTINUOUS OPERATION DURING FIRE ALARM ACTIVATION.
14. SUPPLY DUCTWORK BRANCH SERVING EACH ISOLATION SUITE SHALL BE FITTED WITH A COMBINED SMOKE AND FIRE DAMPER AT ENTRY TO THE LOBBY TO BE UTILIZED FOR SHUTTING THE ROOM DOWN FOR CLEANING AND MAINTENANCE.
15. FUME CUPBOARD EXTRACT DUCTWORK AND COMPONENTS SHALL BE MANUFACTURED FROM UNPLASTICISED POLYVINYL CHLORIDE (UPVC) COMPLYING WITH HVCA DOCUMENT DW/154.
16. ALL FUME CUPBOARDS TO BE SUPPLIED BY OTHERS.
17. ALL PENETRATIONS TO BE SUITABLY FIRE STOPPED VIA INTUMESCENT COLLARS AS REQUIRED, THROUGH BOTH WALLS & SLABS ETC. IN LINE WITH THE ARCHITECTS CURRENT FIRE STRATEGY.
18. FUME CUPBOARD DISCHARGE TO ATMOSPHERE SHALL BE 3000mm ABOVE ROOF LEVEL IN ACCORDANCE WITH BS EN 14175.
19. THE DUCTWORK INSTALLATION HAS BEEN DESIGNED AND WILL BE INSTALLED IN ACCORDANCE WITH SHTM 03-01 'VENTILATION IN HEALTHCARE PREMISES', PART A - DESIGN AND VALIDATION.

J	01/05/2018	GENERAL EXTRACT VENT INTRODUCED INTO ROOMS 1-B1-009, 1-B1-010, 1-B1-063 & 1-B1-065 TO ACHIEVE A ROOM BALANCE.	DM/SJ	BR/MM
I	18/10/2017	VENTILATION ADDED INTO SWITCH CUPBOARD 1-N2-007	AW/SJ	BR/JS
H	18/11/2016	DRAWING UPDATED TO REFLECT CURRENT FIRE STRATEGY. TYPICAL DETAIL 2 UPDATED. VENTILATION TO ISOLATION SUITES UPDATED TO REFLECT TYPICAL DETAIL 2.	DM/AW	JS/BR
G	27/07/2016	CVD REFERENCES UPDATED	AW/SJ	JS/BR
F	23/06/2016	VENTILATION DUCTWORK REVISED WITH ALTERNATIVE ISOLATION ROOM VENTILATION SCHEME. INDIVIDUAL SUPPLY BRANCH TAKEN TO ISOLATION SUITES. COMMENTS ADDRESSED. BED LIFT LOBBY VENTILATION OMITTED. REFER TO DRAWING WW-SZ-SL-PL 524-001 FOR DETAILS.	DM/AW	LM/BR
E	04/03/2016	ISSUED AT REVISION E	AW/SJ	JS/BR
D	18/01/2016	ISSUED FOR BUILDING WARRANT	DM/SJ	JS/BR
C	13/11/2015	ISSUED AT REVISION C	DM/SJ	JS/BR
B	30/10/2015	ISSUED AT REVISION B	DM/SJ	JS/BR
A	15/10/2015	ISSUED AT REVISION A	DM/SJ	JS/BR
1	01/07/2015	T1 RDD ISSUE	DM/SJ	JS/BR

Revisions

Project

Re-provision of RHSC and DCN at Little France

Client

NHS Lothian

Title

ZONE Z4 - LEVEL 01
VENTILATION DISTRIBUTION
SHEET 1 OF 2

Drawing No. — Revision

WW-Z4-01-PL-524-001 — J

Scale @ A0 — Date

As indicated — JULY. 2015

Status

CONSTRUCTION

IHS LOTHIAN
INTEGRATED HEALTH SOLUTIONS

ITEM	COMMENT	RESPONSE
1.	NO VENTILATION	VENTILATION ADDED TO ROOMS NOTED
2.	DIFFUSERS NOT SHOWN. DETAIL DIFFUSER TYPE.	DIFFUSERS ADDED. REFER TO SCHEDULES FOR DIFFUSER DETAILS
3.	CONFIRM OF LOBBY VENTILATION SYSTEM	BED LIFT LOBBY OMITTED. REFER TO DRAWING WW-SZ-PL-524-001 FOR DETAILS.

* COMMENTS BASED ON WW-Z4-01-PL-524-001 Rev E - STATUS C.

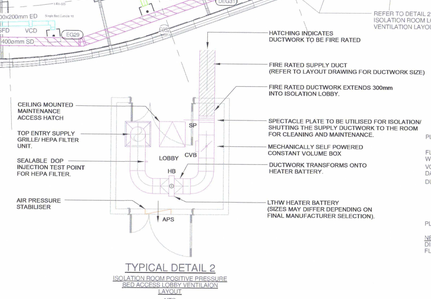

TYPICAL DETAIL 2
ISOLATION ROOM POSITIVE PRESSURE SEMI ACCESS LOBBY VENTILATION LAYOUT
NTS

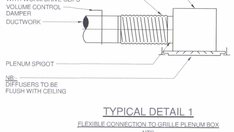

TYPICAL DETAIL 1
FLEXIBLE CONNECTION TO GRILLE PLENUM BOX
NTS

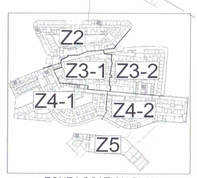

ZONE LOCATION PLAN
N.T.S.



A1 PSR MPX-GC-026820

A47117341

ZONE LOCATION PLAN
N.T.S.

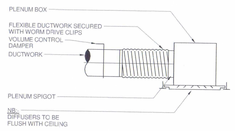

TYPICAL DETAIL 1
FLEXIBLE CONNECTION TO GRILLE PLENUM BOX
NTS

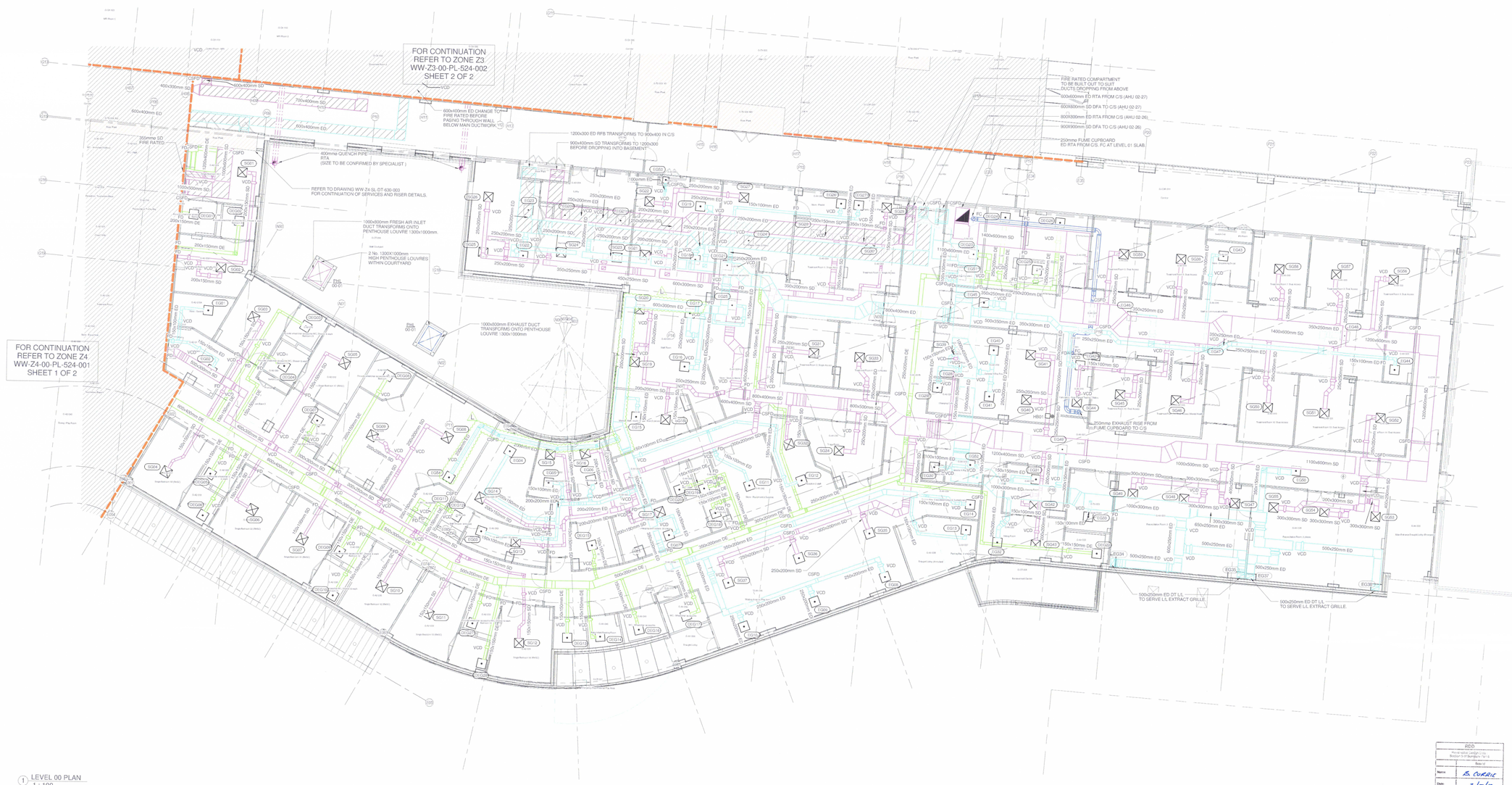

1 LEVEL 00 PLAN
1 : 100

N

Notes

Check all dimensions on site. Do not scale from this drawing.
Report any discrepancies and omissions to drawing originator.
This Drawing is Copyright ©

Designer Identification of Hazard Risk

- Indicates a Residual Risk requiring a Compulsory Action
- Indicates a Residual Risk for Information
- Indicates a Residual Risk requiring a Prohibitive Action
- Indicates a Residual Risk as a Warning

LEGEND

SG	-	SUPPLY GRILLE
EG	-	EXTRACT GRILLE
DEG	-	DRTY EXTRACT GRILLE
VCD	-	VOLUME CONTROL DAMPER
APS	-	AIR PRESSURE STABILISER
MD	-	MOTOR CONTROL DAMPER
CSFD	-	COMBINED SMOKE & FIRE DAMPER
FD	-	FIRE DAMPER
ED	-	EXTRACT DUCT
SD	-	SUPPLY DUCT
DE	-	DIRTY EXTRACT
ISO DE	-	DIRTY ISOLATION EXTRACT
DEF	-	DIRTY EXTRACT FAN
KED	-	KITCHEN EXTRACT DUCT
FAI	-	FRESH AIR INTAKE
EX	-	EXHAUST
AHU	-	AIR HANDLING UNIT
DFA	-	DROP FROM ABOVE
DTB	-	DROP TO BELOW
DTLL	-	DROP TO LOW LEVEL
RTHL	-	RISE TO HIGH LEVEL
RFB	-	RISE FROM BELOW
RTA	-	RISE TO ABOVE
OS	-	OFFSET (UP OR DOWN)
	-	ATTENUATOR
CTA	-	CROSS TALK ATTENUATOR
HB	-	HEATING BATTERY
CVO	-	CONSTANT VOLUME DAMPER
CVB	-	CONSTANT VOLUME BOX
DTG	-	DOOR TRANSFER GRILLE
	-	FIRE RATED DUCTWORK
FC	-	INTUMESCENT FIRE COLLAR
DTG	-	DOOR TRANSFER GRILLE
SP	-	SPIGOTAGLE PLATE

NOTES

1. GENERAL DUCTWORK INSTALLATION TO COMPLY WITH DW144.
2. KITCHEN DUCTWORK INSTALLATION TO COMPLY WITH DW172.
3. COMBINED SMOKE & FIRE DAMPERS TO BE LOCATED AS SHOWN. ALL DUCTWORK PENETRATIONS PASSING THROUGH FLOOR LEVEL STRUCTURAL SLABS SHALL ALSO BE PROVIDED WITH A COMBINED SMOKE & FIRE DAMPER.
4. ALL NEW GRILLES TO BE INSTALLED COMPLETE WITH PLENUM BOX WITH SIDE ENTRY SPIGOT.
5. ALL GRILLES TO BE POLYESTER POWDER COATED TO BS OR RAL COLOUR APPROVED BY ARCHITECT.
6. ALL DIMENSIONS SHOWN ARE IN MILLIMETRES.
7. ALL WORKS & COMMISSIONING TO BE CARRIED OUT IN ACCORDANCE WITH THE SPECIFICATION.
8. PROPOSED VENTILATION WORKS HAVE BEEN DESIGNED AND WILL BE INSTALLED TAKING CODAISANCE OF THE LATEST EDITIONS OF SECTION 6 OF THE TECHNICAL STANDARDS.
9. ALL FINAL CONNECTIONS TO GRILLES TO BE FLEXIBLE CONNECTION.
10. ALL DUCT MOUNTED FANS MUST BE INSTALLED WITH ANTI VIBRATION MOUNTS.
11. FLEXIBLE DUCTING SHALL NOT EXCEED 1 METRE IN LENGTH IN ACCORDANCE SHTM 03-01.
12. ISOLATION ROOM DIRTY EXTRACT DUCTWORK TO BE FIRE RATED.
13. SUPPLY DUCTWORK SERVING ISOLATION ROOMS TO BE FIRE RATED TO ENSURE CONTINUOUS OPERATION DURING FIRE ALARM ACTIVATION.
14. SUPPLY DUCTWORK BRANCH SERVING EACH ISOLATION SUITE SHALL BE FITTED WITH A CUMMING LSK/DL AND FIRE DAMPER AT ENTRY TO THE LOBBY TO BE UTILISED FOR SHUTTING THE ROOM DOWN FOR CLEANING AND MAINTENANCE.
15. FUME CUPBOARD EXTRACT DUCTWORK AND COMPONENTS SHALL BE MANUFACTURED FROM UNPLASTICISED POLYVINYL CHLORIDE (uPVC) COMPLYING WITH HVCA DOCUMENT DW154.
16. ALL FUME CUPBOARDS TO BE SUPPLIED BY OTHERS.
17. ALL PENETRATIONS TO BE SUITABLY FIRE STOPPED VIA INTUMESCENT COLLARS AS REQUIRED, THROUGH BOTH WALLS & SLABS ETC, IN LINE WITH THE ARCHITECTS CURRENT FIRE STRATEGY.
18. FUME CUPBOARD DISCHARGE TO ATMOSPHERE SHALL BE 3000mm ABOVE ROOF LEVEL IN ACCORDANCE WITH BS EN 14175.
19. THE DUCTWORK INSTALLATION HAS BEEN DESIGNED AND WILL BE INSTALLED IN ACCORDANCE WITH SHTM 03-01 'VENTILATION IN HEALTHCARE PREMISES - PART A - DESIGN AND VALIDATION.'

L	01/05/2018	INTO ROOM G A2-028 TO ACHIEVE A ROOM BALANCE. ASSOCIATED EXTRACT DUCTWORK INCREASED IN SIZE TO ACCOMMODATE ADDITIONAL AIR VOLUME.	DM/SJ	BR/MM
K	08/02/2018	DUCTWORK ADDED TO G A2-032 AND G A2-034	AW/AT	BR/MM
J	18/10/2017	MRI DUCTWORK REROUTED VIA THE MAIN HOSPITAL STREET/CORRIDOR INLINE WITH CLIENT REQUIREMENTS. VENTILATION ADDED INTO SWITCH CUPBOARD G A3-005.	AW/SJ	BR/JS
I	17/05/2017	UPDATED TO REFLECT CLIENT REQUIREMENTS	SJ/DM	JS/BR
H	03/02/2017	UPDATED TO REFLECT CLIENT REQUIREMENTS	DM/SJ	JS/BR
G	18/11/2016	DRAWING UPDATED IN LINE WITH CURRENT FIRE STRATEGY DRAWING	DM/AW	JS/BR
F	08/09/2016	MRI ROOM, EMERGENCY EXTRACT DUCTS ADDED, HEATER BATTERY REFRENCES ADDED, BOARD COMMENTS ADDRESSED	AW/AW	LM/BR
E	23/06/2016	VENTILATION DUCTWORK REVISED WITH ALTERNATIVE ISOLATION ROOM VENTILATION SCHEME	DM/AW	JS/BR
D	27/05/2016	ARCHITECTURAL LAYOUT REVISED TO SUIT LVO 041	DM/AW	LM/BR
C	04/03/2016	ISSUED AT REVISION C	AW/SJ	JS/BR
B	18/01/2016	ISSUED FOR BUILDING WARRANT	DM/SJ	JS/BR
A	20/11/2015	ISSUED AT REVISION A	DM/SJ	JS/BR
1	16/07/2015	T1 RDD ISSUE	AW/SJ	JS/BR

Revisions

Project

Re-provision of RHSC and DCN at Little France

Client

NHS Lothian

Title

ZONE Z4 - LEVEL 00
VENTILATION DISTRIBUTION
SHEET 2 OF 2

Drawing No. — Revision

WW-Z4-00-PL-524-002 — L

Scale @ A0 — Date

As indicated — JULY 2015

Status

CONSTRUCTION

IHS LOTHIAN
INTEGRATED HEALTH SOLUTIONS

RDD
Name: B. CURRIE
Date: 3/6/16
Sign: [redacted]
Issue: B
REFER TO MPX-GC-003884

Brookfield MULTIPLEX
Built to outperform.
Construction Document Review
RHSC & DCN Edinburgh
Comments
Amendments to comments, Works and Activities within 7 business days
Rejected - works and activities within 7 business days
Date: 06/5/16
Signature: [redacted]
Comments: Acceptance of this document does not relieve the Subcontractor of any of its obligations or responsibilities under the Subcontract or any other Agreement, all applicable Statutory requirements, design and all other responsibilities. Subcontractors design are to be checked by others. Subcontractors are to carry out any and all checking of their own as to ambiguities, discrepancies, omissions or errors within the Document or between it and any other Document.
REFER TO MPX-GC-036820

RDD COMMENTS

ITEM	COMMENT	RESPONSE
1.	STATUS A.	NO COMMENTS.

* COMMENTS BASED ON WW-Z4-00-PL-524-002 Rev G - STATUS A.

| | | | |

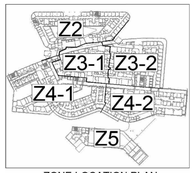

ZONE LOCATION PLAN
N.T.S.

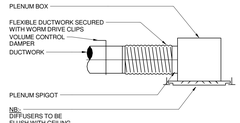

TYPICAL DETAIL 1
FLEXIBLE CONNECTION TO GRILLE PLENUM BOX
NTS

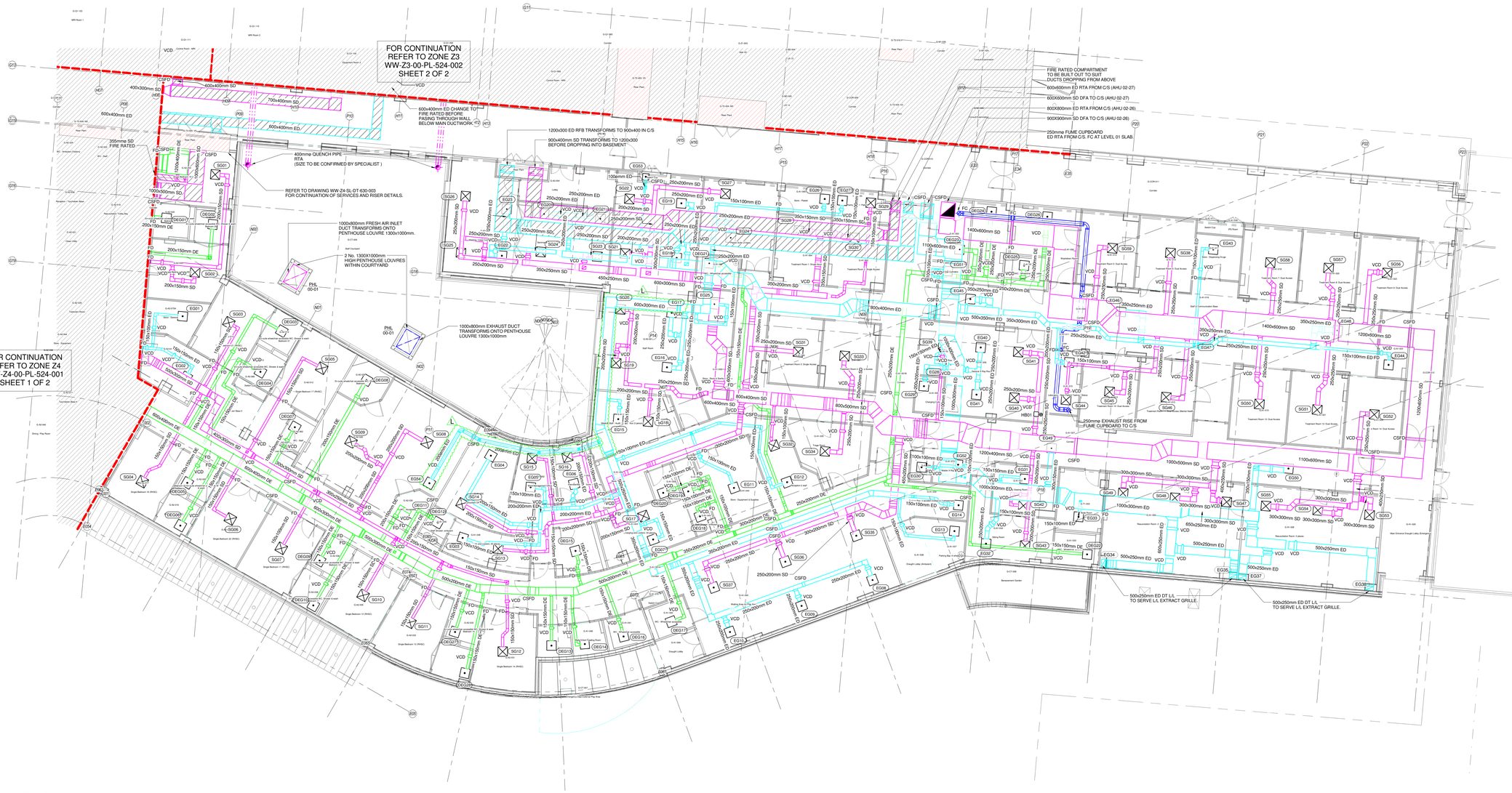

1 LEVEL 00 PLAN
1 : 100

RDD COMMENTS

ITEM	COMMENT	RESPONSE
1.	STATUS A.	NO COMMENTS.

* COMMENTS BASED ON WW-Z4-00-PL-524-002 Rev G - STATUS A.

N

Notes

Check all dimensions on site. Do not scale from this drawing.
Report any discrepancies and omissions to drawing originator.
This Drawing is Copyright. ©

Designer Identification of Hazard Risk

- Indicates a Residual Risk requiring a Compulsary Action
- Indicates a Residual Risk for Information
- Indicates a Residual Risk requiring a Prohibitive Action
- Indicates a Residual Risk as a Warning

LEGEND

SG	-	SUPPLY GRILLE
EG	-	EXTRACT GRILLE
DEG	-	DIRTY EXTRACT GRILLE
VCD	-	VOLUME CONTROL DAMPER
APS	-	AIR PRESSURE STABILISER
MD	-	MOTOR CONTROL DAMPER
CSFD	-	COMBINED SMOKE & FIRE DAMPER
FD	-	FIRE DAMPER
ED	-	EXTRACT DUCT
SD	-	SUPPLY DUCT
DE	-	DIRTY EXTRACT
ISO DE	-	DIRTY ISOLATION EXTRACT
DEF	-	DIRTY EXTRACT FAN
KED	-	KITCHEN EXTRACT DUCT
FAI	-	FRESH AIR INTAKE
EX	-	EXHAUST
AHU	-	AIR HANDLING UNIT
DFA	-	DROP FROM ABOVE
DTB	-	DROP TO BELOW
DTL/L	-	DROP TO LOW LEVEL
RTH/L	-	RISE TO HIGH LEVEL
RFB	-	RISE FROM BELOW
RTA	-	RISE TO ABOVE
OS	-	OFFSET (UP OR DOWN)
	-	ATTENUATOR
CTA	-	CROSS TALK ATTENUATOR
HB	-	HEATING BATTERY
CVD	-	CONSTANT VOLUME DAMPER
CVB	-	CONSTANT VOLUME BOX
DTG	-	DOOR TRANSFER GRILLE
	-	FIRE RATED DUCTWORK
FC	-	INTUMESCENT FIRE COLLAR
DTG	-	DOOR TRANSFER GRILLE
SP	-	SPECTACLE PLATE

NOTES

1. GENERAL DUCTWORK INSTALLATION TO COMPLY WITH DW/144.
2. KITCHEN DUCTWORK INSTALLATION TO COMPLY WITH DW/172.
3. COMBINED SMOKE & FIRE DAMPERS TO BE LOCATED AS SHOWN. ALL DUCTWORK PENETRATIONS PASSING THROUGH FLOOR LEVEL STRUCTURAL SLABS SHALL ALSO BE PROVIDED WITH A COMBINED SMOKE & FIRE DAMPER.
4. ALL NEW GRILLES TO BE INSTALLED COMPLETE WITH PLENUM BOX WITH SIDE ENTRY SPIGOT.
5. ALL GRILLES TO BE POLYESTER POWDER COATED TO BS OR RAL COLOUR APPROVED BY ARCHITECT.
6. ALL DIMENSIONS SHOWN ARE IN MILLIMETRES.
7. ALL WORKS & COMMISSIONING TO BE CARRIED OUT IN ACCORDANCE WITH THE SPECIFICATION.
8. PROPOSED VENTILATION WORKS HAVE BEEN DESIGNED AND WILL BE INSTALLED, TAKING COGNISANCE OF THE EFFICIENCY REQUIREMENTS OF SECTION 6 OF THE TECHNICAL STANDARDS.
9. ALL FINAL CONNECTIONS TO GRILLES TO BE FLEXIBLE CONNECTION.
10. ALL DUCT MOUNTED FANS MUST BE INSTALLED WITH ANTI VIBRATION MOUNTS.
11. FLEXIBLE DUCTING SHALL NOT EXCEED 1 METRE IN LENGTH IN ACCORDANCE SHTM 03-01.
12. ISOLATION ROOM DIRTY EXTRACT DUCTWORK TO BE FIRE RATED.
13. SUPPLY DUCTWORK SERVING ISOLATION ROOMS TO BE FIRE RATED TO ENSURE CONTINUOUS OPERATION DURING FIRE ALARM ACTIVATION.
14. SUPPLY DUCTWORK BRANCH SERVING EACH ISOLATION SUITE SHALL BE FITTED WITH A COMBINED SMOKE AND FIRE DAMPER AT ENTRY TO THE LOBBY TO BE UTILIZED FOR SHUTTING THE ROOM DOWN FOR CLEANING AND MAINTENANCE.
15. FUME CUPBOARD EXTRACT DUCTWORK AND COMPONENTS SHALL BE MANUFACTURED FROM UNPLASTICISED POLYVINYL CHLORIDE (uPVC) COMPLYING WITH HVCA DOCUMENT DW154.
16. ALL FUME CUPBOARDS TO BE SUPPLIED BY OTHERS.
17. ALL PENETRATIONS TO BE SUITABLY FIRE STOPPED VIA APPROVED METHODS AS REQUIRED, THROUGH BOTH WALLS & SLABS ETC. IN LINE WITH THE ARCHITECTS CURRENT FIRE STRATEGY.
18. FUME CUPBOARD DISCHARGE TO ATMOSPHERE SHALL BE 300mm ABOVE ROOF LEVEL IN ACCORDANCE WITH BS EN 14175.
19. THE DUCTWORK INSTALLATION HAS BEEN DESIGNED AND WILL BE INSTALLED IN ACCORDANCE WITH SHTM 03-01 'VENTILATION IN HEALTHCARE PREMISES ; PART A - DESIGN AND VALIDATION.

L	01/05/2018	GENERAL EXTRACT VENT INTRODUCED INTO ROOM G-A2-028 TO ACHIEVE A ROOM BALANCE. ASSOCIATED EXTRACT DUCTWORK INCREASED IN SIZE TO ACCOMMODATE ADDITIONAL AIR VOLUME.	DM/SJ	BR/MM
K	08/02/2018	DUCTWORK ADDED TO G-A2-032 AND G-A2-034	AW/AT	BR/MM
J	18/10/2017	MRI DUCTWORK REROUTED VIA THE MAIN HOSPITAL STREET/CORRIDOR INLINE WITH CLIENT REQUIREMENTS. VENTILATION ADDED INTO SWITCH CUPBOARD G-A3-005.	AW/SJ	BR/JS
I	17/03/2017	UPDATED TO REFLECT CLIENT REQUIREMENTS.	SJ/DM	JS/BR
H	03/02/2017	UPDATED TO REFLECT CLIENT REQUIREMENTS.	DM/SJ	JS/BR
G	18/11/2016	DRAWING UPDATED IN LINE WITH CURRENT FIRE STRATEGY DRAWING.	DM/AW	JS/BR
F	08/08/2016	MRI ROOM, EMERGENCY EXTRACT DUCTS ADDED. HEATER BATTERY REFRECES ADDED. BOARD COMMENTS ADDRESSED.	AW/AW	LM/BR
E	23/06/2016	VENTILATION DUCTWORK REVISED WITH ALTERNATIVE ISOLATION ROOM VENTILATION SCHEME.	DM/AW	JS/BR
D	27/05/2016	ARCHITECTURAL LAYOUT REVISED TO SUIT LVC 041.	DM/AW	LM/BR
C	04/03/2016	ISSUED AT REVISION C	AW/SJ	JS/BR
B	18/01/2016	ISSUED FOR BUILDING WARRANT	DM/SJ	JS/BR
A	20/11/2016	ISSUED AT REVISION A	DM/SJ	JS/BR
1	16/07/2015	T1 RDD ISSUE	AW/SJ	JS/BR

Revisions

Project

Re-provision of RHSC and DCN at Little France

Client

NHS Lothian

Title

ZONE Z4 - LEVEL 00
VENTILATION DISTRIBUTION
SHEET 2 OF 2

Drawing No. — Revision

WW-Z4-00-PL-524-002 — L

Scale @ A0 — Date

As indicated — JULY 2015

Status

CONSTRUCTION

IHS LOTHIAN
INTEGRATED HEALTH SOLUTIONS

| | | | |

ZONE LOCATION PLAN
N.T.S.

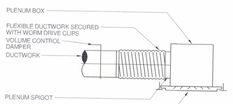

TYPICAL DETAIL 1
FLEXIBLE CONNECTION TO GRILLE PLENUM BOX
NTS

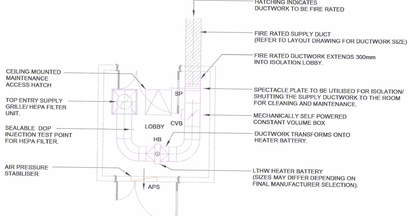

TYPICAL DETAIL 2
ISOLATION ROOM POSITIVE PRESSURE AND ACCESS LOBBY VENTILATION LAYOUT
NTS

RDD COMMENTS

ITEM	COMMENT	RESPONSE
1.	DIFFUSERS NOT SHOWN. DETAIL DIFFUSER TYPE.	DIFFUSERS ADDED. REFER TO SCHEDULES FOR DIFFUSER DETAILS
2.	CONFIRM LOBBY VENTILATION SYSTEM DESCRIPTION	BED LIFT LOBBY OMITTED. REFER TO DRAWING WW-SZ-PL-524-001 FOR DETAILS.
3.	CLARIFICATION OF DE DUCT SIZE.	DUCT SIZES AMENDED.
4.	NOTE OF COMPLIANCE WITH SHTM 03-01 TO BE ADDED TO VENT DRAWINGS	NOTE 19. ADDED
5.	TYPICAL DETAIL 2 TO BE REVIEWED.	AWAITING FEEDBACK FROM NHS INFECTIONS CONTROL. ANY COMMENTS WILL BE INCLUDED ON THE NEXT REVISION.

* COMMENTS BASED ON WW-24-00-PL-524-001 Rev F - STATUS B.

NOTES

1. GENERAL DUCTWORK INSTALLATION TO COMPLY WITH DW/144.
2. KITCHEN DUCTWORK INSTALLATION TO COMPLY WITH DW/172.
3. COMBINED SMOKE & FIRE DAMPERS TO BE LOCATED AS SHOWN. ALL DUCTWORK PENETRATIONS PASSING THROUGH FLOOR LEVEL STRUCTURAL SLABS SHALL ALSO BE PROVIDED WITH A COMBINED SMOKE & FIRE DAMPER.
4. ALL NEW GRILLES TO BE INSTALLED COMPLETE WITH PLENUM BOX WITH SIDE ENTRY SPIGOT.
5. ALL GRILLES TO BE POLYESTER POWDER COATED TO BS OR RAL COLOUR APPROVED BY ARCHITECT.
6. ALL DIMENSIONS SHOWN ARE IN MILLIMETRES.
7. ALL WORKS & COMMISSIONING TO BE CARRIED OUT IN ACCORDANCE WITH THE SPECIFICATION.
8. PROPOSED VENTILATION WORKS HAVE BEEN DESIGNED AND WILL BE INSTALLED, TAKING COGNISANCE OF THE EFFICIENCY REQUIREMENTS OF SECTION 6 OF THE TECHNICAL STANDARDS.
9. ALL FINAL CONNECTIONS TO GRILLES TO BE FLEXIBLE CONNECTION.
10. ALL DUCT MOUNTED FANS MUST BE INSTALLED WITH ANTI VIBRATION MOUNTS.
11. FLEXIBLE DUCTING SHALL NOT EXCEED 1 METRE IN LENGTH IN ACCORDANCE SHTM 03-01.
12. ISOLATION ROOM/ DIRTY EXTRACT DUCTWORK TO BE FIRE RATED.

    SUPPLY DUCTWORK SERVING ISOLATION ROOMS TO BE FIRE RATED
13. TO ENSURE CONTINUOUS OPERATION DURING FIRE ALARM ACTIVATION.

    SUPPLY DUCTWORK BRANCH SERVING EACH ISOLATION SUITE SHALL BE FITTED WITH A COMBINED SMOKE AND FIRE DAMPER AT ENTRY TO THE LOBBY TO BE UTILIZED FOR SHUTTING THE ROOM DOWN FOR CLEANING AND MAINTENANCE.
14. FUME CUPBOARD EXTRACT DUCTWORK AND COMPONENTS SHALL BE CONSTRUCTED FROM POLYPROPYLENE (PP), POLYVINYL CHLORIDE (UPVC) COMPLYING WITH HVCA DOCUMENT DW/154.
15. ALL FUME CUPBOARDS TO BE SUPPLIED BY OTHERS.
16. ALL PENETRATIONS TO BE SUITABLY FIRE STOPPED VIA INTUMESCENT COLLARS AS REQUIRED, THROUGH BOTH WALLS & FLOORS, IN LINE WITH THE ARCHITECT'S CURRENT FIRE STRATEGY.
17. FUME CUPBOARD DISCHARGE TO ATMOSPHERE SHALL BE 3000mm ABOVE ROOF LEVEL IN ACCORDANCE WITH BS EN 14175.

    THE DUCTWORK INSTALLATION HAS BEEN DESIGNED AND WILL BE
18. INSTALLED IN ACCORDANCE WITH SHTM 03-01 'VENTILATION IN HEALTHCARE PREMISES - PART A - DESIGN AND VALIDATION.

N

Notes
Check all dimensions on site. Do not scale from this drawing.
Report any discrepancies and omissions to drawing originator.
This Drawing is Copyright ©

Designer Identification of Hazard Risk

- Indicates a Residual Risk requiring a Compulsory Action
- Indicates a Residual Risk for Information
- Indicates a Residual Risk requiring a Prohibitive Action
- Indicates a Residual Risk as a Warning

LEGEND

SG	=	SUPPLY GRILLE
EG	=	EXTRACT GRILLE
DEG	=	DIRTY EXTRACT GRILLE
VCD	=	VOLUME CONTROL DAMPER
APS	=	AIR PRESSURE STABILISER
MD	=	MOTOR CONTROL DAMPER
CSFD	=	COMBINED SMOKE & FIRE DAMPER
FD	=	FIRE DAMPER
ED	=	EXTRACT DUCT
SD	=	SUPPLY DUCT
DE	=	DIRTY EXTRACT
ISO DE	=	DIRTY ISOLATION EXTRACT
DEF	=	DIRTY EXTRACT FAN
KED	=	KITCHEN EXTRACT DUCT
FAI	=	FRESH AIR INTAKE
EX	=	EXHAUST
AHU	=	AIR HANDLING UNIT
DFA	=	DROP FROM ABOVE
DTB	=	DROP TO BELOW
DTLL	=	DROP TO LOW LEVEL
RTHL	=	RISE TO HIGH LEVEL
RFB	=	RISE FROM BELOW
RTA	=	RISE TO ABOVE
OS	=	OFFSET (UP OR DOWN)
	=	ATTENUATOR
CTA	=	CROSS TALK ATTENUATOR
HB	=	HEATING BATTERY
CVD	=	CONSTANT VOLUME DAMPER
CVB	=	CONSTANT VOLUME BOX
DTG	=	DOOR TRANSFER GRILLE
	=	FIRE RATED DUCTWORK
FC	=	INTUMESCENT FIRE COLLAR
DTG	=	DOOR TRANSFER GRILLE
SP	=	SPECTACLE PLATE

FOR CONTINUATION REFER TO ZONE Z2 SEE DRAWING NO. WW-Z2-00-PL-524-001

FOR CONTINUATION REFER TO ZONE Z3 SHEET 1 OF 2 SEE DRAWING NO. WW-Z3-00-PL-524-001

FOR CONTINUATION REFER TO ZONE Z3 SHEET 1 OF 2 SEE DRAWING NO. WW-Z3-00-PL-524-001

REFER TO DRAWING WW-Z3-SL-DT-630-001 FOR CONTINUATION OF SERVICES AND RISER DETAILS

REFER TO DRAWING WW-Z4-SL-DT-630-001 FOR CONTINUATION OF SERVICES AND RISER DETAILS

REFER TO DETAIL 2 TYPICAL ISOLATION ROOM LOBBY VENTILATION LAYOUT

1000X800mm FIRE RATED FAI TRANSFORMS TO 4000X1000mm SD TO CONNECT TO EXTERNAL LOUVRE

1000X800mm FIRE RATED EX TRANSFORMS TO 4000X1000mm ED TO CONNECT TO EXTERNAL LOUVRE

1000x800mm FIRE RATED EX RFB TO C/S
1000X800mm FIRE RATED FAI DTB FROM C/S TO SERVE TRANSFORMER ROOM

FOR CONTINUATION, REFER TO ZONE Z4 SHEET 2 OF 2 SEE DRAWING NO. WW-Z4-00-PL-524-002

1 LEVEL 00 PLAN
1 : 100

RDD
Reviewed by Design Group Director 3 of Schedule Pg 1.
Ref #
B. Durrell 2/5/13
Date
B
REFER TO MM-GC-003699

Brookfield | BAM MULTIPLEX
Built to outperform.
Contractor Document Review
RHSC & DCN Edinburgh
1 ☐ No Comment
2 ☑ Noted subject to comments, advise and resubmit within 7 working days
3 ☐ Rejected - review and resubmit within 7 Business days.
Checked by
Date: 25/5/15
Brookfield Multiplex Wales & Cornwall Ltd. (Under the Control of its Employers will report to contractor on conformity with the other Contractor's and specialist Subcontractor's design and the project Agreements. Employer's Requirements and Do not take responsibility for ensuring that there are no ambiguities, discrepancies, inconsistencies or omissions within this document or between it and any other design document.

REFER TO MM-GC-026830

K	01/05/2018	GENERAL EXTRACT VENT INTRODUCED INTO ROOMS G-A2-054 & G-A2-066 TO ACHIEVE A ROOM BALANCE.	DM/SJ BR/MM
J	18/10/2017	MRI DUCTWORK REROUTED VIA THE MAIN HOSPITAL STREET/CORRIDOR VAUNE WITH CLIENT REQUIREMENTS. CSFD s REMOVED ON TRANSFORMER ROOM SUPPLY AND EXTRACT DUCTWORK. DUCTWORK CHANGED TO FIRE RATED FOR FINAL RUN TO EXTERNAL LOUVRES.	AW/SJ BR/JS
I	18/12/2016	DRAWING UPDATED INLINE WITH CURRENT FIRE STRATEGY. ISOLATION LOBBY UPDATED & DEPT. 20 VENT UPDATED. CAMHS OPEN SPACE VENTILATION UPDATED TO SUIT PROPOSED VAULTED CEILING (ATD17.1)	DM/SJ AW/BR
H	19/09/2016	DRAWING UPDATED IN LINE WITH CURRENT FIRE STRATEGY DRAWING. CSFD'S & FDS ADDED.	DM/SJ BR
G	03/08/2016	MRI ROOM, EMERGENCY EXTRACT DUCTS ADDED. HEATER BATTERY REFRENCES ADDED. BOARD COMMENTS ADDRESSED.	AM/AW LM/BR
F	23/06/2016	VENTILATION DUCTWORK REVISED WITH CLIENT REQUIREMENTS. MRI ROOM VENTILATION SCHEME. INDIVIDUAL SUPPLY BRANCH TAKEN TO ISOLATION SUITE. COOLING BATTERIES ADDED. BOARD COMMENTS ADDRESSED. BED LIFT LOBBY VENTILATION OMITTED REFER TO DRAWING WW-SZ-SL-PL-524-001 FOR DETAILS.	DM/SJ JS/BR
E	04/03/2016	ISSUED AT REVISION E	AW/SJ JS/BR
D	18/01/2016	ISSUED FOR BUILDING WARRANT	DM/SJ JS/BR
C	15/01/2015	CAMHS DEPARTMENT UPDATED TO REFELECT NEW ARCHITECTS LAYOUT.	DM/SJ JS/BR
B	21/10/2014	ISSUED AT REVISION B	DM/SJ WT/BR
A	07/10/2014	ISSUED AT REVISION A	DM/SJ WT/BR
1	16/07/2013	T1 RDD ISSUE	DM/SJ JS/BR

Revisions

Project

Re-provision of RHSC and DCN at Little France

Client

NHS Lothian

Title

ZONE Z4 - LEVEL 00
VENTILATION DISTRIBUTION
SHEET 1 OF 2

Drawing No.	Revision
WW-Z4-00-PL-524-001	K

Scale @ A0: As indicated
Date: JULY. 2015

Status: CONSTRUCTION

IHS LOTHIAN
INTEGRATED HEALTH SOLUTIONS

A47117341

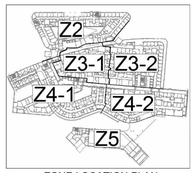

ZONE LOCATION PLAN
N.T.S.

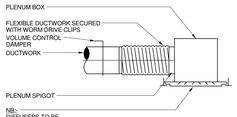

TYPICAL DETAIL 1
FLEXIBLE CONNECTION TO GRILLE PLENUM BOX
NTS

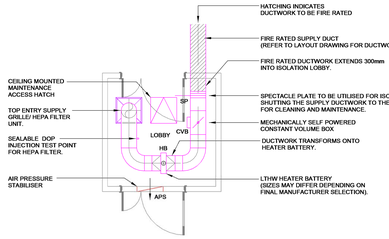

TYPICAL DETAIL 2
ISOLATION ROOM POSITIVE PRESSURE BED ACCESS LOBBY VENTILATION LAYOUT
NTS

RDD COMMENTS

ITEM	COMMENT	RESPONSE
1.	DIFFUSERS NOT SHOWN. DETAIL DIFFUSER TYPE.	DIFFUSERS ADDED. REFER TO SCHEDULES FOR DIFFUSER DETAILS
2.	CONFIRM LOBBY VENTILATION SYSTEM DESCRIPTION	BED LIFT LOBBY OMITTED. REFER TO DRAWING WW-SZ-PL-524-001 FOR DETAILS.
3.	CLARIFICATION OF DE DUCT SIZE.	DUCT SIZES AMENDED.
4.	NOTE OF COMPLIANCE WITH SHTM 03-01 TO BE ADDED TO VENT DRAWINGS	NOTE 19. ADDED
5.	TYPICAL DETAIL 2 TO BE REVIEWED.	AWAITING FEEDBACK FROM NHS INFECTIONS CONTROL. ANY COMMENTS WILL BE INCLUDED ON THE NEXT REVISION.

* COMMENTS BASED ON WW-Z4-00-PL-524-001 Rev F - STATUS B.

NOTES

1. GENERAL DUCTWORK INSTALLATION TO COMPLY WITH DW144.
2. KITCHEN DUCTWORK INSTALLATION TO COMPLY WITH DW172.
3. COMBINED SMOKE & FIRE DAMPERS TO BE LOCATED AS SHOWN. ALL DUCTWORK PENETRATIONS PASSING THROUGH FLOOR LEVEL STRUCTURAL SLABS SHALL ALSO BE PROVIDED WITH A COMBINED SMOKE & FIRE DAMPER.
4. ALL NEW GRILLES TO BE INSTALLED COMPLETE WITH PLENUM BOX WITH SIDE ENTRY SPIGOT.
5. ALL GRILLES TO BE POLYESTER POWDER COATED TO BS OR RAL COLOUR APPROVED BY ARCHITECT.
6. ALL DIMENSIONS SHOWN ARE IN MILLIMETRES.
7. ALL WORKS & COMMISSIONING TO BE CARRIED OUT IN ACCORDANCE WITH THE SPECIFICATION.
8. PROPOSED VENTILATION WORKS HAVE BEEN DESIGNED AND WILL BE INSTALLED, TAKING COGNISANCE OF THE EFFICIENCY REQUIREMENTS OF SECTION 6 OF THE TECHNICAL STANDARDS.
9. ALL FINAL CONNECTIONS TO GRILLES TO BE FLEXIBLE CONNECTION.
10. ALL DUCT MOUNTED FANS MUST BE INSTALLED WITH ANTI VIBRATION MOUNTS.
11. FLEXIBLE DUCTING SHALL NOT EXCEED 1 METRE IN LENGTH IN ACCORDANCE SHTM 03-01.
12. ISOLATION ROOM DIRTY EXTRACT DUCTWORK TO BE FIRE RATED.

    SUPPLY DUCTWORK SERVING ISOLATION ROOMS TO BE FIRE RATED
13. TO ENSURE CONTINUOUS OPERATION DURING FIRE ALARM ACTIVATION.

    SUPPLY DUCTWORK BRANCH SERVING EACH ISOLATION SUITE SHALL BE FITTED WITH A COMBINED SMOKE AND FIRE DAMPER AT ENTRY TO THE LOBBY TO BE UTILIZED FOR SHUTTING THE ROOM DOWN FOR CLEANING AND MAINTENANCE.
14. SHALL BE FITTED WITH A COMBINED SMOKE AND FIRE DAMPER AT ENTRY TO THE LOBBY TO BE UTILIZED FOR SHUTTING THE ROOM DOWN FOR CLEANING AND MAINTENANCE.
15. FUME CUPBOARD EXTRACT DUCTWORK AND COMPONENTS SHALL BE MANUFACTURED FROM UNPLASTICISED POLYVINYL CHLORIDE (UPVC) COMPLYING WITH HVCA DOCUMENT DW154.
16. ALL FUME CUPBOARDS TO BE SUPPLIED BY OTHERS.
17. ALL PENETRATIONS TO BE SUITABLY FIRE STOPPED VIA INTUMESCENT COLLARS AS REQUIRED, THROUGH BOTH WALLS & SLABS ETC. IN LINE WITH THE ARCHITECTS CURRENT FIRE STRATEGY.
18. FUME CUPBOARD DISCHARGE TO ATMOSPHERE SHALL BE 3000mm ABOVE ROOF LEVEL IN ACCORDANCE WITH BS EN 14175.

    THE DUCTWORK INSTALLATION HAS BEEN DESIGNED AND WILL BE
19. INSTALLED IN ACCORDANCE WITH SHTM 03-01 "VENTILATION IN HEALTHCARE PREMISES , PART A - DESIGN AND VALIDATION.

N

Notes

Check all dimensions on site. Do not scale from this drawing.
Report any discrepancies and omissions to drawing originator.
This Drawing is Copyright ©

Designer Identification of Hazard Risk

- Indicates a Residual Risk requiring a Compulsary Action
- Indicates a Residual Risk for Information
- Indicates a Residual Risk requiring a Prohibitive Action
- Indicates a Residual Risk as a Warning

LEGEND

SG	-	SUPPLY GRILLE
EG	-	EXTRACT GRILLE
DEG	-	DIRTY EXTRACT GRILLE
VCD	-	VOLUME CONTROL DAMPER
APS	-	AIR PRESSURE STABILISER
MD	-	MOTOR CONTROL DAMPER
CSFD	-	COMBINED SMOKE & FIRE DAMPER
FD	-	FIRE DAMPER
ED	-	EXTRACT DUCT
SD	-	SUPPLY DUCT
DE	-	DIRTY EXTRACT
ISO DE	-	DIRTY ISOLATION EXTRACT
DEF	-	DIRTY EXTRACT FAN
KED	-	KITCHEN EXTRACT DUCT
FAI	-	FRESH AIR INTAKE
EX	-	EXHAUST
AHU	-	AIR HANDLING UNIT
DFA	-	DROP FROM ABOVE
DTB	-	DROP TO BELOW
DTL/L	-	DROP TO LOW LEVEL
RTH/L	-	RISE TO HIGH LEVEL
RFB	-	RISE FROM BELOW
RTA	-	RISE TO ABOVE
OS	-	OFFSET (UP OR DOWN)
	-	ATTENUATOR
CTA	-	CROSS TALK ATTENUATOR
HB	-	HEATING BATTERY
CVD	-	CONSTANT VOLUME DAMPER
CVB	-	CONSTANT VOLUME BOX
DTG	-	DOOR TRANSFER GRILLE
	-	FIRE RATED DUCTWORK
FC	-	INTUMESCENT FIRE COLLAR
DTG	-	DOOR TRANSFER GRILLE
SP	-	SPECTACLE PLATE

FOR CONTINUATION REFER TO ZONE Z2 SEE DRAWING NO. WW-Z2-00-PL-524-001

FOR CONTINUATION REFER TO ZONE Z3 SHEET 1 OF 2 SEE DRAWING NO. WW-Z3-00-PL-524-001

FOR CONTINUATION REFER TO ZONE Z3 SHEET 1 OF 2 SEE DRAWING NO. WW-Z3-00-PL-524-001

REFER TO DRAWING WW-Z3-SL-DT-630-001. FOR CONTINUATION OF SERVICES AND RISER DETAILS.

REFER TO DRAWING WW-Z4-SL-DT-630-001 FOR CONTINUATION OF SERVICES AND RISER DETAILS

REFER TO DETAIL 2 TYPICAL ISOLATION ROOM LOBBY VENTILATION LAYOUT.

FOR CONTINUATION, REFER TO ZONE Z4 SHEET 2 OF 2 SEE DRAWING NO. WW-Z4-00-PL-524-002

1000X800mm FIRE RATED FAI TRANSFORMS TO 4000X1000mm SD TO CONNECT TO EXTERNAL LOUVRE

1000X800mm FIRE RATED EX TRANSFORMS TO 4000X1000mm ED TO CONNECT TO EXTERNAL LOUVRE

1000x800mm FIRE RATED EX RFB TO C/S
1000x800mm FIRE RATED FAI DTB FROM C/S TO SERVE TRANSFORMER ROOM

1 LEVEL 00 PLAN
1 : 100

A47117341

Rev	Date	Description	Drawn	Checked
K	01/05/2018	GENERAL EXTRACT VENT INTRODUCED INTO ROOMS G-A2-054 & G-A2-046 TO ACHIEVE A ROOM BALANCE.	DM SJ	BR/ MM
J	18/10/2017	MRI DUCTWORK REROUTED VIA THE MAIN HOSPITAL STREET/CORRIDOR INLINE WITH CLIENT REQUIREMENTS. CSFD's REMOVED ON TRANSFORMER ROOM SUPPLY AND EXTRACT DUCTWORK. DUCTWORK CHANGED TO FIRE RATED FOR FINAL RUN TO EXTERNAL LOUVRES.	AW/ SJ	BR/ JS
I	18/11/2016	DRAWING UPDATED INLINE WITH CURRENT FIRE STRATEGY. ISOLATION LOBBY UPDATED & DEPT J2 VENT UPDATED. CAMHS OPEN SPACE VENTILATION UPDATED TO SUIT PROPOSED VAULTED CEILING (ATD17.1)	DM/ AW	JS/ BR
H	19/08/2016	DRAWING UPDATED IN LINE WITH CURRENT FIRE STRATEROY DRAWING. CSFD'S & FD'S ADDED.	DM/ SJ	JS/ BR
G	08/08/2016	MRI ROOM, EMERGENCY EXTRACT DUCTS ADDED. HEATER BATTERY REFRENCES ADDED. BOARD COMMENTS ADDRESSED.	AM/ AW	LM/ BR
F	23/06/2016	VENTILATION DUCTWORK REVISED WITH ALTERNATIVE ISOLATION ROOM VENTILATION SCHEME. INDIVIDUAL SUPPLY BRANCH TAKEN TO ISOLATION SUITE. COOLING BATTERIES ADDED. BOARD COMMENTS ADDRESSED. BED LIFT LOBBY VENTILATION OMITTED - REFER TO DRAWING WW-SZ-SL-PL-524-001 FOR DETAILS.	DM/ AW	JS/ BR
E	04/03/2016	ISSUED AT REVISION E	AW/ SJ	JS/ BR
D	18/01/2016	ISSUED FOR BUILDING WARRANT	DM/ SJ	JS/ BR
C	15/01/2015	CAMHS DEPARTMENT UPDATED TO REFLEJECT NEW ARCHITECTS LAYOUT	DM/ SJ	JS/ BR
B	21/10/2015	ISSUED AT REVISION B	DM/ SJ	WT/ BR
A	07/10/2015	ISSUED AT REVISION A	DM/ SJ	WT/ BR
1	16/07/2015	T1 RDD ISSUE	DM/ SJ	JS/ BR

Revisions

Project

Re-provision of RHSC and DCN at Little France

Client

NHS Lothian

Title

ZONE Z4 - LEVEL 00
VENTILATION DISTRIBUTION
SHEET 1 OF 2

Drawing No. — Revision

WW-Z4-00-PL-524-001 — K

Scale @ A0 — Date

As indicated — JULY. 2015

Status

CONSTRUCTION

IHS LOTHIAN
INTEGRATED HEALTH SOLUTIONS

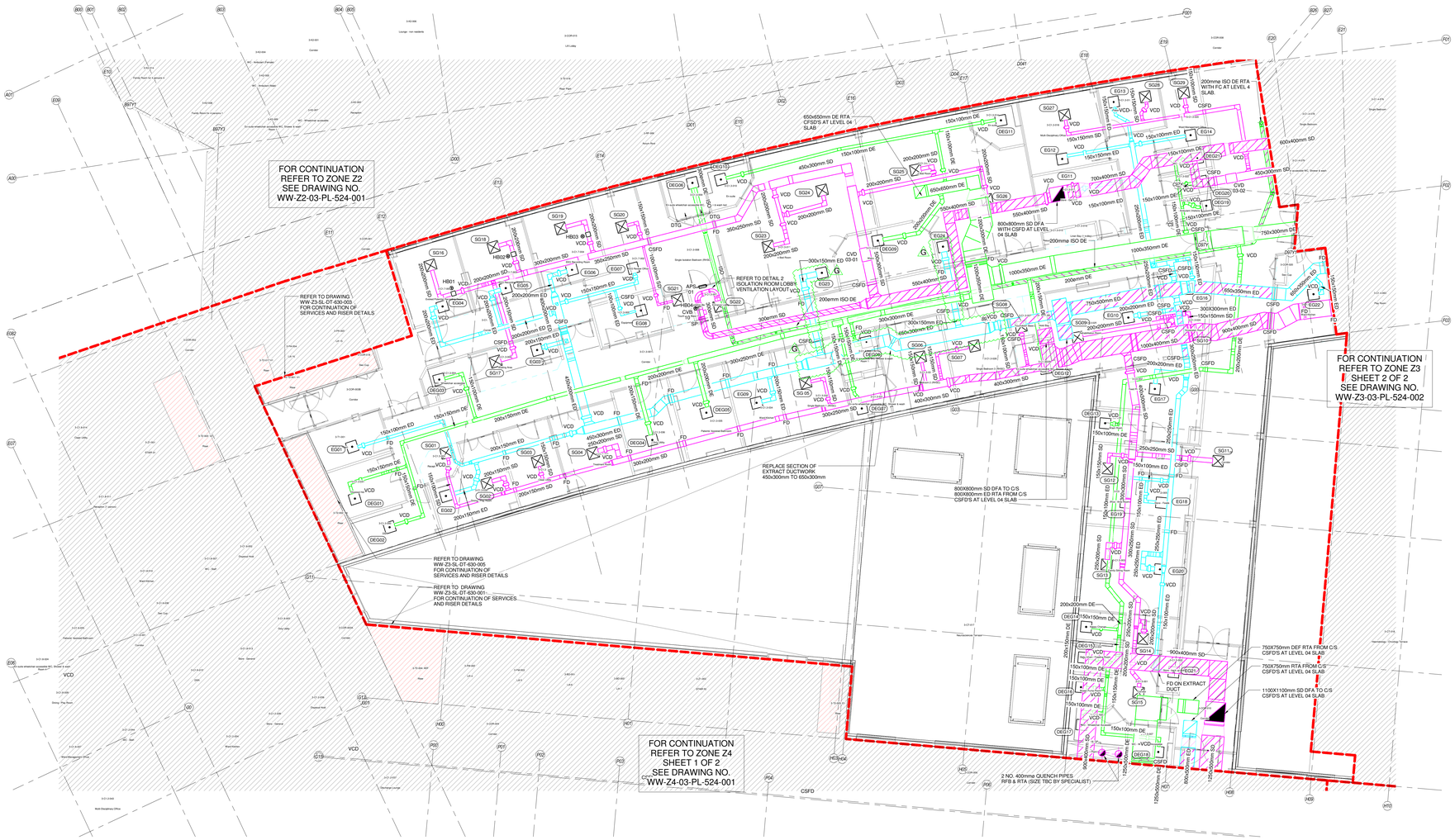

N

Notes

Check all dimensions on site. Do not scale from this drawing.
Report any discrepancies and omissions to drawing originator.
This Drawing is Copyright. ©

Designer Identification of Hazard Risk

- Indicates a Residual Risk requiring a Compulsary Action
- Indicates a Residual Risk for Information
- Indicates a Residual Risk requiring a Prohibitive Action
- Indicates a Residual Risk as a Warning

LEGEND

SG	-	SUPPLY GRILLE
EG	-	EXTRACT GRILLE
DEG	-	DIRTY EXTRACT GRILLE
VCD	-	VOLUME CONTROL DAMPER
APS	-	AIR PRESSURE STABILISER
MD	-	MOTOR CONTROL DAMPER
CSFD	-	COMBINED SMOKE & FIRE DAMPER
FD	-	FIRE DAMPER
ED	-	EXTRACT DUCT
SD	-	SUPPLY DUCT
DE	-	DIRTY EXTRACT
ISO DE	-	DIRTY ISOLATION EXTRACT
DEF	-	DIRTY EXTRACT FAN
KED	-	KITCHEN EXTRACT DUCT
FAI	-	FRESH AIR INTAKE
EX	-	EXHAUST
AHU	-	AIR HANDLING UNIT
DFA	-	DROP FROM ABOVE
DTB	-	DROP TO BELOW
DTL/L	-	DROP TO LOW LEVEL
RTH/L	-	RISE TO HIGH LEVEL
RFB	-	RISE FROM BELOW
RTA	-	RISE TO ABOVE
OS	-	OFFSET (UP OR DOWN)
	-	ATTENUATOR
CTA	-	CROSS TALK ATTENUATOR
HB	-	HEATING BATTERY
CVD	-	CONSTANT VOLUME DAMPER
CVB	-	CONSTANT VOLUME BOX
DTG	-	DOOR TRANSFER GRILLE
	-	FIRE RATED DUCTWORK
FC	-	INTUMESCENT FIRE COLLAR
DTG	-	DOOR TRANSFER GRILLE
SP	-	SPECTACLE PLATE

NOTES

1. GENERAL DUCTWORK INSTALLATION TO COMPLY WITH DW144.
2. KITCHEN DUCTWORK INSTALLATION TO COMPLY WITH DW172.
3. COMBINED SMOKE & FIRE DAMPERS TO BE LOCATED AS SHOWN. ALL DUCTWORK PENETRATIONS PASSING THROUGH FLOOR LEVEL STRUCTURAL SLABS SHALL ALSO BE PROVIDED WITH A COMBINED SMOKE & FIRE DAMPER.
4. ALL NEW GRILLES TO BE INSTALLED COMPLETE WITH PLENUM BOX WITH SIDE ENTRY SPIGOT.
5. ALL GRILLES TO BE POLYESTER POWDER COATED TO BS OR RAL COLOUR APPROVED BY ARCHITECT.
6. ALL DIMENSIONS SHOWN ARE IN MILLIMETRES.
7. ALL WORKS & COMMISSIONING TO BE CARRIED OUT IN ACCORDANCE WITH THE SPECIFICATION.
8. PROPOSED VENTILATION WORKS HAVE BEEN DESIGNED AND WILL BE INSTALLED, TAKING COGNISANCE OF THE EFFICIENCY REQUIREMENTS OF SECTION 6 OF THE TECHNICAL STANDARDS.
9. ALL FINAL CONNECTIONS TO GRILLES TO BE FLEXIBLE CONNECTION.
10. ALL DUCT MOUNTED FANS MUST BE INSTALLED WITH ANTI VIBRATION MOUNTS.
11. FLEXIBLE DUCTING SHALL NOT EXCEED 1 METRE IN LENGTH IN ACCORDANCE SHTM 03-01.
12. ISOLATION ROOM DIRTY EXTRACT DUCTWORK TO BE FIRE RATED.
13. SUPPLY DUCTWORK SERVING ISOLATION ROOMS TO BE FIRE RATED TO ENSURE CONTINUOUS OPERATION DURING FIRE ALARM ACTIVATION.
14. SUPPLY DUCTWORK BRANCH SERVING EACH ISOLATION SUITE SHALL BE FITTED WITH A COMBINED SMOKE AND FIRE DAMPER AT ENTRY TO THE LOBBY TO BE UTILIZED FOR SHUTTING THE ROOM DOWN FOR CLEANING AND MAINTENANCE.
15. FUME CUPBOARD EXTRACT DUCTWORK AND COMPONENTS SHALL BE MANUFACTURED FROM UNPLASTICISED POLYVINYL CHLORIDE (uPVC) COMPLYING WITH HVCA DOCUMENT DW154.
16. ALL FUME CUPBOARDS TO BE SUPPLIED BY OTHERS.
17. ALL PENETRATIONS TO BE SUITABLY FIRE STOPPED VIA INTUMESCENT COLLARS AS REQUIRED, THROUGH BOTH WALLS & SLABS ETC. IN LINE WITH THE ARCHITECTS CURRENT FIRE STRATEGY.
18. FUME CUPBOARD DISCHARGE TO ATMOSPHERE SHALL BE 3000mm ABOVE ROOF LEVEL IN ACCORDANCE WITH BS EN 14175.
19. THE DUCTWORK INSTALLATION HAS BEEN DESIGNED AND WILL BE INSTALLED IN ACCORDANCE WITH SHTM 03-01 'VENTILATION IN HEALTHCARE PREMISES', PART A: DESIGN AND VALIDATION.

G	01/05/2018	GENERAL EXTRACT VENT INTRODUCED INTO ROOMS 3-C1.2-003 & 3-C1.2-026 TO ACHIEVE A ROOM BALANCE.	DM/SJ	BR/MM
F	05/12/2016	DRAWING UPDATED TO REFLECT CURRENT FIRE STRATEGY. TYPICAL DETAIL 2 UPDATED. VENTILATION TO ISOLATION SUITES UPDATED.	DM/SJ	JS/BR
E	29/07/2016	VENTILATION DUCTWORK REVISED WITH ALTERNATIVE ISOLATION ROOM VENTILATION SCHEME. MERCURY COMMENTS INCORPORATED.	AW/SJ	LM/BR
D	23/06/2016	VENTILATION DUCTWORK REVISED WITH ALTERNATIVE ISOLATION ROOM VENTILATION SCHEME.	DM/AW	JS/BR
C	05/02/2016	ISSUED AT REVISION C	DM/SJ	JS/BR
B	18/01/2016	ISSUED FOR BUILDING WARRANT	DM/SJ	JS/BR
A	07/10/2015	ISSUED AT REVISION A	DM/SJ	JS/BR

Revisions

Project

Re-provision of RHSC and DCN at Little France

Client

NHS Lothian

Title

ZONE Z3 - LEVEL 03
VENTILATION DISTRIBUTION
SHEET 1 OF 2

Drawing No. — Revision

Prefix | Date | Level | Type | Content | Sequence

WW-Z3-03-PL-524-001 — G

Scale @ A0 — Date

As indicated — JAN. 2015

Status

CONSTRUCTION

IHS LOTHIAN
INTEGRATED HEALTH SOLUTIONS

RDD COMMENTS

ITEM	COMMENT	RESPONSE
1.	NO COMMENTS	STATUS A

* COMMENTS BASED ON WW-Z3-03-PL-524-001 Rev E - STATUS A.

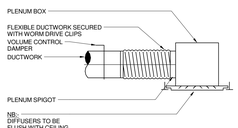

TYPICAL DETAIL 1
FLEXIBLE CONNECTION TO GRILLE PLENUM BOX
NTS

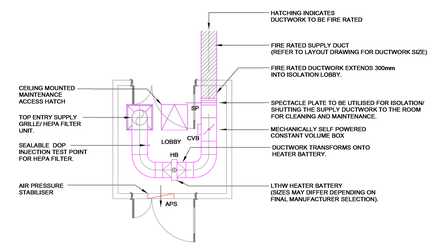

TYPICAL DETAIL 2
ISOLATION ROOM POSITIVE PRESSURE BED ACCESS LOBBY VENTILATION LAYOUT
NTS

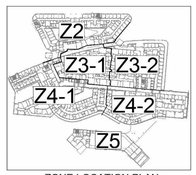

ZONE LOCATION PLAN
N.T.S.

M	A0	A1	A2	A3	A4	1:1250
	0	10	20	1	2	3	4	5	6	7	8	9	1:500/1:250
	0	5	10	11	12	13	14	15	16	17	18	19	1:200/1:100
	0	2.5	5	6	7	8	9	10	11	12	13	14	1:50/1:20

A47117341

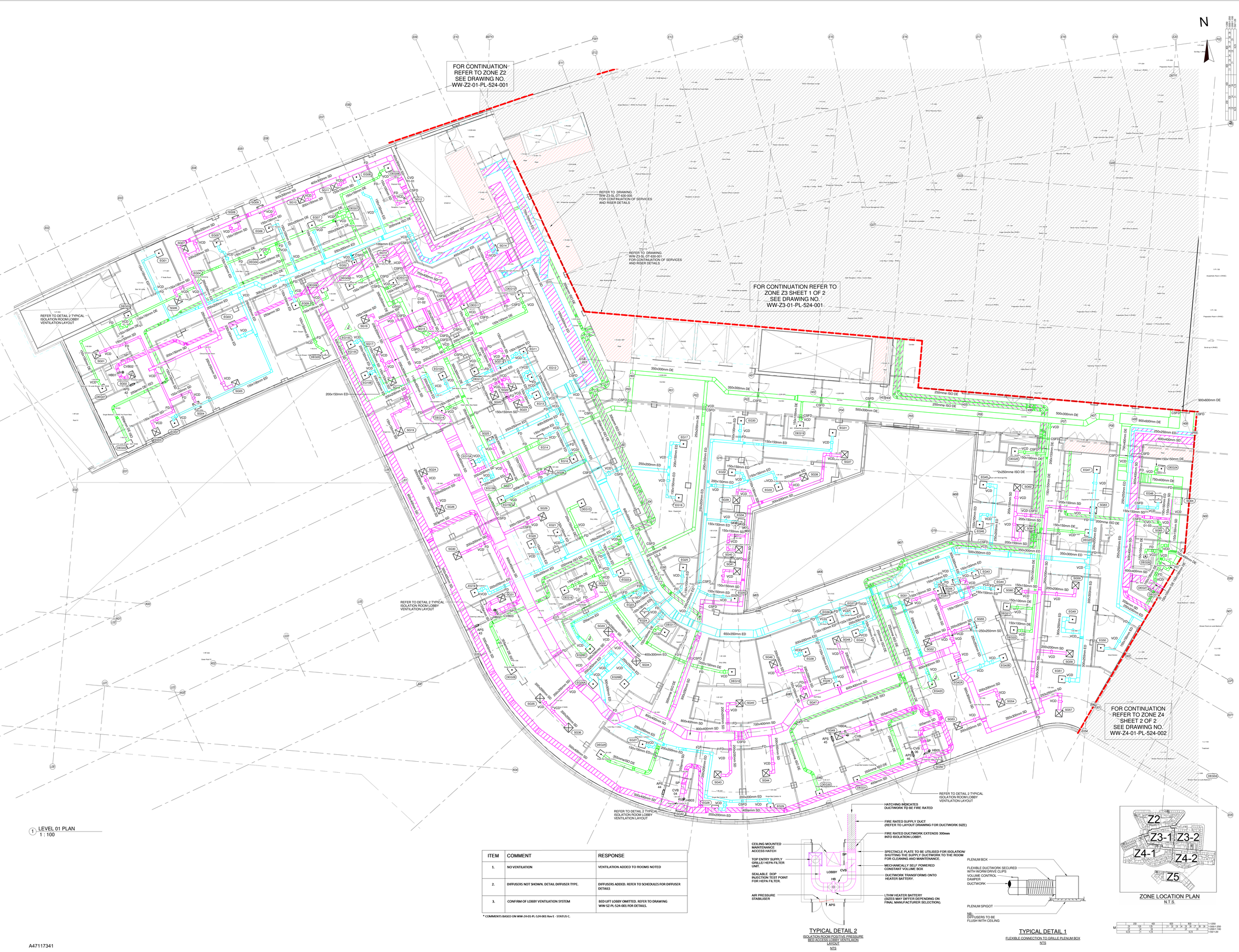

1 LEVEL 01 PLAN
1 : 100

ITEM	COMMENT	RESPONSE
1.	NO VENTILATION	VENTILATION ADDED TO ROOMS NOTED
2.	DIFFUSERS NOT SHOWN. DETAIL DIFFUSER TYPE.	DIFFUSERS ADDED. REFER TO SCHEDULES FOR DIFFUSER DETAILS
3.	CONFIRM OF LOBBY VENTILATION SYSTEM	BED LIFT LOBBY OMITTED. REFER TO DRAWING WW-SZ-SL-524-001 FOR DETAILS.

* COMMENTS BASED ON WW-Z4-03-PL-524-001 Rev E - STATUS C.

TYPICAL DETAIL 2
ISOLATION ROOM POSITIVE PRESSURE BED ACCESS LOBBY VENTILATION LAYOUT
NTS

TYPICAL DETAIL 1
FLEXIBLE CONNECTION TO GRILLE PLENUM BOX
NTS

ZONE LOCATION PLAN
N.T.S.

Notes
Check all dimensions on site. Do not scale from this drawing.
Report any discrepancies and omissions to drawing originator.
This Drawing is Copyright. ©

Designer Identification of Hazard Risk

- Indicates a Residual Risk requiring a Compulsary Action
- Indicates a Residual Risk for Information
- Indicates a Residual Risk requiring a Prohibitive Action
- Indicates a Residual Risk as a Warning

LEGEND

SG	-	SUPPLY GRILLE
EG	-	EXTRACT GRILLE
DEG	-	DIRTY EXTRACT GRILLE
VCD	-	VOLUME CONTROL DAMPER
APS	-	AIR PRESSURE STABILISER
MD	-	MOTOR CONTROL DAMPER
CSFD	-	COMBINED SMOKE & FIRE DAMPER
FD	-	FIRE DAMPER
ED	-	EXTRACT DUCT
SD	-	SUPPLY DUCT
DE	-	DIRTY EXTRACT
ISO DE	-	DIRTY ISOLATION EXTRACT
DEF	-	DIRTY EXTRACT FAN
KED	-	KITCHEN EXTRACT DUCT
FAI	-	FRESH AIR INTAKE
EX	-	EXHAUST
AHU	-	AIR HANDLING UNIT
DFA	-	DROP FROM ABOVE
DTB	-	DROP TO BELOW
DTL/L	-	DROP TO LOW LEVEL
RTH/L	-	RISE TO HIGH LEVEL
RFB	-	RISE FROM BELOW
RTA	-	RISE TO ABOVE
OS	-	OFFSET (UP OR DOWN)
	-	ATTENUATOR
CTA	-	CROSS TALK ATTENUATOR
HB	-	HEATING BATTERY
CVD	-	CONSTANT VOLUME DAMPER
CVB	-	CONSTANT VOLUME BOX
DTG	-	DOOR TRANSFER GRILLE
	-	FIRE RATED DUCTWORK
FC	-	INTUMESCENT FIRE COLLAR
DTG	-	DOOR TRANSFER GRILLE
SP	-	SPECTACLE PLATE

NOTES

1. GENERAL DUCTWORK INSTALLATION TO COMPLY WITH DW/144.
2. KITCHEN DUCTWORK INSTALLATION TO COMPLY WITH DW/172.
3. COMBINED SMOKE & FIRE DAMPERS TO BE LOCATED AS SHOWN. ALL DUCTWORK PENETRATIONS PASSING THROUGH FLOOR LEVEL STRUCTURAL SLABS SHALL ALSO BE PROVIDED WITH A COMBINED SMOKE & FIRE DAMPER.
4. ALL NEW GRILLES TO BE INSTALLED COMPLETE WITH PLENUM BOX WITH SIDE ENTRY SPIGOT.
5. ALL GRILLES TO BE POLYESTER POWDER COATED TO BS OR RAL COLOUR APPROVED BY ARCHITECT.
6. ALL DIMENSIONS SHOWN ARE IN MILLIMETRES.
7. ALL WORKS & COMMISSIONING TO BE CARRIED OUT IN ACCORDANCE WITH THE SPECIFICATION.
8. PROPOSED VENTILATION WORKS HAVE BEEN DESIGNED AND WILL BE INSTALLED, TAKING COGNISANCE OF THE EFFICIENCY REQUIREMENTS OF SECTION 6 OF THE TECHNICAL STANDARDS.
9. ALL FINAL CONNECTIONS TO GRILLES TO BE FLEXIBLE CONNECTION.
10. ALL DUCT MOUNTED FANS MUST BE INSTALLED WITH ANTI VIBRATION MOUNTS.
11. FLEXIBLE DUCTING SHALL NOT EXCEED 1 METRE IN LENGTH IN ACCORDANCE SHTM 03-01.
12. ISOLATION ROOM DIRTY EXTRACT DUCTWORK TO BE FIRE RATED.
13. SUPPLY DUCTWORK SERVING ISOLATION ROOMS TO BE FIRE RATED TO ENSURE CONTINUOUS OPERATION DURING FIRE ALARM ACTIVATION.
14. SUPPLY DUCTWORK BRANCH SERVING EACH ISOLATION SUITE SHALL BE FITTED WITH A COMBINED SMOKE AND FIRE DAMPER AT ENTRY TO THE LOBBY TO BE UTILIZED FOR SHUTTING THE ROOM DOWN FOR CLEANING AND MAINTENANCE.
15. FUME CUPBOARD EXTRACT DUCTWORK AND COMPONENTS SHALL BE MANUFACTURED FROM UNPLASTICISED POLYVINYL CHLORIDE (uPVC) COMPLYING WITH HVCA DOCUMENT DW/154.
16. ALL FUME CUPBOARDS TO BE SUPPLIED BY OTHERS.
17. ALL PENETRATIONS TO BE SUITABLY FIRE STOPPED VIA INTUMESCENT COLLARS AS REQUIRED, THROUGH BOTH WALLS & SLABS ETC. IN LINE WITH THE ARCHITECTS CURRENT FIRE STRATEGY.
18. FUME CUPBOARD DISCHARGE TO ATMOSPHERE SHALL BE 3000mm ABOVE ROOF LEVEL IN ACCORDANCE WITH BS EN 14175.
19. THE DUCTWORK INSTALLATION HAS BEEN DESIGNED AND WILL BE INSTALLED IN ACCORDANCE WITH SHTM 03-01 'VENTILATION IN HEALTHCARE PREMISES ; PART A - DESIGN AND VALIDATION.

J	01/05 2018	GENERAL EXTRACT VENT INTRODUCED INTO ROOMS 1-B1-009, 1-B1-031, 1-B1-063 & 1-B1-065 TO ACHIEVE A ROOM BALANCE.	DM/ SJ	BR/ MM
I	18/10 2017	VENTILATION ADDED INTO SWITCH CUPBOARD 1-IS2-027.	AW/ SJ	BR/ JS
H	18/11 2016	DRAWING UPDATED TO REFLECT CURRENT FIRE STRATEGY. TYPICAL DETAIL 2 UPDATED. VENTILATION TO ISOLATION SUITES UPDATED TO REFLECT TYPICAL DETAIL 2.	DM/ SJ	JS/ BR
G	27/07 2016	CVD REFERENCES UPDATED	AW/ SJ	JS/ BR
F	23/06 2016	VENTILATION DUCTWORK REVISED WITH ALTERNATIVE ISOLATION ROOM VENTILATION SCHEME. INDIVIDUAL SUPPLY BRANCH TAKEN TO ISOLATION SUITE. BOARD COMMENTS ADDRESSED. BED LIFT LOBBY VENTILATION OMITTED - REFER TO DRAWING WW-SZ-SL-PL-524-001 FOR DETAILS.	DM/ SJ	LM/ AW
E	04/03 2016	ISSUED AT REVISION E	AW/ SJ	JS/ BR
D	18/01 2016	ISSUED FOR BUILDING WARRANT	DM/ SJ	JS/ BR
C	13/11 2015	ISSUED AT REVISION C	DM/ SJ	JS/ BR
B	30/10 2015	ISSUED AT REVISION B	DM/ SJ	JS/ BR
A	15/10 2015	ISSUED AT REVISION A	DM/ SJ	JS/ BR
1	01/07 2015	T1 RDD ISSUE	DM/ SJ	JS/ BR

Revisions

Project

Re-provision of RHSC and DCN at Little France

Client

NHS Lothian

Title

ZONE Z4 - LEVEL 01
VENTILATION DISTRIBUTION
SHEET 1 OF 2

Drawing No.						Revision
Project	Area	Level	Type	Discipline	Sequence	
WW-Z4-01-PL-524-001						J

Scale @ A0 — Date
As indicated — JULY. 2015

Status
CONSTRUCTION

IHS LOTHIAN
INTEGRATED HEALTH SOLUTIONS

	00	10	20	50	80	1:1250
M	5	15	25	55	85	1:500 / 250
	A0	A1	A2	A3	A4	1:200 / 1:100
	0/5	1/5	2/5	5/5		1:50 / 1:20

A47117341

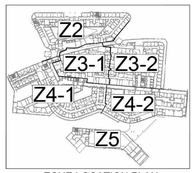

ZONE LOCATION PLAN
N.T.S.

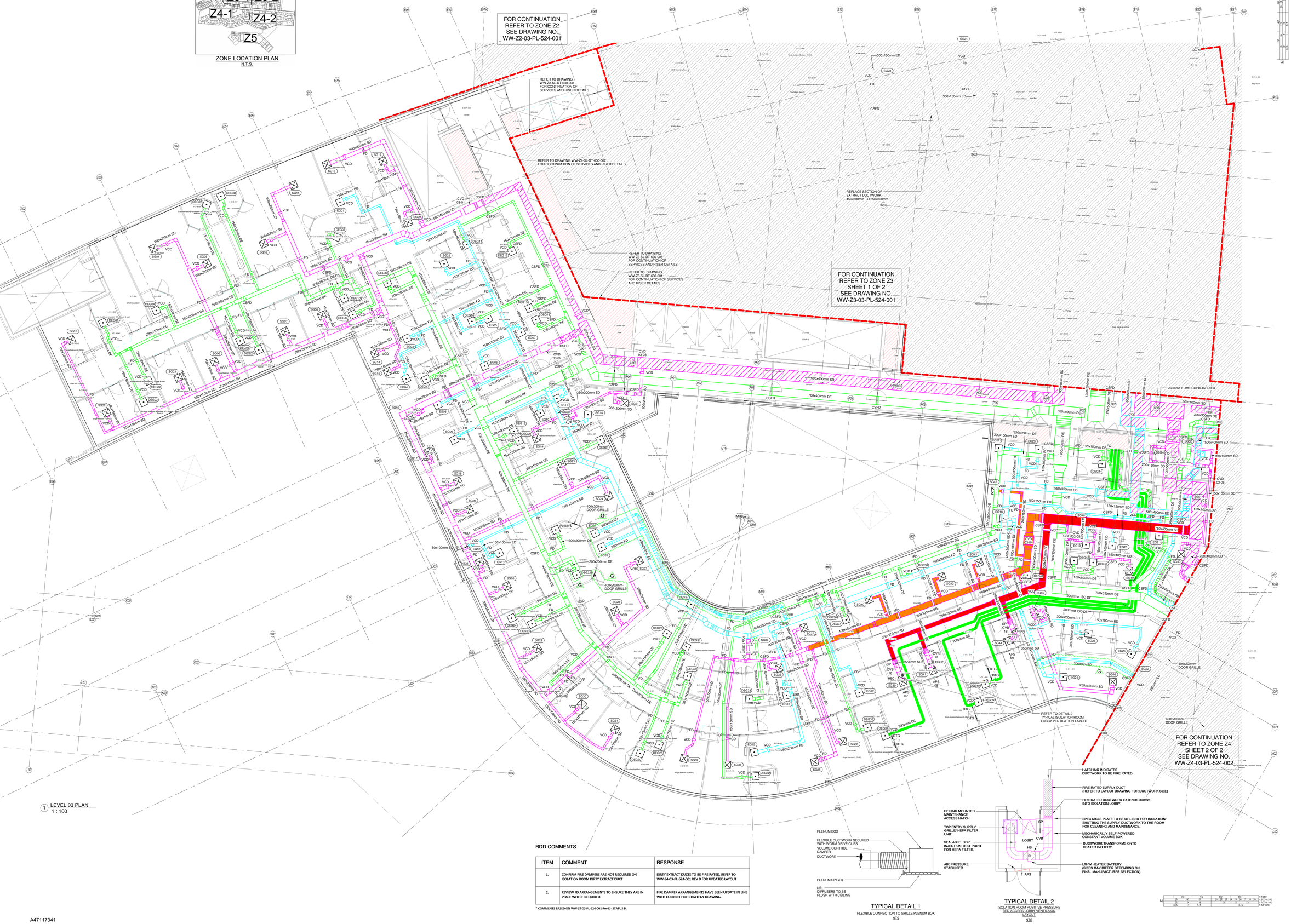

1 LEVEL 03 PLAN
1 : 100

RDD COMMENTS

ITEM	COMMENT	RESPONSE
1.	CONFIRM FIRE DAMPERS ARE NOT REQUIRED ON ISOLATION ROOM DIRTY EXTRACT DUCT	DIRTY EXTRACT DUCTS TO BE FIRE RATED. REFER TO WW-Z4-03-PL-524-003 REV D FOR UPDATED LAYOUT
2.	REVIEW FD ARRANGEMENTS TO ENSURE THEY ARE IN PLACE WHERE REQUIRED.	FIRE DAMPER ARRANGEMENTS HAVE BEEN UPDATE IN LINE WITH CURRENT FIRE STRATEGY DRAWING.

* COMMENTS BASED ON WW-Z4-03-PL-524-001 Rev E - STATUS B.

TYPICAL DETAIL 1
FLEXIBLE CONNECTION TO GRILLE PLENUM BOX
NTS

TYPICAL DETAIL 2
ISOLATION ROOM POSITIVE PRESSURE RED ACCESS LOBBY VENTILAION LAYOUT
NTS

Notes

Check all dimensions on site. Do not scale from this drawing.
Report any discrepancies and omissions to drawing originator.
This Drawing is Copyright ©

Designer Identification of Hazard Risk

- Indicates a Residual Risk requiring a Compulsary Action
- Indicates a Residual Risk for Information
- Indicates a Residual Risk requiring a Prohibitive Action
- Indicates a Residual Risk as a Warning

LEGEND

SG	-	SUPPLY GRILLE
EG	-	EXTRACT GRILLE
DEG	-	DIRTY EXTRACT GRILLE
VCD	-	VOLUME CONTROL DAMPER
APS	-	AIR PRESSURE STABILISER
MD	-	MOTOR CONTROL DAMPER
CSFD	-	COMBINED SMOKE & FIRE DAMPER
FD	-	FIRE DAMPER
ED	-	EXTRACT DUCT
SD	-	SUPPLY DUCT
DE	-	DIRTY EXTRACT
ISO DE	-	DIRTY ISOLATION EXTRACT
DEF	-	DIRTY EXTRACT FAN
KED	-	KITCHEN EXTRACT DUCT
FAI	-	FRESH AIR INTAKE
EX	-	EXHAUST
AHU	-	AIR HANDLING UNIT
DFA	-	DROP FROM ABOVE
DTB	-	DROP TO BELOW
DTLL	-	DROP TO LOW LEVEL
RTHL	-	RISE TO HIGH LEVEL
RFB	-	RISE FROM BELOW
RTA	-	RISE TO ABOVE
OS	-	OFFSET (UP OR DOWN)
	-	ATTENUATOR
CTA	-	CROSS TALK ATTENUATOR
HB	-	HEATING BATTERY
CVD	-	CONSTANT VOLUME DAMPER
CVB	-	CONSTANT VOLUME BOX
DTG	-	DOOR TRANSFER GRILLE
	-	FIRE RATED DUCTWORK
FC	-	INTUMESCENT FIRE COLLAR
DTG	-	DOOR TRANSFER GRILLE
SP	-	SPECTACLE PLATE

NOTES

1. GENERAL DUCTWORK INSTALLATION TO COMPLY WITH DW144.
2. KITCHEN DUCTWORK INSTALLATION TO COMPLY WITH DW172.
3. COMBINED SMOKE & FIRE DAMPERS TO BE LOCATED AS SHOWN. ALL DUCTWORK PENETRATIONS PASSING THROUGH FLOOR LEVEL STRUCTURAL SLABS SHALL ALSO BE PROVIDED WITH A COMBINED SMOKE & FIRE DAMPER.
4. ALL NEW GRILLES TO BE INSTALLED COMPLETE WITH PLENUM BOX WITH SIDE ENTRY SPIGOT.
5. ALL GRILLES TO BE POLYESTER POWDER COATED TO BS OR RAL COLOUR APPROVED BY ARCHITECT.
6. ALL DIMENSIONS SHOWN ARE IN MILLIMETRES.
7. ALL WORKS & COMMISSIONING TO BE CARRIED OUT IN ACCORDANCE WITH THE SPECIFICATION.
8. PROPOSED VENTILATION WORKS HAVE BEEN DESIGNED AND WILL BE INSTALLED, TAKING COGNISANCE OF THE EFFICIENCY REQUIREMENTS OF SECTION 6 OF THE TECHNICAL STANDARDS.
9. ALL FINAL CONNECTIONS TO GRILLES TO BE FLEXIBLE CONNECTION.
10. ALL DUCT MOUNTED FANS MUST BE INSTALLED WITH ANTI VIBRATION MOUNTS.
11. FLEXIBLE DUCTING SHALL NOT EXCEED 1 METRE IN LENGTH IN ACCORDANCE SHTM 03-01.
12. ISOLATION ROOM DIRTY EXTRACT DUCTWORK TO BE FIRE RATED.
13. SUPPLY DUCTWORK SERVING ISOLATION ROOMS TO BE FIRE RATED TO ENSURE CONTINUOUS OPERATION DURING FIRE ALARM ACTIVATION.
14. SUPPLY DUCTWORK BRANCH SERVING EACH ISOLATION ROOM TO BE FITTED WITH A COMBINED SMOKE AND FIRE DAMPER AT ENTRY TO THE LOBBY TO BE UTILIZED FOR SHUTTING THE ROOM DOWN FOR CLEANING AND MAINTENANCE.
15. FUME CUPBOARD EXTRACT DUCTWORK AND COMPONENTS SHALL BE MANUFACTURED FROM UNPLASTICISED POLYVINYL CHLORIDE (uPVC) COMPLYING WITH HVCA DOCUMENT DW154.
16. ALL FUME CUPBOARDS TO BE SUPPLIED BY OTHERS.
17. ALL PENETRATIONS TO BE SUITABLY FIRE STOPPED VIA INTUMESCENT MATERIALS AS REQUIRED, THROUGH BOTH WALLS & SLABS ETC. IN LINE WITH THE ARCHITECTS CURRENT FIRE STRATEGY.
18. FUME CUPBOARD DISCHARGE TO ATMOSPHERE SHALL BE 3000mm ABOVE ROOF LEVEL IN ACCORDANCE WITH BS EN 14175.
19. THE DUCTWORK INSTALLATION HAS BEEN DESIGNED AND WILL BE INSTALLED IN ACCORDANCE WITH SHTM 03-01 : VENTILATION IN HEALTHCARE PREMISES : PART A - DESIGN AND VALIDATION.

G	01/05 2018	GENERAL EXTRACT VENT INTRODUCED INTO ROOMS 3-C1.2-026 & 3-C1.2-0.23 TO ACHIEVE A ROOM BALANCE. BAY 1 ENSUITE 3-C1.2-025 DIRTY EXTRACT BRANCH INTRODUCED TOGETHER WITH DOOR GRILLES PLUS A BRANCH HAS BEEN ADDED INTO DUCTWORK ABOVE ROOM 3-C1.1-021.	DM/ SJ	BR/ MM
F	23/11 2016	M/C-0444, DE DUCT SIZE INCREASED DRAWING UPDATED IN LINE WITH CURRENT FIRE STRATEGY. TYPICAL DETAIL 2 UPDATED. VENTILATION TO ISOLATION SUITE UPDATED TO SUIT.	DM/ AW	JS/ BR
E	19/08 2016	DRAWING UPDATED IN LINE WITH CURRENT FIRE STRATEGY DRAWING. CSFD'S & FD'S ADDED. CVD REFRENCES OMITTED.	DM/ AW	JS/ BR
D	23/06 2016	VENTILATION DUCTWORK REVISED WITH ALTERNATIVE ISOLATION ROOM VENTILATION SCHEME.	DM/ AW	JS/ BR
C	04/03 2016	ISSUED AT REVISION C	AW/ SJ	JS/ BR
B	18/01 2016	ISSUED FOR BUILDING WARRANT	DM/ SJ	JS/ BR
A	06/11 2015	ISSUED AT REVISION A	DM/ SJ	JS/ BR

Revisions

Project

Re-provision of RHSC and DCN at Little France

Client

NHS Lothian

Title

ZONE Z4 - LEVEL 03
VENTILATION DISTRIBUTION
SHEET 1 OF 2

Drawing No.	Revision
WW-Z4-03-PL-524-001	G

Scale @ A0: As indicated

Date: JAN. 2015

Status: CONSTRUCTION

IHS LOTHIAN
INTEGRATED HEALTH SOLUTIONS

A47117341

ZONE LOCATION PLAN
N.T.S.

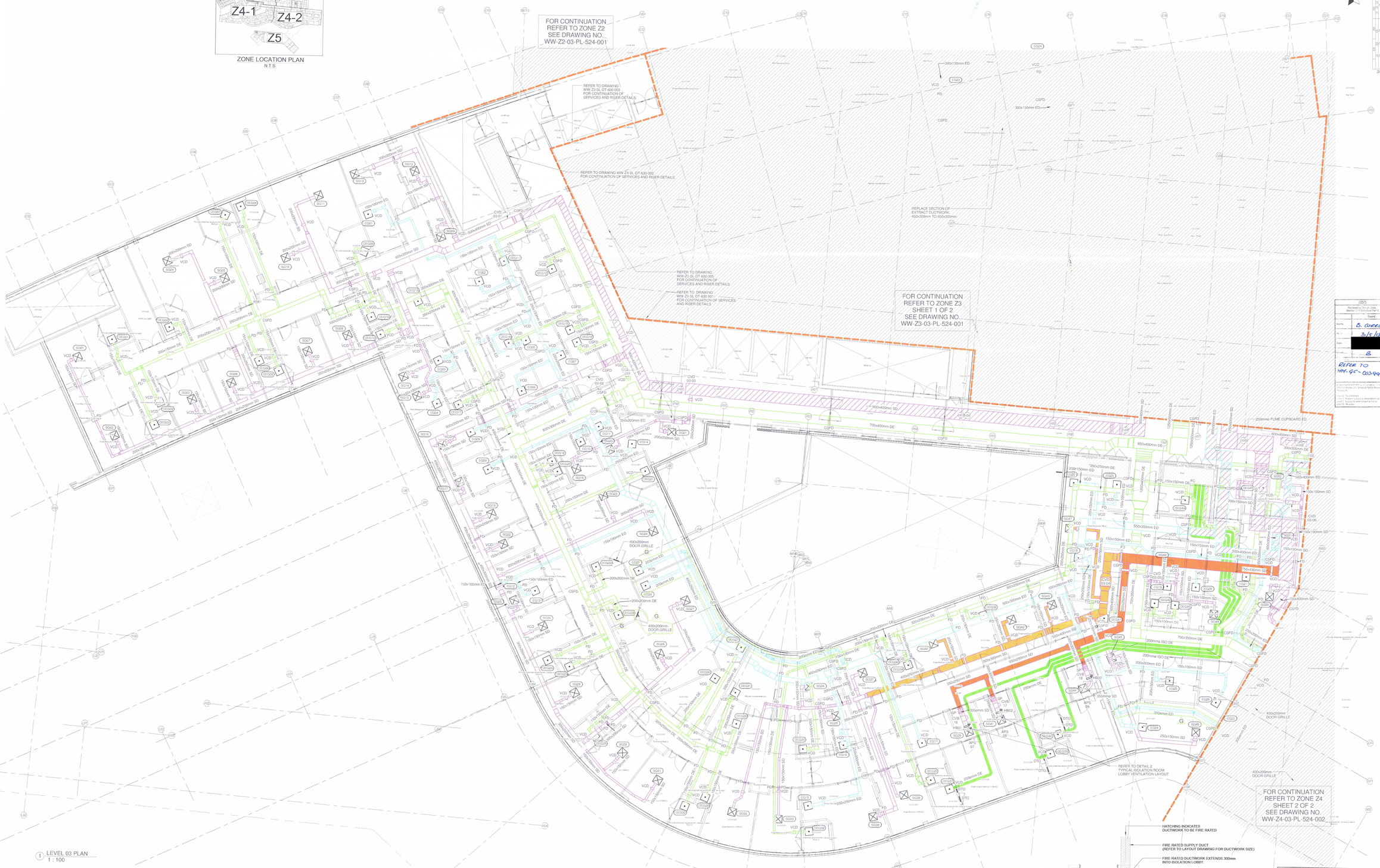

1 LEVEL 03 PLAN
1 : 100

RDD COMMENTS

ITEM	COMMENT	RESPONSE
1.	CONFIRM FIRE DAMPERS ARE NOT REQUIRED ON ISOLATION ROOM DIRTY EXTRACT DUCT	DIRTY EXTRACT DUCTS TO BE FIRE RATED. REFER TO WW-Z4-03-PL-524-001 REV D FOR UPDATED LAYOUT
2.	REVIEW FD ARRANGEMENTS TO ENSURE THEY ARE IN PLACE WHERE REQUIRED.	FIRE DAMPER ARRANGEMENTS HAVE BEEN UPDATE IN LINE WITH CURRENT FIRE STRATEGY DRAWING.

* COMMENTS BASED ON WW-Z4-03-PL-524-001 Rev E - STATUS B.

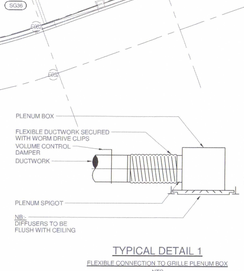

TYPICAL DETAIL 1
FLEXIBLE CONNECTION TO GRILLE PLENUM BOX
NTS

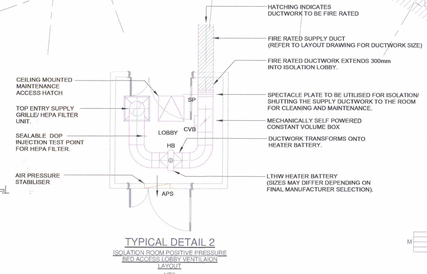

TYPICAL DETAIL 2
ISOLATION ROOM POSITIVE PRESSURE RED ACCESS LOBBY VENTILATION LAYOUT
NTS

N

Notes
Check all dimensions on site - Do not scale from this drawing
Report any discrepancies and omissions to drawing originator.
This Drawing is Copyright ©

Designer Identification of Hazard Risk
- Indicates a Residual Risk requiring a Compulsory Action
- Indicates a Residual Risk for information
- Indicates a Residual Risk requiring a Prohibitive Action
- Indicates a Residual Risk as a Warning

LEGEND

SG	=	SUPPLY GRILLE
EG	=	EXTRACT GRILLE
DEG	=	DIRTY EXTRACT GRILLE
VCD	=	VOLUME CONTROL DAMPER
APS	=	AIR PRESSURE STABILISER
MD	=	MOTOR CONTROL DAMPER
OSFD	=	COMBINED SMOKE & FIRE DAMPER
FD	=	FIRE DAMPER
ED	=	EXTRACT DUCT
SD	=	SUPPLY DUCT
DE	=	DIRTY EXTRACT
ISO DE	=	DIRTY ISOLATION EXTRACT
DEF	=	DIRTY EXTRACT FAN
KED	=	KITCHEN EXTRACT DUCT
FAI	=	FRESH AIR INTAKE
EX	=	EXHAUST
AHU	=	AIR HANDLING UNIT
DFA	=	DROP FROM ABOVE
DTB	=	DROP TO BELOW
DTLL	=	DROP TO LOW LEVEL
RTHL	=	RISE TO HIGH LEVEL
RFB	=	RISE FROM BELOW
RTA	=	RISE TO ABOVE
OS	=	OFFSET (UP OR DOWN)
	=	ATTENUATOR
CTA	=	CROSS TALK ATTENUATOR
HB	=	HEATING BATTERY
CVD	=	CONSTANT VOLUME DAMPER
CVB	=	CONSTANT VOLUME BOX
DTG	=	DOOR TRANSFER GRILLE
	=	FIRE RATED DUCTWORK
FC	=	INTUMESCENT FIRE COLLAR
DTG	=	DOOR TRANSFER GRILLE
SP	=	SPECTACLE PLATE

NOTES

1. GENERAL DUCTWORK INSTALLATION TO COMPLY WITH DW144.
2. KITCHEN DUCTWORK INSTALLATION TO COMPLY WITH DW172.
3. COMBINED SMOKE & FIRE DAMPERS TO BE LOCATED AS SHOWN. ALL DUCTWORK PENETRATIONS PASSING THROUGH FLOOR LEVEL STRUCTURAL SLABS SHALL ALSO BE PROVIDED WITH A COMBINED SMOKE & FIRE DAMPER.
4. ALL NEW GRILLES TO BE INSTALLED COMPLETE WITH PLENUM BOX WITH SIDE ENTRY SPIGOT.
5. ALL GRILLES TO BE POLYESTER POWDER COATED TO BS OR RAL COLOUR APPROVED BY ARCHITECT.
6. ALL DIMENSIONS SHOWN ARE IN MILLIMETRES.
7. ALL WORKS & COMMISSIONING TO BE CARRIED OUT IN ACCORDANCE WITH THE SPECIFICATION.
8. PROPOSED VENTILATION WORKS HAVE BEEN DESIGNED AND WILL BE INSTALLED TAKING COGNISANCE OF THE APPLICABLE REQUIREMENTS OF SECTION 6 OF THE TECHNICAL STANDARDS.
9. ALL FINAL CONNECTIONS TO GRILLES TO BE FLEXIBLE CONNECTION.
10. ALL DUCT MOUNTED FANS MUST BE INSTALLED WITH ANTI VIBRATION MOUNTS.
11. FLEXIBLE DUCTING SHALL NOT EXCEED 1 METRE IN LENGTH IN ACCORDANCE SHTM 03-01.
12. ISOLATION ROOM DIRTY EXTRACT DUCTWORK TO BE FIRE RATED.
13. SUPPLY DUCTWORK SERVING ISOLATION ROOMS TO BE FIRE RATED TO ENSURE CONTINUOUS OPERATION DURING FIRE ALARM ACTIVATION.
14. SUPPLY DUCTWORK BRANCH SERVING EACH ISOLATION SUITE SHALL BE FITTED WITH A COMBINED SMOKE AND FIRE DAMPER AT ENTRY TO THE LOBBY TO BE UTILISED FOR SHUTTING THE ROOM DOWN FOR CLEANING AND MAINTENANCE.
15. FUME CUPBOARD EXTRACT DUCTWORK AND COMPONENTS SHALL BE MANUFACTURED FROM UNPLASTICISED POLYVINYL CHLORIDE (uPVC) COMPLYING WITH HVCA DOCUMENT DW154.
16. ALL FUME CUPBOARDS TO BE SUPPLIED BY OTHERS.
17. ALL PENETRATIONS TO BE SUITABLY FIRE STOPPED VIA INTUMESCENT COLLARS AS REQUIRED, THROUGH BOTH FIRE RATED AND NON FIRE RATED WITH THE ARCHITECTS CURRENT FIRE STRATEGY.
18. FUME CUPBOARD DISCHARGE TO ATMOSPHERE SHALL BE 3000mm ABOVE ROOF LEVEL IN ACCORDANCE WITH BS EN 14175.
19. THE DUCTWORK INSTALLATION HAS BEEN DESIGNED AND WILL BE INSTALLED IN ACCORDANCE WITH SHTM 03-01 'VENTILATION IN HEALTHCARE PREMISES - PART A - DESIGN AND VALIDATION.

2DD
Reviewed by Design Cde
Section 3 / Schedule Part 6
Typed
B. CARRIE 3/5/16
B
REFER TO HYL-GC-003-999

G	01/05/2015	GENERAL EXTRACT VENT INTRODUCED INTO ROOMS 3-SI-2-005 & 3-CI-2-0.25 TO ACHIEVE A ROOM BALANCE. BAY 1 ENSUITE 3-CI-2-025 DIRTY EXTRACT BRANCH INTRODUCED TOGETHER WITH DOOR GRILLES PLUS A BRANCH HAS BEEN ADDED INTO DUCTWORK ABOVE ROOM 3-CI-1-001	DM/ SJ / BR/ MM
F	23/11/2015	MVC-044A. DE DUCT SIZE. INCREASED DRAWING UPDATED IN LINE WITH CURRENT FIRE STRATEGY. TYPICAL DETAIL 2. UPDATED VENTILATION TO ISOLATION SUITE UPDATED TO SUIT.	DM/ AW / JS/ BR
E	19/08/2015	DRAWING UPDATED IN LINE WITH CURRENT FIRE STRATEGY DRAWING. CSFD'S & FD'S ADDED. CVD REFRENCES OMITTED.	DM/ AW / JS/ BR
D	23/06/2015	VENTILATION DUCTWORK REVISED WITH ALTERNATIVE ISOLATION ROOM VENTILATION SCHEME.	DM/ AW / JS/ BR
C	04/03/2015	ISSUED AT REVISION C	AW/ SJ / JS/ BR
B	18/01/2015	ISSUED FOR BUILDING WARRANT	DM/ SJ / JS/ BR
A	06/11/2015	ISSUED AT REVISION A	DM/ SJ / JS/ BR

Revisions

Project

Re-provision of RHSC and DCN at Little France

Client

NHS Lothian

Title

ZONE Z4 - LEVEL 03
VENTILATION DISTRIBUTION
SHEET 1 OF 2

Drawing No. — Revision

WW-Z4-03-PL-524-001 — G

Scale @ A0 — Date

As indicated — JAN. 2015

Status

CONSTRUCTION

IHS LOTHIAN
INTEGRATED HEALTH SOLUTIONS

Brookfield MULTIPLEX
Built to outperform...
Construction Document Review
BPMC & NON-Conformity

A	☐	No Comment	
B	☐	Refer to attached memorandum/ review and implement within 7 days/ no delay	
C	☐	Rejected - review and implement as per Tender Plans	

RM Reviewed by: [redacted] Date: 28/7/15

Refer to HYL-GC-026820

A47117341

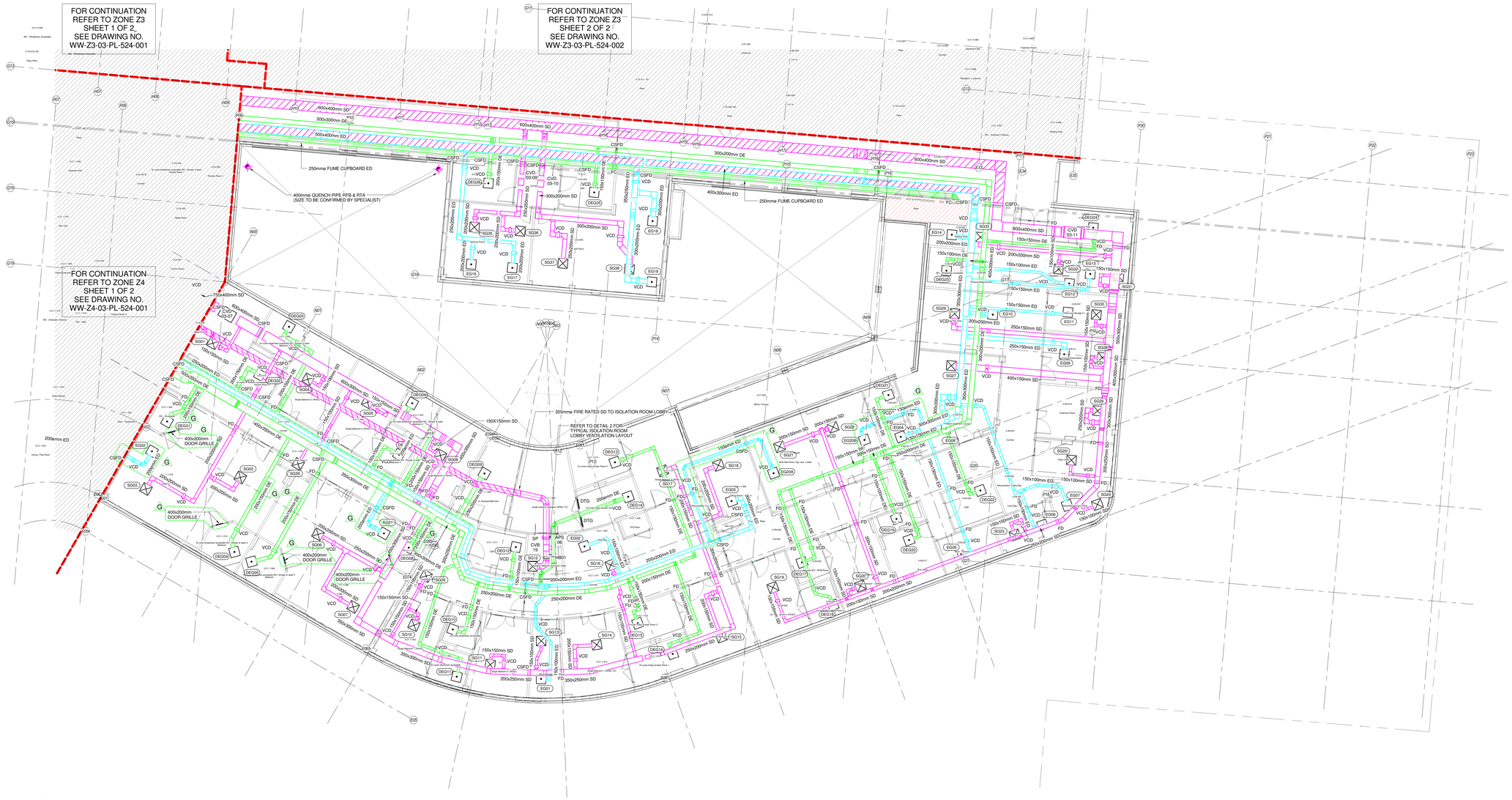
FOR CONTINUATION REFER TO ZONE Z3 SHEET 1 OF 2 SEE DRAWING NO. WW-Z3-03-PL-524-001
FOR CONTINUATION REFER TO ZONE Z3 SHEET 2 OF 2 SEE DRAWING NO. WW-Z3-03-PL-524-002
FOR CONTINUATION REFER TO ZONE Z4 SHEET 1 OF 2 SEE DRAWING NO. WW-Z4-03-PL-524-001
600x400mm SD
300x300mm DE
500x400mm ED
250mm FUME CUPBOARD ED
400mm QUENCH PIPE PFB & RTA (SIZE TO BE CONFIRMED BY SPECIALIST)
300x200mm DE
400x300mm ED
250mm FUME CUPBOARD ED
700x400mm SD
600x400mm SD
400x200mm DOOR GRILLE
355mm FIRE RATED SD TO ISOLATION ROOM LOBBY
REFER TO DETAIL 2 FOR TYPICAL ISOLATION ROOM LOBBY VENTILATION LAYOUT
150X150mm SD
200x150mm SD
200x200mm SD
250x200mm SD
300x200mm SD
350x250mm SD
400x300mm SD
150x100mm ED
200x150mm ED
250x200mm ED
300x200mm ED
350x250mm ED
400x300mm ED
150x100mm DE
200x150mm DE
250x200mm DE
300x200mm DE
350x300mm DE
400x300mm DE
150x150mm SD
150x150mm ED
150x150mm DE
200x200mm SD
200x200mm ED
200x200mm DE
250x150mm SD
250x150mm ED
250x150mm DE
400x150mm SD
VCD
CSFD
FD
SP
CVB 19
APS 06
HB01
LOBBY
HB
DTG
SP
CVD 03-09
CVD 09-10
CVD 03-11
SG01
SG02
SG03
SG04
SG05
SG06
SG07
SG08
SG09
SG10
SG11
SG12
SG13
SG14
SG15
SG16
SG17
SG18
SG19
SG20
SG21
SG22
SG23
SG24
SG25
SG26
SG27
SG28
SG29
SG30
SG31
SG32
SG33
SG34
SG35
SG36
SG37
SG38
SG39
EG01
EG02
EG03
EG04
EG05
EG06
EG07
EG08
EG09
EG10
EG11
EG12
EG13
EG14
EG15
EG16
EG17
EG18
EG19
EG20
EG20A
EG21
EG22
EG23
EG24
DEG01
DEG02
DEG03
DEG04
DEG05
DEG06
DEG07
DEG08
DEG09
DEG10
DEG11
DEG12
DEG13
DEG14
DEG15
DEG16
DEG17
DEG18
DEG19
DEG20
DEG21
DEG22
DEG23
DEG24
DEG25
DEG26
DEG27
DEG28
DEG29
DEG30
DEG31
DEG32
DEG33
DEG34
DEG35
DEG36
DEG37
DEG38
DEG39
DEG40

1 LEVEL 03 PLAN
1 : 100

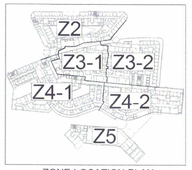

ZONE LOCATION PLAN
N.T.S.

N

Notes

Check all dimensions on site. Do not scale from this drawing.
Report any discrepancies and omissions to drawing originator.
This Drawing is Copyright. ©

Designer Identification of Hazard Risk

- Indicates a Residual Risk requiring a Compulsory Action
- Indicates a Residual Risk for Information
- Indicates a Residual Risk requiring a Prohibitive Action
- Indicates a Residual Risk as a Warning

LEGEND

SG	-	SUPPLY GRILLE
EG	-	EXTRACT GRILLE
DEG	-	DIRTY EXTRACT GRILLE
VCD	-	VOLUME CONTROL DAMPER
APS	-	AIR PRESSURE STABILISER
MD	-	MOTOR CONTROL DAMPER
CSFD	-	COMBINED SMOKE & FIRE DAMPER
FD	-	FIRE DAMPER
ED	-	EXTRACT DUCT
SD	-	SUPPLY DUCT
DE	-	DIRTY EXTRACT
ISO DE	-	DIRTY ISOLATION EXTRACT
DEF	-	DIRTY EXTRACT FAN
KED	-	KITCHEN EXTRACT DUCT
FAI	-	FRESH AIR INTAKE
EX	-	EXHAUST
AHU	-	AIR HANDLING UNIT
DFA	-	DROP FROM ABOVE
DTB	-	DROP TO BELOW
DTLVL	-	DROP TO LOW LEVEL
RTHVL	-	RISE TO HIGH LEVEL
RFB	-	RISE FROM BELOW
RTA	-	RISE TO ABOVE
OSL	-	OFFSET SLP DIR DOWN)
	-	ATTENUATOR
CTA	-	CROSS TALK ATTENUATOR
HB	-	HEATING BATTERY
CVO	-	CONSTANT VOLUME DAMPER
CVB	-	CONSTANT VOLUME BOX
DTG	-	DOOR TRANSFER GRILLE
	-	FIRE RATED DUCTWORK
FC	-	INTUMESCENT FIRE COLLAR
DTG	-	DOOR TRANSFER GRILLE
SP	-	SPECTACLE PLATE

NOTES

1. GENERAL DUCTWORK INSTALLATION TO COMPLY WITH DW/144.
2. KITCHEN DUCTWORK INSTALLATION TO COMPLY WITH DW/172.
3. COMBINED SMOKE & FIRE DAMPERS TO BE LOCATED AS SHOWN. ALL DUCTWORK PENETRATIONS PASSING THROUGH FLOOR LEVEL STRUCTURAL SLABS SHALL ALSO BE PROVIDED WITH A COMBINED SMOKE & FIRE DAMPER.
4. ALL NEW GRILLES TO BE INSTALLED COMPLETE WITH PLENUM BOX WITH SIDE ENTRY SPIGOT.
5. ALL GRILLES TO BE POLYESTER POWDER COATED TO BS OR RAL COLOUR APPROVED BY ARCHITECT.
6. ALL DIMENSIONS SHOWN ARE IN MILLIMETRES.
7. ALL WORKS & COMMISSIONING TO BE CARRIED OUT IN ACCORDANCE WITH THE SPECIFICATION.
8. PROPOSED VENTILATION WORKS HAVE BEEN DESIGNED AND WILL BE INSTALLED, TAKING COGNISANCE OF THE EFFICIENCY REQUIREMENTS OF SECTION 6 OF THE TECHNICAL STANDARDS.
9. ALL FINAL CONNECTIONS TO GRILLES TO BE FLEXIBLE CONNECTION.
10. ALL DUCT MOUNTED FANS MUST BE INSTALLED WITH ANTI VIBRATION MOUNTS.
11. FLEXIBLE DUCTING SHALL NOT EXCEED 1 METRE IN LENGTH IN ACCORDANCE SHTM 03-01.
12. ISOLATION ROOM DIRTY EXTRACT DUCTWORK TO BE FIRE RATED.
13. SUPPLY DUCTWORK SERVING ISOLATION ROOMS TO BE FIRE RATED TO ENSURE CONTINUOUS OPERATION DURING FIRE ALARM ACTIVATION.
14. SUPPLY DUCTWORK BRANCH SERVING EACH ISOLATION SUITE SHALL BE FITTED WITH A COMBINED SMOKE AND FIRE DAMPER AT ENTRY TO THE LOBBY TO BE UTILIZED FOR SHUTTING THE ROOM DOWN FOR CLEANING AND MAINTENANCE.
15. FUME CUPBOARD EXTRACT DUCTWORK AND COMPONENTS SHALL BE MANUFACTURED FROM UNPLASTICISED POLYVINYL CHLORIDE (UPVC) COMPLYING WITH HVCA DOCUMENT DW/154.
16. ALL FUME CUPBOARDS TO BE SUPPLIED BY OTHERS.
17. ALL PENETRATIONS TO BE SUITABLY FIRE STOPPED VIA INTUMESCENT COLLARS AS REQUIRED, THROUGH BOTH WALLS & SLABS ETC. IN LINE WITH THE ARCHITECTS CURRENT FIRE STRATEGY.
18. FUME CUPBOARD DISCHARGE TO ATMOSPHERE SHALL BE 3000mm ABOVE ROOF LEVEL IN ACCORDANCE WITH BS EN 14175.
19. THE DUCTWORK INSTALLATION HAS BEEN DESIGNED AND WILL BE INSTALLED IN ACCORDANCE WITH SHTM 03-01 'VENTILATION IN HEALTHCARE PREMISES - PART A - DESIGN AND VALIDATION.

G	01/05/2016	GENERAL EXTRACT INTRODUCED INTO ROOMS 3-09-002, 3-CI-1-014 & 3-CI-1-046 TO ACHIEVE A ROOM BALANCE	DM/SJ	BR/MM
F	23/11/2016	MVG GMA VENTILATION TO PARENT SHOWER ALTERED. DE DUCT SIZE INCREASED. DRAWING UPDATED IN LINE WITH CURRENT FIRE STRATEGY. TYPICAL DETAIL 2 UPDATED. VENTILATION TO ISOLATION SUITE UPDATED TO SUIT.	DM/AW	JS/BR
E	19/08/2016	DRAWING UPDATED IN LINE WITH CURRENT FIRE STRATEGY DRAWING. CSFD'S & FD'S ADDED. CVD REFERENCES OMITTED. QUENCH PIPE NOTES ADDED.	DM/AW	JS/BR
D	23/06/2016	VENTILATION DUCTWORK REVISED WITH ALTERNATIVE ISOLATION ROOM VENTILATION SCHEME	DM/SJ	JS/BR
C	04/03/2016	ISSUED AT REVISION C	AW/SJ	JS/BR
B	18/01/2016	ISSUED FOR BUILDING WARRANT	DM/SJ	JS/BR
A	13/11/2015	ISSUED AT REVISION A	DM/SJ	LM/BR

Revisions

RDD

Name: B. GUNN
Date: 2/2/16
Sign: [redacted]
Check: B

REFER TO MM-GC-003949

Project

Re-provision of RHSC and DCN at Little France

Client

NHS Lothian

Title

ZONE Z4 - LEVEL 03
VENTILATION DISTRIBUTION
SHEET 2 OF 2

Drawing No. WW-Z4-03-PL-524-002 Revision G

Scale @ A0: As indicated
Date: JAN. 2015

Status: CONSTRUCTION

IHS LOTHIAN
INTEGRATED HEALTH SOLUTIONS

RDD COMMENTS

ITEM	COMMENT	RESPONSE
1.	DUCT SIZES TO BE CONFIRMED FROM WW-Z4-03-PL-524-001	AMENDED.
2.	REVIEW FD ARRANGEMENTS TO ENSURE THEY ARE IN PLACE WHERE REQUIRED.	FIRE DAMPER ARRANGEMENTS HAVE BEEN UPDATE IN LINE WITH CURRENT FIRE STRATEGY DRAWING.

* COMMENTS BASED ON WW-Z4-03-PL-524-002 Rev C- STATUS B.

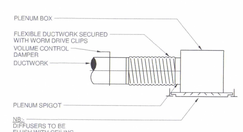

TYPICAL DETAIL 1
FLEXIBLE CONNECTION TO GRILLE PLENUM BOX
NTS

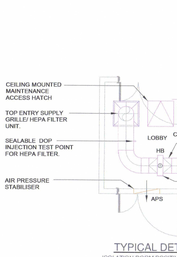

TYPICAL DETAIL 2
ISOLATION ROOM POSITIVE PRESSURE BED ACCESS LOBBY VENTILATION LAYOUT
NTS

Brookfield MULTIPLEX
Built to outperform...

Construction Document Review
RHSC & DCN Edinburgh

No Comments
Minor editorial comments, do not affect drawing or Duration days
Significant changes or omissions affect Duration days
Rejected - major omissions or non-compliance with Contract

Signed: [redacted]
Date: 26/2/16

Brookfield Multiplex Europe Limited. All rights reserved. This drawing is the property of Brookfield Multiplex Europe Limited. Neither the whole nor any part of this drawing may be reproduced, stored in a retrieval system, transmitted in any form or by any means, electronic, mechanical, photocopying, recording or otherwise without the prior written permission of Brookfield Multiplex Europe Limited.

REFER TO MM-GC-026820

	600	450	400	350	300	250	200	150	100	
1:50	12	9	8	7	6	5	4	3	2	1:50/1:25
1:25	24	18	16	14	12	10	8	6	4	1:20/1:10
1:20	30	22.5	20	17.5	15	12.5	10	7.5	5	1:10/1:5

RHSC & DCN RDS Environmental Matrix
Covering Multi-Bed Wards, Associated Bathrooms and Toilets

Room No.	Department	Room Name	Qty	Room Function	Temp (max)	Temp (min)	Heating Type	Heating Control	Cooling (present)	Cooling (type)	Ventilation (type)	Supply (ac/hr)	Extract (ac/hr)	Relative pressure	Min filtration	Surface temp	Water temp	Normal lux	Night lux	Local lux	Standby grade	Colour render	Control	Plane
G-A2-028	A2	Observation Bay	1	Multi-bed Wards	28	18	Radiant Panels	Remote Sensor Adj.	Yes	Ceiling Cassette - Chilled Water	Natural, Central Supply & Extract	4	4 via bedroom & ensuite	Balanced	F7	43	41	100	5	300	A	80	switch / dimmer	Bed / Trolley 1.45m
G-A2-046		Bay 2	1	Multi-bed Wards	28	18	Radiant Panels	Remote Sensor Adj.	Yes	Ceiling Cassette - Chilled Water	Natural, Central Supply & Extract	4	4 via bedroom & ensuite	Balanced	F7	43	41	100	5	300	A	80	switch / dimmer	Bed / Trolley 1.45m
G-A2-054		Bay 1	1	Multi-bed Wards	28	18	Radiant Panels	Remote Sensor Adj.	Yes	Ceiling Cassette - Chilled Water	Natural, Central Supply & Extract	4	4 via bedroom & ensuite	Balanced	F7	43	41	100	5	300	A	80	switch / dimmer	Bed / Trolley 1.45m
1-B1-009	B1	Bay 1	1	Multi-bed Wards	28	18	Radiant Panels	Remote Sensor Adj.	Yes	Comfort Cooled Fresh Air	Natural, Central Supply & Extract	4	4	Balanced	F7	43	41	100	5	300	A	80	switch / dimmer	Bed / Trolley 1.45m
1-B1-031		Bay 2	1	Multi-bed Wards	28	18	Radiant Panels	Remote Sensor Adj.	Yes	Comfort Cooled Fresh Air	Natural, Central Supply & Extract	4	4	Balanced	F7	43	41	100	5	300	A	80	switch / dimmer	Bed / Trolley 1.45m
1-B1-063		Bay 3	1	Multi-bed Wards	28	18	Radiant Panels	Remote Sensor Adj.	Yes	Comfort Cooled Fresh Air	Natural, Central Supply & Extract	4	4	Balanced	F7	43	41	100	5	300	A	80	switch / dimmer	Bed / Trolley 1.45m
1-B1-065		Neonatal Bay 4	1	Multi-bed Wards	28	18	Radiant Panels	Remote Sensor Adj.	Yes	Comfort Cooled Fresh Air	Natural, Central Supply & Extract	4	4	Balanced	F7	43	41	100	5	300	A	80	switch / dimmer	Bed / Trolley 1.45m
3-C1.1-018	C1.1	Bay 2 (beds 15-18)	1	Multi-bed Wards	28	18	Radiant Panels	Remote Sensor Adj.	Yes	Comfort Cooled Fresh Air	Natural, Central Supply & Extract	4	4 via bedroom ensuite	Balanced	F7	43	41	100	5	300	A	80	switch / dimmer	Bed / Trolley 1.45m
3-C1.1-019		Bay 2 - Ensuite	1	Bathroom	28	20	Radiant Panels	Remote Sensor Adj.	No	None	Central Dirty Extract	0	17	Negative	None	43	41	200	n/a	None	A	80	Automatic Controls	Floor 0m
3-C1.1-020		Bay 2 - Toilet	1	Toilet	28	18	Adjacent Space Transfer Air	None	No	None	Central Dirty Extract	0	17	Negative	None	n/a	41	200	n/a	None	A	80	Automatic Controls	Floor 0m
3-C1.1-046		Bay 1 (beds 10-14 excl 13)	1	Multi-bed Wards	28	18	Radiant Panels	Remote Sensor Adj.	Yes	Comfort Cooled Fresh Air	Natural, Central Supply & Extract	4	4 via bedroom & ensuite	Balanced	F7	43	41	100	5	300	A	80	switch / dimmer	Bed / Trolley 1.45m
3-C1.1-047		Bay 1 - Toilet	1	Toilet	28	18	Adjacent Space Transfer Air	None	No	None	Central Dirty Extract	0	17	Negative	None	n/a	41	200	n/a	None	A	80	Automatic Controls	Floor 0m
3-C1.1-048		Bay 1 - Ensuite	1	Bathroom	28	20	Radiant Panels	Remote Sensor Adj.	No	None	Central Dirty Extract	0	17	Negative	None	43	41	200	n/a	None	A	80	Automatic Controls	Floor 0m
3-C1.2-023	C1.2	Bay 2 (beds 5-8)	1	Multi-bed Wards	28	18	Radiant Panels	Remote Sensor Adj.	Yes	Comfort Cooled Fresh Air	Natural, Central Supply & Extract	4	4 via bedroom ensuite	Balanced	F7	43	41	100	5	300	A	80	switch / dimmer	Bed / Trolley 1.45m
3-C1.2-025		Bay 1 - Ensuite	1	Bathroom	28	20	Radiant Panels	Remote Sensor Adj.	No	None	Central Dirty Extract	0	17	Negative	None	43	41	200	n/a	None	A	80	Automatic Controls	Floor 0m
3-C1.2-026		Bay 1 (beds 1-4)	1	Multi-bed Wards	28	18	Radiant Panels	Remote Sensor Adj.	Yes	Comfort Cooled Fresh Air	Natural, Central Supply & Extract	4	4 via bedroom ensuite	Balanced	F7	43	41	100	5	300	A	80	switch / dimmer	Bed / Trolley 1.45m
3-C1.3-011	C1.3	Bay 1 (Bed 2-5)	1	Multi-bed Wards	28	18	Radiant Panels	Remote Sensor Adj.	Yes	Ceiling Cassette - Chilled Water	Natural, Central Supply & Extract	4	4 via bedroom ensuite	Balanced	F7	43	41	100	5	300	A	80	switch / dimmer	Bed / Trolley 1.45m
3-C1.3-013		Bay 2 (beds 6-9)	1	Multi-bed Wards	28	18	Radiant Panels	Remote Sensor Adj.	Yes	Ceiling Cassette - Chilled Water	Natural, Central Supply & Extract	4	4 via bedroom ensuite	Balanced	F7	43	41	100	5	300	A	80	switch / dimmer	Bed / Trolley 1.45m
3-D9-022	D9	Bay 1 (beds 3-5)	1	Multi-bed Wards	28	18	Radiant Panels	Remote Sensor Adj.	Yes	Comfort Cooled Fresh Air	Natural, Central Supply & Extract	4	4 via bedroom ensuite	Balanced	F7	43	41	100	5	300	A	80	switch / dimmer	Bed / Trolley 1.45m

Lyndsey Johnston TÜV SÜD REAL ESTATE	G1547 RDD Review Ventilation DIstribution TRANSMITTAL	01/05/2018 WWHIT-TRANSMIT-001059
BMEdinburgh DocControl MULTIPLEX CONSTRUCTION EUROPE	Fwd: G1547 RDD Review Ventilation DIstribution TRANSMITTAL	02/05/2018 MPX-TRANSMIT-010775
Kamil Kolodziejczyk MOTT MACDONALD LTD (HEAD OFFICE UK)	Re: G1547 RDD Review Ventilation DIstribution GENERAL CORRESPONDENCE	04/05/2018 MM-GC-003999
Ken Hall MULTIPLEX CONSTRUCTION EUROPE	Fwd: G1547 RDD Review Ventilation DIstribution GENERAL CORRESPONDENCE	08/05/2018 MPX-GC-026820
Ken Hall MULTIPLEX CONSTRUCTION EUROPE	Re: G1547 RDD Review Ventilation DIstribution GENERAL CORRESPONDENCE	16/05/2018 MPX-GC-026944
Brian Rutherford TÜV SÜD REAL ESTATE	Re: G1547 RDD Review Ventilation DIstribution GENERAL CORRESPONDENCE	17/05/2018 WWHIT-GC-003409
Ken Hall MULTIPLEX CONSTRUCTION EUROPE	Re: G1547 RDD Review Ventilation DIstribution GENERAL CORRESPONDENCE	29/05/2018 MPX-GC-027108
Ken Hall MULTIPLEX CONSTRUCTION EUROPE	Re: G1547 RDD Review Ventilation DIstribution GENERAL CORRESPONDENCE	04/06/2018 MPX-GC-027178
Ken Hall MULTIPLEX CONSTRUCTION EUROPE	Re: G1547 RDD Review Ventilation DIstribution GENERAL CORRESPONDENCE	08/06/2018 MPX-GC-027256
Brian Rutherford TÜV SÜD REAL ESTATE	Re: G1547 RDD Review Ventilation DIstribution GENERAL CORRESPONDENCE	12/06/2018 WWHIT-GC-003435
Ken Hall MULTIPLEX CONSTRUCTION EUROPE	Re: G1547 RDD Review Ventilation DIstribution GENERAL CORRESPONDENCE	12/06/2018 MPX-GC-027301
Stewart McKechnie TÜV SÜD REAL ESTATE	Re: G1547 RDD Review Ventilation DIstribution GENERAL CORRESPONDENCE	12/06/2018 WWHIT-GC-003437
Ken Hall MULTIPLEX CONSTRUCTION EUROPE	Fwd: G1547 RDD Review Ventilation DIstribution GENERAL CORRESPONDENCE	13/06/2018 MPX-GC-027319
Ken Hall MULTIPLEX CONSTRUCTION EUROPE	Re: G1547 RDD Review Ventilation DIstribution GENERAL CORRESPONDENCE	13/06/2018 MPX-GC-027338
Brian Rutherford TÜV SÜD REAL ESTATE	Re: G1547 RDD Review Ventilation DIstribution GENERAL CORRESPONDENCE	18/06/2018 WWHIT-GC-003450
Ken Hall MULTIPLEX CONSTRUCTION EUROPE	Fwd: G1547 RDD Review Ventilation DIstribution GENERAL CORRESPONDENCE	12/10/2018 MPX-GC-028789
Ken Hall MULTIPLEX CONSTRUCTION EUROPE	Env Matrix Extract GENERAL CORRESPONDENCE	05/07/2018 MPX-GC-027605

RHSC and DCN
Little France
Edinburgh

Mott MacDonald Ltd (Head Office UK)
20-26 Wellesley Rd
Croydon

A47117341

Scotland United Kingdom

Surrey CR9 2UL United Kingdom
Ph. +44 20 87742000

MAIL TYPE	MAIL NUMBER	REFERENCE NUMBER
General Correspondence	MM-GC-003999	WWHIT-TRANSMIT-001059

Re: G1547 RDD Review Ventilation DIstribution

From	Mr Kamil Kolodziejczyk - Mott MacDonald Ltd (Head Office UK)
To (3)	Mr Colin Grindlay - Multiplex Construction Europe (+2 more...)
Cc (12)	Mr Didier Blanchet - Bouygues E&S FM (+11 more...)
Sent	Friday, 4 May 2018 9:14:04 AM BST (GMT +01:00)
Status	N/A

MESSAGE

WITHOUT PREJUDICE TO LOTHIAN HEALTH BOARD'S WHOLE RIGHTS, REMEDIES AND PLEAS WHICH ARE RESERVED

Colin,

The Board reviewed the ventilation distribution drawings as per MPX-TRANSMIT-010775 and has no comments on the proposal. Note however that associated documents such as (but not limited to) grille schedules and fire cause & effect need to be updated to reflect this updated design.

Regards
Kamil

Please note that this email is issued entirely without prejudice to Lothian Health Board's whole rights, remedies and pleas and may not be referred to or founded upon in any circumstances whatsoever without Lothian Health Board's express consent.

From: B DocControl
Sent: 02/05/2018 2:26:42 PM BST (GMT +01:00)
To: Kelly Bain, Kamil Kolodziejczyk, NHSL RHSC + DCN
Cc: Didier Blanchet, Richard Hair, Clive Hall, Paul Wandless, Wallace Weir, Liane Edwards-Scott, Alison Gordon, Colin Grindlay, Ken Hall, Kelly Hopkinson, Douglas McFall, Darren Pike, John Wales
Mail Number: MPX-TRANSMIT-010775
Subject: Fwd: G1547 RDD Review Ventilation DIstribution

Please find attached RDD documents issued electronically for information. Documents have now been put into a workflow and a hard copy will be issued for your review.

Should you have any queries please do not hesitate to contact me.

Kind Regards,

Kara
BM Edinburgh Document Control

Multiplex Construction Europe Ltd
RHSC & DCN Site Office
Little France Crescent
EDINBURGH
EH16 4TJ

T: [redacted]

From: L Johnston
Sent: 01/05/2018 3:58:52 PM BST (GMT +01:00)
To: Didier Blanchet, Richard Hair, Clive Hall, HLM Document Control, Jo Dorling, Mark Harrison, Lorraine Robertson HLM Architects, Ross Barrett HLM Architects, Eilidh Jane Simpson, Chris Youd, RHSC Document Control, Kieran Furley, Stacey Green, Neil Lancaster, Gavin Marsh, Gerry McDonnell, Jamie McLeish, Alison Mulrine, Gearoid Murray, Declan O'Donovan, Mark Quinn, Sinead Rogan, Brendan Rooney, Bob Violet, BMEdinburgh DocControl, Liane Edwards-Scott, Colin Grindlay, Ken Hall, Andy Kerr, Jonathon Mays, Andrew McColl, Keith McIntee, RBG Document Control, Barry McCormack, Lyndsey Johnston, TUV-SUD WHITTLE
Mail Number: WWHIT-TRANSMIT-001059
Subject: G1547 RDD Review Ventilation DIstribution

WW-Z3-03-PL-524-001 - General extract vent introduced into rooms 3-C1.2-023 & 3-C1.2-026 to achieve a room balance.
WW-Z4-00-PL-524-001 - General extract vent introduced into rooms G-A2-054 & G-A2-046 to achieve a room balance.
WW-Z4-00-PL-524-002 - General extract vent introduced into rooms G-A2-028 to achieve a room balance. Associated extract ductwork increased in size to accommodate additional air volume.
WW-Z4-01-PL-524-001 - General extract vent introduced into rooms 1-B1-065 to achieve a room balance.
WW-Z4-03-PL-524-001 - General extract vent introduced into rooms 3-C1.2-026 & 3-C1.2-023 to achieve a room balance. Bay 1 en-suite 3-C1.2-025 dirty extract branch introduced together with door grilles plus a branch has been added into ductwork above room 3-C1.1-021.
WW-Z4-03-PL-524-002 - General extract vent introduced into rooms 3-09-022, 3-C1.1018 & 3-C1.1-046 to achieve a room balance.

Regards

Lyndsey Johnston

Document Controller

TÜV SÜD Real Estate
The Venlaw Building
349 Bath Street
Glasgow

A47117341

G2 4AA
United Kingdom

[redacted]
[redacted]
www.tuv-sud.co.uk/realestate

Multi Bed – Ventilation Amendment Proposal to Achieve Room Balance
WW-SZ-XX-DC-XXX-010

Proposed Solution to Rooms Identified as Being of Concern

Room Reference Location	Ventilation Layout Drawing Number	Room Number	Room Description	Proposed Solution	Severity of Works			Ductwork Fabricated
					Local	Medium	Major	Yes/No
A	WW-Z4-00-PL-524-001K	G-A2-054	Multi Bed (4) Room Occupancy 10 People	Retain the supply ventilation at 4ac/hr and the en-suite ventilation at 10ac/hr. Ducts servicing en-suite & toilets to be retained at their original sizes. Introduce new general extract ductwork and grille into the room to provide 4ac/hr overall. This will achieve a balanced room pressure. Branch ducts to be connected locally into the existing general extract ductwork main. Supply & Extract Duty 174l/s. (Equates to 17 people).		✓		Yes
B	WW-Z4-00-PL-524-001K	G-A2-046	Multi Bed (4) Room Occupancy 10 People	Retain the supply ventilation at 4ac/hr and the en-suite ventilation at 10ac/hr. Ducts servicing en-suite & toilets to be retained at their original sizes. Introduce new general extract ductwork and grille into the room to provide 4ac/hr overall. This will achieve a balanced room pressure. Branch ducts to be connected locally into the existing general extract ductwork main. Supply & Extract Duty 174l/s. (Equates to 17 people).		✓		Yes
C	WW-Z4-00-PL-524-002L	G-A2-028	Multi Bed (4) Room Occupancy 10 People	Retain the supply ventilation at 4ac/hr and the en-suite ventilation at 10ac/hr. Ducts servicing en-suite & toilets to be retained at their original sizes. Introduce new general extract ductwork and grille into the room to provide 4ac/hr overall. This will achieve a balanced room pressure. Branch ducts to be connected locally into the existing general extract ductwork main. The main itself will be increased in size over a defined length. Supply & Extract Duty 174l/s. (Equates to 17 people).		✓		Yes
D	WW-Z4-01-PL-524-001J	1-B1-063	Multi Bed (4) Room Occupancy 15 People	Retain the supply ventilation at 4ac/hr. Introduce new general extract ductwork and grille into the room to provide 4ac/hr overall. The existing general extract ductwork currently serving the room has been increased in size and another grille added to it to serve the room. This will achieve a balanced room pressure. New branch duct to be connected locally into the existing general extract ductwork main. Supply & Extract Duty 312l/s. (Equates to 31 people).		✓		Yes
E	WW-Z4-01-PL-524-001J	1-B1-031	Multi Bed (4) Room Occupancy 15 People	Retain the supply ventilation at 4ac/hr. Introduce new general extract ductwork and grille into the room to provide 4ac/hr overall. The existing general extract ductwork currently serving the room has been increased in size and another grille added to it to serve the room. This will achieve a balanced room pressure. New branch duct to be connected locally into the existing general extract ductwork main. Supply & Extract Duty 332l/s. (Equates to 33 people).		✓		Yes
F	WW-Z4-01-PL-524-001J	1-B1-009	Multi Bed (4) Room Occupancy 15 People	Retain the supply ventilation at 4ac/hr. Introduce new general extract ductwork and grille into the room to provide 4ac/hr overall. The existing general extract ductwork currently serving the room has been increased in size and another grille added to it to serve the room. This will achieve a balanced room pressure. New branch duct to be connected locally into the existing general extract ductwork main. The main itself will be increased in size over a defined length. Supply & Extract Duty 348l/s. (Equates to 34 people).		✓		Yes

Issue	Date	By	Checked
1	08.02.17	BR	SMcK
2	14.02.17	BR	SMcK
3	22.02.17	BR	SMcK
4	11.05.17	BR	SMcK
5	23.05.17	BR	SMcK
6	14.05.18	BR	SMcK
7	06.06.18	BR	SMcK

Multi Bed – Ventilation Amendment Proposal to Achieve Room Balance
WW-SZ-XX-DC-XXX-010

Room Reference Location	Ventilation Layout Drawing Number	Room Number	Room Description	Proposed Solution	Severity of Works			Ductwork Fabricated
					Local	Medium	Major	Yes/No
G	WW-Z3-03-PL-524-001G	3-C1.3-011	Multi Bed (4) Room Occupancy 14 People	Retain the supply ventilation at 4ac/hr and the en-suite and shared wet room ventilation at 10ac/hr. Introduce new general extract ductwork and grille into the room to provide 4ac/hr overall. This will achieve a balanced room pressure. Branch ducts to be connected locally into the existing general extract ductwork main. The main itself will be increased in size over a defined length. Supply & Extract Duty 176l/s. (Equates to 17 people).		✓		Yes
H	WW-Z3-03-PL-524-001G	3-C1.3-013	Multi Bed (4) Room Occupancy 14 People	Retain the supply ventilation at 4ac/hr and the en-suite and the shared wet room ventilation at 10ac/hr. Introduce new general extract ductwork and grille into the room to provide 4ac/hr overall. This will achieve a balanced room pressure. Branch ducts to be connected locally into the existing general extract ductwork main. The main itself will be increased in size over a defined length. Supply & Extract Duty 174l/s. (Equates to 17 people).		✓		Yes
I	WW-Z4-03-PL-524-001G	3-C1.2-026	Multi Bed (4) Room Occupancy 14 People	Retain the supply ventilation at 4ac/hr. Bay 1 toilets, ventilation is 10ac/hr and shared en-suite ventilation is 17ac/hr. Introduce a new general extract and dirty extract ductwork and grilles into the respective rooms to provide 4ac/hr overall. This will achieve a balanced room pressure. Branch ducts to be connected locally into the existing general and dirty extract ductwork mains. Door grilles will be provided within the shared en-suite, shared en-suite ventilation will be 17ac/hr. Supply & Extract Duty 176l/s. (Equates to 17 people).		✓		Yes
J	WW-Z4-03-PL-524-001G	3-C1.2-023	Multi Bed (4) Room Occupancy 14 People	Retain the supply ventilation at 4ac/hr. Bay 1 toilets, ventilation is 10ac/rd and shared en-suite ventilation is 17ac/hr. Introduce a new general extract and dirty extract ductwork and grilles into the respective rooms to provide 4ac/hr overall. This will achieve a balanced room pressure. Branch ducts to be connected locally into the existing general and dirty extract ductwork mains. Door grilles will be provided within the shared en-suite, shared en-suite ventilation will be 17ac/hr. Supply & Extract Duty 176l/s. (Equates to 17 people).		✓		Yes
K	WW-Z4-03-PL-524-002G	3-C1.1-018	Multi Bed (4) Room Occupancy 15 People	Retain the supply ventilation at 4ac/hr and the en-suite ventilation at 17ac/hr. Ducts serving the en-suites and toilets to be increased in size. Introduce new general extract ductwork and grille into the room to provide 4ac/hr overall. This will achieve a balanced room pressure. Branch duct to be connected locally into the existing general extract ductwork main. Door grilles will be provided within the en-suite and toilets. Supply & Extract Duty 184l/s. (Equates to 18 people).		✓		Yes
L	WW-Z4-03-PL-524-002G	3-C1.1-046	Multi Bed (4) Room Occupancy 15 People	Retain the supply ventilation at 4ac/hr and the en-suite ventilation at 17ac/hr. Ducts serving the en-suites and toilets to be increased in size. Introduce new general extract ductwork and grille into the room to provide 4ac/hr overall. This will achieve a balanced room pressure. Branch duct to be connected locally into the existing general extract ductwork main. Door grilles will be provided within the en-suite and toilets. Supply & Extract Duty 186l/s. (Equates to 18 people).		✓		Yes

Issue	Date	By	Checked
1	08.02.17	BR	SMcK
2	14.02.17	BR	SMcK
3	22.02.17	BR	SMcK
4	11.05.17	BR	SMcK
5	23.05.17	BR	SMcK
6	14.05.18	BR	SMcK
7	06.06.18	BR	SMcK

Multi Bed – Ventilation Amendment Proposal to Achieve Room Balance
WW-SZ-XX-DC-XXX-010

Room Reference Location	Ventilation Layout Drawing Number	Room Number	Room Description	Proposed Solution	Severity of Works			Ductwork Fabricated
					Local	Medium	Major	Yes/No
M	WW-Z4-01-PL-524-001J	1-B1-065	Multi Cot (3) Room Occupancy 9 People	Retain the supply ventilation at 4ac/hr. Introduce new general extract ductwork and grilles into the room to provide 4ac/hr. Branch duct to be connected locally into the existing general extract ductwork. The existing general extract ductwork currently serving this area has been increased in size. This will achieve a balanced room pressure. Supply & Extract Duty 144l/s. (Equates to 14 people).		✓		Yes
N	WW-Z4-01-PL-524-002F	1-L1-100	Multi Bed (4)	No change to the existing room ventilation provision and ductwork design, room is currently positive to corridor.	N/A	N/A	N/A	N/A
O	WW-Z4-01-PL-524-002F	1-L1-097	Multi Bed (4)	No change to the existing room ventilation provision and ductwork design, room is currently positive to corridor.	N/A	N/A	N/A	N/A
P	WW-Z4-03-PL-524-001F	3-C1.8-027	Multi Bed (4)	No change to the existing room ventilation provision and ductwork design, room is currently positive to corridor.	N/A	N/A	N/A	N/A
Q	WW-Z4-03-PL-524-001F	3-C1.8-016	Multi Bed (4)	No change to the existing room ventilation provision and ductwork design, room is currently positive to corridor.	N/A	N/A	N/A	N/A
R	WW-Z3-03-PL-524-002G	3-C1.4-084	Multi Bed (4)	No change to the existing room ventilation provision and ductwork design, room is currently positive to corridor.	N/A	N/A	N/A	N/A
S	WW-Z3-03-PL-524-002G	3-C1.4-061	Multi Bed (6)	No change to the existing room ventilation provision and ductwork design, room is currently positive to corridor.	N/A	N/A	N/A	N/A
T	WW-Z4-03-PL-524-002G	3-D9-022	Multi Bed (3) Room Occupancy 11 People	Retain the supply ventilation at 4ac/hr and the en-suite ventilation at 10ac/hr. Introduce new general extract ductwork and grilles into the room to provide 4ac/hr overall. This will achieve a balanced room pressure. Branch ducts to be connected locally into the existing general extract ductwork mains. One of the mains itself will be increased in size over a defined length. Supply & Extract Duty 122l/s. (Equates to 12 people)		✓		Yes

Notes :-

1) Room occupancy is taken from the Clinical Output Based Specifications.
2) Bedroom ventilation is based on a fresh air rate allowance of 10l/s per person in line with SHTM 03-01.

Issue	Date	By	Checked
1	08.02.17	BR	SMcK
2	14.02.17	BR	SMcK
3	22.02.17	BR	SMcK
4	11.05.17	BR	SMcK
5	23.05.17	BR	SMcK
6	14.05.18	BR	SMcK
7	06.06.18	BR	SMcK

Multi Bed – Ventilation Amendment Proposal to Achieve Room Balance
WW-SZ-XX-DC-XXX-010

Proposed Solution to Rooms Identified as Being of Concern

Room Reference Location	Ventilation Layout Drawing Number	Room Number	Room Description	Proposed Solution	Severity of Works			Ductwork Fabricated
					Local	Medium	Major	Yes/No
A	WW-Z4-00-PL-524-001K	G-A2-054	Multi Bed (4) Room Occupancy 10 People	Retain the supply ventilation at 4ac/hr and the en-suite ventilation at 10ac/hr. Ducts servicing en-suite & toilets to be retained at their original sizes. Introduce new general extract ductwork and grille into the room to provide 4ac/hr overall. This will achieve a balanced room pressure. Branch ducts to be connected locally into the existing general extract ductwork main. Supply & Extract Duty 174l/s. (Equates to 17 people).		✓		Yes
B	WW-Z4-00-PL-524-001K	G-A2-046	Multi Bed (4) Room Occupancy 10 People	Retain the supply ventilation at 4ac/hr and the en-suite ventilation at 10ac/hr. Ducts servicing en-suite & toilets to be retained at their original sizes. Introduce new general extract ductwork and grille into the room to provide 4ac/hr overall. This will achieve a balanced room pressure. Branch ducts to be connected locally into the existing general extract ductwork main. Supply & Extract Duty 174l/s. (Equates to 17 people).		✓		Yes
C	WW-Z4-00-PL-524-002L	G-A2-028	Multi Bed (4) Room Occupancy 10 People	Retain the supply ventilation at 4ac/hr and the en-suite ventilation at 10ac/hr. Ducts servicing en-suite & toilets to be retained at their original sizes. Introduce new general extract ductwork and grille into the room to provide 4ac/hr overall. This will achieve a balanced room pressure. Branch ducts to be connected locally into the existing general extract ductwork main. The main itself will be increased in size over a defined length. Supply & Extract Duty 174l/s. (Equates to 17 people).		✓		Yes
D	WW-Z4-01-PL-524-001J	1-B1-063	Multi Bed (4) Room Occupancy 15 People	Retain the supply ventilation at 4ac/hr. Introduce new general extract ductwork and grille into the room to provide 4ac/hr overall. The existing general extract ductwork currently serving the room has been increased in size and another grille added to it to serve the room. This will achieve a balanced room pressure. New branch duct to be connected locally into the existing general extract ductwork main. Supply & Extract Duty 312l/s. (Equates to 31 people).		✓		Yes
E	WW-Z4-01-PL-524-001J	1-B1-031	Multi Bed (4) Room Occupancy 15 People	Retain the supply ventilation at 4ac/hr. Introduce new general extract ductwork and grille into the room to provide 4ac/hr overall. The existing general extract ductwork currently serving the room has been increased in size and another grille added to it to serve the room. This will achieve a balanced room pressure. New branch duct to be connected locally into the existing general extract ductwork main. Supply & Extract Duty 332l/s. (Equates to 33 people).		✓		Yes
F	WW-Z4-01-PL-524-001J	1-B1-009	Multi Bed (4) Room Occupancy 15 People	Retain the supply ventilation at 4ac/hr. Introduce new general extract ductwork and grille into the room to provide 4ac/hr overall. The existing general extract ductwork currently serving the room has been increased in size and another grille added to it to serve the room. This will achieve a balanced room pressure. New branch duct to be connected locally into the existing general extract ductwork main. The main itself will be increased in size over a defined length. Supply & Extract Duty 348l/s. (Equates to 34 people).		✓		Yes

Issue	Date	By	Checked
1	08.02.17	BR	SMcK
2	14.02.17	BR	SMcK
3	22.02.17	BR	SMcK
4	11.05.17	BR	SMcK
5	23.05.17	BR	SMcK
6	14.05.18	BR	SMcK
7	06.04.18	BR	SMcK

Multi Bed – Ventilation Amendment Proposal to Achieve Room Balance
WW-SZ-XX-DC-XXX-010

Room Reference Location	Ventilation Layout Drawing Number	Room Number	Room Description	Proposed Solution	Severity of Works			Ductwork Fabricated
					Local	Medium	Major	Yes/No
G	WW-Z3-03-PL-524-001G	3-C1.3-011	Multi Bed (4) Room Occupancy 14 People	Retain the supply ventilation at 4ac/hr and the en-suite and shared wet room ventilation at 10ac/hr. Introduce new general extract ductwork and grille into the room to provide 4ac/hr overall. This will achieve a balanced room pressure. Branch ducts to be connected locally into the existing general extract ductwork main. The main itself will be increased in size over a defined length. Supply & Extract Duty 176l/s. (Equates to 17 people).		✓		Yes
H	WW-Z3-03-PL-524-001G	3-C1.3-013	Multi Bed (4) Room Occupancy 14 People	Retain the supply ventilation at 4ac/hr and the en-suite and the shared wet room ventilation at 10ac/hr. Introduce new general extract ductwork and grille into the room to provide 4ac/hr overall. This will achieve a balanced room pressure. Branch ducts to be connected locally into the existing general extract ductwork main. The main itself will be increased in size over a defined length. Supply & Extract Duty 174l/s. (Equates to 17 people).		✓		Yes
I	WW-Z4-03-PL-524-001G	3-C1.2-026	Multi Bed (4) Room Occupancy 14 People	Retain the supply ventilation at 4ac/hr. Bay 1 toilets, ventilation is 10ac/hr and shared en-suite ventilation is 17ac/hr. Introduce a new general extract and dirty extract ductwork and grilles into the respective rooms to provide 4ac/hr overall. This will achieve a balanced room pressure. Branch ducts to be connected locally into the existing general and dirty extract ductwork mains. Door grilles will be provided within the shared en-suite, shared en-suite ventilation will be 17ac/hr. Supply & Extract Duty 176l/s. (Equates to 17 people).		✓		Yes
J	WW-Z4-03-PL-524-001G	3-C1.2-023	Multi Bed (4) Room Occupancy 14 People	Retain the supply ventilation at 4ac/hr. Bay 1 toilets, ventilation is 10ac/rd and shared en-suite ventilation is 17ac/hr. Introduce a new general extract and dirty extract ductwork and grilles into the respective rooms to provide 4ac/hr overall. This will achieve a balanced room pressure. Branch ducts to be connected locally into the existing general and dirty extract ductwork mains. Door grilles will be provided within the shared en-suite, shared en-suite ventilation will be 17ac/hr. Supply & Extract Duty 176l/s. (Equates to 17 people).		✓		Yes
K	WW-Z4-03-PL-524-002G	3-C1.1-018	Multi Bed (4) Room Occupancy 15 People	Retain the supply ventilation at 4ac/hr and the en-suite ventilation at 17ac/hr. Ducts serving the en-suites and toilets to be increased in size. Introduce new general extract ductwork and grille into the room to provide 4ac/hr overall. This will achieve a balanced room pressure. Branch duct to be connected locally into the existing general extract ductwork main. Door grilles will be provided within the en-suite and toilets. Supply & Extract Duty 184l/s. (Equates to 18 people).		✓		Yes
L	WW-Z4-03-PL-524-002G	3-C1.1-046	Multi Bed (4) Room Occupancy 15 People	Retain the supply ventilation at 4ac/hr and the en-suite ventilation at 17ac/hr. Ducts serving the en-suites and toilets to be increased in size. Introduce new general extract ductwork and grille into the room to provide 4ac/hr overall. This will achieve a balanced room pressure. Branch duct to be connected locally into the existing general extract ductwork main. Door grilles will be provided within the en-suite and toilets. Supply & Extract Duty 186l/s. (Equates to 18 people).		✓		Yes

Issue	Date	By	Checked
1	08.02.17	BR	SMcK
2	14.02.17	BR	SMcK
3	22.02.17	BR	SMcK
4	11.05.17	BR	SMcK
5	23.05.17	BR	SMcK
6	14.06.18	BR	SMcK
7	08.08.18	BR	SMcK

A47117341

Multi Bed – Ventilation Amendment Proposal to Achieve Room Balance
WW-SZ-XX-DC-XXX-010

Room Reference Location	Ventilation Layout Drawing Number	Room Number	Room Description	Proposed Solution	Severity of Works			Ductwork Fabricated
					Local	Medium	Major	Yes/No
M	WW-Z4-01-PL-524-001J	1-B1-065	Multi Cot (3) Room Occupancy 9 People	Retain the supply ventilation at 4ac/hr. Introduce new general extract ductwork and grilles into the room to provide 4ac/hr. Branch duct to be connected locally into the existing general extract ductwork. The existing general extract ductwork currently serving this area has been increased in size. This will achieve a balanced room pressure. Supply & Extract Duty 144l/s. (Equates to 14 people).		✓		Yes
N	WW-Z4-01-PL-524-002F	1-L1-100	Multi Bed (4)	No change to the existing room ventilation provision and ductwork design, room is currently positive to corridor.	N/A	N/A	N/A	N/A
O	WW-Z4-01-PL-524-002F	1-L1-097	Multi Bed (4)	No change to the existing room ventilation provision and ductwork design, room is currently positive to corridor.	N/A	N/A	N/A	N/A
P	WW-Z4-03-PL-524-001F	3-C1.8-027	Multi Bed (4)	No change to the existing room ventilation provision and ductwork design, room is currently positive to corridor.	N/A	N/A	N/A	N/A
Q	WW-Z4-03-PL-524-001F	3-C1.8-016	Multi Bed (4)	No change to the existing room ventilation provision and ductwork design, room is currently positive to corridor.	N/A	N/A	N/A	N/A
R	WW-Z3-03-PL-524-002G	3-C1.4-084	Multi Bed (4)	No change to the existing room ventilation provision and ductwork design, room is currently positive to corridor.	N/A	N/A	N/A	N/A
S	WW-Z3-03-PL-524-002G	3-C1.4-061	Multi Bed (6)	No change to the existing room ventilation provision and ductwork design, room is currently positive to corridor.	N/A	N/A	N/A	N/A
T	WW-Z4-03-PL-524-002G	3-D9-022	Multi Bed (3) Room Occupancy 11 People	Retain the supply ventilation at 4ac/hr and the en-suite ventilation at 10ac/hr. Introduce new general extract ductwork and grilles into the room to provide 4ac/hr overall. This will achieve a balanced room pressure. Branch ducts to be connected locally into the existing general extract ductwork mains. One of the mains itself will be increased in size over a defined length. Supply & Extract Duty 122l/s. (Equates to 12 people)		✓		Yes

Notes :-

1) Room occupancy is taken from the Clinical Output Based Specifications.
2) Bedroom ventilation is based on a fresh air rate allowance of 10l/s per person in line with SHTM 03-01.

Issue	Date	By	Checked
1	06.02.17	BR	SMcK
2	14.02.17	BR	SMcK
3	22.02.17	BR	SMcK
4	11.05.17	BR	SMcK
5	23.05.17	BR	SMcK
6	14.05.18	BR	SMcK
7	06.06.18	BR	SMcK

RDD	
Reviewable Design Data : Section 5 of Schedule Part 6	
	Bo..d
Name	J. MACKENZIE
Date	26/7/18
Sign	[redacted]
Level	A
Comment:	
In accordance with the Levels as set out in Clause 4 Effect of Review and Schedule Part 8 (Review Procedure); Level A : No Comment Level B : Proceed subject to Amendment as noted Level C : Subject to amendment as noted Level D : Rejected	

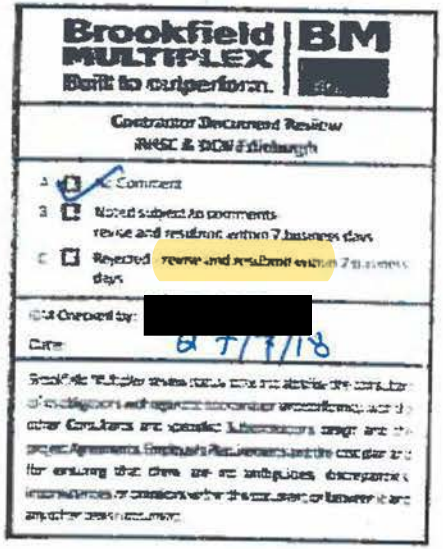

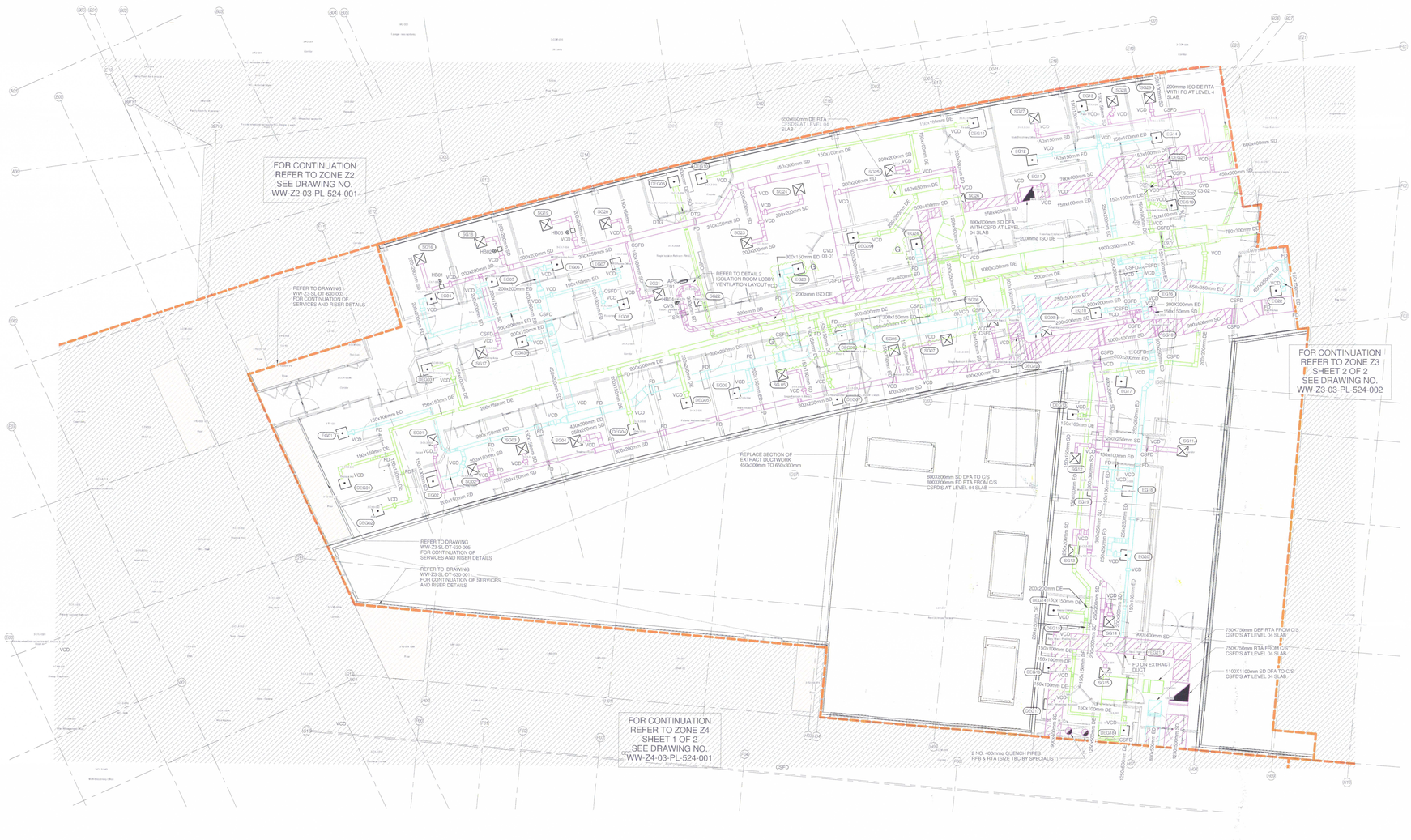

N

Notes

Check all dimensions on site. Do not scale from this drawing.
Report any discrepancies and omissions to drawing originator
This Drawing is Copyright ©

Designer Identification of Hazard Risk

- Indicates a Residual Risk requiring a Compulsory Action
- Indicates a Residual Risk for Information
- Indicates a Residual Risk requiring a Prohibitive Action
- Indicates a Residual Risk as a Warning

LEGEND

SG	-	SUPPLY GRILLE
EG	-	EXTRACT GRILLE
DEG	-	DIRTY EXTRACT GRILLE
VCD	-	VOLUME CONTROL DAMPER
APS	-	AIR PRESSURE STABILISER
MD	-	MOTOR CONTROL DAMPER
CSFD	-	COMBINED SMOKE & FIRE DAMPER
FD	-	FIRE DAMPER
ED	-	EXTRACT DUCT
SD	-	SUPPLY DUCT
DE	-	DIRTY EXTRACT
ISO DE	-	DIRTY ISOLATION EXTRACT
DEF	-	DIRTY EXTRACT FAN
KED	-	KITCHEN EXTRACT DUCT
FAI	-	FRESH AIR INTAKE
EX	-	EXHAUST
AHU	-	AIR HANDLING UNIT
DFA	-	DROP FROM ABOVE
DTB	-	DROP TO BELOW
DTLL	-	DROP TO LOW LEVEL
RTHL	-	RISE TO HIGH LEVEL
RFB	-	RISE FROM BELOW
RTA	-	RISE TO ABOVE
OS	-	OFFSET (UP OR DOWN)
	-	ATTENUATOR
CTA	-	CROSS TALK ATTENUATOR
HB	-	HEATING BATTERY
CVD	-	CONSTANT VOLUME DAMPER
CVB	-	CONSTANT VOLUME BOX
DTG	-	DOOR TRANSFER GRILLE
	-	FIRE RATED DUCTWORK
FC	-	INTUMESCENT FIRE COLLAR
DTG	-	DOOR TRANSFER GRILLE
SP	-	SPECTACLE PLATE

NOTES

1. GENERAL DUCTWORK INSTALLATION TO COMPLY WITH DW144.
2. KITCHEN DUCTWORK INSTALLATION TO COMPLY WITH DW172.
3. COMBINED SMOKE & FIRE DAMPERS TO BE LOCATED AS SHOWN. ALL DUCTWORK PENETRATIONS PASSING THROUGH FLOOR LEVEL STRUCTURAL SLABS SHALL ALSO BE PROVIDED WITH A COMBINED SMOKE & FIRE DAMPER.
4. ALL NEW GRILLES TO BE INSTALLED COMPLETE WITH PLENUM BOX WITH SIDE ENTRY SPIGOT.
5. ALL GRILLES TO BE POLYESTER POWDER COATED TO BS OR RAL COLOUR APPROVED BY ARCHITECT.
6. ALL DIMENSIONS SHOWN ARE IN MILLIMETRES.
7. ALL WORKS & COMMISSIONING TO BE CARRIED OUT IN ACCORDANCE WITH THE SPECIFICATION.
8. PROPOSED VENTILATION WORKS HAVE BEEN DESIGNED AND WILL BE INSTALLED, TAKING COGNISANCE OF THE RELEVANT REQUIREMENTS OF SECTION 6 OF THE TECHNICAL STANDARDS.
9. ALL FINAL CONNECTIONS TO GRILLES TO BE FLEXIBLE CONNECTION.
10. ALL DUCT MOUNTED FANS MUST BE INSTALLED WITH ANTI VIBRATION MOUNTS.
11. FLEXIBLE DUCTING SHALL NOT EXCEED 1 METRE IN LENGTH IN ACCORDANCE SHTM 03-01.
12. ISOLATION ROOM DIRTY EXTRACT DUCTWORK TO BE FIRE RATED.
13. SUPPLY DUCTWORK SERVING ISOLATION ROOMS TO BE FIRE RATED TO ENSURE CONTINUOUS OPERATION DURING FIRE ALARM ACTIVATION.
14. SUPPLY DUCTWORK BRANCH SERVING EACH ISOLATION SUITE SHALL BE FITTED WITH A COMBINED SMOKE AND FIRE DAMPER AT ENTRY TO THE LOBBY TO BE UTILISED FOR SHUTTING THE ROOM DOWN FOR CLEANING AND MAINTENANCE.
15. FUME CUPBOARD EXTRACT DUCTWORK AND COMPONENTS SHALL BE MANUFACTURED FROM UNPLASTICISED POLYVINYL CHLORIDE (uPVC) COMPLYING WITH HVCA DOCUMENT DW/154.
16. ALL FUME CUPBOARDS TO BE SUPPLIED BY OTHERS.
17. ALL PENETRATIONS TO BE SUITABLY FIRE STOPPED VIA INTUMESCENT COLLARS AS REQUIRED, THROUGH BOTH WALLS & SLABS ETC. IN LINE WITH THE ARCHITECTS CURRENT FIRE STRATEGY.
18. FUME CUPBOARD DISCHARGE TO ATMOSPHERE SHALL BE 3000mm ABOVE ROOF LEVEL IN ACCORDANCE WITH BS EN 14175.
19. THE DUCTWORK INSTALLATION HAS BEEN DESIGNED AND WILL BE INSTALLED IN ACCORDANCE WITH SHTM 03-01 'VENTILATION IN HEALTHCARE PREMISES - PART A - DESIGN AND VALIDATION'.

RDD

Partnership Design Team
Guidance Ref Schedule Rev E

Name: E. CURRIE
Date: 3/5/16
Sign: [redacted]
Check: B
Comment: REFER TO HH-9C-003494

In addition and where relevant to mitigating the Effect of Review and Schedule Risk to Minimise Residuals.

Level 1: No Comment
Level 2: Subject to Amendment as noted
Level 3: Subject to Amendment as noted
Level 4: Rejected

G	01/05 2016	GENERAL EXTRACT VENT INTRODUCED INTO ROOMS 3-G1.2-G23 & 3-C1.2-G26 TO ACHIEVE A ROOM BALANCE.	DM/ SJ / BR/ MM
F	05/12 2016	DRAWING UPDATED TO REFLECT CURRENT FIRE STRATEGY. TYPICAL DETAIL 2 UPDATED. VENTILATION TO ISOLATION SUITES UPDATED.	DM/ SJ / JS/ BR
E	29/07 2016	VENTILATION DUCTWORK REVISED WITH ALTERNATIVE ISOLATION ROOM VENTILATION SCHEME. MERCURY COMMENTS INCORPORATED.	AW/ SJ / LM/ BR
D	23/06 2016	VENTILATION DUCTWORK REVISED WITH ALTERNATIVE ISOLATION ROOM VENTILATION SCHEME	DM/ AW / JS/ BR
C	05/02 2016	ISSUED AT REVISION C	DM/ AW / JS/ BR
B	18/01 2016	ISSUED FOR BUILDING WARRANT	DM/ SJ / JS/ BR
A	07/10 2015	ISSUED AT REVISION A	DM/ SJ / JS/ BR

Revisions

Project

Re-provision of RHSC and DCN at Little France

Client

NHS Lothian

Title

ZONE Z3 - LEVEL 03
VENTILATION DISTRIBUTION
SHEET 1 OF 2

Drawing No.	Revision
WW-Z3-03-PL-524-001	G

Scale @ A0 | Date

As indicated | JAN. 2015

Status

CONSTRUCTION

IHS LOTHIAN
INTEGRATED HEALTH SOLUTIONS

Brookfield MULTIPLEX | BM
Built to outperform.

Contractor Document Review
RHSC & DCN Edinburgh

A ☐ No Comment
B ☐ Amend subject to comments
C ☐ Rejected - review and re-submit within 7 Business days.

Name: [redacted]
Date: 04/07/16

Signature indicates acceptance of action by employer only. Contractor remains responsible for all aspects of the Works including but not limited to dimensions, quantities, fabrication processes and techniques, co-ordination with other trades and safety in accordance with the Contract.

REFER TO mPX-GC-026820

RDD COMMENTS

ITEM	COMMENT	RESPONSE
1.	NO COMMENTS	STATUS A

* COMMENTS BASED ON WW-Z3-03-PL-524-001 Rev E - STATUS A.

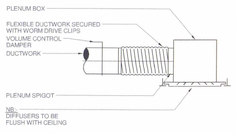

TYPICAL DETAIL 1
FLEXIBLE CONNECTION TO GRILLE PLENUM BOX
NTS

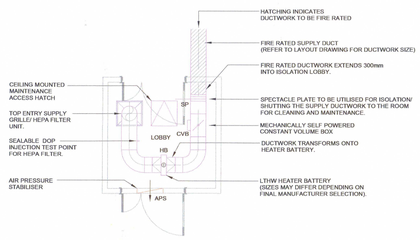

TYPICAL DETAIL 2
ISOLATION ROOM POSITIVE PRESSURE RED ACCESS LOBBY VENTILATION LAYOUT
NTS

ZONE LOCATION PLAN
N.T.S.

	300		63		450		600						A1/2:1
M	5	18	10	18	25	8	35	18	35	8	35		1:100/1:200
	25	12					18		18				1:200/1:100
	825	1	425				825						1:50/1:20

A47117341

IHS LOTHIAN LTD

Disputed Works Schedule Appendix 1 Item 13 (Formally Project Co Change 051)

Date – 12/12/18	Reference IHSL – 051 Rev B

Title – Single Bedroom Ventilation

1.0 Detail of Change

Table A1 of Appendix 1 : Recommended air-change rates of SHTM 03-01: Part A - Design and Validation indicates that single room should be provided with 6 ac/h and 0 or -ve pressure. Single room WC should be provided with 3 ac/h and -ve pressure.

Project Co proposes to:
1. Decrease the mechanical air change ventilation rate within single bedrooms from 6 air changes per hour (6 ac/hr) to 4 air changes per hour (4 ac/hr); and
2. Increase the mechanical air change ventilation rate within single bedroom WCs from 3 air changes per hour (3 ac/hr) to minimum 10 air changes per hour (10 ac/hr).

2.0 Reasons

Project Co's design philosophy for bedroom ventilation is based on mixed mode operation where mechanical supply ventilation providing 4ACH is then supplemented by openable windows to provide a passive means of ventilation (where access to an openable window is available).

3.0 Implications

As there is no general extract proposed in single rooms, Board will not be able to extract heat generated within the space from the air extracted through the en-suites.

4.0 Attachments

SCHEDULE 1

PART 1

TECHNICAL SCHEDULE

Item	Dispute	Description of Agreed Resolution
1	**Lighting in fire fighting stairwells** The Board believes Project Co have designated the 7 fire fighting shafts / stairwells for Emergency Evacuation as well as Fire Fighting. The Board believes this is confirmed in Project Co's Fire Strategy and MPX-RFI-002374. From a Fire Fighting perspective, the Board believes that as well as providing lighting for emergency evacuation, lighting is also required for life safety and fire fighting applications in accordance with BS 7671 and BS 5819. Project Co have not provided this lighting. Project Co's position is that the design and installation of the emergency lighting within the 7 fire fighting shaft / stairwells meets the requirements of the Project Agreement and was based on the package approved through Schedule Part 8 (Review Procedure). Each party disagrees with the other party's position and therefore a dispute has arisen.	For the lighting-lux levels in fire-fighting stairwells, Project Co have advised the Non-domestic Technical Handbook, clause 2.B.4 Escape lighting is the most appropriate guidance, and the Board agreed to proceed on that basis. Project Co are therefore required to procure approval to their lighting lux level proposal -in the 7 fire fighting shafts/stairwells from the Building Control Officer and the Independent Tester and Project Co will address any compliance requirements from Building Control Officer and the Independent Tester in accordance with the Project Agreement. Project Co are also required to procure approval from Building Control and the Independent Tester for any tests necessary for all stairwells to comply with the Non-domestic Technical Handbook, clause 2.B.4 Escape lighting. The testing information is as set out in Disputed Works Schedule Appendix 1 Item 4. The carrying out of such tests shall be witnessed by and all test results shall be shared with the Building Control Officer and the Independent Tester and the Board, and Project Co will address any compliance requirements from Building Control Officer and the Independent Tester (in accordance with the Project Agreement) arising from the testing.
2	**Non Fire rated IPS / UPS cabling** For compliance with BS 7671 and Guidance Note 7, and also BS 8519 circuits associated with essential life-support services should be either fire-rated or fire-protected. The implication of this is, in the event of a fire, power may be lost to essential life safety medical equipment in critical areas. The Board believes that Project Co has installed non fire rated cables to UPS boards serving critical areas. Project Co's position is that the design and installation meets the requirements of the Project Agreement and was based on the package approved through Schedule Part 8 (Review Procedure). For the avoidance of doubt, this Dispute only relates to the fire	The agreed resolution of the Dispute submitted by Project Co through the Schedule Part 8 (Review Procedure) and agreed by the Board is set out below and has been given status Level A or Level B. Following a collaborative review of the design between the Board and Project Co, Project Co made changes to 11 Number sub mains cables from UPS switchboard to UPS distribution boards changing these to fire rated. The remaining UPS submains cables from UPS output board in the basement to the UPS distribution board were agreed by the Board and Project Co to be left unaltered. All as noted within Aconex chain of correspondence MPX-Transmit-010735 as set out in Disputed Works Schedule Appendix 1 Item 2. WW-SZ-B1-PL-531-101 Rev 1 UPS 1 Cable Route RDD Status A (13/4/18) WW-SZ-B1-PL-531-102 Rev 1 UPS 2 Cable Route RDD Status B (13/4/18) WW-SZ-B1-PL-531-103 Rev 1 UPS 3 Cable Route RDD Status B (13/4/18)

Item	Dispute	Description of Agreed Resolution
	rated cables serving the UPS output board in the basement to the UPS distribution board. All other IPS / UPS cabling is excluded from this Dispute. Each party disagrees with the other party's position and therefore a dispute has arisen.	WW-SZ-B1-PL-531-104 Rev 1 UPS 4 Cable Route RDD Status A (13/4/18) WW-SZ-B1-PL-531-105 Rev 1 UPS 5 Cable Route RDD Status B (13/4/18) WW-SZ-B1-PL-531-106 Rev 1 UPS 6 Cable Route RDD Status B (13/4/18) WW-SZ-B1-PL-531-107 Rev 1 UPS 7 Cable Route RDD Status A (13/4/18) WW-SZ-B1-PL-531-108 Rev 1 UPS 8 Cable Route RDD Status B (13/4/18) WW-SZ-B1-PL-531-109 Rev 1 Helipad Cable Route RDD Status A (13/4/18) WW-SZ-B1-PL-531-112 Rev 1 UPS 12 Cable Route RDD Status B (13/4/18) WW-SZ-B1-PL-531-114 Rev 1 UPS 14 Cable Route RDD Status A (13/4/18) WW-XX-XX-DC-XXX-010 Rev 3 IPS / UPS Cable Alternative RDD Status B (13/4/18) WW-XX-XX-SC-539-001 Rev G UPS System Schematic RDD Status A (13/4/18).
3	**No earth bonding in certain required areas** The Board's position is that no equipotential bonding has been installed in 180 Group 1&2 rooms. Equipotential bonding is required to prevent electric shock to patients, staff and visitors. Project Co's position is that the design and installation meets the requirements of the Project Agreement and was based on the package approved through Schedule Part 8 (Review Procedure). Each party disagrees with the other party's position and therefore a dispute has arisen.	In accordance with Schedule Part 8 (Review Procedure) the Room by Room Risk Profile as set out in Disputed Works Schedule Appendix 1 Item 3 produced by Project Co has been given status Level B, and the correct grouping and categorisation has been applied to the original 144 rooms mentioned in the description. In accordance with Schedule Part 8 (Review Procedure), the Board / Project Co agreed that a further 36 rooms will be modified. 35 to Group 1 Category 2, and 1 No Group 1 Category 3 in relation to providing equipotential bonding. Aconex MPX-TRANSMIT-010801 as set out in Disputed Works Schedule Appendix 1 Item 3 contains the Room by Room Risk Profile document at rev F and WW-SZ-SL-SH-500-011 Rev F Room by Room Risk Profile Reviewable Design Data Status B (4/5/18). Project Co to ensure all rooms are correctly categorised and grouped per SHTM 06-01 and BS 7671 Table 9.1 of Guidance Note 7. Exclusions are as set out in Disputed Works Schedule Appendix 1 Item 3.

Item	Dispute	Description of Agreed Resolution
4	**Bedroom ventilation pressure regime and air change rate in rooms for neutropenic patients** The Board's position is that the rooms for neutropenic patients should be designed as isolation rooms (÷10 positive pressure). However, there are 12_single rooms which Project Co have designed to balanced pressure. Project Co's position is that the design and installation meets the requirements of the Project Agreement and was based on the package approved through Schedule Part 8 (Review Procedure). Each party disagrees with the other party's position and therefore a dispute has arisen.	The design and construction solution for 12_single bed rooms within the Haematology and Oncology Department has been approved through Schedule Part 8 (Review Procedure) and agreed by Project Co and the Board as resolving the Dispute, as set out in Disputed Works Schedule Appendix 1 Item 4. For clarity it is confirmed that the balanced pressure solution agreed is in accordance with the schedules reproduced in Section 1 of Disputed Works Schedule Appendix 1 Item 4 (Formally Project Co Change 050) – Neutropenic Patients Ventilation
5	**25% spare capacity** The Board's position is that 25% spare capacity should be provided by Project Co in terms of main and sub main distribution containment, UPS boards, AHU, physical space in voids and ceilings, risers. The Board are of the opinion that it is apparent from Site visits that the spare capacity has not been provided. Project Co's position is that the design and installation meets the requirements of the Project Agreement, was based on the package approved through Schedule Part 8 (Review Procedure), and spare capacity had been allowed in compliance with the BCRs. Each party disagrees with the other party's position and therefore a dispute has arisen.	The Board and Project Co have reviewed and commented upon the Spare Capacity Statement as set out in Disputed Works Schedule Appendix 1 Item 5. Medical Gas report dated 19 June 2018 as set out in Disputed Works Schedule Appendix 1 Item 5 was prepared by Project Co to respond to Board's comments. No adverse comments have been received from the Board in relation to this Report. The Board and Project Co have reached agreement on this matter all as recorded within Aconex MPX-GC-026751, NHSL-GC-003075 and MPX-GC-027180 as set out in Disputed Works Schedule Appendix 1 Item 5.

Item	Dispute	Description of Agreed Resolution
6	**HV distribution** In relation to system resilience, the Board believes Project Co's design for HV Distribution is non-compliant with the Board's Construction Requirements (BCR's), Project Co Proposal's (PCP's) and SHTM Guidance for the following elements; 1. Resilience of the HV main intake switch room, 2. HV cable distribution, 3. HV / LV substations. The Board believes the design currently creates single points of failure at the HV side of the electrical distribution network. Project Co's position is that the design and installation meets the requirements of the Project Agreement and was based on the package approved through Schedule Part 8 (Review Procedure), which was based on the Board's reference design. Each party disagrees with the other party's position and therefore a dispute has arisen.	The agreed resolution of the Dispute submitted by Project Co through the Schedule Part 8 (Review Procedure) and agreed by the Board, was for changes to be made to the switch panels within the energy centre to capture the generator panel as part of the ring. Fire protection has been applied to the fire hazard rooms. Drawings and schedules were updated and submitted through Schedule Part 8 (Review Procedure). Details of modifications to be carried out by Project Co are specified in the documents noted below. The Reviewable Design Data as set out below for this item has been given status Level A or Level B in accordance with Schedule Part 8 (Review Procedure). Gas suppression has been agreed to be provided within SS2A and SS2B. As set out within Aconex MPX-Transmit-010823 and MPX-GC-027179 as set out in Schedule Disputed Works Schedule Appendix 1 Item 6 and in the following drawings:- WW-XX-XX-SC-530-001 Rev I HV Distribution Schematic RDD Status B (11/5/18) WW-XX-XX-SC-530-102 Rev 1 Multiplex Alternative HV Room Configuration RDD Status A (11/5/18) WW-XX-XX-SC-530-103 Rev 1 Multiplex Alternative HV Ring Configuration RDD Status B (11/5/18) WW-XX-XX-SC-530-104 Rev 1 Multiplex Alternative HV Ring Configuration Protection System Schematic RDD Status B (11/5/18) WW-XX-XX-SC-530-105 Rev 1 Multiplex Alternative HV Ring Configuration Protection System Blocking Diagram RDD Status A (11/5/18) WW-XX-XX-SC-530-106 Rev 1 MV Cable Routing As Installed RDD Status A (11/5/18) WW-XX-XX-SC-530-107 Rev 1 G59 Connections RDD Status B (11/5/18) WW-XX-XX-SC-530-108 Rev 1 Generator System RDD Status B (15/5/18) WW-SZ-SL-SH-531-204 Rev 3 RHSC & DCN Gas Suppression Basement Substations RDD Status B.

Item	Dispute	Description of Agreed Resolution
7	**4 bed ventilation** In relation to ventilation pressure regimes, the Board believes Project Co's design for the 4 bed ventilation is non-compliant with the Board's Construction Requirements ("**BCRs**"), Project Co Proposal's ("**PCPs**"), SHTM Guidance, and also non-compliant with comments made by the Board on the Environmental Matrix in the Reviewable Design Data schedule at Financial Close, The Board also notes the Environmental Matrix was altered during Preferred Bidder to Financial Close period and was therefore not a direct copy of the reference design environmental matrix. In addition, the Board believe the intake air change rate and the extract air change rate are non-compliant. From a clinical perspective, the principal concern to the Board in continuing with Project Co's proposed pressure regime design means there is an unacceptable risk of the spread of bacterial airborne infections into corridors and surrounding patient rooms (positive to the corridor) The Board requires the pressure regime to be balanced or negative to the corridor. Project Co's position is that the design and installation meets the requirements of the Project Agreement, was based on the package approved through Schedule Part 8 (Review Procedure) which included the environmental matrix which had been discussed and was agreed pre Financial Close. The environmental matrix was a direct copy of the reference design environmental matrix developed during the preferred bidder period. No adverse comments were received prior to or at Financial Close. Each party disagrees with the other party's position and therefore a dispute has arisen.	The Reviewable Design Data noted below for this item has been given status Level B in accordance Schedule Part 8 (Review Procedure). The resolution of the Dispute submitted by Project Co through the Schedule Part 8 (Review Procedure) and agreed by the Board, is for 14 No 4 bed rooms to be balanced or negative to the corridor at 4 ac/hr. The remaining 6No 4 bed wards remain as per the environmental matrix, WW-XX-XX-DC-XXX-001 Rev 11, and rev 07 of the schedule WW-SZ-XX-DC-XXX-010. All as noted within Aconex MM-GC-003999, & MPX-TRANSMIT-010869 as set out in Disputed Works Schedule Appendix 1 Item 7. All as noted on drawings:- WW-Z3-03-PL-524-001 Rev G Zone Z3 Level 03 Ventilation Distribution Sheet 1 of 2 RDD Status B (3/5/18) WW-Z4-00-PL-524-001 Rev K Zone Z4 Level 00 Ventilation Distribution Sheet 1 of 2 RDD Status B (3/5/18) WW-Z4-00-PL-524-002 Rev L Zone Z4 Level 00 Ventilation Distribution Sheet 2 of 2 RDD Status B (3/5/18) WW-Z4-01-PL-524-001 Rev J Zone Z4 Level 01 Ventilation Distribution Sheet 1 of 2 RDD Status B (3/5/18) WW-Z4-03-PL-524-001 Rev G Zone Z4 Level 03 Ventilation Distribution Sheet 1 of 2 RDD Status B (3/5/18) WW-Z4-03-PL-524-002 Rev G Zone Z4 Level 03 Ventilation Distribution Sheet 2 of 2 RDD Status B (3/5/18) WW-SZ-XX-DC-XXX-010 Rev 07 General Ward - Ventilation Amendments Proposal RDD Status B (31/5/18).

Item	Dispute	Description of Agreed Resolution
8	**Bedhead trunking earth bonding points** The Board's position is that all bedhead trunking installed in Group 2 Medical Locations is provided with only 2 supplementary equipotential bonding points. This is not in compliance with GN7, which requires minimum 4 for IPS sockets. Project Co's position is that the design and installation meets the requirements of the Project Agreement and was based on the package approved through Schedule Part 8 (Review Procedure). Each party disagrees with the other party's position and therefore a dispute has arisen.	The Reviewable Design Data noted below for this item has been given status Level A or B in accordance with Schedule Part 8 (Review Procedure). The resolution to the Dispute agreed by the Board and Project Co required Project Co to provide a minimum 4 supplementary earthing points for medical IT sockets. All as noted within MPX-TRANSMIT-010733 & MPX-TRANSMIT-010714 as set out in Disputed Works Schedule Appendix 1 Item 8 All as per drawings:- WW-SZ-SL-SH-500-011 Rev F Room by Room Risk Profile RDD Status B (4/5/18) WW-Z3-00-PL-531-001 Rev M Zone Z3 Level 00 Small Power Layout Sheet 1 of 2 RDD Status B (13/4/18) WW-Z3-00-PL-531-002 Rev M Zone Z3 Level 00 Small Power Layout Sheet 2of 2 RDD Status B (13/4/18) WW-Z3-01-PL-531-001 Rev J Zone Z3 Level 01 Small Power Layout Sheet 1 of 2 RDD Status A (13/4/18) WW-Z3-01-PL-531-002 Rev P Zone Z3 Level 01 Small Power Layout Sheet 2 of 2 RDD Status B (13/4/18) WW-Z4-00-PL-531-002 Rev O Zone Z4 Level 00 Small Power Layout Sheet 2 of 2 RDD Status B (13/4/18) WW-Z4-01-PL-531-001 Rev K Zone Z4 Level 01 Small Power Layout Sheet 1 of 2 RDD Status A (13/4/18) WW-Z4-01-PL-531-002 Rev K Zone Z4 Level 01 Small Power Layout Sheet 2 of 2 RDD Status A (13/4/18) WW-Z4-03-PL-531-002 Rev I Zone Z4 Level 03 Small Power Layout Sheet 2 of 2 RDD Status A (13/4/18). Project Co to ensure (i) all rooms are correctly categorised and grouped as per SHTM 06-01 and BS 7671 Table 9.1 of Guidance Note 7; and (ii) all necessary associated works are completed.

Item	Dispute	Description of Agreed Resolution
9	**Lack of non IPS sockets in theatres** The Board's position is that all socket outlets within these departments except for Cleaners outlets and a limited number of "raw power" sockets in some areas, are Medical Equipment blue sockets. No provision has been made for equipment that should be plugged into an RCB protected outlet whilst in the patient zone. Also, no x ray sockets (dedicated socket). Project Co's position is the design and installation meets the requirements of the Project Agreement and was based on the package approved through Schedule Part 8 (Review Procedure). Each party disagrees with the other party's position and therefore a dispute has arisen.	The Reviewable Design Data as set out below for this item has been given status Level A or B in accordance with Schedule Part 8 (Review Procedure). Resolution of the Dispute agreed by the Board and Project Co includes provision for the equipment requiring to be plugged into RCB protected circuits. All as recorded within MPX-TRANSMIT-010733, MPX-TRANSMIT-010714 & MPX-GC-026898 as set out in Disputed Works Schedule Appendix 1 Item 9. All as per drawings:- WW-Z3-00-PL-531-001 Rev M Zone Z3 Level 00 Small Power Layout Sheet 1 of 2 RDD Status B (13/4/18) WW-Z3-00-PL-531-002 Rev M Zone Z3 Level 00 Small Power Layout Sheet 2 of 2 RDD Status B (13/4/18) WW-Z3-01-PL-531-001 Rev J Zone Z3 Level 01 Small Power Layout Sheet 1 of 2 RDD Status A (13/4/18) WW-Z3-01-PL-531-002 Rev P Zone Z3 Level 01 Small Power Layout Sheet 2 of 2 RDD Status B (13/4/18) WW-Z4-00-PL-531-002 Rev O Zone Z4 Level 00 Small Power Layout Sheet 2 of 2 RDD Status B (13/4/18) WW-Z4-01-PL-531-001 Rev K Zone Z4 Level 01 Small Power Layout Sheet 1 of 2 RDD Status A (13/4/18) WW-Z4-01-PL-531-002 Rev K Zone Z4 Level 01 Small Power Layout Sheet 2 of 2 RDD Status A (13/4/18) WW-Z4-03-PL-531-002 Rev I Zone Z4 Level 03 Small Power Layout Sheet 2 of 2 RDD Status A (13/4/18). Project Co to ensure (i) all rooms are correctly categorised and grouped as per SHTM 06-01 and BS 7671 Table 9.1 of Guidance Note 7; and (ii) all necessary associated works are completed.
10	**Drainage above IPS rooms / above IPS panels / Node Rooms** It is the Board's position that Project Co has installed drainage above exclusion zones, electrical equipment and other high risk locations except above MRI rooms where this has been completely removed.	The following rooms are where Project Co have installed drainage and water services above IPS rooms / IPS panel / electrical distribution services. The resolution for these examples have been identified and the resolution of the Dispute agreed by the Board and Project is outlined below: **Basement** 1 - Node room B-T1-001 Drainage will change to HDPE within the room and extend for at least a metre out with either wall.

Item	Dispute	Description of Agreed Resolution
	Project Co's position is that the design and installation meets the requirements of the Project Agreement and was based on the package approved through Schedule Part 8 (Review Procedure). For the avoidance of doubt this Dispute relates to the drainage in following areas only:- **Basement** 1 - Node room B-T1-001 2 - Node room B-T1-002 HDPE 3 - Switch cupboard B-S3-030 4 - UPS room **Ground floor** 5 - UPS room in basement to ground floor and connecting into CWST tank room stack. 6 -Drainage pipework through switch cupboard G-F1-095 7 - Drainage pipework in IPS room G-Q1-002 **Level 1** 8 - Drainage to HDPE in IPS room 1-B1-044 9 - Drainage to HDPE in Switch cupboard 1- L1-107 **Level 3** 10 - Vent pipe in switch cupboard 3-k2-083 Each party disagrees with the other party's position and therefore a dispute has arisen.	2 - Node room B-T1-002 HDPE drainage will be fusion welded and will extend into the office up until the first joint. 3 - Switch cupboard B-S3-030 will be installed in HDPE as shown within agreed sketches within MPX-GC-026626 as set out in Disputed Works Schedule Appendix 1 Item 10 4 - UPS Drainage will be routed once the walls are opened up where we have recesses to suit the best requirements. Drip trays will be installed under any drainage within the UPS room as noted on Drainage Changes.pdf as set out in Disputed Works Schedule Appendix 1 Item 10. **Ground floor** 5 - Drainage re-routed from UPS room in basement to ground floor and connecting into CWST tank room stack. 6 -Drainage pipework already running through switch cupboard G-F1-095 will be changed to HDPE 7 - Drainage pipework with no joints in IPS room G-Q1-002 can stay if joints are not directly next to wall either side of the cupboard (corridor and Nappy change) **Level 1** 8 - Drainage to change to HDPE in IPS room 1-B1-044 with the tundish moving into cylinder store and boxed in with access hatch. 9 - Drainage to change to HDPE in Switch cupboard 1- L1-107 only needs to extend 1 mtr into the disposal hold room and not as shown on the Drainage Changes.pdf. **Level 3** 10 - Vent pipe in switch cupboard 3-k2-083 (with no electrical equipment) can stay while drainage pipe will re-route as Drainage Changes.pdf. The above resolutions are noted within Aconex reference MPX-GC-026626 as set out in Disputed Works Schedule Appendix 1 Item 10 and Drainage Changes.pdf, and are deemed to have Reviewable Design Data status Level B.
11	**NOT USED**	-
12	**Lack of tamper proof flush fitted sockets in CAMHs** In the Board's opinion, sockets are not installed as per small power layout drawings and anti-ligature strategy drawing (HLM-SZ-00-PL-330-100. Project Co's position is that the design and installation meets the requirements of the Project Agreement and was based on the technical sub package approved through Schedule Part 8 (Review Procedure). Each party disagrees with the other party's position and therefore a dispute has arisen.	The resolution of the Dispute agreed by the Board and Project Co was for plastic faceplates to be replaced with metal flush fitted tamperproof sockets.
13	**Single Bedroom Ventilation air changes**	The Board / Project Co agree this item is closed, and the agreed technical solution approved through Schedule Part 8 (Review Procedure) and, agreed by the Board and Project Co as resolving the Dispute

Item	Dispute	Description of Agreed Resolution
	In relation to ventilation air change rates, the Board believes Project Co's design for the single bed ventilation is non-compliant with the Board's Construction Requirements ("**BCRs**"), Project Co Proposal's ("**PCPs**"), SHTM Guidance, and also non-compliant with comments made by the Board on the Environmental Matrix in the Reviewable Design Data schedule at Financial Close. 4ac/h supply provided to the bedrooms instead of the required 6ac/h. The ensuite extract rate proposed in excess of 10ac/h where requirements of SHTM 03-01 is 3ac/h. The Board also notes the Environmental Matrix was altered during Preferred Bidder to Financial Close period and was therefore not a direct copy of the reference design environmental matrix. Project Co's position is that the design and installation meets the requirements of the Project Agreement and was based on the package approved through Schedule Part 8 (Review Procedure) which included the environmental matrix which had been discussed and agreed pre Financial Close. The environmental matrix was a direct copy of the reference design environmental matrix developed during the preferred bidder period. Comments were received pre Financial Close and these were documented and the design amended to reflect the Board's comments. Each party disagrees with the other party's position and therefore a dispute has arisen.	is as set out in Disputed Works Schedule Appendix 1 Item 13.
14	**Smoke clearance in fire fighting stairwells** As per the Non Domestic Technical Handbook and project specific Fire Strategy, all fire fighting stairwells shall be provided with appropriate ventilation for heat and smoke control. Currently only a percentage of stairwells appear to have openings for high level ventilator. No details of electrical connections including fire rated cables for fire fighting plant as per BS 8519 have been provided. Project Co do not dispute the Board's position.	The remote activation and minimum free area opening is as noted in MPX-GC-026280: "In line with clause 2.14.6 (and table 2.16) of the NDTH, each of the stairs are designed with a mix of 'ventilators' achieving 1sqm ea. to the top of the stair (either smoke vents or windows). The strategy to each stair is noted below: • Stair 1 – Openable window to stair (1sqm window to top of stair) *CHSL* • Stair 2 – Openable window to stair (1sqm window to top of stair), mechanical ventilation to the bed evac lobby. Push buttons to topmost storey and access level as per 2.14.6 *CHSL* • Stair 3- Openable (mechanical) roof vent to stair, mechanical ventilation to the bed evac lobby. Push buttons to topmost storey and access level as per 2.14.6

Item	Dispute	Description of Agreed Resolution
		• Stair 4- Openable (mechanical) roof vent to stair. Push buttons to topmost storey and access level as per 2.14.6 • Stair 5 – Openable window to stair (window at each level, however topmost floor window to have local automated actuator allowing the window to open under actuation to achieve 1m2) *Velfac* • Stair 6 – Openable window to stair (window at each level, however topmost floor window to have local automated actuator allowing the window to open under actuation to achieve 1m2) *Velfac* • Stair 7- Openable (mechanical) vent to stair- exhausts via plant room area at L04. Push buttons to topmost storey and access level as per 2.14.6 In order to comply with section of 5.12 of the BCRs, all opening windows (including those to stairs 1, 2, 5 and 6) are lockable and fitted with restrictors. The CHSL Schuco Windows are provided with 'Custodian Handle Housings' with 'Custodian Keys' as per CHSL Technical Submittal no. 13 allowing the windows to the top of stairs 1 and 2 to open fully and achieve in excess of the min 1sqm requirement of the building regulations. The Velfac WT-022 windows to stairs 5 and 6 are provided with 'Espagnolette Handle with Lock' with 'Allen Key Lockable Restrictor'. The topmost window in each stair is to be fitted with localised actuation. This only allows opening by operatives as the locks and restrictors must be omitted. The actuators shall be activated locally by button control at 2m above floor level so as not easily accessible to public. This is in accordance with NDTH 2.14.6. The fire service carry the tool required to operate the CHSL windows and the key shall also be stored in a secure location near the windows i.e. break glass. All as noted within Aconex MPX-GC-026280, MM-GC-003950 and MPX-GC-026538 as set out in Disputed Works Schedule Appendix 1 Item 14 the above actions are agreed by the Board and Project Co to resolve this Dispute.
15	**Access hatches** It is the Board's position that a proliferation of Access hatches has been installed within theatre suites which is non-compliant with BCR clause 8.14 Service Routes and "Good Industry Practice". Project Co's position is that the design and installation meets the requirements of the Project Agreement and was based on the package approved through Schedule Part 8 (Review Procedure).	Project Co agreed to the reduction of hatches in theatres, as noted within Aconex MPX-GC-027183 and as set out in Disputed Works Schedule Appendix 1 Item 15. This will be reflected in the as-built documentation. Updated versions of the following Reflected ceiling to be included in the As Built. HLM-Z3-01-PL-332-410;411;412;413.

Item	Dispute	Description of Agreed Resolution
	Each party disagrees with the other party's position and therefore a dispute has arisen.	
16	**Reductions to ceiling heights** In addition to the Project Co Change 016 (Basement Ceiling Heights), further Height reduction in Room Number 4-COR-007 and Room Number G-A1-062 appears to have been reduced without the agreement of the Board. Project Co do not dispute the Board's position.	The Board / Project Co agree this item is closed, and the agreed technical solution approved through Schedule Part 8 (Review Procedure) and, agreed by the Board and Project Co as resolving the Dispute is as set out in Disputed Works Schedule Appendix 1 Item 16.
17	**Duct Cleaning** The Board's position is that SHTM states all ducts must be cleaned unless they have been protected. The Contractor is not proposing to clean all ducts as believe they have sufficiently protected the ducts following installation. Independent Tester advised the Contractor will have to do a check to confirm ducts aren't dirty Project Co's position is that ducts were being protected, and will be sampled at commissioning stage - any failing the test will then being cleaned. Each party disagrees with the other party's position and therefore a dispute has arisen.	The extent of ductwork requiring to be cleaned has been captured within the following Aconex; Duct Cleaning – Aconex MM-GC-004106, MPX-GC-027187 as set out in Disputed Works Schedule Appendix 1 Item 17. It is agreed by the Board and Contactor that this Dispute item shall be resolved through witnessing and testing of the system, to demonstrate compliance with the BCR's / PCP's / Completion Criteria. For the avoidance of doubt, any other ducts that fail any checks or tests, shall be appropriately cleaned by Project Co.
18	**Bed Lift to Basement of Core 3** The Boards position is the Financial Close submission [IHSL-XX-XX-DC-4.15 Vertical Transportation] stated that the bed lift in core 3 would serve 5 floors. The Board notes the installed bed lift in core 3 only serves 4 floors. Project Co do not dispute the Board's position and has issued a Project Co Change for this item.	The Board / Project Co agree this item is closed, and the agreed technical solution approved through Schedule Part 8 (Review Procedure) and, agreed by the Board and Project Co as resolving the Dispute is as set out in Disputed Works Schedule Appendix 1 Item 18.

Item	Dispute	Description of Agreed Resolution
19	**Helipad fire fighting system (Water Pressure)** The Boards position is the Helipad fire fighting system does not comply with the guidance of HBN 15-03 Hospital Helipads clause 5.22. There does not appear to be a pressurised main supply, nor is there a system of inert gas to pressurise the system. Project Co's position is that a pressurised main supply and a system of inert gas to pressurise the system is not required. Each party disagrees with the other party's position and therefore a dispute has arisen.	The Board and Project Co note the CAAi has certified the helipad is fit for purpose as installed. Reference is made to letter received by the Contractor from CAAi dated 07 March "it is with pleasure that we can issue this letter of completion which, subject to certain conditions outside of Multiplex's control being met before the heliport commences operations, confirms the rooftop heliport at RHSC & DCN is regarded as fit for purpose.". Documentation is noted within Aconex MPX-GC-027315 as set out in Disputed Works Schedule Appendix 1 Item 19. For the avoidance of doubt, whilst the CAAi has certified the helipad is fit for purpose, this item 19 relates to the Helipad fire fighting system (water pressure) only. All other elements of the Helipad compliance are as set out in the Project Agreement.
20	**Vegetation around air intakes in Neuroscience and Staff Courtyards** It is the Board's position that Landscape design around intake vents in Neuroscience Courtyard is potentially non-compliant with SHTM 03-01 which states: Air Intake 1.42 An uncontaminated air supply to the system is essential. In order to achieve this, the air intake will be positioned so that air discharged from extract systems or other dubious sources cannot be drawn in. Exhaust fumes from vehicles can present particular problems. The area surrounding the intake will need to be kept clean and free of vegetation and waste material in order to reduce the possibility of biohazards or fire. The intake itself will be protected by a louvre and mesh screen to prevent rainwater, vermin and insects etc. from entering the system. Project Co's position is that the design has been approved by the Board through RDD.	The Board / Project Co agree the Reviewable Design Data for this item has been given status Level A or B in accordance with Schedule Part 8 (Review Procedure). The following design measures proposed by Project Co and agreed with the Board to resolve the dispute, limit planting in the area surrounding the intake vents. This satisfies SHTM 03-01A Clause 1.42 in so far is it allows the area surrounding the vents to be clean and free of vegetation and waste material in order to reduce the possibility of biohazards or fire. Neuroscience Courtyard Project Co have replaced the planting around the air intake vents with artificial grass with the exception of one area which has been planted with sedum as per the Boards request. Staff Courtyard Project Co have incorporated a 600mm 'no plant zone' to the perimeter of the air intake vents." All as noted within Drawing HLM-Z0-03-PL-700-002 Rev E; Drawing HLM-Z0-00-PL-700-026 Rev E; and Aconex MM-GC-003873 as set out in Disputed Works Schedule Appendix 1 Item 20.
21	**"Do not use" labels removed from Medical Gas Outlets before commissioning.** It is the Board's position that Medical gas outlet "Do Not Use" labels removed before commissioning, non-compliance with SHTM02-01. Project Co's position is that there was no non-compliance relating to this issue. Project Co's position is that the installation was work in progress and would comply prior to the Actual Completion Date.	Through discussion it was agreed by Project Co and the Board that this Dispute will be resolved by the Medical gas outlet "Do Not Use" labels being put in place prior to commissioning, thus ensuring compliance with SHTM 02-01.

Item	Dispute	Description of Agreed Resolution
22	**Isolation Room supply ventilation relative to low building.** It is the Board's position that Isolation room ventilation is non-compliant for a 'low' building. Project Co's position is that the design and installation was based on isolation room ventilation report produced and tabled with the Board. This is compliant with the requirements of the Project Agreement. Each party disagrees with the other party's position and therefore a dispute has arisen.	The Board / Project Co agree this item is closed, and the agreed technical solution approved through Schedule Part 8 (Review Procedure) and, agreed by the Board and Project Co as resolving the Dispute is as set out in Disputed Works Schedule Appendix 1 Item 22.
23	**Drainage joints in slabs** It is the Board's position that Drainage joints have been installed in the slab between floors with no access for maintenance or repair. This means there is no manufacturer warranty for the drainage connection. Project Co's position is that the design and installation meets the requirements of the Project Agreement and was based on the package approved through Schedule Part 8 (Review Procedure). Each party disagrees with the other party's position and therefore a dispute has arisen.	Through discussion and site review with the Independent Tester, John Edwards (Arcadis) agreement has been reached on compliance and sign off. Reference is made to Aconex MPX-RFI-002569 and RBP-GC-002637 and the confirmation from the Independent Tester as set out in Disputed Works Schedule Appendix 1 Item 23.
24	**Fire Collar installation** Fire collars for drainage are not directly connected to the slab+C19. Project Co's position is that the installation was work in progress and would comply prior to the Actual Completion Date. Each party disagrees with the other party's position and therefore a dispute has arisen.	The Board and Project Co agree this Dispute is closed and no further action is required. Confirmation has been received from the Project Co that the installation is ongoing and Project Co will procure compliance with BCRs prior to the Actual Completion Date.

Item	Dispute	Description of Agreed Resolution
25	**Level and position of smoke detectors** It is the Board's position that smoke detectors are installed at low levels above the ceiling i.e. not installed at the heights specified for void detectors Project Co's position is that the design and installation is in accordance with the requirements of the Project Agreement, was based on the package approved through Schedule Part 8 (Review Procedure) in compliance with the BCRs, and will be signed off by the installer as compliant. Each party disagrees with the other party's position and therefore a dispute has arisen.	Following discussion and site review, in relation to the level and position of the smoke detections, the Independent Tester has closed this item on basis of compliance. Summary of agreement contained with Aconex ECH-GC-000129 as set out in Schedule Disputed Works Schedule Appendix 1 Item 25.
26	**Ventilation in IPS** It is the Board's position that –Project Co have shown 3ac/h extract ventilation in the Environmental Matrix, but not all rooms have been provided with extract vent in the room - Potential heat gain issue. Project Co's position is that the design and installation meets the requirements of the Project Agreement and was based on the package approved through Schedule Part 8 (Review Procedure). Each party disagrees with the other party's position and therefore a dispute has arisen.	Project Co confirm that all IPS rooms shall have extract ventilation of 3 ac/hr, and Project Co confirm that the environment and temperature within all IPS's room are within safe limits.
27	**Hot and Cold water supply pipe configuration** It is the Board's position that Hot and cold water supply pipes are crossed behind the sink in some rooms and in some instances the cold pipe is above the hot water pipe or touching the pipe meaning the will be heat transferred to the cold water supply. Not best practice and non-compliance with SHTM 04-01. Project Co's position is that the design and installation meets the requirements of the Project Agreement and was based on the package approved through Schedule Part 8 (Review Procedure). Each party disagrees with the other party's position and therefore a dispute has arisen.	Through discussion and site review it was agreed between the Board and Project Co that Project Co shall modify the installation to maintain pipework separation and distance as per valve body so that the hot and cold water pipework doesn't touch or cross, in accordance with SHTM 04-01. Aconex MPX-GC-027580 as set out in Disputed Works Schedule Appendix 1 Item 27 specifies details of the changes made on Site. For the avoidance of doubt, Project Co to procure that the Agreed Resolution is applied in all requisite areas.

<table>
<tr><th>Item</th><th>Dispute</th><th>Description of Agreed Resolution</th></tr>
<tr><td>28</td><td>Windows/Partition in 1-B1-055

It is the Board's position that the GA and C sheet illustrates a 3 panel window however, in construction one panel appears to be 'false' with a partition behind it. From the inside it appears to be only 2 windows.

Project Co do not dispute the Board's position.</td><td>Agreement between the Board and Project Co was reached on this item at the Project Technical Review Meeting where it was agreed no further action was required (dated 31.01.18) as set out in Disputed Works Schedule Appendix 1 Item 28.

As built documentation shall reflect this.</td></tr>
<tr><td>29</td><td>Mounting heights for clinical lights (3-C1.4 -084, 3-C1.4 -061 and 3-D9-022)

It is the Board's position the Examination lights coded as LIG958 in 3-C1.4 -084, 3-C1.4 -061 and 3-D9-022 have been mounted in such a way as to cause obstruction.

Project Co's position is that the data sheets provided in accordance with Schedule Part 8(Review Procedure) should have caused the Board to pass comment during the review process, rather than wait until these had been constructed on Site.

Each party disagrees with the other party's position and therefore a dispute has arisen.</td><td>Through discussion and agreement between the Board and Project Co, it was agreed to relocate the Examination lights coded as LIG958 in 3-C1.4 -084, 3-C1.4 -061 and 3-D9-022 to 2100mm. Reference is made to MM-RTRFI-000315 as set out in Disputed Works Schedule Appendix 1 Item 29.</td></tr>
<tr><td>30</td><td>Lightning Protection

It is the Board's position that Project Co have potentially deviated from design agreed with Consort.

Project Co's position is that the design and installation was based on the package approved through Schedule Part 8 (Review Procedure). Project Co does not agree with the comments raised.

Each party disagrees with the other party's position and therefore a dispute has arisen.</td><td>The Board and Project Co agree the Reviewable Design Data for this item has been given status Level A in accordance with Schedule Part 8 (Review Procedure) and the Dispute has been resolved.

<table><tr><th>File Reference</th><th>Rev</th><th>Title</th><th>Status</th></tr><tr><td>ME-XX-XX-DC-579-002</td><td>01</td><td>Lightning Protection Interface between new RHSC & existing RIE</td><td>A</td></tr></table>
Reference is made to Aconex MPX-TRANSMIT-008497 as set out in Disputed Works Schedule Appendix 1 Item 30.</td></tr>
<tr><td>31</td><td>Gas supply to bedhead trunking

Supply has not been installed on Site as per Board comments during Schedule Part 8 (Review Procedure).

Project Co constructed position was that the design and installation was based on the package approved through Schedule Part 8 (Review Procedure).
Each party disagrees with the other party's position and</td><td>The Board and Project Co agree the Reviewable Design Data for this item has been given status Level A in accordance with Schedule Part 8 (Review Procedure) and the Dispute has been resolved.

<table><tr><th>File Reference</th><th>Rev</th><th>Title</th><th>Status</th></tr><tr><td>ME-XX-XX-DC-400-105</td><td>B</td><td>Bedhead Trunking Drawings</td><td>A</td></tr></table></td></tr>
</table>

Item	Dispute	Description of Agreed Resolution
	therefore a dispute has arisen.	
32	**Concealed ceiling grids** Ceiling Grids are not concealed and not constructed in line with drawings agreed in accordance with Schedule Part 8 (Review Procedure). Project Co do not dispute this position.	The Board / Project Co agree this item is closed, and the agreed technical solution approved through Schedule Part 8 (Review Procedure) and, agreed by the Board and Project Co as resolving the Dispute is as set out in Disputed Works Schedule Appendix 1 Item 32.
33	**Soft Landscaping planting specification** It is the Board's opinion that planting on Site was not as per planting schedule. i.e. clematis appears to be climbing but should be bush/ground variety. Project Co's position is that that this comment relates to unfinished works and is accordingly the Board's comment is premature.	These plants were left with the canes in them so that the Contractor could tend the bark mulch underneath before removing the canes. The canes will be removed so that the plant can lay on the ground.
34	**Wrong terminators fitted in warning lights** It is the Board's opinion in relation to Warning Lights that: - Terminal strip connector in theatres to be removed and correct terminations provided, all warning light boxes. - light box deformed where glanded Project Co's position is that the installation was still work in progress and will be compliant prior to the Actual Completion Date. The Board's comment is premature. Each party disagrees with the other party's position and therefore a dispute has arisen.	Due to quantity and size of cables not possible to terminate to manufacturers termination point, supplementary terminal block installed. The Board / Project Co agree this Dispute is closed, and no further action required.
35	**No evidence of IPS circuit bonding conductors** It is the Board's opinion that there is no evidence of IPS circuit bonding conductors at the IPS cabinets. The Main Bonding conductor between the IPS & the ERB is present. Project Co's position is that the installation is still a work in progress and will be compliant prior to the Actual Completion Date. The Board's comment is premature. Each party disagrees with the other party's position and therefore a dispute has arisen.	Project Co earthing philosophy was explained to the satisfaction of the Board and whilst differing from the guidance, it is deemed to be compliant. The Board / Project Co agree this Dispute is closed, and no further action required.

Item	Dispute	Description of Agreed Resolution
36	**Fire resistance of radiology door frame** Radiology: Door frame packed out in door opening, not in accordance within manufacturer's limits to maintain fire resistance of doorset. Project Co do not dispute this position.	As set out within Aconex MPX-GC-026747, MPX-GC-027156, NHSL-GC-003201 and MPX-GC-027646 as set out in Disputed Works Schedule Appendix 1 Item 36, the door frame has been rectified.
37	**UPS output switchboard with incorrect poles** It is the Board's position that the UPS output Switchboard 2 Switchboard is supposedly a Form 4 type 6 board. Schneider state that to achieve Form 4 type 2 or 6 that the incoming devices should be 4 poles. The incoming devices are three poles with un switched neutral. Project Co's position is that the design and installation is in accordance with the requirements of the Project Agreement and was based on the tech sub package approved through the approval process. Each party disagrees with the other party's position and therefore a dispute has arisen.	The Board and Project Co agree that this switchboard can be fully isolated locally. The Board / Project Co agree this Dispute is closed and no further action required.
38	**Corridor service door handles** It is the Board's position that the Corridor service doors as installed include pull handles which are not acceptable as advised by the Board 30/01/17 (MM-GC-002483) during room review (corners of handles at children's head height). Project Co's position is that the design and installation complies with the requirements of the Project Agreement and was based on the package approved through Schedule Part 8 (Review Procedure). Each party disagrees with the other party's position and therefore a dispute has arisen.	The solution agreed by the Board and the Contractor to resolve the Dispute was to remove the pull handles and replace them with standard flat escutcheon.
39	**NOT USED**	-
40	**NOT USED**	-

Item	Dispute	Description of Agreed Resolution
41	**As Built Energy Model / Seasonal Commissioning** It is the Board position that there is potential for some seasonal commissioning tests to be completed post hand over. Project Co's position is that seasonal commissioning would always be required to be carried out post the Actual Completion Date. Each party disagrees with the other party's position and therefore a dispute has arisen.	The Board / Project Co agree this item is closed, and the agreed technical solution approved through Schedule Part 8 (Review Procedure) and, agreed by the Board and Project Co as resolving the Dispute is as set out in Disputed Works Schedule Appendix 1 Item 41.
42	NOT USED	-
43	**Routing of services. Corridor layouts against any non-compliance with standards to be tabled.** It is the Board's position that services are currently running through clinical areas that were not included within the original Project Co derogation. Project Co's position is that the design and installation meets the Project Agreement was based on the package approved through Schedule Part 8 (Review Procedure). Each party disagrees with the other party's position and therefore a dispute has arisen.	The Board and Project Co acknowledge that Project Co have routed services through clinical area. This is not in compliance with the Board's Construction Requirements. The Board acknowledges that Project Co will not re-route these services. The areas impacted are as set out in Disputed Works Schedule Appendix 1 Item 43. Whilst the Board has agreed Project Co do not need to move the services, Project Co to procure that all other elements of the BCR's are fully complied with, for example if there are any acoustic issues associated with ventilation / drainage running through the rooms, Project Co shall at its own cost, resolve any compliance issues. Project Co confirm that any additional costs incurred to be borne by Project Co.
44	**Nurse call in WC** It is the Board's position that there is evidence from the Site (room C1.1-070) that nurse call pull cords have been installed in some visitor's WCs. However no nurse call should be installed in visitor's WCs. Project Co's position is that the design and installation meets the requirements of the Project Agreement and was based on the package approved through Schedule Part 8 (Review Procedure). Each party disagrees with the other party's position and therefore a dispute has arisen.	The process agreed between the Board and Project Co to resolve the Dispute was for the Board to issue a Board Change. This has been received and Project Co is progressing the Board Change 142 as noted within NHSL-BCP-0142 as set out in Disputed Works Schedule Appendix 1 Item 44.
45	**Unidentified Circuits** Electrical circuits are not identified or labelled at terminal rail	The Board visited site with Multiplex and Mercury Engineering. Electrician confirmed spare circuits and these were identified accordingly.

Item	Dispute	Description of Agreed Resolution
	inside trunking. Consequently, there is no way to identify which cables enter and leave the circuit terminal strips. Project Co dispute this position and consider that the design and installation meets the requirements of the Project Agreement. Each party disagrees with the other party's position and therefore a dispute has arisen.	The Board and Project Co agreed that no further action required.
46	**Fire alarm cable bands** It is the position that cable bands for fire alarms are plastic rather than metal. Metal ties are required by BS and are proposed by Project Co M&E specifications (4.23.3 of Section 4 of Schedule Part 6). Project Co' position is that the installation was still work in progress and would be compliant prior to the Actual Completion Date. Each party disagrees with the other party's position and therefore a dispute has arisen.	Project Co shall procure that installation is compliant with the BCRs, by installing metal cable bands as required.
47	**IPS units earthbar termination - 1-B1-044 – IPS Room** Project Co's position is that the installation was still work in progress and would be compliant prior to the Actual Completion Date.	Project Co earthing philosophy was explained to the satisfaction of the Board and whilst differing from the guidance, it is deemed to be compliant. Through discussion and site review it was agreed between the Board and Project Co that no further action required to resolve this Dispute.
48	**IPS sockets supplying non medical equipment** It is the Board's position that IPS sockets have been found on Site providing power for the television, scale of the issue still to be determined. Project Co's position that the installation was still a work in progress and will be compliant prior to the Actual Completion Date. The Board's position is premature. Each party disagrees with the other party's position and therefore a dispute has arisen.	The Board have observed on site that locations previously identified have been rectified and this item is now closed. It was agreed between the Board and Project Co that no further action is required to resolve this Dispute.

<table>
<tr><th>Item</th><th>Dispute</th><th>Description of Agreed Resolution</th></tr>
<tr><td>49</td><td>Interleaved circuits

It is the Board's opinion, as per SHTM 06-01 and note 7 on design drawings, that all sockets including pendants supplies, for Cat 3, 4 and 5 should be interleaved. However, the evidence from Site suggests this has not been installed.

Project Co's position is that the design and installation meets the requirements of the Project Agreement and was based on the package approved through Schedule Part 8 (Review Procedure).

Each party disagrees with the other party's position and therefore a dispute has arisen.</td><td>The Reviewable Design Data noted below for this item has been given status Level A or B in accordance with Schedule Part 8 (Review Procedure).

<table>
<tr><th>File Reference</th><th>Rev</th><th>Title</th><th>Status</th></tr>
<tr><td>WW-SZ-SL-SH-500-011</td><td>F</td><td>Room by Room Risk Profile</td><td>B (04/05/18)</td></tr>
<tr><td>WW-Z3-00-PL-531-001</td><td>M</td><td>Zone Z3 Level 00 Small Power Layout Sheet 1 of 2</td><td>B (13/04/17)</td></tr>
<tr><td>WW-Z3-00-PL-531-002</td><td>M</td><td>Zone Z3 Level 00 Small Power Layout Sheet 2of 2</td><td>B (13/04/17)</td></tr>
<tr><td>WW-Z3-01-PL-531-001</td><td>J</td><td>Zone Z3 Level 01 Small Power Layout Sheet 1 of 2</td><td>A (13/04/17)</td></tr>
<tr><td>WW-Z3-01-PL-531-002</td><td>P</td><td>Zone Z3 Level 01 Small Power Layout Sheet 2 of 2</td><td>B (13/04/17)</td></tr>
<tr><td>WW-Z4-00-PL-531-002</td><td>O</td><td>Zone Z4 Level 00 Small Power Layout Sheet 2 of 2</td><td>B (13/04/17)</td></tr>
<tr><td>WW-Z4-01-PL-531-001</td><td>K</td><td>Zone Z4 Level 01 Small Power Layout Sheet 1 of 2</td><td>A (13/04/17)</td></tr>
<tr><td>WW-Z4-01-PL-531-002</td><td>K</td><td>Zone Z4 Level 01 Small Power Layout Sheet 2 of 2</td><td>A (13/04/17)</td></tr>
<tr><td>WW-Z4-03-PL-531-002</td><td>I</td><td>Zone Z4 Level 03 Small Power Layout Sheet 2 of 2</td><td>A (13/04/17)</td></tr>
</table>

Project Co to ensure (i) all rooms are correctly categorised and grouped as per SHTM 06-01 and BS 7671 Table 9.1 of Guidance Note 7; and (ii) all necessary associated works are completed.</td></tr>
</table>

<table>
<tr><th>Item</th><th>Dispute</th><th>Description of Agreed Resolution</th></tr>
<tr><td>50</td><td>Access and Maintenance Strategy

Access and Maintenance Strategy - lack of clear access and maintenance strategy submitted to date.

Project Co's position is that this is a work in progress and will be compliant prior to the Actual Completion Date. The Board's position is premature.

Each party disagrees with the other party's position and therefore a dispute has arisen.</td><td>The Reviewable Design Data noted below for this item has been given status [Level B] in accordance with Schedule Part 8 (Review Procedure) in relation to revision 14. For the avoidance of doubt, Reviewable Design Data has not been submitted by Project Co (nor reviewed by NHSL) for the drainage resolution nor to take into account any impact on the Access and Maintenance Strategies for the drainage resolution. Accordingly neither the drainage resolution nor the Access and Maintenance Strategies have status [Level B approval] in respect of the drainage resolution or any impact of the drainage resolution. The design and specification of the drainage resolution and any impact on the Access and Maintenance Strategies to take account of the drainage resolution, will be submitted by Project Co as further Reviewable Design Data.

<table>
<tr><th>File Reference</th><th>Rev</th><th>Title</th><th>Status</th></tr>
<tr><td>HLM-XX-XX-DC-450-001</td><td>14</td><td>Access and Maintenance Strategies</td><td>Status B (except in relation to the drainage resolution or any impact on the Access and Maintenance Strategies for the drainage resolution, as detailed above)</td></tr>
</table>
</td></tr>
<tr><td>51</td><td>Lux levels in clean utilities

It is the Board's position that Lux levels in clean utilities rooms may not be sufficient for functionality of the space. Currently LG2 150 lux however due to the layout of the room / cupboards.

Project Co's position is that the design and installation meets the requirements of the Project Agreement and was based on the environmental matrix approved through Schedule Part 8 (Review Procedure).

Each party disagrees with the other party's position and therefore a dispute has arisen.</td><td>Project Co confirm that all clean utilities rooms shall have a minimum of 150 lux level at the work surface and additional light fittings will be provided if the levels are not achieved due to room layout / cupboards locations.</td></tr>
<tr><td>52</td><td>Breaches of Fire stopping

It is the Board's position that during the construction phase there were breaches of the fire stopping.

Project Co's position is that the design and installation meets the requirements of the Project Agreement and was based on the package approved through Schedule Part 8 (Review Procedure).

Each party disagrees with the other party's position and therefore a dispute has arisen.</td><td>The process agreed is for Project Co to issue the FIRAS Certificate to show compliance in accordance with the provisions of the Project Agreement.

For the avoidance of doubt, this does not release Project Co of their obligations to comply with the BCRs which relate to Fire Stopping.</td></tr>
</table>

Item	Dispute	Description of Agreed Resolution
53	**Egg crate Grilles in clinical areas** It is the Board's position that the Egg box grid is not suitable for cleaning. A technical submittal was issued and signed off by the Board, however a sample of the grid was not issued through the Review Procedure, hence the Board did not have a chance to view the type of product before it was installed. Project Co's position is that the design and installation was based on the package approved through Schedule Part 8 (Review Procedure) – photos of the products were provided which the Board should have used to raise comments at the appropriate time. Each party disagrees with the other party's position and therefore a dispute has arisen.	The process agreed between the Board and Project Co was for Project Co to procure Board preferred grills. This is set out within Aconex MPX-GC-025802 as set out in Disputed Works Schedule Appendix 1 Item 53.
54	**Curtain track and ceiling Hoist clashes** Hoists and curtain tracks clash and will need to be reviewed on a room by room basis. Project Co's position is that this is a work in progress and will be compliant prior to the Actual Completion Date. The Board's position is premature.	There has been a review of hoist and curtain tracks clashes by Project Co and Project Co to procure all clashes are resolved. As built documentation will record any alterations made.
55	**Wrong room configuration (G-Q1-074)** G-Q1-074 not constructed in line with C-Sheet (wrong sequence for data points and socket outlets) Project Co's position is that this is a work in progress and will be compliant prior to the Actual Completion Date. The Board's position is premature.	In relation to the orientation of the data points and socket outlets only, Project Co have amended on site the layout of the data points and sockets outlets, and it was agreed that no further action is required relating to this item.
56	**Helipad Ramp Lights** Helipad ramp now includes lighting however HBN 15-03 recommends that the luminaire should be lower than 25 cm and pointing down toward ramp. Calculations have not been submitted for lighting levels to ascertain if this complies with relevant standards. Project Co dispute the non-compliance alleged. Each party disagrees with the other party's position and therefore a dispute has arisen.	Through discussion between Project Co and the Board and site review it was agreed that no further action required relating to this item.

Item	Dispute	Description of Agreed Resolution
57	**Reduced access to electrical panels** It is the Board's position that Electrical panels should not be placed in reduced access areas. The Board understand this should have been designed in conjunction SHTM – Best Practice for Healthcare Engineering – Chapter 9 Engineering services. (For example 4-PLANT-001 – Central AHU Plant Room 01, 3 COR-008A - Switch cupboard) Project Co's position is that the design and installation meets the requirements of the Project Agreement and was based on the package approved through Schedule Part 8 (Review Procedure). Each party disagrees with the other party's position and therefore a dispute has arisen.	As noted within Aconex MPX-GC-027300 as set out in Disputed Works Schedule Appendix 1 Item 57, Project CO reviewed on Site the 12 areas of concern with the Independent Tester, these were captured within the sketches contained within the Aconex, and this item has now been closed by the Independent Tester. Project Co confirm that any additional costs incurred to be borne by Project Co.
58	**Lighting in Service yard** It is the Board's position that lighting levels within service yard were initially designed at an average of 23 lux levels (i.e. the level required for a car park as per SLL Lighting Guide). This has now been corrected to 50 lux average however the uniformity is not in accordance with the requirements. Project Co's position was that the design and installation will comply with the Project Agreement, the BCRs, and design and calculations would be submitted through Schedule Part 8 (Review Procedure). Each party disagrees with the other party's position and therefore a dispute has arisen.	A process was agreed to capture the Board concern in relation to uniformity, update service yard with twin heads, and resubmit drawing, WW-EW-XX-DC-716-001 to the Board. This action is now complete. As noted within Aconex MPX-GC-027119 as set out in Disputed Works Schedule Appendix 1 Item 58. WW-EW-XX-DC-716-002 Service Yard Uniformity Calculation was submitted through the Review Procedure and given Level B by the Board, as noted in Aconex MPX-TRANSMIT-011188 as set out in Disputed Works Schedule Appendix 1 Item 58.
59	**Lighting in B-COR-014** It is the Board's position that L14 luminaries are missing in the corridor. Project Co's position is that the design and installation meets the requirements of the Employer's Requirements and was based on the package approved through Schedule Part 8 (Review Procedure). Each party disagrees with the other party's position and therefore a dispute has arisen.	Project Co confirms lighting design has been amended to ensure the minimum height of 2.4m will not be impacted by the luminaires installed. This will be reflected within the as built information. Project Co confirms no luminaires are missing within corridor B-COR-014.
60	**3-T2-018: QP - Riser door missing**	The door has now been installed.

<table>
<tr><th>Item</th><th>Dispute</th><th>Description of Agreed Resolution</th></tr>
<tr><td></td><td>It is the Board's position that the riser wall should have a door to access pipework

Project Co's position is that the installation was still work in progress and would be compliant prior to the Actual Completion Date. The Board's comment was premature.</td><td></td></tr>
<tr><td>61</td><td>Provision of 360o CCTV Coverage

It is the Board's position that as illustrated in external CCTV drawing (ME-EW-XX-PL-571-001 Rev D) there are gaps within CCTV coverage on approach to the NW elevation of the Facility. Non-compliant with BCR Clause 7.6 (n) (Hard Landscaping).

The Board's position is not disputed by Project Co.</td><td>The Board and Project Co agreed that Project Co would update and resubmit drawing ME-EW-XX-PL-571-001.

This action is now complete. Project Co is to demonstrate compliance on Site when the system is commissioned.

Project Co confirms revision F of the aforementioned drawing was updated and issued for information.

<table><tr><th>File Reference</th><th>Rev</th><th>Title</th><th>Status</th></tr><tr><td>ME-EW-XX-PL-571-001</td><td>E</td><td>Site Plan. External CCTV Layout</td><td>B (23/05/18)</td></tr></table></td></tr>
<tr><td>62</td><td>Hazard classification and fire stopping in MRI suites

It is the Board's position that the MRI Suites are currently not operationally functional as hazard classification of the MRI equipment room prevents installation of waveguides between equipment and examination rooms which cannot be fire stopped.

Project Co's position is the design and installation meets the requirements of the Project Agreement and was based on the package approved through Schedule Part 8 (Review Procedure).

Each party disagrees with the other party's position and therefore a dispute has arisen.</td><td>The Board and Project agree that the Revised Fire Strategy drawings for MRI suites indicate the altered compartmentation lines. These provide the necessary FR ratings and allow the Board to install their protection as required.

Drawing extract indicates change made on Aconex mail MPX-GC-027481 as set out in Schedule Disputed Works Schedule Appendix 1 Item 62.</td></tr>
<tr><td>63</td><td>Entrance to Service Yard for Large Vehicles

As witnessed at the trial on 17th Feb 2018, due to the location of the barrier, large vehicles extend into the blue light route (by Approximately 3ft) when waiting for access through the barrier.

The Board's position is not disputed by Project Co.</td><td>Project Co has submitted a revised service yard design drawing HLM-Z0-00-PL-711-007 Rev 5; NEW Z5 XXPL 720-001 Rev B and -002 Rev B reflecting the outcome of onsite testing. This has been reviewed through Schedule Part 8 (Review Procedure), agreed by the Board and given status Level B.

A bespoke swan neck access control pedestal was designed by Project Co to alleviate the potential for vehicle overhang.
Reference is made to Disputed Works Schedule Appendix 1 Item 63.</td></tr>
</table>

Item	Dispute	Description of Agreed Resolution
64	**Quench Pipe Route** Board's position is that Project Co has not left a clear route for the quench pipes to run. Project Co's position is that the route meets the requirements of the Project Agreement and was based around the design and installation package approved through Schedule Part 8 (Review Procedure). Each party disagrees with the other party's position and therefore a dispute has arisen.	Position resolving the Dispute as agreed by the Board and Project Co is recorded within Aconex MPX-GC-027186, as set out in Disputed Works Schedule Appendix 1 Item 64. Reference is also made to the quench pipe work scope Disputed Works Schedule Appendix 1 Item 64 and responsibility matrix for both parties Disputed Works Schedule Appendix 1 Item 64. For the avoidance of doubt, in relation to the quench pipe route, Project Co procure that the Facilities are fully compliant with the Project Agreement. Any costs associated with providing a clear route in the construction and operational phase are the responsibility of Project Co.
65	**CAMHS/PICU Glazing/DCN Acute** It is the Board's position that Project Co has not effectively designed glazing in PICU and CAMHS and DCN Acute to allow for adequate patient privacy from public spaces. As per Clinical Output Specifications and BCR Clauses 2.2/3.2.1/3.5.2/3.5.4/3.5.6/5.12/5.16.2. Project Co's position is that the design and installation meets the requirements of the Project Agreement and was based on the package approved through Schedule Part 8 (Review Procedure). The privacy issue was discussed prior to any review under Schedule Part 8 (Review Procedure) and measures introduced to eliminate Board concerns during design stage. Each party disagrees with the other party's position and therefore a dispute has arisen.	The Board/Project Co agree to resolve the Dispute based on the email of "31 July 2018 RE: Privacy Glazing Final Position" and "Summary of Rooms requiring privacy screening 31072018 Vers 4" as set out in Disputed Works Schedule Appendix 1 Item 65. As built documentation will be issued by Project Co to record the agreed position.
66	**NOT USED**	-
67	**NOT USED**	-

Item	Dispute	Description of Agreed Resolution
68	**Security for CAMHS courtyards** The Board's position is that the height of fencing and hedge is currently not sufficient to prevent access to the CAHMS courtyards. Project Co's position is that the design and installation meets the requirements of the Project Agreement and was based on the package approved through Schedule Part 8 (Review Procedure). The height of the fence was discussed extensively pre-FC and the Board specifically did not want a major boundary between public and private areas. Each party disagrees with the other party's position and therefore a dispute has arisen.	The Board / Project Co agree to resolve the Dispute based on the following; Project Co proceeding with install of 2.4m high fence to match existing install at service yard, to the length of the existing installation. Hedge to be replaced with (as close to) 2.4m high hedge and including return up the back of the spine wall. Project Co has submitted updated design data as set out in Disputed Works Schedule Appendix 1 Item 68. This has been reviewed through Schedule Part 8 (Review Procedure), agreed by the Board and given status Level B.
69	**Service Yard Gate** The location of the induction loops for automatic gates / barriers will have to ensure there is safe and unobstructed egress from service yard. Project Co's position is that the installation was still a work in progress and will be compliant prior to handover the Actual Completion Date. The Board's comment is premature. Each party disagrees with the other party's position and therefore a dispute has arisen.	It is agreed by the Board and Project Co that Project Co will procure automated gates (both open on entry, but with capability for only the exit side gate to open on exit if size of vehicle does not require it. Service yard drawings to be updated by Project Co to reflect this position. This information is recorded on the following drawings contained in Disputed Works Schedule Appendix 1 Item 69; HLM-Z0-00-PL-711-007 Landscape GA - Service Yard Entrance Rev 5 NEW-Z5-XX-PL-720-001 Pedestrian Gate Layout Rev B NEW-Z5-XX-PL-720-002 LAYOUT AND FOUNDATIONS RAM GATES Rev B Project Co confirm that any additional costs incurred to be borne by Project Co.
70	**ED Drugs store ventilation** It is the Board's position that current ventilation provision for drugs store is not in line with Clinical Specific Requirements for the space and therefore is not compliant. Project Co's position is that the design and installation meets the requirements of the Project Agreement and was based on the package approved through Schedule Part 8 (Review Procedure). Each party disagrees with the other party's position and therefore a dispute has arisen.	The Board and Project Co agree to proceed based on the following Board change NHSL-CCP-138 ED Drug Store Ventilation as set out Disputed Works Schedule Appendix 1 Item 70. Project Co to implement Board Change. Project Co confirm that any additional costs incurred to be borne by Project Co.
71	**Movement Joint outstanding action** Item 6.6 of the Boards Construction Requirements Schedule part 6; Section 3, states:	The Board / Project Co agree this item is closed, and the agreed technical solution approved through Schedule Part 8 (Review Procedure) and, agreed by the Board and Project Co as resolving the Dispute is as set out Disputed Works Schedule Appendix 1 Item 71.

Item	Dispute	Description of Agreed Resolution
	6.6 Movement Joints Structural movement joints shall not be located through a) Theatre rooms; b) Treatment and surgery rooms; c) X-ray and imaging rooms; d) Pharmacy manufacturing rooms; e) Kitchens and food preparation areas; f) Any room with (now or in the future) with ceiling mounted tracking hoists or other similar lifting equipment; and g) Any other room requiring a sterile environment; and h) Any rooms where there is a risk of biological or other hazard, or risk of penetration by water, grease/oil, or other hazardous or detrimental substance. Lateral stability bracing systems shall not obstruct or hinder clinical or non-clinical operations and shall not obscure the windows or doors. Project Co wishes to derogate from the requirements above for the following areas; a) Gamma Camera – G-Q1-044 (ceiling only) b) MRI room 2 – G-Q1-110 (ceiling only) c) Ward Kitchen – G-A2-041 (ceiling only) d) Utility room 1-1-P1-041 e) Corridor – 1-L1-105 f) Single bed – 1-L1-093 g) Corridor – 1-COR-007 h) Exit Bay – 1-P1-040 i) Hot toilet - 3-C1.4-078 J) Single Bedroom G-Q1-048	Project Co confirm that any additional costs incurred to be borne by Project Co.
72	**Heating pumps pressure** In the Board's opinion there is an issue with heating pumps pressure to distribute hot water around the Facility. Pumps may not be sized correctly. Project Co's position is that the installation was still a work in progress and will be compliant prior to the Actual Completion Date. The Board's comment was premature.	The Board and Project Agree that Project Co will capture the commissioning results and table these with the Board to confirm Contract compliance. All results are being uploaded to the Zutec as built document management system.

Item	Dispute	Description of Agreed Resolution
73	**Fridge Spaces** Spaces for fridges mid units are too small for the equipment. Project Co does not dispute this item.	The Board has agreed to reduce the sizes of some of the fridges. Project Co has agreed to provide adequate fridge space in line with the Board's requirement's, all as recorded on Aconex MPX-GC-027104 as set out in Disputed Works Schedule Appendix 1 Item 73.
74	**Incline in L2** The floor appears to be inclined in L2 department. Project Co disputes this position. Each party disagrees with the other party's position and therefore a dispute has arisen.	Through discussion between the Board and Project Co it was agreed no further action required.
75	**Row of work benches too close together - D6 first floor** It is the Board's position that the location of desks in therapies adjusted due to the location of power pole. This created the space between two rows of desks of around 1100cm which is not sufficient. Project Co does not dispute this item.	It was agreed by the Board and Project Co that Project Co should amend on Site the location of work benches at D6 first Floor. This work has been completed.
76	**Pot wash ceiling** Incorrect ceiling installed. Should be the same as the "high spec" ceiling in restaurant The ceiling tiles might be sufficient however the ceiling grid in non-compliant. Project Co does not dispute this item.	Through discussion and site review it was agreed between the Board and Project Co that Project Co would rectify this ceiling so that the specification is equal to the restaurant; Type H K40/115H and K40/250CR. This remedial work is to be captured by Project Co within the as built documentation.
77	**Socket outlets in Group 2 rooms** It is the Board's position, as per GN7, all socket outlets in group 2 rooms should be provided with metal plates. This however has not been provided by Project Co. Principle for plastic plates agreed in principle however Project Co Change is required. Project Co's position is that the design and installation meets the requirements of the Project Agreement and was based on the package approved through Schedule Part 8 (Review Procedure). Each party disagrees with the other party's position and therefore a dispute has arisen.	Through discussion and site review between the Board and Project Co it has been agreed that plastic switchplates are acceptable. Aconex MPX-CCP-063 as set out in Disputed Works Schedule Appendix 1 Item 77 documents the agreed change.

Item	Dispute	Description of Agreed Resolution
78	**Penetrations for services** It is the Board's position that desks fitted at touchdown bases have no penetrations for cabling that will need to be connected to sockets under the desks. Project Co's position is that the design and installation meets the requirements of the Project Agreement and was based on the package approved through Schedule Part 8 (Review Procedure). Each party disagrees with the other party's position and therefore a dispute has arisen.	The desk penetrations have now been fitted. This facilitates desk mounted IT equipment to below desk sockets.
79	**Pendants** It is the Board's position that there no evident fibre cabling has been provided and there is no cut out to terminate cables. Project Co's position is that the design and installation meets the requirements of the Project Agreement and was based on the package approved through Schedule Part 8 (Review Procedure).	Through discussion and agreement between the Board and Project Co, the Board is to procure final patching leads direct from the Board's preferred supplier (OUT 904). Aconex MPX-CCP-046 OUT904 Connections as set out in Disputed Works Schedule Appendix 1 Item 79 documents this position.
80	**NOT USED**	-
81	**NOT USED**	-

ARCADIS Design & Consultancy for natural and built assets

Wallace Weir - Project Director
IHS Lothian Limited
RHSC & DCN Site Office
Little France Crescent
Edinburgh
EH16 4TJ

ARCADIS (UK) LIMITED
Arcadis House
34 York Way
London N1 9AB
United Kingdom
Tel [redacted]
Fax [redacted]
arcadis.com

Date: 7 February 2019

By email and post

Dear Wallace

Subject: RHSC+DCN Readiness to Issue the Certificate of Practical Completion

Further to our meeting with yourself and Matt yesterday regarding the status of the completion/compliance activities and documentation, and the provision of the final pieces of information yesterday, we can confirm that we are now in a position to progress our Certificates of both Practical Completion, and Commissioning Completion in line with the Project Agreement, as modified by the concluded PA Supplementary Agreement providing that the signed copy of the PA Supplementary Agreement provided in advance of the issue of the certificates does not differ materially from the draft copy we have currently received.

Yours sincerely

[redacted]

John Edwards
Senior Consultant

Email: John.Edwards
Mobile: [redacted]

CC. Brian Currie – NHS Lothian

Arcadis (UK) Limited is a private limited company registered in England registration number: 1093549. Registered office, Arcadis House, 34 York Way, London, N1 9AB. Part of the Arcadis Group of Companies along with other entities in the UK. Regulated by RICS.

ARCADIS Design & Consultancy for natural and built assets

Commissioning Completion Certificate

Issued by:	Arcadis LLP (previously EC Harris LLP)
Address:	34 York Way, London, N1 9AB
Project Co:	IHS Lothian Limited
Address:	50 Lothian Road, Festival Square, Edinburgh, EH3 9WJ
Board:	Lothian Health Board
Address:	Waverley Gate, 2-4 Waterloo Place, Edinburgh EH1 EG
Contractor:	Multiplex Construction Europe Limited (previously Brookfield Multiplex Construction Europe Limited)
Address:	99 Bishopsgate, Second floor, London EC2M 3XD
Issue date:	22nd February 2019
Works:	Re-provision of RHSC and DCN at Little France
Situated at:	Little France Crescent, Edinburgh EH16 4TJ

Under the terms of the above-mentioned Project Agreement and as subsequently amended and supplemented by the Settlement Agreement and Supplemental Agreement relating to the Project Agreement. (Concluded and implemented 22/02/2019).
We certify that the Actual Commissioning End Date of the Works was achieved on 22nd February 2019.

To be signed by or for the issuer named above.

Signed

[redacted]

On behalf of Arcadis LLP

CC Lothian Health Board
IHS Lothian Limited
Multiplex Construction Europe Ltd

ARCADIS Design & Consultancy for natural and built assets

Certificate of Practical Completion

Issued by:	Arcadis LLP (previously EC Harris LLP)
Address:	34 York Way, London, N1 9AB
Project Co:	IHS Lothian Limited
Address:	50 Lothian Road, Festival Square, Edinburgh, EH3 9WJ
Board:	Lothian Health Board
Address:	Waverley Gate, 2-4 Waterloo Place, Edinburgh EH1 EG
Contractor:	Multiplex Construction Europe Limited (previously Brookfield Multiplex Construction Europe Limited)
Address:	99 Bishopsgate, Second floor, London EC2M 3XD
Issue date:	22nd February 2019
Works:	Re-provision of RHSC and DCN at Little France
Situated at:	Little France Crescent, Edinburgh EH16 4TJ

Under the terms of the above-mentioned Project Agreement and as subsequently amended and supplemented by the Settlement Agreement and Supplemental Agreement relating to the Project Agreement. (Concluded and implemented 22/02/2019)
We certify that the Actual Completion Date of the Works was achieved on 22nd February 2019.

To be signed by or for the issuer named above.

Signed

[redacted]

On of Arcadis LLP

CC Lothian Health Board
IHS Lothian Limited
Multiplex Construction Europe Ltd ✓

From: Henderson, Ronnie [redacted] on behalf of Henderson, Ronnie
Sent: 03 June 2019 13:03
To: David Wilson
Subject: Independent validatiion

Hi David,

We will be carrying out the independent validation of all critical ventilation systems beginning 17th June for approx 8-10 days. Can you please ensure that all the following areas and systems are in as complete condition to allow full inspection to take place:

- Operating Theatres
- Recovery Areas
- Intra-Operative MRI
- ITU/HDU/NNU
- Isolation Suites

It may be that CT and MRI areas on the ground floor will also be independently validated.

On another note – Stephen Evans responded re balancing of the IOMRI with theatre vent, can you advise availability.

Regards

Ronnie

Ronnie Henderson
Commissioning Manager Hard FM
RHSC & DCN - Little France
NHS Lothian

RHSC & DCN Site Office
Little France Crescent
Edinburgh
EH16 4TJ

[redacted]

****

The information contained in this message may be confidential or

legally privileged and is intended for the addressee only. If you

have received this message in error or there are any problems

please notify the originator immediately. The unauthorised use,

disclosure, copying or alteration of this message is

strictly forbidden.

****

From: Currie, Brian [redacted] on behalf of Currie, Brian
Sent: 25 June 2019 10:38
To: Callum Tuckett [redacted]; Roger Thompson RMT [redacted]; Matthew Templeton [redacted] Goldsmith, Susan [redacted]
Cc: Wallace Weir [redacted]; craig.simpson [redacted]; Bob Brown [redacted]; Darren Pike [redacted]; David Wilson [redacted]; Colin Grindlay [redacted] Henderson, Ronnie [redacted]; Davidson, Stuart X [redacted]; Mackenzie, Janice [redacted] Graham, Iain [redacted] Davidson, Stuart X [redacted]
Subject: RHCYP + DCN - Little France - IOM Issues Log dated 25 June 2019 - URGENT
Attachments: RIE_Childrens hospital issues log-rec from IOM 25 June 2019.pdf

For the avoidance of doubt, this transmittal, all attachments and our ongoing discussions concerning ventilation proceed entirely without prejudice to our whole rights, remedies and pleas and cannot be referred to or relied upon by you in any circumstances whatsoever without our express consent.

Please find attached first issues log just received from IOM.

This follows previous emails and a discussion at yesterday's Steering Group meeting.

We confirm our availability to participate in a telephone conversation on these matters at 10.00am this Friday and to meet before at IHSL's request.

We note Bob Brown's recent email to assist in these matters and we will advise availability of the Board's AE in due course.

We look forward to hearing from you at your earliest convenience.

Meantime we continue to reserve our whole rights, remedies and pleas.

Regards

Brian

Brian Currie
Project Director - NHS Lothian
RHCYP + DCN Site Office
Little France Crescent
Edinburgh
EH16 4TJ

[redacted]

PROUD HISTORIES | NEW CHAPTERS

****

The information contained in this message may be confidential or

legally privileged and is intended for the addressee only. If you

have received this message in error or there are any problems

please notify the originator immediately. The unauthorised use,

disclosure, copying or alteration of this message is

strictly forbidden.

****

Area	item	Issue
General	Systems do not appear to have been commissioned well	Various issues identified below
General	Swirl diffusers have been widely used in the development.	Not normally used in critical areas like theatres as they can be difficult to measure accurately with balometers and they can impact on wound site velocity
Preparation	Some areas are not completed and ready for handover. Eg ceiling tiles still missing	
Theatres	Very limited extract in theatre corridors. Corridors are not at 0 absolute pressure and do not meet required 7 ach/hr (SHTM03-01 part A appndix 2 Table A2)	No escape for surplus air. Could impact on open door protection. Pressure in corridors is pushing fire doors open
Theatres	Issues with doors, door actuators, closers and interlocking to DU's	
Theatres	Some prep rooms do not meet reaquired air supply volumes. (theatres 35, 31, 32, 33 and 38)	Should be 100l/s for SPS room.
Theatres	Most theatres do not properly control temperature	There are a number of faulty control valves on plant/heater batteries
Theatres	Concers about open door protection (eg theatre 34)	Theatre supply 1171, LLE365, scrub 73. Leaves 733 for open door vs required 750.
Theatres	UCV clean zone not marked in flooring - not tape but alternative coloured zone or lines in flooring.	Para 7.108 of SHTM 03-01 part A and Para 6.26of HBN 26 which states 'In theatres with ultra-clean ventilation the floor area enclosed by the hood should be marked with lines or a contrasting coloured area of flooring'.
Theatres	Some fabric issues in theatres (eg holes to fill and under benching gaps to fill)	
Theatres	Theatre 33 - 4 cells fail 0.2 test at 0.17m/s. Filter screen may have been adapted	Re-commission UCV - may need HEPA filters as pressure drop is 170pa vs typical 100/110 for clean filters
Theatres	It is understood that extract grilles in DU are supplied one from each theatre.	Systems will need to be interlocked so both theatres are running when any one is in use.
Theatres	Dirty utility extract rates do not meet requirements in some theatres. Should be 410l/s.	Theatres 30, 36, 37, 33, 38.
Theatres	issues on some theatre light stems, covers missing, not well fitted and cabling exposed	
Theatres	Individual grilles in conventional theatres not balanced which can impact on air flows at patient wound site.	BSRIA Guide AG 3/89.3 Table 1 page 10 requires them to be within 10% of lowest grille reading.
Theatres	Noise slightly high in UCV theatres	measurements 3.5 dbA above requirements. We would expect new facilities to meet the SHTM stsndard.
Theatres	UCV hepa filter pressure drops relatively high (140-170 pa) compared with expected 100/110 pa for new filters	
Theatres	Hepa filter screens on UCV are distorted in places	
Isolation rooms	Several isolation rooms on one AHU. HBN 04-01 supplement 1 (2013) Para 2.37 states that ideally each isolation suite should have its own supply and extract system.	Para 2.37 of HBN 04-01 states that ideally each isolation suite should have its own dedicated supply and extract system
Isolation rooms	Some isolation rooms not achieving the required 10 ach/hr	Min running at 5 ach and some just under 10
Isolation rooms	Back up arrangements appear to be very complex and as such likely to be challenging in future	
HDU's	Only achieving 3-4 ach/hr vs required 10	NHS have apparently agreed this??
AHU's	Filter pleat orientation incorrect on top row of final filters	Should be vertical
AHU's	Pre filters showing signs of bypass	
AHU's	Magnahelic gauges not marked for clean and dirty limits	
AHU's	Insufficient access for cleaning (eg inlets) and access hatches are too small for cleaning/maintenance	
AHU's	Some duct traverse test points are not plugged	
AHU's	Surplus drip tray in AHU (?humidifier removed?). Tray drain is not blanked off	
AHU's	Cooling coil drip tray area not easy to clean. Cooling coil baffles cannot be easily removed due to cable installation	
AHU's	Trap arrangements incorrect. No suitable air gaps and traps dirty and incorrectly installed	
AHU's	Magnahelic gauge scale too wide	1-500pa wheras 1-250 reflects likely filter pressure drops
AHU's	Motorised dampers take a long time to open and close which impacts on the speed of auto-changeover	No spring return fitted so may not close in the event of power failure.
AHU's	Plant labelling incorrect and shows incorrect areas served.	Temporary labelling installed
AHU's	Branch ducts not generally marked up to show areas served	
AHU's	Auto change over arrangements need to be fully tested. Some MD's do not close on plant isolation and some units will not re-start after both motors have been isolated.	
AHU's	Some motors running at over 95% speed so there is limites scope for system to overcome dirty filter pressure drop and maintain system performance	
BMS	Communication problems beteen BMS and AHU (eg theatre 33)	
BMS	It is not clear if critical plant will operate in stand alone mode in the event of issues with BMS or comms	

AUHs	cableing inside AHU also cable connectors inside AHU, potentail for electrical faults to cause as ource of fire within the airstraem. Potentail for smoke/fume to enter clinical areas	Similar situation was found at an NHS hopspital in the NorthEast 2016 all wiring had to be removed from AHUs before handover to Trust

13 Patient Rooms (including single, multi-bed and isolation rooms) within PICU and HDU Department.

RED = Multi Bed

PINK = Isolation

ORANGE = Single Bed

A47117341

Notes

Check all dimensions on site. Do not scale from this drawing.
Report any discrepancies and omissions to drawing originator.
This Drawing is Copyright ©

Designer Identification of Hazard Risk

- Indicates a Residual Risk requiring a Compulsary Action
- Indicates a Residual Risk for Information
- Indicates a Residual Risk requiring a Prohibitive Action
- Indicates a Residual Risk as a Warning

RECORD DRAWING
This issue records the latest revision of this drawing as prepared for construction purposes for architectural information only, amended relying upon information provided to HLM Architects by others.

HLM Architects has had no inspection duties in this respect and cannot confirm the project was constructed entirely as shown and accept no liability for losses arising from any errors in, or omissions from the information provided.

For areas and sizes, any construction dimensions shown should be checked on site.
For alterations, this drawing must be read in conjunction with the Health & Safety file, and the drawings of other consultants and specialists, and details checked on site prior to commencement.

Rev	Description	Date	Drn	Chk
R1	RECORD ISSUE	04/10/18	AM	HLM
K	COLOURED TO SHOW DEMOLITIONS ADDITIONS AS REQUIRED BY BUILDING CONTROL FOR AMENDMENT TO WARRANT.	13/08/18	HLM	HLM
J	DOORS ADDED TO POD TO LVC133 IN ACCORDANCE WITH CI-002207. LVC106 CHANGES REMAIN BUBBLED	15/06/18	HLM	HLM
I	WALLS & DOORS ADDED AS LVC106 - CI-002069.	01/06/18	HLM	HLM
H	COLOURED TO SHOW DEMOLITIONS ADDITIONS AS REQUIRED BY BUILDING CONTROL	08/01/18	HLM	HLM
G	ISSUED FOR BUILDING WARRANT.	14/11/17	KA	HLM
F	Room Names updated in line with LVC071A	17/08/17	JCD	HLM
E	Issued to reflect updates carried out & align with package layouts	07/07/17	JD	HLM
D	Updated to reflect NHSL & BYES comments	20/10/16	HLM	HLM
C	Updated to reflect ongoing changes & area schedule	29/07/16	JD	HLM
B	LAYOUT UPDATED TO INCLUDE REVISED SLAB LEVELS.	15/03/16	HLM	HLM
A	ISSUED FOR CONSTRUCTION - Updated to reflect ongoing coordination	01/09/15	MC	HLM
08	Updated to reflect ongoing coordination. Columns updated.	30/01/15	KM	HLM
07	Lifts at Core 2 updated. Room Names/Numbers Altered. Columns Updated.	27/11/14	JD	HLM
06	UPDATED TO REFLECT ONGOING COORDINATION	18/09/14	GCW	HLM
05	Updated to Reflect NHSL Comments and Ongoing Coordination.	22/08/14	RB	HLM
04	Issued for T1 Cost Check	13/06/14	RB	LR
03	ISSUED FOR PLANNING APPLICATION	07/05/14	RB	HLM
02	ISSUED AS DRAFT FOR DISCUSSION	30/04/14	RB	HLM
01				

Revisions

Project

Re-provision of RHSC and DCN at Little France

Client

NHS Lothian

Title

GENERAL ARRANGEMENT FIRST FLOOR LAYOUT

Drawing No.	Revision
HLM-SZ-01-PL-220-001	R1

Scale @ A0	Date
1:200	24/03/2014

Status

RECORD

IHS LOTHIAN
INTEGRATED HEALTH SOLUTIONS

From: Currie, Brian [redacted]
Sent: 03 July 2019 10:00
To: Wallace Weir; Darren Pike
Cc: Campbell, Jacquie; Graham, Iain; Mitchell, Fiona (Director); Mackenzie, Janice; Henderson, Ronnie
Subject: RHCYP + DCN - Little France - Critical Care Ventilation
Attachments: Air Change Options_Critical Care_02 June 2019.xlsx

Importance: High

Wallace / Darren

Following various joint meetings and workshops this week, I can confirm, on behalf of NHS Lothian, that you are requested to proceed with adjusting the installed ventilation system in Critical Care to achieve air change rates as per option A on the attached schedule. You are to provide as a minimum 7 air changes/hour in all single bedrooms (with the exception of room 1 B1 037) and 5 air changes/hour in all four bedded rooms (with the exception of room 1 B1 063).

You have intimated that you shall commence the necessary activities on Thursday, 4th July and you anticipate completion on Saturday, 6th July, 2019 at which stage the air change rates in the relevant critical care rooms shall achieve the air change rates as per Option A of the attached schedule. This instruction is subject to the terms of the Project Agreement and other than the above changes to air rates, all other current Project Agreement standards and requirements (including those for the ventilation system) apply to this instruction.

Please liaise with the project team's Commissioning Manager Ashley Hull and Project Clinical Director, Janice Mackenzie regarding access, coordination and area prioritisation.

Documentation formalising the position will follow in due course. Meantime the Board is proceeding to instruct that these works are urgently undertaken under reservation of its rights.

Many thanks

Regards

Brian

Brian Currie
Project Director - NHS Lothian
RHCYP + DCN
4th Floor Management Suite
Little France Crescent
Edinburgh
EH16 4TJ

[redacted]

PROUD HISTORIES | NEW CHAPTERS

****

The information contained in this message may be confidential or

legally privileged and is intended for the addressee only. If you

have received this message in error or there are any problems

please notify the originator immediately. The unauthorised use,

disclosure, copying or alteration of this message is

strictly forbidden.

****

	Room No	Room Name	Area (m2)	Ceiling Ht (m)	Volume (m3)	Current Design					Option A 7 ACH within Single Beds *High Velocity at Grille - Potetial Noise Issue above 6 ACH*					Option B 6 ACH within Multi-Beds					Option C 8 ACH within Single Beds *High Velocity at Grille - Potetial Noise Issue above 6 ACH*					Room Name
						Supply (l/s)	Supply (m3/hr)	Extract (l/s)	Extract (m3/hr)	ACH	ACH	Supply (l/s)	Supply (m3/hr)	Extract (l/s)	Extract (m3/hr)	ACH	Supply (l/s)	Supply (m3/hr)	Extract (l/s)	Extract (m3/hr)	ACH	Supply (l/s)	Supply (m3/hr)	Extract (l/s)	Extract (m3/hr)	
	1-B1-009	Bay 1	115.5	2.7	311.9	348.0	1252.8	348.0	1252.8	4.0	5.0	433.1	1559.3	433.1	1559.3	6.0	519.8	1871.1	519.8	1871.1	4.0	346.5	1247.4	346.5	1247.4	Bay 1
	1-B1-019	Single Room 8	26.0	2.7	70.2	78.0	280.8	78.0	280.8	4.0	7.0	136.5	491.4	136.5	491.4	4.0	78.0	280.8	78.0	280.8	8.0	156.0	561.6	156.0	561.6	Single Room 8
	1-B1-020	Single Room 7	26.0	2.7	70.2	78.0	280.8	78.0	280.8	4.0	7.0	136.5	491.4	136.5	491.4	4.0	78.0	280.8	78.0	280.8	8.0	156.0	561.6	156.0	561.6	Single Room 7
	1-B1-021	Single Room 9	26.3	2.7	71.0	79.0	284.4	79.0	284.4	4.0	7.0	138.1	497.1	138.1	497.1	4.0	78.9	284.0	78.9	284.0	8.0	157.8	568.1	157.8	568.1	Single Room 9
	1-B1-031	Bay 2	110.8	2.7	299.2	332.0	1195.2	332.0	1195.2	4.0	5.0	415.5	1495.8	415.5	1495.8	6.0	498.6	1795.0	498.6	1795.0	4.0	332.4	1196.6	332.4	1196.6	Bay 2
CLOSED	1-B1-037	Single Room 17	27.2	2.7	73.4	82.0	295.2	82.0	295.2	4.0	-	0.0	0.0	0.0	0.0	-	0.0	0.0	0.0	0.0	-	0.0	0.0	0.0	0.0	Single Room 17
CLOSED	1-B1-063	Bay 3	102.8	2.7	277.6	312.0	1123.2	312.0	1123.2	4.0	-	0.0	0.0	0.0	0.0	-	0.0	0.0	0.0	0.0	-	0.0	0.0	0.0	0.0	Bay 3
	1-B1-065	Neonatal Bay 4	60.0	2.7	162.0	181.0	651.6	181.0	651.6	4.0	5.0	225.0	810.0	225.0	810.0	6.0	270.0	972.0	270.0	972.0	4.0	180.0	648.0	180.0	648.0	Neonatal Bay 4
	1-B1-075	Neonatal Cot 22	15.1	2.7	40.8	46.0	165.6	46.0	165.6	4.1	7.0	79.3	285.4	79.3	285.4	4.0	45.3	163.1	45.3	163.1	8.0	90.6	326.2	90.6	326.2	Neonatal Cot 22
						1536	5529.6	1536	5529.6			1563.98	5630.31	1563.98	5630.31		1568.55	5646.78	1568.55	5646.78		1419.30	5109.48	1419.30	5109.48	
												-27.975	-100.71	-27.975	-100.71		-32.55	-117.18	-32.55	-117.18		116.70	420.12	116.70	420.12	

Single Bed
4 Bed

394.0 1418.4

From: Colin Grindlay [redacted] on behalf of Colin Grindlay
Sent: 04 July 2019 15:18
To: Stewart.McKechnie [redacted] Brian.Rutherford [redacted]; Darren Pike [redacted]; David Wilson [redacted]
Subject: Fwd: Scope/Drawing
Attachments: ATT00003.htm; ATT00002.htm; ATT00001.htm; Critical Care Ventilation - Interim.docx; Critical Care Ventilation - Permanent.docx; Critical Care Ventilation - Mark Up.pdf

Stewart,

As discussed onsite yesterday, please see attached information provided by NHSL to increase the ACH rate in HDU / Critical Care from 4 to 10ACH (Balanced).

Can you please with design as reviewed onsite.

CI to follow with payment being dealt with via PO.

Regards,

Colin

Sent from my iPhone

Begin forwarded message:

> **From:** "Henderson, Ronnie" [redacted]
> **Date:** 4 July 2019 at 13:07:10 BST
> **To:** "'colin.grindlay [redacted]
> **Subject: FW: Scope/Drawing**
>
> Colin,
>
> As requested.
>
> Ronnie
>
> Ronnie Henderson
> Commissioning Manager Hard FM
> RHSC & DCN - Little France
> NHS Lothian
>
> RHSC & DCN Site Office
> Little France Crescent
> Edinburgh
> EH16 4TJ
>
> [redacted]
>
> ---
>
> **From:** Henderson, Ronnie
> **Sent:** 03 July 2019 15:09

To: [redacted]
Subject: Scope/Drawing

Hi Wallace,

Please find scope and drawing attached.

Regards

Ronnie

Ronnie Henderson
Commissioning Manager Hard FM
RHSC & DCN - Little France
NHS Lothian

RHSC & DCN Site Office
Little France Crescent
Edinburgh
EH16 4TJ

[redacted]

****

The information contained in this message may be confidential or

legally privileged and is intended for the addressee only. If you

have received this message in error or there are any problems

please notify the originator immediately. The unauthorised use,

disclosure, copying or alteration of this message is

strictly forbidden.

****

Critical Care Ventilation – Interim Solution

On 2nd July consensus was reached at an all party meeting including infection control, IHSL, project team and senior board members, that an interim solution for improving ventilation in critical care be implemented. The solution involves closing ventilation to 4 bed bay 1-B1-063 and single bed room 1-B1-037 and redistributing the air to the other patient locations within critical care to provide 7air changes/hour to 4No. single rooms, and 5air changes/hour to 2No. 4 bed bays and 1No. 3 bed bays.

The work will take 3 days beginning 04/07/2019 and will involve adjusting dampers at individual vent locations to alter the air flows to suit the new requirement. This work will be localised at the individual vent and will cause no disruption to other activities being carried out in the areas.

During these works all isolation rooms will remain unaffected

Critical Care Ventilation – Permanent Solution

1. Intent & Scope

The works are required to increase the ventilation air change rates in critical care patient locations to 10 air changes/hour as per SHTM guidance. The existing system will be retained to serve between 50% & 66% of the locations, extent to be determined by survey and calculation. A new air handling unit, likely located in a nearby external courtyard will be designed and procured to serve the remaining locations. The majority of works will be in external and back office locations, however final break in points and sections of the duct runs will be in corridors immediately outwith patient bedrooms, this will require careful coordination with clinical teams. Once work is complete there will be a requirement to rebalance both the existing system and the new on and this will require access to patient bedrooms, again this will be carefully coordinated with clinical teams.

2. Description of works and likely timescales

1. Identify maximum coverage of existing supply and extract system and assess options for breaking into existing system (1day)
2. Design new system to cover the balance of locations (1-2 weeks)
3. Procure new air handling plant (8-12 Week lead time)
4. Install ductwork and fire dampers to identified locations for breaking into existing systems. This work is primarily in back office areas however there will be some works in clinical areas. All works will be carried out under a full HAI SCRIBE and will be coordinated with the clinical team. (1-2 Weeks)
5. Install air handling plant, final location to be identified. (2 weeks to install and commission).
6. Carry out final break in to existing systems at identified locations under a full HAI SCRIBE. This work to be scheduled in advance in coordination with clinical teams. At this point all identified rooms downstream of the break in point will be without mechanical ventilation until break in is complete. Likely duration 4-5 hours. Natural ventilation is available via openable windows. All rooms upstream of the break in will be unaffected. Drawing showing affected areas for both likely options is attached. (5 hours)
7. On reinstatement of systems all areas will be fully ventilated but will not be set up as designed. Final task will be to carry out rebalancing of ventilation systems (3-5 days depending on access)

3. Legacy issues

To minimise disruption existing local ductwork will be retained. The new systems will deliver air at a higher velocity and may result in additional noise. This cannot be quantified at present but will be mitigated if and when it arises and there are various options for this depending on level.

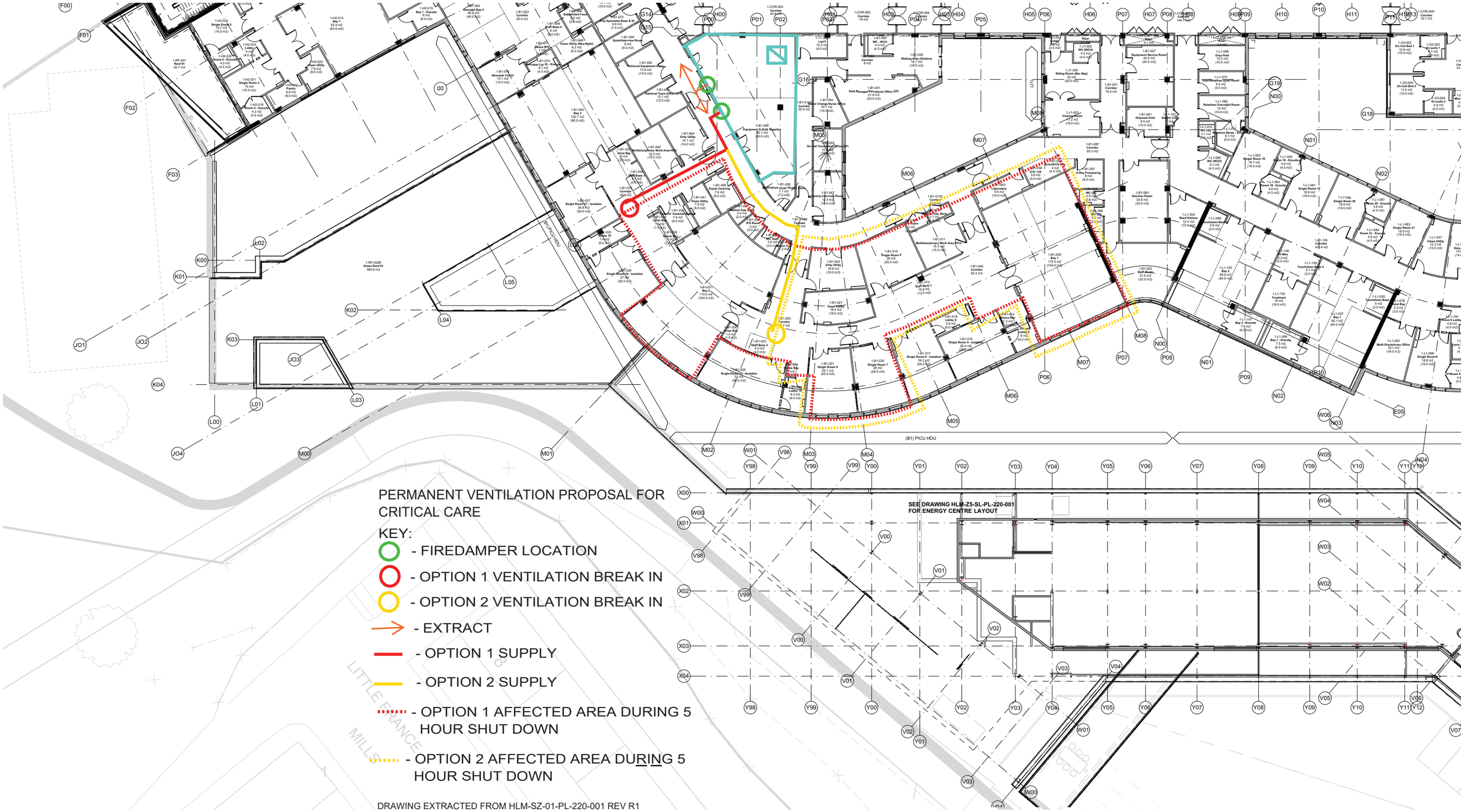
PERMANENT VENTILATION PROPOSAL FOR CRITICAL CARE
KEY:
- FIREDAMPER LOCATION
- OPTION 1 VENTILATION BREAK IN
- OPTION 2 VENTILATION BREAK IN
- EXTRACT
- OPTION 1 SUPPLY
- OPTION 2 SUPPLY
- OPTION 1 AFFECTED AREA DURING 5 HOUR SHUT DOWN
- OPTION 2 AFFECTED AREA DURING 5 HOUR SHUT DOWN
DRAWING EXTRACTED FROM HLM-SZ-01-PL-220-001 REV R1
SEE DRAWING HLM-Z5-SL-PL-220-001 FOR ENERGY CENTRE LAYOUT
(B1) PICU HDU
LITTLE FRANCE
MILLS

From: Darren Pike <[redacted]
Sent: 04 July 2019 16:33
To: Ben Keenan; Callum Tuckett; Andrew Ridley-Barker; Michele Madden
Cc: John Ballantyne; Paul Maguire; louise.[redacted]
Subject: URGENT RHSC - NHSL postpone the move in and opening.

Importance: High

All

We were informed 10 minutes ago that the NHS have taken the decision to postpone their migration and the opening of the hospital.
The details we have are that its related to the critical care ventilation and has been delayed @ 4 months. To allow a robust solution to be put in place.

A press release from the Scottish government is imminent.

Will provide further detail when I have them

Darren Pike
Project Director

MULTIPLEX

Multiplex Construction Europe Ltd
RHSC & DCN Project Office
Little France Crescent,
Edinburgh,
EH16 4TJ, United Kingdom
[redacted]
W www.multiplex.global

From: Wallace Weir [redacted] on behalf of Wallace Weir
Sent: 26 July 2019 16:16
To: Darren Pike
Cc: Matthew Templeton
Subject: FW: RHCYP + DCN - Little France - Draft High Value Change (Tech Spec Only) - Paediatric Critical care Ventilation
Attachments: CC Vent Remedials_Board Change_DRAFT_Tech Spec Only.pdf

Darren,

Please find attached draft Board Change re Critical Care Ventilation Works. We would appreciate your review of the drafting and comment as necessary. One particular area to consider is the acceptability of the drafting to TUV SUD. The Board is clearly eager to progress matters and has provided the drafting for comment to avoid any delay as a result of drafting queries raised after issue of the formal change.

The next ventilation meeting is at 1000 on Tuesday 30th July at which point it would be good to be in a position to confirm the designer position.

Many thanks

Kind regards

[redacted]

Wallace Weir
Project Director
IHSL

IHS Lothian Limited
RHCYP | 50 Little France Crescent | Edinburgh | EH16 4TJ
[redacted] | [redacted] www.hcp.co.uk

From: Currie, Brian [redacted]
Sent: 26 July 2019 14:21
To: Wallace Weir [redacted]
Cc: 'David Wilson' [redacted]; Ken Hall [redacted] Craig Simpson [redacted] Goldsmith, Susan [redacted]; Curley, George [redacted]; Graham, Iain [redacted]; Henderson, Ronnie [redacted]; STORRAR, Ian (NHS NATIONAL SERVICES SCOTLAND) [redacted]
Subject: RHCYP + DCN - Little France - Draft High Value Change (Tech Spec Only) - Paediatric Critical care Ventilation
Importance: High

Wallace

Further to our workshop this morning and your request for further confirmation of our requirements, as detailed to our email of the 16th July, 2019, we attach a Draft High Value Change Notice (Tech Spec Only).

You intimated that you would taking advice from MPX in relation to this and in particular the appointment of a designer and that you hoped to be able to respond early next week.

As you are acutely aware no design progress has been made since issue of our email on the 16th July, 2019.

We also discussed this morning the need for IHSL to investigate and communicate all other potential options for delivery of these remedials at the earliest possible opportunity.

Regards

Brian

Brian Currie
Project Director - NHS Lothian
RHCYP + DCN
4th Floor Management Suite
Little France Crescent
Edinburgh
EH16 4TJ

[redacted]

PROUD HISTORIES | NEW CHAPTERS

****

The information contained in this message may be confidential or

legally privileged and is intended for the addressee only. If you

have received this message in error or there are any problems

please notify the originator immediately. The unauthorised use,

disclosure, copying or alteration of this message is

strictly forbidden.

****

The HCP Group includes HCP Holdings Limited (registered number: 03209169), HCP Management Services Limited (registered number: 03819468) and HCP Social Infrastructure (UK) Limited (registered number: 02658304), all of whom are registered in England & Wales. The registered office for these companies is 8 White Oak Square, Swanley, Kent BR8 7AG.

This communication contains information which is confidential and may also be privileged. It is for the exclusive use of the intended recipient(s). If you are not the intended recipient(s), please note that any distribution, copying or use of this communication or the information in it is strictly prohibited. If you have received this communication in error, please notify the sender immediately, delete the message from the computer and destroy any copies.

High Value Change Notice

Project:	**RHCYP & DCN**

1 – Issue of Change Notice to Project Co			
Title:	**Paediatric Critical Care Ventilation**		
Reference No:		**Date:**	
Target Cost Capital:	**£1.9m**	**Target Cost Revenue:**	**TBA**

High Value Change Requirements (Schedule Part 16, Section 4, Clause 2.1.3)

In accordance with Schedule Part 16 (Change Protocol), the Board requires Project Co to Design, Supply and Install a ventilation system or systems capable of delivering 10 air changes/hour at +10kpa as per SHTM 03-01, Appendix 1, Table A1 to the following rooms:

1-B1-065 including 1-B1-022, 1-B1-069, 1-B1- 076 and 1- B1-071 which are all open to 1-B1-065
1-B1-075
1-B1-063
1-B1-037
1-B1-031
1-B1-021
1-B1-020
1-B1-019
1-B1-009

All environmental requirements for all spaces served by these systems shall be met.

All works to be carried out and monitored after and with reference to a collaborative full Stage 3 HAI SCRIBE assessment being approved by NHS Lothian.

Design development to include input from the board and all appropriate stakeholders.'

Value for Money Assessment (Schedule Part 16, Section 4, Clause 2.1.4)

To allow the Board will assess whether the High Value Change Stage 2 Submission offers it value for money the submission shall include as a minimum the following information:

- A detailed and fully quantified pricing schedule for the construction works
- A detailed breakdown of all Preliminaries and general cost items
- Construction issue drawings and specification
- Proposed construction programme
- Construction phase method statement

Date by which parties are required to meet to review the High Value Change	*Input 5BDs*

Notice and agree the content for the High Value Change Proposal (Schedule Part 16, Section 4, Clause 2.3.1)	*following receipt of Notice*

To: **IHS Lothian**

We require the Change described above.
Please advise when Project Co will submit a High Value Change Proposal for the above.

Signed on behalf of NHS Lothian: ……..

Name of Signatory (type or print): …… ……

Date: ……..

DRAFT

From: Matthew Templeton [redacted] on behalf of Matthew Templeton
Sent: 31 July 2019 15:57
To: BLACK Sophie; MILLER Victoria; Louise Shiels (Brodies Solicitors; John Ballantyne; Darren Pike; Wallace Weir
Subject: Fwd: RHSC: Critical Care Ventilation
Attachments: ATT00002.htm; image001.jpg; ATT00001.htm; Draft Option 3 Instruction_IHSL 31 07 19.DOCX

All,

FYI

Regards
Matt

Sent from my iPhone

Begin forwarded message:

From: Matthew Templeton [redacted]
Date: 31 July 2019 at 15:54:14 BST
To: "Goldsmith, Susan" [redacted]
Cc: 'Iain Graham' [redacted], "Richard Osborne (MacCap)" [redacted], Roger Thompson RMT [redacted], Callum Tuckett [redacted], Viv Cockburn [redacted] Wallace Weir [redacted], "Currie, Brian" [redacted]
Subject: RHSC: Critical Care Ventilation

Dear Susan,

As discussed on our call yesterday IHSL received a draft Board Change on the 26th July 2019 with respect to Critical Care Ventilation, proposing a High Value Change as set-out within Project Agreement Schedule 16 (Change Protocol). The High Value Change process is by its nature prescriptive and iterative and will take time to administer and hence may not be appropriate for this situation, where NHSL are seeking parties immediately progress with the design and installation of the amendments to the Critical Care ventilation. Hence we agreed we require a fast track process which enables the works to be started as soon as possible and completed at the earliest opportunity.

IHSL and their supply-chain require a clear and clean instruction from NHSL to proceed with the required amendments to the Critical Care ventilation, backed up by an obligation on NHSL to pay for the design, installation and any additional FM/lifecycle costs. Furthermore, the IHSL parties do not wish to proceed with any amendments to the critical care ventilation where NHSL are reserving their rights in respect of any alleged breach of the PA/SA with respect to critical care ventilation as signed off by the Independent Tester.

As I mentioned on our call there is no perfect solution, however IHSL has considered the three options below:

1. **Option 1: High Value Change (Schedule 16 (Change Protocol).** As stated above, this has very prescriptive iterative steps and may take several weeks or even months to arrive at the

point where design and works can commence. This proposal does not allow a twin-tracking of activities and essentially requires the whole change to be documented prior to any works commencing. This has the advantage of using a clear process where the design, costs and contract amendments are fully agreed before work commences, however time would be lost whilst preparing and agreeing.

2. **Option 2: Amended Process by Agreement**: Board serve a High Value Change: (1) setting out the required additional works and services; and (2) proposing the PA Schedule 16 process is set aside to enable design and ordering of key materials (e.g. AHUs) to commence prior to signature of a contract documenting the additional works and additional services. NHSL will, contemporaneously with the issue of the High Value Change Notice, provide IHSL with a letter similar to that drafted for Option 3 (see below and attached), whereby NHSL provide certain assurances to IHSL/MPX to progress with development and delivery of critical care ventilation amendments (e.g. obligation to pay costs,). This would allow design to progress immediately and when required the placement of orders for critical items of plant. Whilst the ventilation design is progressing under essentially an advanced works style agreement, the parties can agree by a specified date the full Project Agreement supplemental agreement (as well as the necessary Construction Contract and Services Contract supplemental agreements and ancillary documentation).

3. **Option 3: Depart from High Value Change process**: rather than issue a High Value Change notice, the parties could jump straight to the conclusion of an advance works type agreement and Project Agreement Supplemental Agreement (both of which are the likely outcomes of the proposed change in any event) as well as the necessary Construction Contract and Services Contract supplemental agreements and ancillary documentation. This has the advantages of option 2 in terms of speed of delivery plus the advantage of not tying up all the parties in knots in terms of following the Change Protocol. Please find attached a draft Heads of Terms Agreement for Option 3 (Note this is indicative only of such an agreement and requires further review by all IHSL parties).

Due to the pressing time constraints IHSL has not had the opportunity to consult with Bouygues or lenders on the above options, however as discussed on our call it was considered more time critical to issue the options to NHSL such that they could be considering in tandem.

The strong preference of Multiplex is Option 3. Circumventing the Change Protocol best achieves the overall objective to facilitate the migration of RHSC into the new facilities at the earliest opportunity.

IHSL parties cannot progress with the design, supply and install of the critical care ventilation works until it is clear what the Board are instructing, and that the Board will cover all costs.

I hope the above helps and is provided with the intention of supporting NHSL and agreeing a way forward.

The above and attached are provided without prejudice.

Regards
Matt

Matt Templeton | Director
Dalmore Capital
Caledonian Exchange, 19A Canning Street, Edinburgh, EH3 8EG
[redacted]
www.dalmorecapital.com

Please note from Monday 17th June, we are moving the Edinburgh office to 2nd Floor, Caledonian Exchange, 19A Canning Street, Edinburgh, EH3 8EG. All telephone numbers will remain the same. We look forward to welcoming you to our new office.

Registered No: 06849002. Authorised and Regulated by the Financial Conduct Authority.
For addressee only. No legally binding commitments will be created by this e-mail message. Where we intend to create legally binding commitments these will be made through hard copy correspondence or documents.
If you are not the intended recipient it may be unlawful for you to read, copy, distribute, disclose or otherwise use the information in this e-mail. If you are not the intended recipient please contact us immediately.
E-mail may be susceptible to data corruption, interception and unauthorised amendment, and we do not accept liability for any such corruption, interception or amendment or the consequences thereof.

Disclaimer

The information contained in this communication from the sender is confidential. It is intended solely for use by the recipient and others authorized to receive it. If you are not the recipient, you are hereby notified that any disclosure, copying, distribution or taking action in relation of the contents of this information is strictly prohibited and may be unlawful.

This email has been scanned for viruses and malware, and may have been automatically archived by **Mimecast Ltd**, an innovator in Software as a Service (SaaS) for business. Providing a **safer** and **more useful** place for your human generated data. Specializing in; Security, archiving and compliance. To find out more Click Here.

NHS LOTHIAN HEADED PAPER

IHS Lothian Limited

13 Queen's Road

Aberdeen, AB15 4YL

Dear Sirs

PROJECT AGREEMENT DATED 12TH AND 13TH FEBRUARY 2015 BETWEEN LOTHIAN HEALTH BOARD (THE "BOARD") AND IHS LOTHIAN LIMITED ("PROJECT CO"), AS AMENDED ("PROJECT AGREEMENT")

ADDITIONAL WORKS: PAEDIATRIC CRITICAL CARE VENTILATION
HEADS OF TERMS AGREEMENT ("HoTA")

(1) Save where the context requires otherwise or where otherwise defined in this letter, capitalised terms defined in the Project Agreement shall have the same meaning in this letter.

(2) The Board wishes to procure the additional works described in Appendix 1 to this HoTA (the "**Additional Works**").

(3) The Board also requires that following completion of the Additional Works, maintenance of the equipment provided as part of the Additional Works will be provided by or on behalf of Project Co (the "**Additional Services**").

(4) Pursuant to this HoTA, the Board and Project Co undertake to use reasonable endeavours to enter into a supplemental agreement to the Project Agreement to document the Additional Works and Additional Services (the "**PA Supplemental Agreement**"), as soon as reasonably practicable.

(5) For the avoidance of doubt, Project Co shall owe to the Board no obligation in relation to the Additional Works and/ or Additional Services, beyond that expressly noted in this HoTA, and/or, when entered into, the PA Supplemental Agreement.

(6) In recognition that the PA Supplemental Agreement has not been entered into before commencement of the Additional Works or Additional Services, and that the Funders have not yet granted formal consent to the Additional Works or Additional Services, the Board by signature of this letter hereby agrees and undertakes that it shall:

(a) approve the design, or otherwise confirm why no approval shall be given, within 10 (ten) days of receipt of the design from Project Co. Approval of the design, when received, shall be conclusive confirmation of compliance of the design with the requirements of the HoTA. Should no approval, or otherwise be forthcoming within the timescales noted in this Paragraph (6)(a), the design shall be deemed to be approved and that deemed approval shall be conclusive confirmation of compliance of the design with the requirements of the HoTA;

(b) inspect the installation when complete and approve compliance of the supply and install with the requirements of this HoTA;

(c) pay to Project Co within [14] Business Days of receipt of a written invoice the costs incurred by Project Co relating to:

i. the procurement of the design of the Additional Works;

ii. the procurement of equipment to be ordered in order to provide the Additional Works and/ or Additional Services;

iii. the implementation of the Additional Works [*note: this would need to be fully inclusive of all costs, including any increased insurance premiums etc]*;

iv. the provision of the Additional Services;

v. [ ]

[Note: parties to agree how far reaching this letter should be in terms of costs incurred before the PA Supplemental Agreement is in place.]

(d) indemnify Project Co on demand from and against any and all costs, damages, expenses, liabilities and losses suffered or incurred by Project Co which may arise out of or in connection with the Additional Works or Additional Services to the extent not reimbursed pursuant to Paragraph (6)(c) above;

[*Note: the indemnity will cover costs Project Co did not anticipate when entering into this letter prior to full knowledge of the costs/ risks involved.]*

(e) be liable for all reasonable and direct costs to Project Co, the Funders and the Sub-Contractors of entering into this HoTA and the PA Supplemental Agreement and all ancillary documentation required to facilitate the Additional Works and Additional Services.

(7) Project Co shall provide regular updates (no less than at monthly intervals) to the Board on all costs, damages, liabilities and losses suffered or incurred, arising out of or in connection with the carrying out of the Additional Works and/ or Additional Services; and/or the entering into of the PA Supplemental Agreement.

(8) On entering into this HoTA, the Board confirms and agrees that they have no right of recourse, and no claim will be made against Project Co in relation to the design, supply and install of the paediatric critical care ventilation, certified as achieving Actual Completion on 22 February 2019.

(9) The parties agree that the Board's requirements in respect of the Additional Works and Additional Services in the HoTA take precedence in the case of any inconsistency with the Board's ventilation requirements in the Project Agreement.

(10) The Board waives any and all actions, claims, liabilities, rights, demands, set-offs and counterclaims to additional payment arising out of any inconsistencies of the Additional Works with:

(a) the terms of the Project Agreement (as drafted prior to the entry into of this letter or the PA Supplemental Agreement); and/ or

(b) NHS Requirements.

(11) The Board acknowledges and agrees that:

(a) Project Co will not be required to provide any Services to, or perform any other obligations; and

(b) no Deductions, Warning Notices, or other penalty under the Project Agreement shall be incurred by Project Co;

in respect of [*Note: all areas of Facilities which may be affected by the Additional Works to be referenced – including entrances, corridors, welfare facilities, the relevant critical*

care rooms etc] from commencement of the Additional Works until the later of: (a) completion of the Additional Works; or (b) the consent of the Funders in respect of the entry into of the PA Supplemental Agreement has been received and the PA Supplemental Agreement has been entered into.

(12) The Board acknowledges and agrees that no Deduction, Warning Notice, or other penalty under the Project Agreement which arises as a result of the carrying out of the Additional Works or the subsequent rectification of any snagging works or defects in the Additional Works shall be incurred by Project Co.

(13) The Board acknowledges and agrees that no Project Co Event of Default shall arise if that Project Co Event of Default has been caused by the Additional Works or Additional Services.

(14) Where a Sub-Contractor is entitled to claim any compensation and/or relief from Project Co under a Sub-Contract and Project Co subsequently makes a claim against the Board under this letter in relation to such compensation and/or relief, the Board waives any right to defend Project Co's claim on the ground that Project Co is only required to pay compensation or grant relief to the Sub-Contractor under the Sub-Contract as the case may be to the extent the same is recoverable from the Board.

(15) Any dispute arising under or in connection with this letter shall be resolved in accordance with Clause 56 (*Dispute Resolution Procedure*) of the Project Agreement.

(16) The parties agree that Schedule Part 16 (*Change Protocol*) of the Project Agreement does not apply to the Additional Works and Additional Services which are the subject of the HoTA.

(17) This letter may be executed in any number of counterparts, all of which when taken together shall constitute one and the same instrument.

SIGNED for and on behalf of

LOTHIAN HEALTH BOARD

at

on

by

…… Authorised Signatory

…….. Full Name

before this witness

……

…… Full Name

…… Address

DRAFT

SIGNED for and on behalf of

IHS LOTHIAN LIMITED acting

by

…… Director

…….. Full Name

before this witness

……

…… Full Name

…… Address

DRAFT

THIS IS APPENDIX 1 REFERRED TO IN THE FOREGOING HEAD OF TERMS AGREEMENT

The Board requires Project Co to undertake additional works to develop a design and supply, install and maintain a ventilation system, and make any necessary alterations to the fabric of the Facilities, in accordance with the general principles of SHTM 03-01, in order to deliver 10 air changes and 10Pa positive pressure for critical care areas in respect of the following rooms:

- 1-B1-065 including 1-B1-022, 1-B1-069, 1-B1-066 and 1-B1-071 which are all open to 1-B1-065.
- 1-B1-075
- 1-B1-063
- 1-B1-037
- 1-B1-031
- 1-B1-021
- 1-B1-020
- 1-B1-019
- 1-B1-009

DRAFT

SCOTTISH HOSPITALS INQUIRY

Hearing commencing 26 February 2024

Bundle 13 – Miscellaneous - Volume 1