

SCOTTISH HOSPITALS INQUIRY

**Hearing Commencing
24 April 2023**

Bundle 4 – Environmental Matrix

This document may contain Protected Material within the terms of [Restriction Order 1](#) made by the Chair of the Scottish Hospitals Inquiry and dated 26 August 2021. Anyone in receipt of this document should familiarise themselves with the terms of that Restriction Order as regards the use that may be made of this material.

Table of Contents

1.	A32623039 - Environmental Matrix dated 4 September 2014	Page 4
2.	A34225378 - Environmental Matrix version 2	Page 17
3.	A34691163 - Environmental Matrix Version 1 issued in September 2010	Page 42
4.	A34691173 - Environmental Matrix Version 2 issued on 22 December 2010	Page 60
5.	A34691181 - Reference Design Envisaged Solution – RHSC/DCN RDS Environmental Matrix – 3 February 2012	Page 77
6.	A34691183 - Reference Design Envisaged Solution – RHSC/DCN RDS Environmental Matrix – 13 March 2012	Page 103
7.	A34691184 - Reference Design Envisaged Solution – RHSC/DCN RDS Environmental Matrix – 19 September 2012	Page 131
8.	A36636547 - Environmental Matrix at Financial Close	Page 159
9.	A35004562 - Ward Room Thermal Comfort Analysis - February 2012	Page 184
10.	A35616759 - IHSL Comments on the Environmental Matrix Comments w/c 20 October 2014	Page 218

11.	A35616783 - Environmental Matrix NHSL - 31 October 2014	Page 220
12.	A39975851 - Email dated 11 November 2014 re Environmental Matrix NHSL Comments Feedback	Page 245
13.	A40162625 - Environmental Matrix published - 31 October 2014	Page 248
14.	A35616757 - Email from Maureen Brown to Colin Macrae and others - 28 October 2014	Page 273
15.	A39975805 - Environmental Matrix Comments - 13 October 2014 (attachment to Email from Maureen Brown to Colin Macrae and others - 28 October 2014)	Page 275
16.	A34691195 - Email from Michael O'Donnell to D Muir - 15 February 2010	Page 278
17.	A34691214 - Email from Michael O'Donnell to D Muir - 8 September 2010	Page 280
18.	A34691253 - Hulley & Kirkwood Thermal Comfort Analysis - 12 March 2012	Page 281
19.	A34225373 - Hulley & Kirkwood Thermal Comfort Analysis Report - February 2012	Page 283
20.	A34691210 - Email from M O'Donnell, Hulley & Kirkwood, to G Brodie, BAM - 02 July 2010	Page 317
21.	A37318840 - Email from Andy Duncan of Mott Macdonald Ltd to Thomas Brady of Davis Langdon - 28 February 2012	Page 322
22.	A37318849 - Nightingale Associates, BMJ Architects, H&K and Arup joint statement	Page 324

Royal Hospital for Sick Children and Department for Clinical Neurosciences - Edinburgh

RHSC / DCN RDS Environmental Matrix

Dept Code	Index
~	Cover
~	Guidance Notes
~	Room Function Reference Sheet
A1 - A4	Front Door - A&E / Assessment Ward
B1	Critical Care / HDU / Neonatal Surgery
C1- C5	RHSC In Patient Pathway / Ward Care
D1 - D10	RHSC Ambulatory Care
E1	Pod
F1	Child and Adolescent Mental Health
G2 - G3	Clinical Support
H1 - H3	Academic
I1 - I2	Facilities / Infrastructure Support Services
J1 - J2	Patient / Family Support
K1 - K2	Family Facilities
L1 - L2	DCN In Patient Pathway / Ward Care
M1- M4	DCN Support Space
N1	DCN Out Patient Departments
P1	Combined Theatres
Q1	Combined Radiology
R1 - R2	Office / Admin Support Services
S1 - S7	Combined Facilities / Infrastructure Support Services
T1	Plant
U1	Shelled Space

Rev	By	Description	Date

Environmental Matrix - Guidance Notes

- 1 This workbook is prepared for the Reference Design Stage as an easier reference tool to replace ADB RDS M&E Sheets for the Environmental Criteria elements as described on these sheets.
- 2 The services matrices are produced from the NHS Lothian Schedule of Accommodation Sheets [Version 13 issued 19th September 2012](#).
- 3 The design of the HVAC systems to the theatres shall be in accordance with SHTM 03-01.
- 4 Where radiant panels are indicated in any room in these matrices, detailed design development may remove the need for these without detriment to environmental temperature. This design development is dependant on actual room layout - i.e. whether a room is located adjacent to an external wall, ground bearing floor, roof surface or is internal.
- 5 Ventilation air change rates and the use of natural ventilation in Patient Areas shall be reviewed throughout the detail design process to ensure a maximum internal temperature of 25°C (dry bulb) is not exceeded during normal occupancy. This criteria shall also apply to cellular and open plan office spaces.
- 6 Maximum internal temperatures listed relate to normal occupancy and Summer Design Conditions ; External Summer Conditions for Cooling Plant Selection as per SHTM2025, Enthalpy 54kJ/kgda, 26degC db, 19degC wb. External Winter Conditions as per CIBSE Guide A Table A 2.2 for locality = - 6C for Heat Losses, and as SHTM 2025 for locality = -10C for AHU Ventilation Plant design.
- 7 Examination lamp notes where listed are provisional. Detailed requirements (fixed, mobile, illumination) will be detailed on C sheets as agreed from signed off 1:50 RDS, which shall take precedence over this schedule.
- 8 All lighting levels are derived from CIBSE Lighting Guide LG2. Client briefing may take precedence over Environmental Matrix.
- 9 Colour rendering refers to CIBSE Lighting Design Guide and will be applied throughout
 "80" : Normal
 "90" - Enhanced to provide close as possible match to natural light for clinical purposes
- 10 Thermostatic Mixing Devices - SHTM 04-01 Guidance shall be employed for specific TRV Type versus listed Area/Activity.
- 11 Standby Lighting to be Grade A throughout .
- 12 The internal temperature in naturally or mechanically ventilated rooms shall not exceed the maximum temperature as listed on these Environmental Matrices provided external summer design criteria is not exceeded .
- 13 Local Radiant Panel TRV's shall be tamper proof head type with limiting/locking facility.
- 14 Local Control BMS Temperature Sensors for ducted reheat zones and chilled water cassettes for hotspots shall be provided with local range adjustment to +/- 2C of BMS Set Point. BMS set point shall be adjustable via operator/user dialogue through formal FM
- 15 **Typical bedroom** - Design Criteria - SHTM 03-01 Clause 2.11 - internal temperatures in patient areas should not exceed 28C db for more than 50 hrs per year. Appendix 1 SHTM 03-01 gives 18C to 28C float range. NHSL however require that the maximum internal design temperature is 25C
HDU bed areas - Design Criteria - HBN 57 gives specific guidance as well as SHTM 03-01 - esp Appendix 1 for air change rates - 10ac/hr Supply, 18C to 25C control range. (Capability shall be provided but not at the summer and winter external ambient design extremes against the internal maximum and minimum range conditions).
 The department should be air conditioned and controlled on a zonal basis.
 Central AHU plant requires humidification to achieve RH range during winter (HBN 57 Clause 4.60).
Post theatre recovery areas - Design Criteria - SHTM 03-01 - esp Appendix 1 for air change rates - 15ac/hr S&E , 18C to 25C control range.(Capability shall be provided but not at the summer and winter external ambient design extremes against the maximum and minimum range conditions).
 Central AHU plant requires humidification to achieve RH range during winter.

Critical Care areas - Design Criteria - SHTM 03-01 - esp Appendix 1 for air change rates - 10ac/hr Supply , 18C to 25C control range.(Capability shall be provided but not at the summer and winter external ambient design extremes against the maximum and minimum range conditions). NHSL may require specific rooms to have a control range up to 28C
 Central Air Handling Plant requires humidification to achieve RH range during winter (HBN 57 Clause 4.60).
Theatre areas - Design Criteria -SHTM 03-01 - esp Appendix 1 and 2 for air change rates Appendix 3 for design logic and pressure cascade criteria, 18C to 25C control range.(Capability shall be provided but not at the summer and winter external ambient design extremes against the internal maximum and minimum range conditions). SHTM 03-01 advises Humidification is no longer to be provided for theatres ventilation as a matter of course. Users to verify any specific requirements depending on clinical requirement. Space in plant rooms should be provided together with blank section within air handling units for future provision. NHSL may require specific rooms to have a control range up to 28C
- 16 **Corridor** ventilation may be either mechanical or where the opportunity exists natural. To be determined during detailed design with due regard to clinical functionality.
- 17 **Single Room WC** - SHTM 03-01 Appendix 1 suggests 3ac/hr extract air change rate only. HK have applied 10ac/hr extract rate to provide a more robust rate of extract.
- 18 **Diagnostic Rooms** - (X Ray, CT Scanner, MRI Scanners, Gamma Camera) - air change rates listed at 8ac/hr. Actual air change rate must be derived through room heat gain analysis and actual equipment guidance.
- 19 **Operating Theatre Laminar Flow/UCV Requirements** - Refer to Operational Policy Documents for specific theatres which require Laminar Flow/UCV canopy style ventilation solution. Note specific requirements for screenless canopies to avoid conflict with particular surgeon instruments/microscopes.
- 20 **Small workshop Areas** - Local Extract Ventilation (LEV) unit requirement to be determined from room equipment schedules
- 21 **Note that Isolation Suite ventilation solutions for this project shall follow HBN 4 Supplement 1 Section 4 Item 4.8 Guidance i.e.**
 A common departmental AHU shall be employed to provide supply air ventilation (and shall therefore employ duty & standby motors)
 Isolation Rooms En Suite Extracts shall be provided with an independent Isolation Room toilet extract ventilation system.
 Isolation Rooms En Suite Extracts shall be provided with either externally located 3 mtr high discharge stack in a safe location or with extract filters (H14) within a safe change housing outside the building on the suction side of the fan.
 Heating & Cooling Isolation Suites shall be provided via the ventilation system.
- 22 **Retail Provision** - Service provisions listed are Infrastructure only for future fit-out by retailer
- 23 **Comfort Cooled Fresh Air** - Where noted as such on the matrices, this means as provided via departmental air handling plant via chilled water cooling coils.

Room Function Reference Sheet.

The following table details reference templates which are used to populate cells within the environmental matrix. Refer to individual department sheets for individual room environmental conditions

Room Function	Temperature		Heating		Cooling Present	Cooling Type	Ventilation					Safety temperatures		Safety Notes	Lighting						Notes	Medical Location Group		
	Design Max deg C	Design Min deg C	Type	Control			Type	Supply ac/hr	Extract ac/hr	Relative Pressure	Min Filtration	Surface deg C	Water deg C		Normal lux	Night lux	Local lux	Standby Grade	Colour Rendering	Control			Plane	
Bathroom	28	18	Adjacent Space Transfer Air	None	No	None	Central Dirty Extract	0	10	Negative	None	43	41		200	n/a	None	A	80	Presence detection	Floor 0m	See Guidance Notes	n/a	
Bedroom	25	20	Radiant Panels	TRV Remote Head Adj.	Yes	Comfort Cooled Fresh Air	Central Supply Air	4	0	Positive	G4	43	41		100	5	300	A	80	switch	Bed / Trolley 1.45m	See Guidance Notes	1	
Cellular / Ward Offices	25	18	Radiant Panels	TRV Remote Head Adj.	Yes	Comfort Cooled Fresh Air	Central Supply and Extract	4	3	Positive	G4	43	n/a		300	n/a	None	A	80	Switch	Desk 0.75 to 0.85m	See Guidance Notes	n/a	
Changing Facilities	28	18	Radiant Panels	TRV Remote Head Adj.	Yes	Comfort Cooled Fresh Air	Central Supply and Extract	5	4	Positive	G4	43	41		100	n/a	None	A	80	Presence detection	Floor 0m	See Guidance Notes	n/a	
Circulation Areas	28	18	Radiant Panels	TRV Remote Head Adj.	No	None	None	Refer to Guidance Notes	Refer to Guidance Notes			G4	43	41		200	n/a	None	A	80	presence detection	Floor 0m	See Guidance Notes	n/a
Circulation Areas - Entrance Lobby	28	Not Controlled	Warm Air Door Curtain	BMS Adjustable Sensor	No	None	None	0	0	Balanced	None	n/a	n/a		200	n/a	None	A	80	Presence detection	Floor 0m	See Guidance Notes	n/a	
Classroom	25	18	Radiant Panels	TRV Remote Head Adj.	Yes	Ceiling Cassette - Chilled Water	Central Supply and Extract	4	4	Balanced	G4	43	n/a		300	n/a	None	A	80	Switch	Desk 0.75 to 0.85m	See Guidance Notes	n/a	
Common room/staff room/lounge	28	18	Radiant Panels	TRV Remote Head Adj.	Yes	Comfort Cooled Fresh Air	Central Supply and Extract	6	8	Negative	G4	43	41		300	n/a	None	A	80	Switch	Floor 0m	See Guidance Notes	n/a	
Consulting Room	28	18	Radiant Panels	TRV Remote Head Adj.	Yes	Comfort Cooled Fresh Air	Central Supply and Extract	3	3	Balanced	G4	43	41		300	n/a	1000	A	80	Switch	Bed / Trolley 1.45m	See Guidance Notes	n/a	
Clean Utility	28	18	Radiant Panels	TRV Remote Head Adj.	Yes	Comfort Cooled Fresh Air	Central Supply Air	6	0	Positive	G4	43	41		150	n/a	None	A	80	Presence detection	General working plane 1m	See Guidance Notes	n/a	
Dirty utility	28	18	Adjacent Space Transfer Air	None	No	None	Central Dirty Extract	0	6	Negative	None	43	60		200	n/a	None	A	80	Presence detection	Floor 0m	See Guidance Notes	n/a	
Diagnostic room	25	18	Warm Air - Reheat Battery	BMS Adjustable Sensor	Yes	Comfort Cooled Fresh Air	Central Supply and Extract	8	8	Balanced	F7	43	41		300	n/a	1000	A	80	switch	General working plane 1m	See Guidance Notes	1	
Eating/Drinking	28	18	Radiant Panels	TRV Remote Head Adj.	Yes	Comfort Cooled Fresh Air	Central Supply and Extract	4	4	Balanced	G4	43	41		300	n/a	None	A	80	Switch	Floor 0m	See Guidance Notes	n/a	
Ward Kitchen	28	18	Adjacent Space Transfer Air	None	Yes	Ceiling Cassette - Chilled Water	Central General Extract	0	6	Negative	G4	n/a	60		500	n/a	None	A	80	Switch	General working plane 1m	See Guidance Notes	n/a	
Small Workshop	28	18	Radiant Panels	TRV Remote Head Adj.	No	None	Central Supply and Extract	4	6	Negative	G4	43	41		300	n/a	None	A	80	Switch	Desk 0.75 to 0.85m	See Guidance Notes	n/a	
IT equipment (comms server)	25	18	None	None	Yes	Ceiling Cassette - Chilled Water	Central General Extract	0	2	Negative	None	n/a	n/a		300	n/a	None	A	80	Switch	Floor 0m	See Guidance Notes	n/a	
Kitchen (Commercial)	28	16	None	None	Yes	Comfort Cooled Fresh Air	Central Supply and Extract	DW172 Dependant	DW172 Dependant	Negative	G4	43	60		500	n/a	None	A	80	Switch	General working plane 1m	See Guidance Notes	n/a	
Laboratory	28	18	Radiant Panels	TRV Remote Head Adj.	Yes	Comfort Cooled Fresh Air	Central Supply and Extract	6	6	Balanced	F7	43	60		500	n/a	None	A	80	Switch	Desk 0.75 to 0.85m	See Guidance Notes	n/a	
Laundry	28	18	Adjacent Space Transfer Air	None	No	Comfort Cooled Fresh Air	Central Supply and Extract	6	10	Negative	G4	43	60		300	n/a	None	A	80	Switch	Floor 0m	See Guidance Notes	n/a	
Meeting Room	25	18	Radiant Panels	TRV Remote Head Adj.	Yes	Ceiling Cassette - Chilled Water	Central Supply and Extract	4	4	Balanced	G4	43	n/a		300	n/a	None	A	80	Switch	Desk 0.75 to 0.85m	See Guidance Notes	n/a	
Patient Accommodation Day	25	18	Radiant Panels	TRV Remote Head Adj.	Yes	Comfort Cooled Fresh Air	Central Supply Air	4	0	Positive	G4	43	41		100	n/a	None	A	80	Switch	Bed / Trolley 1.45m	See Guidance Notes	n/a	
Multi-bed Wards	25	18	Radiant Panels	TRV Remote Head Adj.	Yes	Comfort Cooled Fresh Air	Central Supply Air	4	0	Positive	G4	43	41		100	5	300	A	80	switch	Bed / Trolley 1.45m	See Guidance Notes	n/a	
Physiotherapy Studio	28	18	Radiant Panels	TRV Remote Head Adj.	Yes	Comfort Cooled Fresh Air	Central Supply and Extract	5	6	Negative	G4	43	41		300	n/a	None	A	80	Switch / Dimmer	Floor 0m	See Guidance Notes	n/a	
Body View	25	18	Radiant Panels	TRV Remote Head Adj.	Yes	Ceiling Cassette - Chilled Water	Central Supply and Extract	4	6	Negative	G4	43	n/a		300	n/a	None	A	80	Switch	Floor 0m	See Guidance Notes	n/a	
Reception	28	18	Radiant Panels	TRV Remote Head Adj.	Yes	Comfort Cooled Fresh Air	Central Supply Air	3	0	Positive	G4	43	n/a		300	n/a	None	A	80	Switch	Desk 0.75 to 0.85m	See Guidance Notes	n/a	

query

Room Function Reference Sheet.

The following table details reference templates which are used to populate cells within the environmental matrix. Refer to individual department sheets for individual room environmental conditions

Storage Area Med Gas	28	16	Adjacent Space Transfer Air	None	No	None	Natural ventilation	0	0	Balanced	None	n/a	n/a	200	n/a	None	A	80	Presence detection	Floor 0m	See Guidance Notes	n/a
Storage Area Equipment	28	16	Radiant Panels	TRV Remote Head Adj.	No	None	Central General Extract	0	3	Negative	None	43	n/a	200	n/a	None	A	80	Presence detection	Floor 0m	See Guidance Notes	n/a
Tea Making	28	18	Adjacent Space Transfer Air	None	No	None	Central General Extract	0	5	Negative	None	43	41	200	n/a	None	A	80	Presence detection	Floor 0m	See Guidance Notes	n/a
Toilet	28	18	Adjacent Space Transfer Air	None	No	None	Central Dirty Extract	0	10	Negative	None	43	41	200	n/a	None	A	80	Presence detection	Floor 0m	See Guidance Notes	n/a
Waiting Room	28	18	Radiant Panels	TRV Remote Head Adj.	Yes	Comfort Cooled Fresh Air	Central Supply and Extract	5	5	Balanced	G4	43	n/a	300	n/a	None	A	80	Switch	Floor 0m	See Guidance Notes	n/a
Treatment Room	28	18	Radiant Panels	TRV Remote Head Adj.	Yes	Comfort Cooled Fresh Air	Central Supply Air	10	0	Positive	F7	43	41	500	n/a	1000	A	80	Switch	Bed / Trolley 1.45m	See Guidance Notes	n/a
Isolation Lobby	25	18	Warm Air - Reheat Battery	BMS Adjustable Sensor	Yes	Comfort Cooled Fresh Air	HBN4 Dependant	HBN4 Dependant	HBN4 Dependant		F7	43	n/a	200	n/a	None	A	80	Presence detection	Floor 0m	See Guidance Notes	n/a
Resuscitation Bay	25	21	Radiant Panels	BMS Adjustable Sensor	Yes	Comfort Cooled Fresh Air	Central Supply and Extract	10	6	Positive	G4	43	41	500	n/a	1000	A	80	Switch	Bed / Trolley 1.45m	See Guidance Notes	n/a
Circulation Equipment Storage Bays	28	16	Adjacent Space Transfer Air	None	No	None	Central General Extract	0	3	Negative	None	43	n/a	200	n/a	None	A	80	Presence detection	Floor 0m	See Guidance Notes	n/a
Isolation Bedroom	25	21	Adjacent Space Transfer Air	BMS Adjustable Sensor	Yes	Comfort Cooled Fresh Air	HBN4 Dependant	HBN4 Dependant	HBN4 Dependant	Balanced	F7	43	41	100	5	300	A	80	Switch	Bed / Trolley 1.45m	See Guidance Notes	1
Operating Theatre Suite	25	18	Warm Air - Reheat Battery	BMS Adjustable Sensor	Yes	Comfort Cooled Fresh Air	In line with SHTM 03-01	In line with SHTM 03-01	In line with SHTM 03-01		F7	43	n/a	500	n/a	10,000 - 100,000	A	80	Switch	Bed / Trolley 1.45m	See Guidance Notes	n/a
Disposal Hold	28	18	Adjacent Space Transfer Air	None	No	None	Central Dirty Extract	0	10	Negative	None	43	n/a	100	n/a	None	A	80	Presence detection	Floor 0m	See Guidance Notes	n/a
DSR	28	18	Adjacent Space Transfer Air	None	No	None	Central Dirty Extract	0	10	Negative	None	43	n/a	100	n/a	None	A	80	Presence detection	Floor 0m	See Guidance Notes	n/a
Resus Trolley bay	25	18	Radiant Panels	TRV Remote Head Adj.	Yes	Comfort Cooled Fresh Air	Central Supply Air	0	0	Balanced	None	43	n/a	500	n/a	None	A	80	Switch	Bed / Trolley 1.45m	See Guidance Notes	n/a
Baby Feeding Room / Nappy Change	25	18	Adjacent Space Transfer Air	None	No	None	Central Dirty Extract	0	10	Negative	None	43	41	100	n/a	None	A	80	Presence detection	Floor 0m	See Guidance Notes	n/a
Relatives Overnight Stay	25	20	Radiant Panels	TRV Remote Head Adj.	Yes	Comfort Cooled Fresh Air	Central Supply and Extract	4	0	Positive	G4	43	41	100	n/a	None	A	80	Switch	Bed / Trolley 1.45m	See Guidance Notes	n/a
Pantry	28	18	Radiant Panels	TRV Remote Head Adj.	Yes	Comfort Cooled Fresh Air	Central Supply and Extract	6	8	Negative	G4	43	41	300	n/a	None	A	80	Switch	Floor 0m	See Guidance Notes	n/a
Linen Bay	28	16	Adjacent Space Transfer Air	None	No	None	Central Supply and Extract	0	3	Negative	None	43	n/a	200	n/a	None	A	80	Presence detection	Floor 0m	See Guidance Notes	n/a
Multi Disciplinary Work Areas	25	18	Radiant Panels	TRV Remote Head Adj.	Yes	Comfort Cooled Fresh Air	Central Supply and Extract	6	4	Positive	G4	43	n/a	300	n/a	1000	A	80	Switch	Desk 0.75 to 0.85m	See Guidance Notes	n/a
Open Plan Office	25	18	Radiant Panels	TRV Remote Head Adj.	Yes	Comfort Cooled Fresh Air	Central Supply and Extract	6	4	Positive	G4	43	n/a	300	n/a	None	A	80	Switch	Desk 0.75 to 0.85m	See Guidance Notes	n/a
Equipment Decontamination	28	18	Radiant Panels	TRV Remote Head Adj.	Yes	Comfort Cooled Fresh Air	Central Supply Air	6	0	Positive	G4	43	41	200	n/a	None	A	80	Presence detection	General working plane 1m	See Guidance Notes	n/a
Circulation Phone Both	28	18	Radiant Panels	TRV Remote Head Adj.	No	None	Central Supply and Extract	0	0	Balanced	G4	43	41	200	n/a	None	A	80	Presence detection	Floor 0m	See Guidance Notes	n/a
Recovery Bay / Recovery Room	28	20	Radiant Panels	TRV Remote Head Adj.	Yes	Comfort Cooled Fresh Air	Central Supply and Extract	4	0	Positive	G4	43	41	500	n/a	1000	A	80	switch	Bed / Trolley 1.45m	See Guidance Notes	n/a
IPS Room	Manufacturer Dependant	Manufacturer Dependant	Adjacent Space Transfer Air	None	No	None	None	0	3	Negative	None	43	n/a	200	Not Applicable	None	A	80	Switch	Floor 0m	See Guidance Notes	n/a

Dept	Room Name	Qty	Room Function	ADR Code	Temp (min)	Temp (max)	Heating Type	Heating Control	Cooling (present)	Cooling Control	Ventilation Type	Supply (l/s)	Extract (l/s)	Relative Humidity	Min Pressure	Surface Temp	Water Temp	Safety Notes	Normal Use	Local Use	Standby grade	Colour / finish	Control	Plane	Medical Location	
	Bedroom	28	Adjacent Space Transfer Air		18	20	None	None	No	None	Central Duty Extract	0	10	Negative	None	43	41	200	n/a	None	A	80	Presence detection	Floor 0m	See Guidance Notes	
	Bedroom	25	Radial Panels		18	18	Radial Panels	TRV Remote Head AS	Yes	Comfort Cooked Fresh Air	Natural & Central Supply Air	4	via ensuite	Positive to ensuite	G4	43	41	150	5	300	A	80	Switch / Dimmer	Bed / Tray / 1.45m	See Guidance Notes	
	Cubicle / Ward Offices	25	Radial Panels		18	18	Radial Panels	TRV Remote Head AS	Yes	Comfort Cooked Fresh Air	Central Supply and Extract	4	4	Balanced	G4	43	n/a	300	n/a	None	A	80	Switch	Desk 0.75 to 0.85m	See Guidance Notes	
	Changing Facilities	28	Radial Panels		18	18	Radial Panels	TRV Remote Head AS	Yes	Comfort Cooked Fresh Air	Central Supply and Extract	6	10	positive to ac	G4	43	41	150	n/a	None	A	80	Presence detection	Floor 0m	See Guidance Notes	
	Circulation Areas	28	underfloor heating / non to suit location		18	18	None	BMS Adjustable Sensor	No	None	Central Supply and Extract or to suit location	to suit location	to suit location	Balanced	G4	43	41	200	n/a	None	A	80	presence detection	Floor 0m	See Guidance Notes	
	Circulation Areas - Entrance Lobby	28	Warm Air Door Curtain		18	Not Controlled	Warm Air Door Curtain	BMS Adjustable Sensor	No	None	None	0	0	Balanced	None	n/a	n/a	200	n/a	None	A	80	Presence detection	Floor 0m	See Guidance Notes	
	Classroom	25	18	Radial Panels		18	Radial Panels	TRV Remote Head AS	Yes	Comfort Cooked Fresh Air	Central Supply and Extract	10	10	Balanced	G4	43	41	300	n/a	None	A	80	Switch	Desk 0.75 to 0.85m	See Guidance Notes	
	Common nonstaff room/burg	28	18	Radial Panels		18	Radial Panels	TRV Remote Head AS	Yes	Comfort Cooked Fresh Air	Central Supply and Extract	6	8	Negative	G4	43	41	300	n/a	None	A	80	Switch	Floor 0m	See Guidance Notes	
	Consulting Room	28	18	Radial Panels		18	Radial Panels	TRV Remote Head AS	Yes	Comfort Cooked Fresh Air	Central Supply and Extract	3	3	Balanced	G4	43	41	300	n/a	1000	A	80	Switch	Bed / Tray / 1.45m	See Guidance Notes	
	Clean Utility	28	18	Radial Panels		18	Radial Panels	TRV Remote Head AS	Yes	Comfort Cooked Fresh Air	Central Supply Air	6	0	Positive	G4	43	41	150	n/a	None	A	80	Switch	General working plane 1m	See Guidance Notes	
	Dirty Utility	28	18	Radial Panels		18	Radial Panels	TRV Remote Head AS	No	None	Central Duty Extract	0	6	Negative	None	43	41	200	n/a	None	A	80	Presence detection	Floor 0m	See Guidance Notes	
	Diagnostic room	25	18	Warm Air - Return Battery		18	Warm Air - Return Battery	BMS Adjustable Sensor	Yes	Comfort Cooked Fresh Air	Central Supply and Extract	to suit location	to suit location	Balanced	F7	43	41	300	n/a	1000	A	80	Switch / Dimmer	General working plane 1m	See Guidance Notes	
	Eating/Drinking	28	18	Radial Panels		18	Radial Panels	TRV Remote Head AS	Yes	Comfort Cooked Fresh Air	Central Supply and Extract	10	10	per person	Balanced	G4	43	41	300	n/a	None	A	80	Switch	Floor 0m	See Guidance Notes
	Ward Kitchen	28	18	Radial Panels		18	Radial Panels	TRV Remote Head AS	Yes	Comfort Cooked Fresh Air	Central Supply and Extract	0	6	Negative	G4	43	41	500	n/a	None	A	80	Switch	General working plane 1m	See Guidance Notes	
	Small Workshop	28	18	Radial Panels		18	Radial Panels	TRV Remote Head AS	Yes	Comfort Cooked Fresh Air	Central Supply and Extract	4	6	Negative	G4	43	41	300	n/a	None	A	80	Switch	Desk 0.75 to 0.85m	See Guidance Notes	
	IT equipment (rooms server)	25	18	None		18	None	Yes	Yes	Comfort Cooked Fresh Air	Central General Extract	0	2	Negative	None	n/a	n/a	300	n/a	None	A	80	Switch	Floor 0m	See Guidance Notes	
	Kitchen (Commercial)	28	18	None		18	None	Yes	Yes	Comfort Cooked Fresh Air	Central Supply and Extract	DW172 Dependant	DW172 Dependant	Negative	G4	43	41	500	n/a	None	A	80	Switch	General working plane 1m	See Guidance Notes	
	Laboratory	28	18	Radial Panels		18	Radial Panels	TRV Remote Head AS	Yes	Comfort Cooked Fresh Air	Central Supply and Extract	6	6	Balanced	F7	43	41	500	n/a	None	A	80	Switch	Desk 0.75 to 0.85m	See Guidance Notes	
	Laundry	28	18	Radial Panels		18	Radial Panels	TRV Remote Head AS	Yes	Comfort Cooked Fresh Air	Central Supply and Extract	6	10	Negative	G4	43	41	300	n/a	None	A	80	Switch	Floor 0m	See Guidance Notes	
	Meeting Room	25	18	Radial Panels		18	Radial Panels	TRV Remote Head AS	Yes	Comfort Cooked Fresh Air	Central Supply and Extract	10	10	per person	Balanced	G4	43	41	300	n/a	None	A	80	Switch	Desk 0.75 to 0.85m	See Guidance Notes
	Natural Accommodation Day	25	18	Radial Panels		18	Radial Panels	TRV Remote Head AS	Yes	Comfort Cooked Fresh Air	Central Supply Air	4	4	Balanced	G4	43	41	150	n/a	None	A	80	Switch	Bed / Tray / 1.45m	See Guidance Notes	
	Multi-bed Wards	25	18	Radial Panels		18	Radial Panels	TRV Remote Head AS	Yes	Comfort Cooked Fresh Air	Natural and Central Supply Air	4	via ensuite	Positive to ensuite	G4	43	41	150	5	300	A	80	Switch / Dimmer	Bed / Tray / 1.45m	See Guidance Notes	
	Physiotherapy Studio	28	18	Radial Panels		18	Radial Panels	TRV Remote Head AS	Yes	Comfort Cooked Fresh Air	Central Supply and Extract	5	6	Negative	G4	43	41	300	n/a	None	A	80	Switch	Floor 0m	See Guidance Notes	
	Body View	25	18	Radial Panels		18	Radial Panels	TRV Remote Head AS	Yes	Comfort Cooked Fresh Air	Central Supply and Extract	4	6	Negative	G4	43	41	300	n/a	None	A	80	Switch / Dimmer	Floor 0m	See Guidance Notes	
	Reception	28	18	Radial Panels		18	Radial Panels	TRV Remote Head AS	Yes	Comfort Cooked Fresh Air	Central Supply Air	4	4	Balanced	G4	43	41	300	n/a	None	A	80	Switch	Desk 0.75 to 0.85m	See Guidance Notes	
	Storage Area Med Gas	28	18	Frost protection		18	Frost protection	Thermostat	No	None	Natural ventilation	0	0	n/a	None	n/a	200	n/a	None	A	80	Switch	Floor 0m	See Guidance Notes		
	Storage Area Equipment	28	18	Radial Panels		18	Radial Panels	TRV Remote Head AS	No	None	Central General Extract	0	3	Negative	None	43	n/a	200	n/a	None	A	80	Switch	Floor 0m	See Guidance Notes	
	Tea Making	28	18	Radial Panels		18	Radial Panels	TRV Remote Head AS	No	None	Central General Extract	0	5	Negative	None	43	41	200	n/a	None	A	80	Presence detection	Floor 0m	See Guidance Notes	
	Toilet	28	18	Radial Panels		18	Radial Panels	TRV Remote Head AS	No	None	Central Duty Extract	0	10	Negative	None	43	41	200	n/a	None	A	80	Presence detection	Floor 0m	See Guidance Notes	
	Waiting Room	28	18	Radial Panels		18	Radial Panels	TRV Remote Head AS	Yes	Comfort Cooked Fresh Air	Central Supply and Extract	5	5	Balanced	G4	43	41	300	n/a	None	A	80	Switch	Floor 0m	See Guidance Notes	
	Treatment Room	28	18	Radial Panels		18	Radial Panels	TRV Remote Head AS	Yes	Comfort Cooked Fresh Air	Central Supply Air	10	0	Positive	F7	43	41	500	n/a	1000	A	80	Switch	Bed / Tray / 1.45m	See Guidance Notes	
	Isolation Lobby	25	18	Warm Air - Return Battery		18	Warm Air - Return Battery	Local BMS Adjustable Sensor	Yes	Comfort Cooked Fresh Air	Central Supply	69	0	Positive	F7	43	41	200	n/a	None	A	80	Presence detection	Floor 0m	See Guidance Notes	
	Resuscitation Bay	25	21	Radial Panels		18	Radial Panels	TRV Remote Head AS	Yes	Comfort Cooked Fresh Air	Central Supply and Extract	10	6	Positive	G4	43	41	500	n/a	1000	A	80	Switch	Bed / Tray / 1.45m	See Guidance Notes	
	Circulation Equipment Storage Bays	28	18	Radial Panels		18	Radial Panels	TRV Remote Head AS	No	None	Central General Extract	0	3	Negative	None	43	n/a	200	n/a	None	A	80	Presence detection	Floor 0m	See Guidance Notes	
	Isolation Bedroom	25	21	Radial Panels		18	Radial Panels	BMS Adjustable Sensor	Yes	Comfort Cooked Fresh Air	Supply via lobby	10	0	Positive	F7	43	41	150	5	300	A	80	Switch / Dimmer	Bed / Tray / 1.45m	See Guidance Notes	
	Operating Theatre Suite	25	18	Warm air via AHU Battery		18	Warm air via AHU Battery	Local BMS Adjustable Sensor	Yes	Comfort Cooked Fresh Air	Central Supply and Extract	In line with SHFM 03-01	In line with SHFM 03-01	F7	43	41	500	n/a	10,000 - 120,000	A	80	Switch	Bed / Tray / 1.45m	See Guidance Notes		
	Disposal Head	28	18	Radial Panels		18	Radial Panels	TRV Remote Head AS	No	None	Central Duty Extract	0	10	Negative	None	43	n/a	150	n/a	None	A	80	Presence detection	Floor 0m	See Guidance Notes	
	DRR	28	18	Radial Panels		18	Radial Panels	TRV Remote Head AS	No	None	Central Duty Extract	0	10	Negative	None	43	41	150	n/a	None	A	80	Presence detection	Floor 0m	See Guidance Notes	
	Resus Trolley Bay	28	18	Radial Panels		18	Radial Panels	TRV Remote Head AS	No	None	None	0	0	n/a	None	43	n/a	500	n/a	None	A	80	Switch	Bed / Tray / 1.45m	See Guidance Notes	
	Baby Feeding	25	18	Radial Panels		18	Radial Panels	TRV Remote Head AS	No	None	Central Supply Air	5	0	Positive	G4	43	41	150	n/a	None	A	80	Presence detection	Floor 0m	See Guidance Notes	
	Nappy Change	25	18	Radial Panels		18	Radial Panels	TRV Remote Head AS	No	None	Central Duty Extract	0	10	Negative	None	43	41	150	n/a	None	A	80	Presence detection	Floor 0m	See Guidance Notes	
	Resus Change Bay	28	20	Radial Panels		18	Radial Panels	TRV Remote Head AS	Yes	Comfort Cooked Fresh Air	Central Supply and Extract	4	0	Positive	G4	43	41	150	n/a	None	A	80	Switch	Bed / Tray / 1.45m	See Guidance Notes	
	Parity	28	18	Radial Panels		18	Radial Panels	TRV Remote Head AS	Yes	Comfort Cooked Fresh Air	Central Supply and Extract	6	8	Negative	G4	43	41	300	n/a	None	A	80	Switch	Floor 0m	See Guidance Notes	
	Linens Bay	28	18	Radial Panels		18	Radial Panels	TRV Remote Head AS	No	None	Central Extract	0	3	Negative	None	43	n/a	200	n/a	None	A	80	Presence detection	Floor 0m	See Guidance Notes	
	Multi Disciplinary Work Areas	25	18	Radial Panels		18	Radial Panels	TRV Remote Head AS	Yes	Comfort Cooked Fresh Air	Central Supply and Extract	4	4	Balanced	G4	43	41	300	n/a	1000	A	80	Switch	Desk 0.75 to 0.85m	See Guidance Notes	
	Open Plan Office	25	18	Radial Panels		18	Radial Panels	TRV Remote Head AS	Yes	Comfort Cooked Fresh Air	Central Supply and Extract	4	4	Balanced	G4	43	41	300	n/a	None	A	80	Switch	Desk 0.75 to 0.85m	See Guidance Notes	
	Equipment Decontamination	28	18	Radial Panels		18	Radial Panels	TRV Remote Head AS	Yes	Comfort Cooked Fresh Air	Central Supply and Extract	7	10	Negative	G4	43	41	200	n/a	None	A	80	Presence detection	General working plane 1m	See Guidance Notes	
	Circulation Phone Booth	28	18	Radial Panels		18	Radial Panels	TRV Remote Head AS	No	None	n/a	0	0	n/a	n/a	n/a	200	n/a	None	A	80	Switch	Floor 0m	See Guidance Notes		
	Recovery Bay / Recovery Room	28	20	Radial Panels		18	Radial Panels	TRV Remote Head AS	Yes	Comfort Cooked Fresh Air	Central Supply and Extract	15	15	Balanced	G4	43	41	500	n/a	1000	A	80	Switch / Dimmer	Bed / Tray / 1.45m	See Guidance Notes	
	Staff Base	28	18	Radial Panels		18	Radial Panels	TRV Remote Head AS	No	None	Central Supply and Extract	1000/per person	1000/per person	Balanced	G4	43	41	200/300	n/a	None	A	80	Switch / Dimmer	Desk 0.75 to 0.85m	See Guidance Notes	

Dept	Room Name	Qty	Room Function	ASB Code	Temp reqd	Temp range	Heating Type	Heating Control	Cooling Control	Cooling Type	Ventilation Type	Supply (l/s)	Extract (l/s)	Relative Humidity	Min. RH	Surface Temp	Water Temp	Safety Height	Normal Air	Night Air	Local Air	Standby	Colour grade	Control	Plane	Interloc Location	
PCU and HDU 24 Beds	Reception	1	Reception	J0132-01	20	18	Radiant Panels	TRV Remote Head AS	Yes	Comfort Cooked Fresh Air	Central Supply Air	4	4	Balanced	G4	43	n/a	300	n/a	None	A	80	Switch	Desk 0.75 to 0.85m	See Guidance Notes	n/a	
	Office - 4 person	1	Office / Ward Offices	M0251	25	18	Radiant Panels	TRV Remote Head AS	Yes	Comfort Cooked Fresh Air	Central Supply and Extract	4	4	Balanced	G4	43	n/a	300	n/a	None	A	80	Switch	Desk 0.75 to 0.85m	See Guidance Notes	n/a	
	Staff Base	1	Office / Ward Offices	M0251	25	18	Radiant Panels	TRV Remote Head AS	Yes	Comfort Cooked Fresh Air	Central Supply and Extract	4	4	Balanced	G4	43	n/a	300	n/a	None	A	80	Switch	Desk 0.75 to 0.85m	See Guidance Notes	n/a	
	Single Bed Isolation Cubicle	2	Isolation Bedroom	B1401-01	25	21	Adjacent Space Transfer Air	BMS Adjustable Sensor	Yes	Comfort Cooked Fresh Air	Supply via lobby	10	0	Balanced	F7	43	41	150	5	300	A	80	Switch / Dimmer	Bed / Trolley 1.45m	See Guidance Notes	1	
	Covering Lobby	1	Isolation Lobby	Q0510	25	18	Warm Air - Reheat Battery	Local BMS Adjustable Sensor	Yes	Comfort Cooked Fresh Air	Central Supply	69	0	Positive	F7	43	n/a	200	n/a	None	A	80	Presence detection	Floor 0m	See Guidance Notes	n/a	
	Single Bed Cubicle	2	Bedroom	B1401	25	18	Radiant Panels	TRV Remote Head AS	Yes	Comfort Cooked Fresh Air	Natural and Central Supply Air	4	4	via ensuite	positive to ensuite	G4	43	41	150	5	300	A	80	Switch / Dimmer	Bed / Trolley 1.45m	See Guidance Notes	n/a
	Open Plan Bay (4 beds)	1	Multi-bed Ward	B1600-01	25	18	Radiant Panels	TRV Remote Head AS	Yes	Comfort Cooked Fresh Air	Natural and Central Supply Air	4	4	via ensuite	positive to ensuite	G4	43	41	150	5	300	A	80	Switch / Dimmer	Bed / Trolley 1.45m	See Guidance Notes	1
	Staff Base	1	Office / Ward Offices	M0251	25	18	Radiant Panels	TRV Remote Head AS	Yes	Comfort Cooked Fresh Air	Central Supply and Extract	4	4	Balanced	G4	43	n/a	300	n/a	None	A	80	Switch	Desk 0.75 to 0.85m	See Guidance Notes	n/a	
	Single Bed Cubicle	1	Bedroom	B1401	25	18	Radiant Panels	TRV Remote Head AS	Yes	Comfort Cooked Fresh Air	Natural & Central Supply Air	4	4	via ensuite	positive to ensuite	G4	43	41	150	5	300	A	80	Switch / Dimmer	Bed / Trolley 1.45m	See Guidance Notes	1
	Single Bed Isolation Cubicle	1	Isolation Bedroom	B1401-01	25	21	Adjacent Space Transfer Air	BMS Adjustable Sensor	Yes	Comfort Cooked Fresh Air	Supply via lobby	10	0	Balanced	F7	43	41	150	5	300	A	80	Switch / Dimmer	Bed / Trolley 1.45m	See Guidance Notes	1	
	Covering Lobby	1	Isolation Lobby	Q0510	25	18	Warm Air - Reheat Battery	Local BMS Adjustable Sensor	Yes	Comfort Cooked Fresh Air	Central Supply	69	0	Positive	F7	43	n/a	200	n/a	None	A	80	Presence detection	Floor 0m	See Guidance Notes	n/a	
	Open Plan Bay (4 beds)	1	Multi-bed Ward	B1600-01	25	18	Radiant Panels	TRV Remote Head AS	Yes	Comfort Cooked Fresh Air	Natural and Central Supply Air	4	4	via ensuite	positive to ensuite	G4	43	41	150	5	300	A	80	Switch / Dimmer	Bed / Trolley 1.45m	See Guidance Notes	n/a
	Patient Assisted Bathroom	1	Bathroom	V1736	28	20	Adjacent Space Transfer Air	None	No	None	Central Dry Extract	0	10	Negative	None	43	41	200	n/a	None	A	80	Presence detection	Floor 0m	See Guidance Notes	n/a	
	Staff Base	1	Office / Ward Offices	M0251	25	18	Radiant Panels	TRV Remote Head AS	Yes	Comfort Cooked Fresh Air	Central Supply and Extract	4	4	Balanced	G4	43	n/a	300	n/a	None	A	80	Switch	Desk 0.75 to 0.85m	See Guidance Notes	n/a	
	Single Bed Cubicle	1	Bedroom	B1401	25	18	Radiant Panels	TRV Remote Head AS	Yes	Comfort Cooked Fresh Air	Natural & Central Supply Air	4	4	via ensuite	positive to ensuite	G4	43	41	150	5	300	A	80	Switch / Dimmer	Bed / Trolley 1.45m	See Guidance Notes	1
	Ensuite wheelchair-accessible WC, Shower & Wash	1	Bathroom	V1643	28	20	Adjacent Space Transfer Air	None	No	None	Central Dry Extract	0	10	Negative	None	43	41	200	n/a	None	A	80	Presence detection	Floor 0m	See Guidance Notes	n/a	
	Open Plan Bay (3 cots)	1	Multi-bed Ward	B1402-01	25	18	Radiant Panels	TRV Remote Head AS	Yes	Comfort Cooked Fresh Air	Natural and Central Supply Air	4	4	via ensuite	positive to ensuite	G4	43	41	150	5	300	A	80	Switch / Dimmer	Bed / Trolley 1.45m	See Guidance Notes	n/a
	Staff Base	1	Office / Ward Offices	M0251	25	18	Radiant Panels	TRV Remote Head AS	Yes	Comfort Cooked Fresh Air	Central Supply and Extract	4	4	Balanced	G4	43	n/a	300	n/a	None	A	80	Switch	Desk 0.75 to 0.85m	See Guidance Notes	n/a	
	Single Bed Cubicle	1	Bedroom	B1401	25	18	Radiant Panels	TRV Remote Head AS	Yes	Comfort Cooked Fresh Air	Natural & Central Supply Air	4	4	via ensuite	positive to ensuite	G4	43	41	150	5	300	A	80	Switch / Dimmer	Bed / Trolley 1.45m	See Guidance Notes	1
	Single Bed Isolation Cubicle	1	Isolation Bedroom	B1401-01	25	21	Adjacent Space Transfer Air	BMS Adjustable Sensor	Yes	Comfort Cooked Fresh Air	Supply via lobby	10	0	Balanced	F7	43	41	150	5	300	A	80	Switch / Dimmer	Bed / Trolley 1.45m	See Guidance Notes	1	
	Covering Lobby	1	Isolation Lobby	Q0510	25	18	Warm Air - Reheat Battery	Local BMS Adjustable Sensor	Yes	Comfort Cooked Fresh Air	Central Supply	69	0	Positive	F7	43	n/a	200	n/a	None	A	80	Presence detection	Floor 0m	See Guidance Notes	n/a	
	Open Plan Bay (4 beds)	1	Multi-bed Ward	B1600-02	25	18	Radiant Panels	TRV Remote Head AS	Yes	Comfort Cooked Fresh Air	Natural and Central Supply Air	4	4	via ensuite	positive to ensuite	G4	43	41	150	5	300	A	80	Switch / Dimmer	Bed / Trolley 1.45m	See Guidance Notes	n/a
	Clean Utility	1	Clean Utility	T0101	28	18	Radiant Panels	TRV Remote Head AS	Yes	Comfort Cooked Fresh Air	Central Supply Air	6	0	Positive	G4	43	41	150	n/a	None	A	80	Presence detection	General working plane 1m	See Guidance Notes	n/a	
	Clean Utility	1	Clean Utility	T0101	28	18	Radiant Panels	TRV Remote Head AS	Yes	Comfort Cooked Fresh Air	Central Supply Air	6	0	Positive	G4	43	41	150	n/a	None	A	80	Presence detection	General working plane 1m	See Guidance Notes	n/a	
	Clean Utility	1	Clean Utility	T0101	28	18	Radiant Panels	TRV Remote Head AS	Yes	Comfort Cooked Fresh Air	Central Supply Air	6	0	Positive	G4	43	41	150	n/a	None	A	80	Presence detection	General working plane 1m	See Guidance Notes	n/a	
	Dirty Utility	1	Dirty Utility	Y0431	28	18	Adjacent Space Transfer Air	None	No	None	Central Dry Extract	0	6	Negative	None	43	41	200	n/a	None	A	80	Presence detection	Floor 0m	See Guidance Notes	n/a	
	Dirty Utility	1	Dirty Utility	Y0431	28	18	Adjacent Space Transfer Air	None	No	None	Central Dry Extract	0	6	Negative	None	43	41	200	n/a	None	A	80	Presence detection	Floor 0m	See Guidance Notes	n/a	
	Laboratory	1	Laboratory	L1604	25	18	Radiant Panels	TRV Remote Head AS	Yes	Ceiling Cassette - Chilled Water	Central Supply and Extract	6	6	Balanced	F7	43	60	500	n/a	None	A	80	Switch	Desk 0.75 to 0.85m	See Guidance Notes	n/a	
	Disposal HD	1	Disposal HD	Y0646	28	18	Adjacent Space Transfer Air	None	No	None	Central Dry Extract	0	10	Negative	None	43	n/a	150	n/a	None	A	80	Presence detection	Floor 0m	See Guidance Notes	n/a	
	DR	1	DR	Y1510	28	18	Adjacent Space Transfer Air	None	No	None	Central Dry Extract	0	10	Negative	None	43	60	500	n/a	None	A	80	Presence detection	Floor 0m	See Guidance Notes	n/a	
	Pantry / Milk Store	1	Pantry	P0627	28	18	Radiant Panels	TRV Remote Head AS	Yes	Comfort Cooked Fresh Air	Central Supply and Extract	6	8	Negative	G4	43	41	300	n/a	None	A	80	Switch	Floor 0m	See Guidance Notes	n/a	
	Baby Infant / Feeding Room	1	Baby Feeding	S0012	25	18	Radiant Panels	TRV Remote Head AS	Yes	Comfort Cooked Fresh Air	Central Supply Air	5	0	Positive	G4	43	41	150	n/a	None	A	80	Presence detection	Floor 0m	See Guidance Notes	n/a	
	Play Specialist Base & Store	1	Storage Area Equipment	W1585-77	28	16	Radiant Panels	TRV Remote Head AS	No	None	Central General Extract	0	3	Negative	None	43	n/a	200	n/a	None	A	80	Presence detection	Floor 0m	See Guidance Notes	n/a	
	WC - Staff	3	Toilet	Y1010-03	28	18	Adjacent Space Transfer Air	None	No	None	Central Dry Extract	0	10	Negative	None	43	41	200	n/a	None	A	80	Presence detection	Floor 0m	See Guidance Notes	n/a	
	Relative Sitting Room	1	Common nonstaff rooming	D1120	28	18	Radiant Panels	TRV Remote Head AS	Yes	Comfort Cooked Fresh Air	Central Supply and Extract	6	8	Negative	G4	43	41	300	n/a	None	A	80	Switch	Floor 0m	See Guidance Notes	n/a	
	WC - Relatives	1	Toilet	Y1010	28	18	Adjacent Space Transfer Air	None	No	None	Central Dry Extract	0	10	Negative	None	43	41	200	n/a	None	A	80	Presence detection	Floor 0m	See Guidance Notes	n/a	
	Relative Overnight Stay Room	2	Relative Overnight Stay	D1311	28	20	Adjacent Space Transfer Air	None	No	None	Central Dry Extract	0	4	Positive	G4	43	41	150	n/a	None	A	80	Switch	Bed / Trolley 1.45m	See Guidance Notes	n/a	
	Ensuite wheelchair-accessible WC, Shower & Wash	1	Bathroom	V1643	28	20	Adjacent Space Transfer Air	None	No	None	Central Dry Extract	0	10	Negative	None	43	41	200	n/a	None	A	80	Presence detection	Floor 0m	See Guidance Notes	n/a	
	Ensuite wheelchair-accessible WC, Shower & Wash	1	Bathroom	V1643	28	20	Adjacent Space Transfer Air	None	No	None	Central Dry Extract	0	10	Negative	None	43	41	200	n/a	None	A	80	Presence detection	Floor 0m	See Guidance Notes	n/a	
	Quar / Interview Room	1	Meeting Room	M0724	25	18	Radiant Panels	TRV Remote Head AS	Yes	Ceiling Cassette - Chilled Water	Central Supply and Extract	10	10	per person	Balanced	G4	43	n/a	300	n/a	None	A	80	Switch	Desk 0.75 to 0.85m	See Guidance Notes	n/a
	Family Interview Room	1	Meeting Room	M0724	25	18	Radiant Panels	TRV Remote Head AS	Yes	Ceiling Cassette - Chilled Water	Central Supply and Extract	10	10	per person	Balanced	G4	43	n/a	300	n/a	None	A	80	Switch	Desk 0.75 to 0.85m	See Guidance Notes	n/a
	Bank Supplies Store	1	Storage Area Equipment	W1585-77	28	16	Radiant Panels	TRV Remote Head AS	No	None	Central General Extract	0	3	Negative	None	43	n/a	200	n/a	None	A	80	Presence detection	Floor 0m	See Guidance Notes	n/a	
	Store - Equipment	1	Storage Area Equipment	W1585	28	16	Radiant Panels	TRV Remote Head AS	No	None	Central General Extract	0	3	Negative	None	43	n/a	200	n/a	None	A	80	Presence detection	Floor 0m	See Guidance Notes	n/a	
	Bed Patient Chair / Buggy Storage	1	Storage Area Equipment	W1585-77	28	16	Radiant Panels	TRV Remote Head AS	No	None	Central General Extract	0	3	Negative	None	43	n/a	200	n/a	None	A	80	Presence detection	Floor 0m	See Guidance Notes	n/a	
	Relevant Equipment Store	1	Storage Area Equipment	W1585-79	28	16	Radiant Panels	TRV Remote Head AS	No	None	Central General Extract	0	3	Negative	None	43	n/a	200	n/a	None	A	80	Presence detection	Floor 0m	See Guidance Notes	n/a	
	Equipment Service Room	1	Small Workshop	L1604	28	18	Radiant Panels	TRV Remote Head AS	Yes	Comfort Cooked Fresh Air	Central Supply and Extract	4	6	Negative	G4	43	41	300	n/a	None	A	80	Switch	Desk 0.75 to 0.85m	See Guidance Notes	n/a	
	Linen Bay (1 Trolley)	2	Linen Bay	W1594-01	28	16	Adjacent Space Transfer Air	None	No	None	Central Extract	0	3	Negative	None	43	n/a	200	n/a	None	A	80	Presence detection	Floor 0m	See Guidance Notes	n/a	
	Gas Cylinder Store	2	Storage Area Med Gas	W1585-77	28	16	Radiant Panels	TRV Remote Head AS	No	None	Central General Extract	0	3	Negative	None	43	n/a	200	n/a	None	A	80	Presence detection	Floor 0m	See Guidance Notes	n/a	
	Cards Echo/ECG Bay	1	Circulation Equipment Storage Bays	Q0180-06	28	16	Adjacent Space Transfer Air	None	No	None	Central General Extract	0	3	Negative	None	43	n/a	200	n/a	None	A	80	Presence detection	Floor 0m	See Guidance Notes	n/a	
	Mobile X-Ray / Ultrasound Bay	1	Circulation Equipment Storage Bays	Q0180-06	28	16	Adjacent Space Transfer Air	None	No	None	Central General Extract	0	3	Negative	None	43	n/a	200	n/a	None	A	80	Presence detection	Floor 0m	See Guidance Notes	n/a	
	X-Ray Processing	1	Diagnostic room	L1604	25	18	Warm Air - Reheat Battery	BMS Adjustable Sensor	Yes	Comfort Cooked Fresh Air	Central Supply and Extract	10	10	per person	Balanced	F7	43	41	300	n/a	1000	A	80	Switch / Dimmer	General working plane 1m	See Guidance Notes	1
	West Bay	1	Circulation Equipment Storage Bays	Q0180-03	28	16	Adjacent Space Transfer Air	None	No	None	Central General Extract	0	3	Negative	None	43	n/a	200	n/a	None	A	80	Presence detection	Floor 0m	See Guidance Notes	n/a	
	Resuscitation Trolley Bay	4	Circulation Equipment Storage Bays	Q0180-01	28	16	Adjacent Space Transfer Air	None	No	None	Central General Extract	0	3	Negative	None	43	n/a	200	n/a	None	A	80	Presence detection				

Dept	Room Name	Qty	Room Function	ASB Code	Temp (max)	Temp (min)	Heating Type	Heating Control	Cooling (max)	Cooling (min)	Ventilation (type)	Supply (l/s)	Extract (l/s)	Relative Humidity	Min. (max)	Surface Temp	Water Temp	Safety (type)	Normal (l/s)	Night (l/s)	Local (l/s)	Standby (type)	Colour (type)	Control	Plane	Medical Location	
C1	Isolation Bedroom Entrance Lobby	1	4.0 Isolation Lobby	05010	25	18	Warm Air - Reheat Battery	Local (BMS Adjustable Battery)	Yes	Comfort Cooled Fresh Air	Central Supply	69	0	Positive	F7	43	100	200	100	0	0	0	80	Presence detection	Floor On	See Guidance Notes	n/a
	Ensuite wheelchair accessible WC, Shower & wash	4	4.5 Bathroom	V1643	28	20	Adjoint Space Transfer Air	None	No	None	Central Dry Extract	0	10	Negative	None	43	41	200	100	0	0	80	Presence detection	Floor On	See Guidance Notes	n/a	
	4 Bed Room	2	5.0 Multi-bed Wards	80405	25	18	Radant Panels	TRV Remote Head AG	Yes	Comfort Cooled Fresh Air	Natural and Central Supply Air	4	via ensuite	positive to ensuite	G4	43	41	100	5	300	0	80	Switch / Driverr	Bed / Tray / 1.45m	See Guidance Notes	n/a	
	Wetroom	1	14.0 Bathroom	V1736	28	20	Adjoint Space Transfer Air	None	No	None	Central Dry Extract	0	10	Negative	None	43	41	200	100	0	0	80	Presence detection	Floor On	See Guidance Notes	n/a	
	Patients Assisted Bathroom	1	14.0 Bathroom	V1736	28	20	Adjoint Space Transfer Air	None	No	None	Central Dry Extract	0	10	Negative	None	43	41	200	100	0	0	80	Presence detection	Floor On	See Guidance Notes	n/a	
	Treatment Room	1	16.0 Treatment Room	X0105	28	18	Radant Panels	TRV Remote Head AG	Yes	Comfort Cooled Fresh Air	Central Supply Air	10	0	Positive	F7	43	41	500	100	0	0	80	Switch	Bed / Tray / 1.45m	See Guidance Notes	n/a	
	Clean Utility	1	12.0 Clean Utility	T0101	28	18	Radant Panels	TRV Remote Head AG	Yes	Comfort Cooled Fresh Air	Central Supply Air	6	0	Positive	G4	43	41	150	100	0	0	80	Presence detection	Floor On	See Guidance Notes	n/a	
	Resuscitation Trolley Bay	1	1.0 Resus Trolley Bay	05180-01	28	18	Radant Panels	TRV Remote Head AG	Yes	Comfort Cooled Fresh Air	Central Supply Air	6	0	Positive	G4	43	41	150	100	0	0	80	Presence detection	General working plane 1m	See Guidance Notes	n/a	
	Duty Utility	1	14.0 Duty Utility	Y0431	28	18	Adjoint Space Transfer Air	None	No	None	None	None	0	0	0	0	0	0	0	0	0	0	80	Switch	Bed / Tray / 1.45m	See Guidance Notes	n/a
	Touchdown Base	2	2.0 Staff Base	T0151	28	18	Radant Panels	TRV Remote Head AG	Yes	Comfort Cooled Fresh Air	Central Supply and Extract	10000 per person	10000 per person	Balanced	G4	43	41	200	100	0	0	80	Switch / Driverr	Desk 0.75 to 0.85m	See Guidance Notes	n/a	
	Patient Interview Room	1	9.0 Meeting Room	M0274	25	18	Radant Panels	TRV Remote Head AG	Yes	Comfort Cooled Fresh Air	Central Supply and Extract	10 l/s per person	10 l/s per person	Balanced	G4	43	41	300	100	0	0	80	Switch	Desk 0.75 to 0.85m	See Guidance Notes	n/a	
	Ward Management Office	2	8.0 Cella / Ward Offices	M0251	25	18	Radant Panels	TRV Remote Head AG	Yes	Comfort Cooled Fresh Air	Central Supply and Extract	4	4	Balanced	G4	43	41	300	100	0	0	80	Switch	Desk 0.75 to 0.85m	See Guidance Notes	n/a	
	Multi-Disciplinary Office	2	18.0 Multi-Disciplinary Work Areas	M0254	25	18	Radant Panels	TRV Remote Head AG	Yes	Comfort Cooled Fresh Air	Central Supply and Extract	4	4	Balanced	G4	43	41	300	100	0	0	80	Switch	Desk 0.75 to 0.85m	See Guidance Notes	n/a	
	WC - Staff	2	3.0 Toilet	V1010	28	18	Adjoint Space Transfer Air	None	No	None	Central Dry Extract	0	10	Negative	None	43	41	200	100	0	0	80	Presence detection	Floor On	See Guidance Notes	n/a	
	WC - Visitors	1	3.0 Toilet	V1010	28	18	Adjoint Space Transfer Air	None	No	None	Central Dry Extract	0	10	Negative	None	43	41	200	100	0	0	80	Presence detection	Floor On	See Guidance Notes	n/a	
	Dining / Play Room	1	16.0 Eating/Drinking	00008-01	28	18	Radant Panels	TRV Remote Head AG	Yes	Comfort Cooled Fresh Air	Central Supply and Extract	10 l/s per person	10 l/s per person	Balanced	G4	43	41	300	100	0	0	80	Switch	Floor On	See Guidance Notes	n/a	
	Party	1	8.0 Party	P0627	28	18	Radant Panels	TRV Remote Head AG	Yes	Comfort Cooled Fresh Air	Central Supply and Extract	6	8	Negative	G4	43	41	300	100	0	0	80	Switch	Floor On	See Guidance Notes	n/a	
	Linens Bay	1	1.5 Linens Bay	W1504-01	28	16	Adjoint Space Transfer Air	None	No	None	Central Extract	0	3	Negative	None	43	100	200	100	0	0	80	Presence detection	Floor On	See Guidance Notes	n/a	
	Store - General	1	10.0 Storage Area Equipment	W1585	28	16	Radant Panels	TRV Remote Head AG	Yes	Comfort Cooled Fresh Air	Central General Extract	0	3	Negative	None	43	100	200	100	0	0	80	Presence detection	Floor On	See Guidance Notes	n/a	
	Store - Equipment	1	10.0 Storage Area Equipment	W1585	28	16	Radant Panels	TRV Remote Head AG	Yes	Comfort Cooled Fresh Air	Central General Extract	0	3	Negative	None	43	100	200	100	0	0	80	Presence detection	Floor On	See Guidance Notes	n/a	
	Head Bay	1	3.0 Circulation Equipment Storage Bays	Q0180-03	28	16	Adjoint Space Transfer Air	None	No	None	Central General Extract	0	3	Negative	None	43	100	200	100	0	0	80	Presence detection	Floor On	See Guidance Notes	n/a	
	Disposal H&E	1	1.0 Disposal H&E	Y0646	28	16	Adjoint Space Transfer Air	None	No	None	Central Dry Extract	0	10	Negative	None	43	100	200	100	0	0	80	Presence detection	Floor On	See Guidance Notes	n/a	
	Ward Kitchen	1	12.0 Ward Kitchen	P0627-01	28	18	Adjoint Space Transfer Air	None	Yes	Calving Cassettes - Chilled Water	Central General Extract	0	6	Negative	G4	43	60	500	100	0	0	80	Switch	General working plane 1m	See Guidance Notes	n/a	
	DSR	1	7.0 DSR	Y1510	28	18	Adjoint Space Transfer Air	None	No	None	Central Dry Extract	0	10	Negative	None	43	60	100	100	0	0	80	Presence detection	Floor On	See Guidance Notes	n/a	
	Boxroom Room	1	12.0 Consulting Room	C0224-77	28	18	Radant Panels	TRV Remote Head AG	Yes	Comfort Cooled Fresh Air	Central Supply and Extract	3	3	Balanced	G4	43	41	300	100	0	0	80	Switch	Bed / Tray / 1.45m	See Guidance Notes	1	
	WC Accessible	2	4.5 Toilet	Y0522	28	18	Adjoint Space Transfer Air	None	No	None	Central Dry Extract	0	10	Negative	None	43	41	200	100	0	0	80	Presence detection	Floor On	See Guidance Notes	n/a	
	Rehabilitation Room	1	30.0 Consulting Room	C0224-77	28	18	Radant Panels	TRV Remote Head AG	Yes	Comfort Cooled Fresh Air	Central Supply and Extract	3	3	Balanced	G4	43	41	300	100	0	0	80	Switch	Bed / Tray / 1.45m	See Guidance Notes	1	
	Waiting Area	1	12.0 Waiting Room	J0132-02	28	18	Radant Panels	TRV Remote Head AG	Yes	Comfort Cooled Fresh Air	Central Supply and Extract	5	5	Balanced	G4	43	41	300	100	0	0	80	Switch	Floor On	See Guidance Notes	n/a	
	Reception / Staff Base	1	3.0 Reception	J0132-01	28	18	Radant Panels	TRV Remote Head AG	Yes	Comfort Cooled Fresh Air	Central Supply Air	4	4	Balanced	G4	43	41	300	100	0	0	80	Switch	Desk 0.75 to 0.85m	See Guidance Notes	n/a	
	Touchdown Base	1	2.0 Staff Base	T0151	28	18	Radant Panels	TRV Remote Head AG	Yes	Comfort Cooled Fresh Air	Central Supply and Extract	10000 per person	10000 per person	Balanced	G4	43	41	200	100	0	0	80	Switch / Driverr	Desk 0.75 to 0.85m	See Guidance Notes	n/a	
	Single Bedroom (RNBC)	3	17.0 Bedroom	80305-01	25	18	Radant Panels	TRV Remote Head AG	Yes	Comfort Cooled Fresh Air	Natural & Central Supply Air	4	via ensuite	positive to ensuite	G4	43	41	100	5	300	0	80	Switch / Driverr	Bed / Tray / 1.45m	See Guidance Notes	1	
	Single Isolation Bedroom (RHSC)	4	17.0 Isolation Bedroom	80308	25	21	Adjoint Space Transfer Air	BMS Adjustable Battery	Yes	Comfort Cooled Fresh Air	Supply via lobby	10	0	Balanced	F7	43	41	100	5	300	0	80	Switch / Driverr	Bed / Tray / 1.45m	See Guidance Notes	1	
	Isolation Bedroom Entrance Lobby	4	4.0 Isolation Lobby	05010	25	18	Warm Air - Reheat Battery	Local (BMS Adjustable Battery)	Yes	Comfort Cooled Fresh Air	Central Supply	69	0	Positive	F7	43	100	200	100	0	0	80	Presence detection	Floor On	See Guidance Notes	n/a	
	Ensuite wheelchair accessible WC, Shower & wash	7	14.5 Bathroom	V1643	28	20	Adjoint Space Transfer Air	None	No	None	Central Dry Extract	0	10	Negative	None	43	41	200	100	0	0	80	Presence detection	Floor On	See Guidance Notes	n/a	
	Patients Assisted Bathroom	1	14.0 Bathroom	V1736	28	20	Adjoint Space Transfer Air	None	No	None	Central Dry Extract	0	10	Negative	None	43	41	200	100	0	0	80	Presence detection	Floor On	See Guidance Notes	n/a	
	Multi-Bed Room: day care, 4 beds & 2 DSRs	1	72.5 Multi-bed Wards	80405-01	25	18	Radant Panels	TRV Remote Head AG	Yes	Comfort Cooled Fresh Air	Natural and Central Supply Air	4	via ensuite	positive to ensuite	G4	43	41	100	5	300	0	80	Switch / Driverr	Bed / Tray / 1.45m	See Guidance Notes	n/a	
	Single Bedroom (RNBC)	3	17.0 Bedroom	80305-01	25	18	Radant Panels	TRV Remote Head AG	Yes	Comfort Cooled Fresh Air	Natural & Central Supply Air	4	via ensuite	positive to ensuite	G4	43	41	100	5	300	0	80	Switch / Driverr	Bed / Tray / 1.45m	See Guidance Notes	n/a	
	Ensuite wheelchair accessible WC, Shower & wash	4	4.5 Bathroom	V1643	28	20	Adjoint Space Transfer Air	None	No	None	Central Dry Extract	0	10	Negative	None	43	41	200	100	0	0	80	Presence detection	Floor On	See Guidance Notes	n/a	
	Treatment Room	1	12.0 Treatment Room	X0105	28	18	Radant Panels	TRV Remote Head AG	Yes	Comfort Cooled Fresh Air	Central Supply Air	10	0	Positive	F7	43	41	500	100	0	0	80	Switch	Bed / Tray / 1.45m	See Guidance Notes	n/a	
	Clean Utility	1	16.0 Clean Utility	T0101	28	18	Radant Panels	TRV Remote Head AG	Yes	Comfort Cooled Fresh Air	Central Supply Air	6	0	Positive	G4	43	41	150	100	0	0	80	Presence detection	General working plane 1m	See Guidance Notes	n/a	
	Single Bedroom	3	17.0 Bedroom	80305-01	25	18	Radant Panels	TRV Remote Head AG	Yes	Comfort Cooled Fresh Air	Natural & Central Supply Air	4	via ensuite	positive to ensuite	G4	43	41	100	5	300	0	80	Switch / Driverr	Bed / Tray / 1.45m	See Guidance Notes	1	
	Ensuite wheelchair accessible WC, Shower & wash	3	4.5 Bathroom	V1643	28	20	Adjoint Space Transfer Air	None	No	None	Central Dry Extract	0	10	Negative	None	43	41	200	100	0	0	80	Presence detection	Floor On	See Guidance Notes	n/a	
	Kitchen Lounge/Social Space	1	20.0 Common nonstaff room/ounge	D1120-02	28	18	Radant Panels	TRV Remote Head AG	Yes	Comfort Cooled Fresh Air	Central Supply and Extract	6	8	Negative	G4	43	41	300	100	0	0	80	Switch	Floor On	See Guidance Notes	n/a	
	Quiet Study Room	1	25.0 Cella / Ward Offices	M0251	25	18	Radant Panels	TRV Remote Head AG	Yes	Comfort Cooled Fresh Air	Central Supply and Extract	4	4	Balanced	G4	43	41	300	100	0	0	80	Switch	Desk 0.75 to 0.85m	See Guidance Notes	n/a	
	Treatment / Clean Utility	1	18.0 Treatment Room	X0105-77	28	18	Radant Panels	TRV Remote Head AG	Yes	Comfort Cooled Fresh Air	Central Supply and Extract	4	4	Balanced	G4	43	41	300	100	0	0	80	Switch	Desk 0.75 to 0.85m	See Guidance Notes	n/a	
Resuscitation Trolley Bay	1	1.0 Circulation Equipment Storage Bays	Q0180-01	28	16	Adjoint Space Transfer Air	None	No	None	Central General Extract	0	3	Negative	None	43	100	200	100	0	0	80	Presence detection	Floor On	See Guidance Notes	n/a		
Head Bay	1	3.0 Circulation Equipment Storage Bays	Q0180-03	28	16	Adjoint Space Transfer Air	None	No	None	Central General Extract	0	3	Negative	None	43	100	200	100	0	0	80	Presence detection	Floor On	See Guidance Notes	n/a		
Duty Utility	1	14.0 Duty Utility	Y0431	28	18	Adjoint Space Transfer Air	None	No	None	Central Dry Extract	0	6	Negative	None	43	41	200	100	0	0	80	Presence detection	Floor On	See Guidance Notes	n/a		
Complementary Therapy Room	1	10.0 Consulting Room	K0613	28	18	Radant Panels	TRV Remote Head AG	Yes	Comfort Cooled Fresh Air	Central Supply and Extract	3	3	Balanced	G4	43	41	300	100	0	0	80	Switch	Bed / Tray / 1.45m	See Guidance Notes	1		
Ward Management Office	1	16.0 Cella / Ward Offices	M0251	25	18	Radant Panels	TRV Remote Head AG	Yes	Comfort Cooled Fresh Air	Central Supply and Extract	4	4	Balanced	G4	43	41	300	100	0	0	80	Switch	Desk 0.75 to 0.85m	See Guidance Notes	n/a		
Consultant Office (5 person)	1	25.0 Cella / Ward Offices	M0251	25	18	Radant Panels	TRV Remote Head AG	Yes	Comfort Cooled Fresh Air	Central Supply and Extract	4	4	Balanced	G4	43	41	300	100	0	0	80	Switch	Desk 0.75 to 0.85m	See Guidance Notes	n/a		
Medical Staff Office	1	20.0 Cella / Ward Offices	M0251	25	18	Radant Panels	TRV Remote Head AG	Yes	Comfort Cooled Fresh Air	Central Supply and Extract	4	4	Balanced														

Dept	Room Name	Qty	Room Function	AGS Code	Temp req	Temp req	Heating Type	Heating Control	Cooling Control	Cooling Type	Ventilation Type	Supply (l/s)	Extract (l/s)	Relative Humidity	Min. Relative Humidity	Surface Temp	Water Temp	Safety Height	Normal Air	Night Air	Local Air	Standby	Colour	Control	Plane	Medical Location
D1	Lin Bay	1	1.5 Lin Bay	W1594-01	28	18	Adjacent Space Transfer Air	None	None	None	Central Extract	0	3	Negative	None	43	150	200	1000	None	A	80	Switch	Floor 0m	See Guidance Notes	
	Pantry	1	8.0 Pantry	P0627	28	18	Radiant Panels	TRV Remote Head AG	Yes	Comfort Cooked Fresh Air	Central Supply and Extract	6	8	Negative	G4	43	150	300	1000	None	A	80	Switch	Floor 0m	See Guidance Notes	
	Staff WC	2	3.0 Toilet	W1510	28	18	Adjacent Space Transfer Air	None	None	None	Central Dry Extract	0	10	Negative	None	43	150	200	1000	None	A	80	Switch	Floor 0m	See Guidance Notes	
	WC - Fully accessible changing room	1	7.0 Toilet	W0922-01	28	18	Adjacent Space Transfer Air	None	None	None	Central Dry Extract	0	10	Negative	None	43	150	200	1000	None	A	80	Switch	Floor 0m	See Guidance Notes	
	Baby Infant / Feeding Room	1	4.0 Baby Feeding	W0012	25	18	Radiant Panels	TRV Remote Head AG	Yes	None	Central Supply Air	5	0	Positive	G4	43	150	100	1000	None	A	80	Switch	Floor 0m	See Guidance Notes	
	Nappy Change	1	4.0 Nappy Change	V1131	25	18	Radiant Panels	TRV Remote Head AG	Yes	None	Central Dry Extract	0	10	Negative	None	43	150	100	1000	None	A	80	Switch	Floor 0m	See Guidance Notes	
	Sub-Waiting Area (not supervised by) with Nurse Base	1	46 Waiting Room	W132-02	28	18	Radiant Panels	TRV Remote Head AG	Yes	Comfort Cooked Fresh Air	Central Supply and Extract	5	5	Balanced	G4	43	150	300	1000	None	A	80	Switch	Floor 0m	See Guidance Notes	
	Sub-Waiting Area	1	3.5 Waiting Room	W132-02	28	18	Radiant Panels	TRV Remote Head AG	Yes	Comfort Cooked Fresh Air	Central Supply and Extract	5	5	Balanced	G4	43	150	300	1000	None	A	80	Switch	Floor 0m	See Guidance Notes	
	Reception	1	3.0 Reception	W132-01	28	18	Radiant Panels	TRV Remote Head AG	Yes	Comfort Cooked Fresh Air	Central Supply Air	4	4	Balanced	G4	43	150	300	1000	None	A	80	Switch	Desk 0.75 to 0.85m	See Guidance Notes	
	WC wheelchair accessible	2	4.5 Toilet	W0922	28	18	Adjacent Space Transfer Air	None	None	None	Central Dry Extract	0	10	Negative	None	43	150	200	1000	None	A	80	Switch	Floor 0m	See Guidance Notes	
	Consult/Examination	4	15.5 Consulting Room	C2224-01	28	18	Radiant Panels	TRV Remote Head AG	Yes	Comfort Cooked Fresh Air	Central Supply and Extract	3	3	Balanced	G4	43	150	300	1000	None	A	80	Switch	Bed / Trolley 1.45m	See Guidance Notes	
	Consult/Examination (Ophthalmology)	1	16.5 Consulting Room	C2224-01	28	18	Radiant Panels	TRV Remote Head AG	Yes	Comfort Cooked Fresh Air	Central Supply and Extract	3	3	Balanced	G4	43	150	300	1000	None	A	80	Switch	Bed / Trolley 1.45m	See Guidance Notes	
	Consult/Multi-Disciplinary	1	24.0 Consulting Room	C2217	28	18	Radiant Panels	TRV Remote Head AG	Yes	Comfort Cooked Fresh Air	Central Supply and Extract	3	3	Balanced	G4	43	150	300	1000	None	A	80	Switch	Bed / Trolley 1.45m	See Guidance Notes	
	Equipment / General Store	1	8.0 Storage Area Equipment	W1185	28	18	Radiant Panels	TRV Remote Head AG	Yes	None	Central General Extract	0	3	Negative	None	43	150	200	1000	None	A	80	Switch	Floor 0m	See Guidance Notes	
	Play Therapy (inc messy play) Room	1	18.0 Common constant room/ lounge	H1322-01	28	18	Radiant Panels	TRV Remote Head AG	Yes	Comfort Cooked Fresh Air	Central Supply and Extract	6	8	Negative	G4	43	150	300	1000	None	A	80	Switch	Floor 0m	See Guidance Notes	
	Physical Measurement	2	3.5 Consulting Room	C2222-02	28	18	Radiant Panels	TRV Remote Head AG	Yes	Comfort Cooked Fresh Air	Central Supply and Extract	3	3	Balanced	G4	43	150	300	1000	None	A	80	Switch	Bed / Trolley 1.45m	See Guidance Notes	
	Infect Measuring Room	1	6.0 Consulting Room	C2222-02	28	18	Radiant Panels	TRV Remote Head AG	Yes	Comfort Cooked Fresh Air	Central Supply and Extract	3	3	Balanced	G4	43	150	300	1000	None	A	80	Switch	Bed / Trolley 1.45m	See Guidance Notes	
	Booster Room	1	3.0 Bathroom	W1543	28	18	Adjacent Space Transfer Air	None	None	None	Central Dry Extract	0	10	Negative	None	43	150	200	1000	None	A	80	Switch	Floor 0m	See Guidance Notes	
	Mobile Hot Bay	1	3.0 Circulation Equipment Storage Bays	Q0180-03	28	18	Adjacent Space Transfer Air	None	None	None	Central Dry Extract	0	10	Negative	None	43	150	200	1000	None	A	80	Switch	Floor 0m	See Guidance Notes	
	Consult/Examination (ENT)	2	18.0 Consulting Room	C2224-01	28	18	Radiant Panels	TRV Remote Head AG	Yes	Comfort Cooked Fresh Air	Central Supply and Extract	3	3	Balanced	G4	43	150	300	1000	None	A	80	Switch	Bed / Trolley 1.45m	See Guidance Notes	
	Consult/Examination (ENT)	3	17.0 Consulting Room	C2224-01	28	18	Radiant Panels	TRV Remote Head AG	Yes	Comfort Cooked Fresh Air	Central Supply and Extract	3	3	Balanced	G4	43	150	300	1000	None	A	80	Switch	Bed / Trolley 1.45m	See Guidance Notes	
	Store Room	1	1.0 Storage Area Equipment	W1185-71	28	18	Radiant Panels	TRV Remote Head AG	Yes	None	Central General Extract	0	3	Negative	None	43	150	200	1000	None	A	80	Switch	Floor 0m	See Guidance Notes	
	Treatment Room (left prep area)	2	18.0 Treatment Room	K0105-01	28	18	Radiant Panels	TRV Remote Head AG	Yes	Comfort Cooked Fresh Air	Central Supply Air	10	0	Positive	F7	43	150	500	1000	None	A	80	Switch	Bed / Trolley 1.45m	See Guidance Notes	
	Clean Utility	1	8.0 Clean Utility	T0101	28	18	Radiant Panels	TRV Remote Head AG	Yes	Comfort Cooked Fresh Air	Central Supply Air	6	0	Positive	G4	43	150	100	1000	None	A	80	Switch	General working plane 1m	See Guidance Notes	
	Dirty Utility	1	11.0 Dirty Utility	Y0431	28	18	Adjacent Space Transfer Air	None	None	None	Central Dry Extract	0	6	Negative	None	43	150	100	1000	None	A	80	Switch	Floor 0m	See Guidance Notes	
	DSR	1	7.0 DSR	Y1510	28	18	Adjacent Space Transfer Air	None	None	None	Central Dry Extract	0	10	Negative	None	43	150	100	1000	None	A	80	Switch	Floor 0m	See Guidance Notes	
	Disposal Hold	1	10.0 Disposal Hold	Y0446	28	18	Adjacent Space Transfer Air	None	None	None	Central Dry Extract	0	10	Negative	None	43	150	100	1000	None	A	80	Switch	Floor 0m	See Guidance Notes	
	Resuscitation Trolley Bay	1	1.0 Circulation Equipment Storage Bays	Q0180-01	28	18	Adjacent Space Transfer Air	None	None	None	Central General Extract	0	3	Negative	None	43	150	200	1000	None	A	80	Switch	Floor 0m	See Guidance Notes	
	Pharmacy Room	1	8.0 Consulting Room	C2224-01	28	18	Radiant Panels	TRV Remote Head AG	Yes	Comfort Cooked Fresh Air	Central Supply and Extract	3	3	Balanced	G4	43	150	300	1000	None	A	80	Switch	Bed / Trolley 1.45m	See Guidance Notes	
	Lin Bay (1 Trolley)	1	1.5 Lin Bay	W1594-01	28	18	Adjacent Space Transfer Air	None	None	None	Central Extract	0	3	Negative	None	43	150	200	1000	None	A	80	Switch	Floor 0m	See Guidance Notes	
	Staff WC	1	3.0 Toilet	W1510	28	18	Adjacent Space Transfer Air	None	None	None	Central Dry Extract	0	10	Negative	None	43	150	200	1000	None	A	80	Switch	Floor 0m	See Guidance Notes	
	Baby Infant / Feeding Room	1	4.0 Baby Feeding	W0012	25	18	Radiant Panels	TRV Remote Head AG	Yes	None	Central Supply Air	5	0	Positive	G4	43	150	100	1000	None	A	80	Switch	Floor 0m	See Guidance Notes	
	Nappy Change	1	4.0 Nappy Change	V1131	25	18	Radiant Panels	TRV Remote Head AG	Yes	None	Central Dry Extract	0	10	Negative	None	43	150	100	1000	None	A	80	Switch	Floor 0m	See Guidance Notes	
	Outpatients Management Office	1	9.0 Canteen / Ward Offices	M0251	25	18	Radiant Panels	TRV Remote Head AG	Yes	Comfort Cooked Fresh Air	Central Supply and Extract	4	4	Balanced	G4	43	150	300	1000	None	A	80	Switch	Desk 0.75 to 0.85m	See Guidance Notes	
	Meeting Room	1	16.0 Meeting Room	H1313-03	25	18	Radiant Panels	TRV Remote Head AG	Yes	Ceiling Cassette - Control Fresh Air	Central Supply and Extract	10	10	Balanced	G4	43	150	300	1000	None	A	80	Switch	Desk 0.75 to 0.85m	See Guidance Notes	
	Waiting Area	1	8.0 Waiting Room	W132-02	28	18	Radiant Panels	TRV Remote Head AG	Yes	Comfort Cooked Fresh Air	Central Supply and Extract	5	5	Balanced	G4	43	150	300	1000	None	A	80	Switch	Floor 0m	See Guidance Notes	
	Store/Equipment	1	6.0 Storage Area Equipment	W1185	28	18	Radiant Panels	TRV Remote Head AG	Yes	None	Central General Extract	0	3	Negative	None	43	150	200	1000	None	A	80	Switch	Floor 0m	See Guidance Notes	
	WC Staff	1	4.5 Toilet	W1510-03	28	18	Adjacent Space Transfer Air	None	None	None	Central Dry Extract	0	10	Negative	None	43	150	200	1000	None	A	80	Switch	Floor 0m	See Guidance Notes	
	DSR	1	7.0 DSR	Y1510	28	18	Adjacent Space Transfer Air	None	None	None	Central Dry Extract	0	10	Negative	None	43	150	100	1000	None	A	80	Switch	Floor 0m	See Guidance Notes	
	Physical Measurement	1	3.5 Consulting Room	C2222-02	28	18	Radiant Panels	TRV Remote Head AG	Yes	Comfort Cooked Fresh Air	Central Supply and Extract	3	3	Balanced	G4	43	150	300	1000	None	A	80	Switch	Bed / Trolley 1.45m	See Guidance Notes	
	ECC Procedure Room	1	12.0 Consulting Room	C2218-71	28	18	Radiant Panels	TRV Remote Head AG	Yes	Comfort Cooked Fresh Air	Central Supply and Extract	3	3	Balanced	G4	43	150	300	1000	None	A	80	Switch	Bed / Trolley 1.45m	See Guidance Notes	
	Echocardiography Room	1	20.0 Diagnostic room	C0312	25	18	Warm Air - Return Battery	BMS Adjustable Sensor	Yes	Comfort Cooked Fresh Air	Central Supply and Extract	to suit location	to suit location	Balanced	F7	43	150	300	1000	None	A	80	Switch / Drainer	General working plane 1m	See Guidance Notes	
	Exercise Tolerance Test Room	1	20.0 Consulting Room	C0718-01	28	18	Radiant Panels	TRV Remote Head AG	Yes	Comfort Cooked Fresh Air	Central Supply and Extract	3	3	Balanced	G4	43	150	300	1000	None	A	80	Switch	Bed / Trolley 1.45m	See Guidance Notes	
	Admin Office	1	12.0 Canteen / Ward Offices	M0251	25	18	Radiant Panels	TRV Remote Head AG	Yes	Comfort Cooked Fresh Air	Central Supply and Extract	4	4	Balanced	G4	43	150	300	1000	None	A	80	Switch	Desk 0.75 to 0.85m	See Guidance Notes	
	Lung Function Laboratory	1	28.0 Treatment Room	C0718-02	28	18	Radiant Panels	TRV Remote Head AG	Yes	Comfort Cooked Fresh Air	Central Supply Air	10	0	Positive	F7	43	150	500	1000	None	A	80	Switch	Bed / Trolley 1.45m	See Guidance Notes	
Exercise Room/Lung Function Laboratory	1	28.0 Treatment Room	C0718-02	28	18	Radiant Panels	TRV Remote Head AG	Yes	Comfort Cooked Fresh Air	Central Supply Air	10	0	Positive	F7	43	150	500	1000	None	A	80	Switch	Bed / Trolley 1.45m	See Guidance Notes		
Admin Office	1	16.0 Canteen / Ward Offices	M0251	25	18	Radiant Panels	TRV Remote Head AG	Yes	Comfort Cooked Fresh Air	Central Supply and Extract	4	4	Balanced	G4	43	150	300	1000	None	A	80	Switch	Desk 0.75 to 0.85m	See Guidance Notes		
Domesticity Sleep Studies	1	12.0 Consulting Room	C2224-03	28	18	Radiant Panels	TRV Remote Head AG	Yes	Comfort Cooked Fresh Air	Central Supply and Extract	3	3	Balanced	G4	43	150	300	1000	None	A	80	Switch	Desk 0.75 to 0.85m	See Guidance Notes		
Staff Office	1	12.0 Canteen / Ward Offices	M0251	25	18	Radiant Panels	TRV Remote Head AG	Yes	Comfort Cooked Fresh Air	Central Supply and Extract	4	4	Balanced	G4	43	150	300	1000	None	A	80	Switch	Desk 0.75 to 0.85m	See Guidance Notes		
WC & handwash specimen washbay	1	2.0 Circulation Equipment Storage Bays	Q0180-06	28	18	Adjacent Space Transfer Air	None	None	None	Central General Extract	0	3	Negative	None	43	150	200	1000	None	A	80	Switch	Desk 0.75 to 0.85m	See Guidance Notes		
Parking Bay: pushchairs	1	4.5 Toilet	W0922	28	18	Adjacent Space Transfer Air	None	None	None	Central Dry Extract	0	10	Negative	None	43	150	200	1000	None	A	80	Switch	Floor 0m	See Guidance Notes		
WC & handwash specimen washbay	1	2.0 Circulation Equipment Storage Bays	Q0180-06	28	18	Adjacent Space Transfer Air	None	None	None	Central General Extract	0	3	Negative	None	43	150	200	1000	None	A	80	Switch	Desk 0.75 to 0.85m	See Guidance Notes		
Examination Room Field test	1	16.0 Consulting Room	C0143	28	18	Radiant Panels	TRV Remote Head AG	Yes	Comfort Cooked Fresh Air	Central Supply and Extract	3	3	Balanced	G4	43	150	300	1000	None	A	80	Switch	Bed / Trolley 1.45m	See Guidance Notes		
CIE Optic (6 metre room)	1	8.0 Consulting Room	C0230	28	18	Radiant Panels	TRV Remote Head AG	Yes	Comfort Cooked Fresh Air	Central Supply and Extract																

Dept	Room Name	Qty	Room Function	AGS Code	Temp (max)	Temp (min)	Heating Type	Heating Control	Cooling (max)	Cooling (min)	Ventilation (type)	Supply (l/s)	Extract (l/s)	Relative Humidity	Min. (max)	Surface (type)	Water (type)	Safety (type)	Normal Air	Light	Local	Standby	Colour	Control	Plane	Material Location
D10	Reception	1	Reception	2180-01	28	18	Radant Panels	TRV Remote Head AG	Yes	Yes	Central Supply and Extract	6	8	Negative	None	43	200	150	None	A	80	Switch	General working plane 1m	See Guidance Notes	n/a	
	Clean Utility	1	Clean Utility	Y0431	28	18	Radant Panels	TRV Remote Head AG	Yes	Yes	Central Supply and Extract	6	6	Negative	None	43	200	150	None	A	80	Switch	General working plane 1m	See Guidance Notes	n/a	
	Dirty Utility	1	Dirty Utility	Y0431	28	18	Radant Panels	TRV Remote Head AG	Yes	Yes	Central Supply and Extract	6	6	Negative	None	43	200	150	None	A	80	Switch	General working plane 1m	See Guidance Notes	n/a	
	Store - General	1	Storage Area Equipment	W1585	28	16	Radant Panels	TRV Remote Head AG	No	No	Central General Extract	0	3	Negative	None	43	200	150	None	A	80	Switch	Floor 0m	See Guidance Notes	n/a	
	Linon Bay	1	Linon Bay	W1584-01	28	16	Radant Panels	TRV Remote Head AG	No	No	Central Extract	0	3	Negative	None	43	200	150	None	A	80	Switch	Floor 0m	See Guidance Notes	n/a	
	Disposal Hold	1	Disposal Hold	Y0466	28	16	Radant Panels	TRV Remote Head AG	No	No	Central Dry Extract	0	10	Negative	None	43	200	150	None	A	80	Switch	Floor 0m	See Guidance Notes	n/a	
	Physical Measurement	1	Consulting Room	Y0522-02	28	18	Radant Panels	TRV Remote Head AG	Yes	Yes	Central Supply and Extract	3	3	Balanced	None	43	41	300	1000	A	80	Switch	Bed / Tray 1.45m	See Guidance Notes	1	
	Staff Room	1	Common nonstaff room/night	20608-03	28	18	Radant Panels	TRV Remote Head AG	Yes	Yes	Central Supply and Extract	6	8	Negative	None	43	41	300	1000	A	80	Switch	Floor 0m	See Guidance Notes	n/a	
	Reception Desk/Staff Base	1	Reception	20608-01	28	18	Radant Panels	TRV Remote Head AG	Yes	Yes	Central Supply and Extract	4	4	Balanced	None	43	41	300	1000	A	80	Switch	Desk 0.75 to 0.85m	See Guidance Notes	n/a	
	Dining / Play Room	1	Eating/Drinking	20608-01	28	18	Radant Panels	TRV Remote Head AG	Yes	Yes	Central Supply and Extract	10 to 15 per person	10 to 15 per person	Balanced	None	43	41	300	1000	A	80	Switch	Floor 0m	See Guidance Notes	n/a	
Single Bedroom	4	Bedroom	30305-01	25	16	Radant Panels	TRV Remote Head AG	Yes	Yes	Natural & Central Supply Air	4	4	via ensuite	positive to ensuite	None	43	41	150	5	300	A	80	Switch / Dimmer / Driver	Bed / Tray 1.45m	See Guidance Notes	1
En-suite Shower / WC / WHB	4	Bathroom	V1643	28	20	Radant Panels	TRV Remote Head AG	No	No	Central Dry Extract	0	10	Negative	None	43	200	150	None	A	80	Switch	Floor 0m	See Guidance Notes	n/a		
En-suite Shower / WC / WHB	2	Multi-Bed Ward	30405	25	16	Radant Panels	TRV Remote Head AG	Yes	Yes	Natural and Central Supply Air	4	4	via ensuite	positive to ensuite	None	43	41	150	5	300	A	80	Switch / Driver	Bed / Tray 1.45m	See Guidance Notes	n/a
En-suite Shower / WC / WHB	4	Bathroom	V1643	28	20	Radant Panels	TRV Remote Head AG	No	No	Central Dry Extract	0	10	Negative	None	43	200	150	None	A	80	Switch	Floor 0m	See Guidance Notes	n/a		
Single Bedroom	2	Bedroom	30305-01	25	16	Radant Panels	TRV Remote Head AG	Yes	Yes	Central Dry Extract	0	10	Negative	None	43	200	150	None	A	80	Switch / Driver	Bed / Tray 1.45m	See Guidance Notes	1		
En-suite wheelchair accessible WC Shower & wash	2	Bathroom	V1643	28	20	Radant Panels	TRV Remote Head AG	No	No	Central Dry Extract	0	10	Negative	None	43	200	150	None	A	80	Switch	Floor 0m	See Guidance Notes	n/a		
Bath / WC / Washing	1	Bathroom	V1736	28	20	Radant Panels	TRV Remote Head AG	No	No	Central Dry Extract	0	10	Negative	None	43	200	150	None	A	80	Switch	Floor 0m	See Guidance Notes	n/a		
Treatment Room	1	Treatment Room	X0105	28	16	Radant Panels	TRV Remote Head AG	Yes	Yes	Central Supply Air	10	0	Positive	F7	43	41	500	1000	A	80	Switch	Bed / Tray 1.45m	See Guidance Notes	n/a		
Ward Management Office	1	Callar / Ward Offices	M0251	25	16	Radant Panels	TRV Remote Head AG	Yes	Yes	Central Supply and Extract	4	4	Balanced	None	43	300	1000	A	80	Switch	Desk 0.75 to 0.85m	See Guidance Notes	n/a			
Touchdown Base	2	Self Base	T0151	28	18	Radant Panels	TRV Remote Head AG	No	No	Central Supply and Extract	1000g/person	1000g/person	Balanced	None	43	100	200000	1000	A	80	Switch / Driver	Desk 0.75 to 0.85m	See Guidance Notes	n/a		
Staff WC	1	Toilet	V1010	28	18	Radant Panels	TRV Remote Head AG	No	No	Central Dry Extract	0	10	Negative	None	43	200	150	None	A	80	Switch	Floor 0m	See Guidance Notes	n/a		
WC - Visitors	1	Toilet	V1010	28	18	Radant Panels	TRV Remote Head AG	No	No	Central Dry Extract	0	10	Negative	None	43	200	150	None	A	80	Switch	Floor 0m	See Guidance Notes	n/a		
Clean Utility	1	Clean Utility	T0101	28	18	Radant Panels	TRV Remote Head AG	Yes	Yes	Central Supply Air	6	0	Positive	G4	43	41	150	1000	A	80	Switch	General working plane 1m	See Guidance Notes	n/a		
Dirty Utility	1	Dirty Utility	Y0431	28	18	Radant Panels	TRV Remote Head AG	Yes	Yes	Central Supply and Extract	6	6	Negative	None	43	200	150	None	A	80	Switch	Floor 0m	See Guidance Notes	n/a		
Pantry	1	Pantry	P0627	28	16	Radant Panels	TRV Remote Head AG	Yes	Yes	Central Supply and Extract	6	8	Negative	None	43	41	300	1000	A	80	Switch	Floor 0m	See Guidance Notes	n/a		
Reus Toilet Bay	1	Reus Toilet Bay	Q0140-01	28	16	Radant Panels	TRV Remote Head AG	No	No	None	0	0	0	0	None	43	200	150	None	A	80	Switch	Bed / Tray 1.45m	See Guidance Notes	n/a	
Linon Bay	1	Linon Bay	W1584-01	28	16	Radant Panels	TRV Remote Head AG	No	No	Central Extract	0	3	Negative	None	43	200	150	None	A	80	Switch	Floor 0m	See Guidance Notes	n/a		
Store - General	1	Storage Area Equipment	W1585	28	16	Radant Panels	TRV Remote Head AG	No	No	Central General Extract	0	3	Negative	None	43	200	150	None	A	80	Switch	Floor 0m	See Guidance Notes	n/a		
Store - Equipment	1	Storage Area Equipment	W1585	28	16	Radant Panels	TRV Remote Head AG	No	No	Central General Extract	0	3	Negative	None	43	200	150	None	A	80	Switch	Floor 0m	See Guidance Notes	n/a		
DR	1	DR	Y1510	28	18	Radant Panels	TRV Remote Head AG	No	No	Central Dry Extract	0	10	Negative	None	43	200	150	None	A	80	Switch	Floor 0m	See Guidance Notes	n/a		
RHSC OPD Reception	1	Reception	20130-01	28	18	Radant Panels	TRV Remote Head AG	Yes	Yes	Central Supply Air	4	4	Balanced	None	43	300	1000	A	80	Switch	Desk 0.75 to 0.85m	See Guidance Notes	n/a			
RHSC OPD Men Waiting	1	Waiting Room	H1255	28	18	Radant Panels	TRV Remote Head AG	Yes	Yes	Central Supply and Extract	5	5	Balanced	None	43	300	1000	A	80	Switch	Floor 0m	See Guidance Notes	n/a			
RHSC OPD Suite A Sub-Waiting	1	Waiting Room	20130-02	28	18	Radant Panels	TRV Remote Head AG	Yes	Yes	Central Supply and Extract	5	5	Balanced	None	43	300	1000	A	80	Switch	Floor 0m	See Guidance Notes	n/a			
Multi-Functional Activity Zone	1	Patent Accommodation Day	20232-03	25	16	Radant Panels	TRV Remote Head AG	Yes	Yes	Central Supply Air	4	4	Balanced	None	43	41	100	1000	A	80	Switch	Bed / Tray 1.45m	See Guidance Notes	n/a		
WC Fully Accessible changing room	4	Toilet	Y0522-01	28	18	Radant Panels	TRV Remote Head AG	Yes	Yes	Central Dry Extract	0	10	Negative	None	43	200	150	None	A	80	Switch	Floor 0m	See Guidance Notes	n/a		
Wheelchair Accessible	1	Toilet	V1010	28	18	Radant Panels	TRV Remote Head AG	No	No	Central Dry Extract	0	10	Negative	None	43	200	150	None	A	80	Switch	Floor 0m	See Guidance Notes	n/a		
WC - Ambulant	1	Toilet	V1010	28	18	Radant Panels	TRV Remote Head AG	No	No	Central Dry Extract	0	10	Negative	None	43	200	150	None	A	80	Switch	Floor 0m	See Guidance Notes	n/a		
DR	1	DR	Y1510	28	18	Radant Panels	TRV Remote Head AG	No	No	Central Dry Extract	0	10	Negative	None	43	200	150	None	A	80	Switch	Floor 0m	See Guidance Notes	n/a		
Reception	1	Reception	20130-01	28	18	Radant Panels	TRV Remote Head AG	Yes	Yes	Central Supply Air	4	4	Balanced	None	43	300	1000	A	80	Switch	Desk 0.75 to 0.85m	See Guidance Notes	n/a			
Waiting Area	1	Waiting Room	20130-02	28	18	Radant Panels	TRV Remote Head AG	Yes	Yes	Central Supply and Extract	5	5	Balanced	None	43	300	1000	A	80	Switch	Floor 0m	See Guidance Notes	n/a			
Group Room	1	Meeting Room	H1107	25	16	Radant Panels	TRV Remote Head AG	Yes	Yes	Callng Cassets - Chilled Water	10 to 15 per person	10 to 15 per person	Balanced	None	43	300	1000	A	80	Switch	Desk 0.75 to 0.85m	See Guidance Notes	n/a			
Control / Viewing	1	Diagnostic room	00604-06	25	16	Warm Air - Reheat Battery	BMS Adjustable Sensor	Yes	Yes	Central Supply and Extract	to suit location	to suit location	Balanced	F7	43	41	300	1000	A	80	Switch / Driver	General working plane 1m	See Guidance Notes	1		
Time Out Room	1	Common nonstaff room/night	H1107-01	28	18	Radant Panels	TRV Remote Head AG	Yes	Yes	Central Supply and Extract	6	8	Negative	None	43	41	300	1000	A	80	Switch	Floor 0m	See Guidance Notes	n/a		
Play Room	1	Common nonstaff room/night	H1322-01	28	18	Radant Panels	TRV Remote Head AG	Yes	Yes	Central Supply and Extract	6	8	Negative	None	43	41	300	1000	A	80	Switch	Floor 0m	See Guidance Notes	n/a		
Multi-Disciplinary Office	1	Multi-Disciplinary Work Area	M0254	25	16	Radant Panels	TRV Remote Head AG	Yes	Yes	Central Supply and Extract	4	4	Balanced	None	43	300	1000	A	80	Switch	Desk 0.75 to 0.85m	See Guidance Notes	n/a			
Sitting Room	1	Common nonstaff room/night	D1120	28	18	Radant Panels	TRV Remote Head AG	Yes	Yes	Central Supply and Extract	6	8	Negative	None	43	41	300	1000	A	80	Switch	Desk 0.75 to 0.85m	See Guidance Notes	n/a		
Multi-Disciplinary Office	1	Multi-Disciplinary Work Area	M0254	25	16	Radant Panels	TRV Remote Head AG	Yes	Yes	Central Supply and Extract	4	4	Balanced	None	43	300	1000	A	80	Switch	Desk 0.75 to 0.85m	See Guidance Notes	n/a			
Sitting Room	1	Common nonstaff room/night	H1107	25	16	Radant Panels	TRV Remote Head AG	Yes	Yes	Central Supply and Extract	6	8	Negative	None	43	41	300	1000	A	80	Switch	Desk 0.75 to 0.85m	See Guidance Notes	n/a		
Multi-Disciplinary Office	1	Multi-Disciplinary Work Area	M0254	25	16	Radant Panels	TRV Remote Head AG	Yes	Yes	Central Supply and Extract	4	4	Balanced	None	43	300	1000	A	80	Switch	Desk 0.75 to 0.85m	See Guidance Notes	n/a			
Sitting Room	1	Common nonstaff room/night	D1120	28	18	Radant Panels	TRV Remote Head AG	Yes	Yes	Central Supply and Extract	6	8	Negative	None	43	41	300	1000	A	80	Switch	Desk 0.75 to 0.85m	See Guidance Notes	n/a		
Single Bed Room	10	Bedroom	30510	25	16	Radant Panels	TRV Remote Head AG	Yes	Yes	Natural & Central Supply Air	4	4	via ensuite	positive to ensuite	None	43	41	150	5	300	A	80	Switch / Driver	Bed / Tray 1.45m	See Guidance Notes	1
Single Bed Room (Jergs)	2	Bedroom	30510	25	16	Radant Panels	TRV Remote Head AG	Yes	Yes	Natural & Central Supply Air	4	4	via ensuite	positive to ensuite	None	43	41	150	5	300	A	80	Switch / Driver	Bed / Tray 1.45m	See Guidance Notes	1
En-suite wheelchair accessible WC Shower & wash	12	Bathroom	V1610	28	20	Radant Panels	TRV Remote Head AG	No	No	Central Dry Extract	0	10	Negative	None	43	200	150	None	A	80	Switch	Floor 0m	See Guidance Notes	n/a		
Clinical Base - Open Plan Area	1	Reception	T0151	28	16	Radant Panels	TRV Remote Head AG	Yes	Yes	Central Supply Air	4	4	Balanced	None	43	300	1000	A	80	Switch	Desk 0.75 to 0.85m	See Guidance Notes	n/a			
TV Living Room - Open Plan Area	1	Common nonstaff room/night	D1120-02	28	18	Radant Panels	TRV Remote Head AG	Yes	Yes	Central Supply and Extract	6	8	Negative	None	43	41	300	1000	A	80	Switch	Floor 0m	See Guidance Notes	n/a		
Open Space	1	Waiting Room																								

Dept	Room Name	Qty	Room Function	ASB Code	Temp reqd	Temp reqd	Heating Type	Heating Control	Cooling Control	Cooling Type	Ventilation Type	Supply (l/s)	Extract (l/s)	Relative Humidity	Min. Relative Humidity	Surface Temp	Water Temp	Safety Height	Normal Air	Local Air	Standby	Colour	Control	Plane	Material Location
H3	Office - 4 person	1	20	Callar / Ward Offices	M0251	25	18	Radiant Panels	TRV Remote Head AS	Yes	Comfort Cooled Fresh Air	Central Supply and Extract	4	4	Balanced	G4	43	100	300	1000	A	80	Switch	Desk 0.75 to 0.85m	See Guidance Notes
	Meeting Room	1	20	Callar / Ward Offices	H1313-03	25	18	Radiant Panels	TRV Remote Head AS	Yes	Callar / Ward Offices - Chilled Water	Central Supply and Extract	10 l/s per person	10 l/s per person	Balanced	G4	43	100	300	1000	A	80	Switch	Desk 0.75 to 0.85m	See Guidance Notes
	Meeting Room	1	20	Callar / Ward Offices	H1313-03	25	18	Radiant Panels	TRV Remote Head AS	Yes	Callar / Ward Offices - Chilled Water	Central Supply and Extract	10 l/s per person	10 l/s per person	Balanced	G4	43	100	300	1000	A	80	Switch	Desk 0.75 to 0.85m	See Guidance Notes
	Diagnostic room	1	8	Callar / Ward Offices	C0516	25	18	Radiant Panels	BMS Adjustable Sensor	Yes	Comfort Cooled Fresh Air	Central Supply and Extract	to suit location	to suit location	Balanced	F7	43	41	300	1000	A	80	Switch / Dimmer	General working plane 1m	See Guidance Notes
	Workshop / Tutorial Room	3	20	Classroom	M020-01	25	18	Radiant Panels	TRV Remote Head AS	Yes	Callar / Ward Offices - Chilled Water	Central Supply and Extract	10 l/s per person	10 l/s per person	Balanced	G4	43	100	300	1000	A	80	Switch	Desk 0.75 to 0.85m	See Guidance Notes
	Practice Based Educators Office	1	20	Callar / Ward Offices	M0251	25	18	Radiant Panels	TRV Remote Head AS	Yes	Comfort Cooled Fresh Air	Central Supply and Extract	4	4	Balanced	G4	43	100	300	1000	A	80	Switch	Desk 0.75 to 0.85m	See Guidance Notes
	Management Admin Office	1	15	Callar / Ward Offices	M0251	25	18	Radiant Panels	TRV Remote Head AS	Yes	Comfort Cooled Fresh Air	Central Supply and Extract	4	4	Balanced	G4	43	100	300	1000	A	80	Switch	Desk 0.75 to 0.85m	See Guidance Notes
	Main Holding - Health & Safety	1	150	Classroom	H1313-03	25	18	Radiant Panels	TRV Remote Head AS	Yes	Callar / Ward Offices - Chilled Water	Central Supply and Extract	10 l/s per person	10 l/s per person	Balanced	G4	43	100	300	1000	A	80	Switch	Desk 0.75 to 0.85m	See Guidance Notes
	Storage	1	150	Storage Area Equipment	W1585-77	28	16	Radiant Panels	TRV Remote Head AS	No	None	Central General Extract	0	3	Negative	None	43	100	200	1000	A	80	Presence detection	Floor 0m	See Guidance Notes
	WC - Ambulant	2	3	Toilet	V1010	28	16	Adopted Space Transfer Air	None	No	None	Central Dry Extract	0	10	Negative	None	43	100	200	1000	A	80	Presence detection	Floor 0m	See Guidance Notes
	WC - WHB disabled	1	4.5	Toilet	V0922	28	16	Adopted Space Transfer Air	None	No	None	Central Dry Extract	0	10	Negative	None	43	100	200	1000	A	80	Presence detection	Floor 0m	See Guidance Notes
	Lockers	1	8.0	Circulation Equipment Storage Bays	V0653	28	16	Adopted Space Transfer Air	None	No	None	Central Dry Extract	0	3	Negative	None	43	100	200	1000	A	80	Presence detection	Floor 0m	See Guidance Notes
	Beverage Bay	1	3.0	Tea Making	PK025	28	16	Adopted Space Transfer Air	None	No	None	Central General Extract	0	5	Negative	None	43	100	200	1000	A	80	switch	Floor 0m	See Guidance Notes
	DSR	1	7.0	DSR	V1510	28	16	Adopted Space Transfer Air	None	No	None	Central Dry Extract	0	10	Negative	None	43	100	150	1000	A	80	Presence detection	Floor 0m	See Guidance Notes
	Computer Corridor	6	2.0	Callar / Ward Offices	M0251-01	25	18	Radiant Panels	TRV Remote Head AS	Yes	Comfort Cooled Fresh Air	Central Supply and Extract	4	4	Balanced	G4	43	100	300	1000	A	80	Switch	Desk 0.75 to 0.85m	See Guidance Notes
	Drainage Lobby	1	15.0	Circulation Areas - Entrance Lobby	G0600-01	28	Not Controlled	Warm Air Door Curtain	BMS Adjustable Sensor	No	None	None	0	0	Balanced	None	n/a	n/a	200	1000	A	80	Presence detection	Floor 0m	See Guidance Notes
	Reception / Information Desk	1	12.0	Reception	J0130-01	28	18	Radiant Panels	TRV Remote Head AS	Yes	Comfort Cooled Fresh Air	Central Supply Air	4	4	Balanced	G4	43	100	300	1000	A	80	Switch	Desk 0.75 to 0.85m	See Guidance Notes
	Waiting Area	1	16.5	Waiting Room	J1155	28	18	Radiant Panels	TRV Remote Head AS	Yes	Comfort Cooled Fresh Air	Central Supply and Extract	5	5	Balanced	G4	43	100	300	1000	A	80	Switch	Floor 0m	See Guidance Notes
	Public Telephone Booth	1	3.0	Circulation Phone Booth	G0710	28	18	Radiant Panels	TRV Remote Head AS	No	None	None	0	0	n/a	n/a	n/a	200	1000	A	80	Presence detection	Floor 0m	See Guidance Notes	
	Fire Control room	1	12.0	Callar / Ward Offices	M0251	25	18	Radiant Panels	TRV Remote Head AS	Yes	Comfort Cooled Fresh Air	Central Supply and Extract	4	4	Balanced	G4	43	100	300	1000	A	80	Switch	Desk 0.75 to 0.85m	See Guidance Notes
Waiting Machine	1	3.0	Waiting Room	J0132-02	28	18	Radiant Panels	TRV Remote Head AS	Yes	Comfort Cooled Fresh Air	Central Supply and Extract	5	5	Balanced	G4	43	100	300	1000	A	80	Switch	Floor 0m	See Guidance Notes	
WC - Visitors	1	3.0	Toilet	V1010	28	16	Adopted Space Transfer Air	None	No	None	Central Dry Extract	0	10	Negative	None	43	100	200	1000	A	80	Presence detection	Floor 0m	See Guidance Notes	
WC - Wheelchair accessible	1	4.5	Toilet	V0922	28	16	Adopted Space Transfer Air	None	No	None	Central Dry Extract	0	10	Negative	None	43	100	200	1000	A	80	Presence detection	Floor 0m	See Guidance Notes	
Assisted Change/Peppy Change	1	7.0	Peppy Change	V1131	25	18	Radiant Panels	TRV Remote Head AS	No	None	Central General Extract	0	10	Negative	None	43	100	150	1000	A	80	Presence detection	Floor 0m	See Guidance Notes	
DSR	1	7.0	DSR	V1510	28	16	Adopted Space Transfer Air	None	No	None	Central Dry Extract	0	10	Negative	None	43	100	150	1000	A	80	Presence detection	Floor 0m	See Guidance Notes	
Security Office	1	12.0	Callar / Ward Offices	M0251	25	18	Radiant Panels	TRV Remote Head AS	Yes	Comfort Cooled Fresh Air	Central Supply and Extract	4	4	Balanced	G4	43	100	300	1000	A	80	Switch	Desk 0.75 to 0.85m	See Guidance Notes	
Wheelchair Bay	1	6.0	Circulation Areas	G0180-02	28	18	underfloor heating / none to suit location	BMS Adjustable Sensor	No	None	to suit location	to suit location	to suit location	Balanced	G4	43	100	200	1000	A	80	presence detection	Floor 0m	See Guidance Notes	
DSR	1	7.0	DSR	V1510	28	16	Adopted Space Transfer Air	None	No	None	Central Dry Extract	0	10	Negative	None	43	100	150	1000	A	80	Presence detection	Floor 0m	See Guidance Notes	
I2	Store - Bed	1	80.0	Storage Area Equipment	W1585-77	28	16	Radiant Panels	TRV Remote Head AS	No	None	Central General Extract	0	3	Negative	None	43	100	200	1000	A	80	Presence detection	Floor 0m	See Guidance Notes
	Store - Toys	1	12.0	Storage Area Equipment	W1585-77	28	16	Radiant Panels	TRV Remote Head AS	No	None	Central General Extract	0	3	Negative	None	43	100	200	1000	A	80	Presence detection	Floor 0m	See Guidance Notes
J1	Body Wearing Room	1	18.0	Body Wearing	B0027-01	25	18	Radiant Panels	TRV Remote Head AS	Yes	Callar / Ward Offices - Chilled Water	Central Supply and Extract	4	6	Negative	G4	43	100	300	1000	A	80	Switch / Dimmer	Floor 0m	See Guidance Notes
	Lobby	1	3.0	Circulation Areas - Entrance Lobby	G0600	28	Not Controlled	Warm Air Door Curtain	BMS Adjustable Sensor	No	None	None	0	0	Balanced	None	n/a	n/a	200	1000	A	80	Presence detection	Floor 0m	See Guidance Notes
J2	Billiard Room with Beverage Bay	1	20.0	Common nonstaff nonstorage	D1120	28	18	Radiant Panels	TRV Remote Head AS	Yes	Comfort Cooled Fresh Air	Central Supply and Extract	6	6	Negative	G4	43	100	300	1000	A	80	Switch	Floor 0m	See Guidance Notes
	WC - Wheelchair accessible	1	4.5	Toilet	V0922	28	16	Adopted Space Transfer Air	None	No	None	Central Dry Extract	0	10	Negative	None	43	100	200	1000	A	80	Presence detection	Floor 0m	See Guidance Notes
K1	Prayer / Meditation / Reflection Area	1	40.0	Common nonstaff nonstorage	D0434-04	28	18	Radiant Panels	TRV Remote Head AS	Yes	Comfort Cooled Fresh Air	Central Supply and Extract	6	8	Negative	G4	43	100	300	1000	A	80	Switch	Floor 0m	See Guidance Notes
	Store	1	6.0	Storage Area Equipment	W1585	28	16	Radiant Panels	TRV Remote Head AS	No	None	Central General Extract	0	3	Negative	None	43	100	200	1000	A	80	Presence detection	Floor 0m	See Guidance Notes
K2	WC wheelchair accessible / Retail Waiting Area	1	6.0	Toilet	V0922-02	28	16	Adopted Space Transfer Air	None	No	None	Central Dry Extract	0	10	Negative	None	43	100	200	1000	A	80	Presence detection	Floor 0m	See Guidance Notes
	Interview Room	1	12.0	Callar / Ward Offices	M0251	25	18	Radiant Panels	TRV Remote Head AS	Yes	Comfort Cooled Fresh Air	Central Supply and Extract	4	4	Balanced	G4	43	100	300	1000	A	80	Switch	Desk 0.75 to 0.85m	See Guidance Notes
K3	Waiting Room	1	8.0	Waiting Room	J0132-02	28	18	Radiant Panels	TRV Remote Head AS	Yes	Callar / Ward Offices - Chilled Water	Central Supply and Extract	5	5	Balanced	G4	43	100	300	1000	A	80	Switch	Desk 0.75 to 0.85m	See Guidance Notes
	Meeting Room (Family size)	2	15.0	Meeting Room	H1313-03	25	18	Radiant Panels	TRV Remote Head AS	Yes	Callar / Ward Offices - Chilled Water	Central Supply and Extract	10 l/s per person	10 l/s per person	Balanced	G4	43	100	300	1000	A	80	Switch	Desk 0.75 to 0.85m	See Guidance Notes
K4	Drop-In Lounge / Beverage Bay	1	35.0	Common nonstaff nonstorage	D1120-02	28	18	Radiant Panels	TRV Remote Head AS	Yes	Comfort Cooled Fresh Air	Central Supply and Extract	6	8	Negative	G4	43	100	300	1000	A	80	Switch	Floor 0m	See Guidance Notes
	Drop-In Multi-Purpose Room	1	39.0	Meeting Room	H1313-03	25	18	Radiant Panels	TRV Remote Head AS	Yes	Callar / Ward Offices - Chilled Water	Central Supply and Extract	10 l/s per person	10 l/s per person	Balanced	G4	43	100	300	1000	A	80	Switch	Desk 0.75 to 0.85m	See Guidance Notes
K5	Complementary Therapy Room	1	15.0	Consulting Room	K0613	25	18	Radiant Panels	TRV Remote Head AS	Yes	Callar / Ward Offices - Chilled Water	Central Supply and Extract	3	3	Balanced	G4	43	100	300	1000	A	80	Switch	Bed / Tray / 1.45m	See Guidance Notes
	Interview Rooms	2	8.0	Meeting Room	M0724	25	18	Radiant Panels	TRV Remote Head AS	Yes	Callar / Ward Offices - Chilled Water	Central Supply and Extract	10 l/s per person	10 l/s per person	Balanced	G4	43	100	300	1000	A	80	Switch	Desk 0.75 to 0.85m	See Guidance Notes
K6	Radio Listening Broadcasting Studio	1	20.0	Circulation Areas	C0516-01	28	18	underfloor heating / none to suit location	BMS Adjustable Sensor	No	None	to suit location	to suit location	Balanced	G4	43	100	200	1000	A	80	presence detection	Floor 0m	See Guidance Notes	
	Office 1	1	15.0	Callar / Ward Offices	M0251	25	18	Radiant Panels	TRV Remote Head AS	Yes	Comfort Cooled Fresh Air	Central Supply and Extract	4	4	Balanced	G4	43	100	300	1000	A	80	Switch	Desk 0.75 to 0.85m	See Guidance Notes
K7	Office 2	1	15.0	Callar / Ward Offices	M0251	25	18	Radiant Panels	TRV Remote Head AS	Yes	Comfort Cooled Fresh Air	Central Supply and Extract	4	4	Balanced	G4	43	100	300	1000	A	80	Switch	Desk 0.75 to 0.85m	See Guidance Notes
	Office 3	1	10.0	Callar / Ward Offices	M0251	25	18	Radiant Panels	TRV Remote Head AS	Yes	Comfort Cooled Fresh Air	Central Supply and Extract	4	4	Balanced	G4	43	100	300	1000	A	80	Switch	Desk 0.75 to 0.85m	See Guidance Notes
K8	Office 4	1	19.0	Callar / Ward Offices	M0251	25	18	Radiant Panels	TRV Remote Head AS	Yes	Comfort Cooled Fresh Air	Central Supply and Extract	4	4	Balanced	G4	43	100	300	1000	A	80	Switch	Desk 0.75 to 0.85m	See Guidance Notes
	Office 5	1	19.0	Callar / Ward Offices	M0251	25	18	Radiant Panels	TRV Remote Head AS	Yes	Comfort Cooled Fresh Air	Central Supply and Extract	4	4	Balanced	G4	43	100	300	1000	A	80	Switch	Desk 0.75 to 0.85m	See Guidance Notes
K9	Office 6	1	20.0	Callar / Ward Offices	M0251	25	18	Radiant Panels	TRV Remote Head AS	Yes	Comfort Cooled Fresh Air	Central Supply and Extract	4	4	Balanced	G4	43	100	300	1000	A	80	Switch	Desk 0.75 to 0.85m	See Guidance Notes
	Beverage Bay	1	3.0	Tea Making	PK025	28	16	Adopted Space Transfer Air	None	No	None	Central General Extract	0	5	Negative	None	43	100	200	1000	A	80	switch	Floor 0m	See Guidance Notes
K10	DSR	1	7.0	DSR	V1510	28	16	Adopted Space Transfer Air	None	No	None	Central Dry Extract													

Dept	Room Name	Qty	Room Function	ASB Code	Temp (max)	Temp (min)	Heating Type	Heating Control	Cooling (max)	Cooling (min)	Ventilation (type)	Supply (l/s)	Extract (l/s)	Relative Humidity	Min. (max)	Surface (m ²)	Water (l/s)	Safety (type)	Normal Air	Light (lx)	Local air	Standby (type)	Colour (type)	Control	Plane	Medical Location
01	DRR	2	DRR	V1510	28	18	Adjacent Space Transfer Air	None	None	None	None	Central Dry Extract	0	10	Negative	None	43	60	150	150	None	A	80	Presence detection	Floor 0m	See Guidance Notes
	Disposal Hold	1	Disposal Hold	Y0646	28	18	Adjacent Space Transfer Air	None	None	None	None	Central Dry Extract	0	10	Negative	None	43	60	150	150	None	A	80	Presence detection	Floor 0m	See Guidance Notes
	Disposal Hold	1	Disposal Hold	Y0646	28	18	Adjacent Space Transfer Air	None	None	None	None	Central Dry Extract	0	10	Negative	None	43	60	150	150	None	A	80	Presence detection	Floor 0m	See Guidance Notes
	Shower - Plaster	1	Storage Area Equipment	W1585-7	28	18	Radiant Panels	TRV Remote Head AS	Yes	None	None	Central General Extract	0	3	Negative	None	43	60	200	200	None	A	80	Presence detection	Floor 0m	See Guidance Notes
	Resuscitation Trolley Bay	1	1.0 Resus Trolley Bay	Q0180-01	28	18	Adjacent Space Transfer Air	None	None	None	None	None	0	0	0	0	0	0	500	500	None	A	80	Switch	Bed / Trolley 1.45m	See Guidance Notes
	Parking bay: fibre optic bronchoscope light source trolley DCN	1	1.0 Circulation Equipment Storage Bays	Q2180-06	28	18	Adjacent Space Transfer Air	None	None	None	None	None	0	3	Negative	None	43	60	200	200	None	A	80	Presence detection	Floor 0m	See Guidance Notes
	Trolley Holding Bay Clean	1	1.0 Circulation Equipment Storage Bays	Q1624	28	18	Adjacent Space Transfer Air	None	None	None	None	None	0	3	Negative	None	43	60	200	200	None	A	80	Presence detection	Floor 0m	See Guidance Notes
	IPS Room	1	1.0 IPS Room	Engineering	Manufacturer Dependent	Manufacturer Dependent	None	None	None	None	None	None	0	3	Negative	None	43	60	0	0	None	A	80	Presence detection	Floor 0m	See Guidance Notes
	IPS Room	1	1.0 IPS Room	Engineering	Manufacturer Dependent	Manufacturer Dependent	None	None	None	None	None	None	0	3	Negative	None	43	60	0	0	None	A	80	Presence detection	Floor 0m	See Guidance Notes
	Trolley Holding Bay Dirty	2	2.0 Circulation Equipment Storage Bays	Q1624	28	18	Adjacent Space Transfer Air	None	None	None	None	None	0	3	Negative	None	43	60	200	200	None	A	80	Presence detection	Floor 0m	See Guidance Notes
	Laser Printer / CR Room DCN	1	1.0 Callbar / Ward Offices	M0251	25	18	Radiant Panels	TRV Remote Head AS	Yes	Yes	Yes	Central Supply and Extract	4	4	Balanced	G4	43	60	300	300	None	A	80	Switch	Desk 0.75 to 0.85m	See Guidance Notes
	Pain Anaesthetic Recovery	1	1.0 Callbar / Ward Offices	Q0417	28	20	Radiant Panels	TRV Remote Head AS	Yes	Yes	Yes	Central Supply and Extract	15	15	Balanced	G4	43	41	500	500	1000	A	80	Switch / Dimmer	Desk 0.75 to 0.85m Bed / Trolley 1.45m	See Guidance Notes
	Recovery Staff Base	1	1.0 Callbar / Ward Offices	M0254	25	18	Radiant Panels	TRV Remote Head AS	Yes	Yes	Yes	Central Supply and Extract	4	4	Balanced	G4	43	60	300	300	None	A	80	Switch	Desk 0.75 to 0.85m	See Guidance Notes
	Recovery Clean Utility	1	1.0 Clean Utility	T0101	28	18	Radiant Panels	TRV Remote Head AS	Yes	Yes	Yes	Central Supply Air	6	0	Positive	G4	43	41	150	150	None	A	80	Presence detection	General working plane 1m	See Guidance Notes
	Recovery Dirty Utility	1	1.0 Dirty Utility	Y0431	28	18	Adjacent Space Transfer Air	None	None	None	None	None	0	6	Negative	None	43	41	200	200	None	A	80	Presence detection	Floor 0m	See Guidance Notes
	SCDU Dispensary	1	1.0 Clean Utility	Y0206-7	28	18	Radiant Panels	TRV Remote Head AS	Yes	Yes	Yes	Central Supply Air	6	0	Positive	G4	43	41	150	150	None	A	80	Presence detection	General working plane 1m	See Guidance Notes
	SCDU Recovery	1	1.0 Recovery Bay / Recovery Room	Q0517	28	20	Radiant Panels	TRV Remote Head AS	Yes	Yes	Yes	Central Supply and Extract	15	15	Balanced	G4	43	41	500	500	1000	A	80	Switch / Dimmer	Desk 0.75 to 0.85m Bed / Trolley 1.45m	See Guidance Notes
	SCDU Discharge Lounge	1	1.0 Common nonstaff nonburge	Q1135	28	18	Radiant Panels	TRV Remote Head AS	Yes	Yes	Yes	Central Supply and Extract	6	6	Negative	G4	43	41	300	300	None	A	80	Switch	Floor 0m	See Guidance Notes
	Partur (DCU)	1	1.0 Partur	Q0627	28	18	Radiant Panels	TRV Remote Head AS	Yes	Yes	Yes	Central Supply and Extract	6	6	Negative	G4	43	41	300	300	None	A	80	Switch	Floor 0m	See Guidance Notes
	SCDU Post Op Staff Base/Utility	1	1.0 Staff Base	T0151-7	28	18	Radiant Panels	TRV Remote Head AS	Yes	Yes	Yes	Central Supply and Extract	10/10 per person	10/10 per person	Balanced	G4	43	60	200/300	200/300	None	A	80	Switch / Dimmer	Desk 0.75 to 0.85m	See Guidance Notes
	Wheelchair Parking Bay	1	1.0 Circulation Equipment Storage Bays	Q0180-02	28	18	Adjacent Space Transfer Air	None	None	None	None	None	0	3	Negative	None	43	60	200	200	None	A	80	Presence detection	Floor 0m	See Guidance Notes
	Intensive Room - DCU	2	2.0 Meeting Room	M0724	25	18	Radiant Panels	TRV Remote Head AS	Yes	Yes	Yes	Central Supply and Extract	10 to 10 per person	10 to 10 per person	Balanced	G4	43	60	300	300	None	A	80	Switch	Desk 0.75 to 0.85m	See Guidance Notes
	Change Nurse Office	1	1.0 Callbar / Ward Offices	M0251	25	18	Radiant Panels	TRV Remote Head AS	Yes	Yes	Yes	Central Supply and Extract	4	4	Balanced	G4	43	60	300	300	None	A	80	Switch	Desk 0.75 to 0.85m	See Guidance Notes
	WC - Patients	1	1.0 Toilet	V1010	28	18	Adjacent Space Transfer Air	None	None	None	None	None	0	4	Balanced	G4	43	60	200	200	None	A	80	Presence detection	Desk 0.75 to 0.85m	See Guidance Notes
	WC - Wheelchair accessible	1	1.0 Toilet	Y0622	28	18	Adjacent Space Transfer Air	None	None	None	None	None	0	10	Negative	None	43	41	200	200	None	A	80	Presence detection	Floor 0m	See Guidance Notes
	WC - Wheelchair accessible, 1 place	6	6.0 Recovery Bay / Recovery Room	Q0417-01	28	20	Radiant Panels	TRV Remote Head AS	Yes	Yes	Yes	Central Supply and Extract	15	15	Balanced	G4	43	41	500	500	1000	A	80	Switch / Dimmer	Desk 0.75 to 0.85m Bed / Trolley 1.45m	See Guidance Notes
	WC - Wheelchair accessible, 1 place	2	2.0 Recovery Bay / Recovery Room	Q0417-01	28	20	Radiant Panels	TRV Remote Head AS	Yes	Yes	Yes	Central Supply and Extract	15	15	Balanced	G4	43	41	500	500	1000	A	80	Switch / Dimmer	Desk 0.75 to 0.85m Bed / Trolley 1.45m	See Guidance Notes
	Staff and communication base, enclosed 3 staff	1	1.0 Callbar / Ward Offices	M0251	25	18	Radiant Panels	TRV Remote Head AS	Yes	Yes	Yes	Central Supply and Extract	4	4	Balanced	G4	43	60	300	300	None	A	80	Switch	Desk 0.75 to 0.85m	See Guidance Notes
	Clean Utility	1	1.0 Clean Utility	T0101	28	18	Radiant Panels	TRV Remote Head AS	Yes	Yes	Yes	Central Supply Air	6	0	Positive	G4	43	41	150	150	None	A	80	Presence detection	General working plane 1m	See Guidance Notes
	Dirty Utility: bedpan disposal & urine	1	1.0 Dirty Utility	Y0431	28	18	Adjacent Space Transfer Air	None	None	None	None	None	0	6	Negative	None	43	41	200	200	None	A	80	Presence detection	Floor 0m	See Guidance Notes
	Staff Room	1	1.0 Common nonstaff nonburge	Q0008-03	28	18	Radiant Panels	TRV Remote Head AS	Yes	Yes	Yes	Central Supply and Extract	6	6	Negative	G4	43	41	300	300	None	A	80	Switch	Floor 0m	See Guidance Notes
	Decision 1-10 Booth	4	4.0 Callbar / Ward Offices	M0251-01	25	18	Radiant Panels	TRV Remote Head AS	Yes	Yes	Yes	Central Supply and Extract	4	4	Balanced	G4	43	60	300	300	None	A	80	Switch	Desk 0.75 to 0.85m	See Guidance Notes
	Office Senior Nurse Theatres	1	1.0 Callbar / Ward Offices	M0251	25	18	Radiant Panels	TRV Remote Head AS	Yes	Yes	Yes	Central Supply and Extract	4	4	Balanced	G4	43	60	300	300	None	A	80	Switch	Desk 0.75 to 0.85m	See Guidance Notes
	Office Staff	1	1.0 Callbar / Ward Offices	M0251	25	18	Radiant Panels	TRV Remote Head AS	Yes	Yes	Yes	Central Supply and Extract	4	4	Balanced	G4	43	60	300	300	None	A	80	Switch	Desk 0.75 to 0.85m	See Guidance Notes
	Change Nurse Office	1	1.0 Callbar / Ward Offices	M0251	25	18	Radiant Panels	TRV Remote Head AS	Yes	Yes	Yes	Central Supply and Extract	4	4	Balanced	G4	43	60	300	300	None	A	80	Switch	Desk 0.75 to 0.85m	See Guidance Notes
	WC-Staff	2	2.0 Toilet	V1010	28	18	Adjacent Space Transfer Air	None	None	None	None	None	0	10	Negative	None	43	41	200	200	None	A	80	Presence detection	Floor 0m	See Guidance Notes
	Male Staff Changing and Lockers	1	1.0 Changing Facilities	Y0728	28	18	Radiant Panels	TRV Remote Head AS	Yes	Yes	Yes	Central Supply and Extract	6	10	positive to rec	G4	43	41	150	150	None	A	80	Presence detection	Floor 0m	See Guidance Notes
	Female Staff Changing and Lockers	1	1.0 Changing Facilities	Y0728	28	18	Radiant Panels	TRV Remote Head AS	Yes	Yes	Yes	Central Supply and Extract	6	10	positive to rec	G4	43	41	150	150	None	A	80	Presence detection	Floor 0m	See Guidance Notes
	General Machine Washing Area	1	1.0 Dirty Utility	Y0431	28	18	Adjacent Space Transfer Air	None	None	None	None	None	0	6	Negative	None	43	41	200	200	None	A	80	Presence detection	Floor 0m	See Guidance Notes
	General X-Ray Room	2	2.0 Diagnostic room	Q0128	25	18	Warm Air - Reheat Battery	BMS Adjustable Sensor	Yes	Yes	Yes	Central Supply and Extract	to suit location	to suit location	Balanced	F7	43	41	300	300	1000	A	80	Switch / Dimmer	General working plane 1m	See Guidance Notes
	Changing Cubicles	8	8.0 Changing Facilities	Y0728	28	18	Radiant Panels	TRV Remote Head AS	Yes	Yes	Yes	Central Supply and Extract	6	10	positive to rec	G4	43	41	150	150	None	A	80	Presence detection	Floor 0m	See Guidance Notes
	Screening Room (Luncheonette)	1	1.0 Diagnostic room	Q0180-01	25	18	Warm Air - Reheat Battery	BMS Adjustable Sensor	Yes	Yes	Yes	Central Supply and Extract	to suit location	to suit location	Balanced	F7	43	41	300	300	1000	A	80	Switch / Dimmer	General working plane 1m	See Guidance Notes
	Preparation Room	1	1.0 Consulting Room	Y0206-7	28	18	Radiant Panels	TRV Remote Head AS	Yes	Yes	Yes	Central Supply and Extract	3	3	Balanced	G4	43	41	300	300	1000	A	80	Switch / Dimmer	Desk 0.75 to 0.85m Bed / Trolley 1.45m	See Guidance Notes
	Ultrasound Room	2	2.0 Diagnostic room	Q0115	25	18	Warm Air - Reheat Battery	BMS Adjustable Sensor	Yes	Yes	Yes	Central Supply and Extract	to suit location	to suit location	Balanced	F7	43	41	300	300	1000	A	80	Switch / Dimmer	General working plane 1m	See Guidance Notes
	Dental Room	1	1.0 Consulting Room	Q0130	28	18	Radiant Panels	TRV Remote Head AS	Yes	Yes	Yes	Central Supply and Extract	3	3	Balanced	G4	43	41	300	300	1000	A	80	Switch	Desk 0.75 to 0.85m	See Guidance Notes
	Main Reporting	1	1.0 Callbar / Ward Offices	M0251	25	18	Radiant Panels	TRV Remote Head AS	Yes	Yes	Yes	Central Supply and Extract	4	4	Balanced	G4	43	60	300	300	None	A	80	Switch	Desk 0.75 to 0.85m	See Guidance Notes
	Audit Reporting	1	1.0 Callbar / Ward Offices	M0251	25	18	Radiant Panels	TRV Remote Head AS	Yes	Yes	Yes	Central Supply and Extract	4	4	Balanced	G4	43	60	300	300	None	A	80	Switch	Desk 0.75 to 0.85m	See Guidance Notes
	MRI Reporting	1	1.0 Callbar / Ward Offices	M0251	25	18	Radiant Panels	TRV Remote Head AS	Yes	Yes	Yes	Central Supply and Extract	4	4	Balanced	G4	43	60	300	300	None	A	80	Switch	Desk 0.75 to 0.85m	See Guidance Notes
	Processing Area	1	1.0 Diagnostic room	M0251	25	18	Warm Air - Reheat Battery	BMS Adjustable Sensor	Yes	Yes	Yes	Central Supply and Extract	to suit location	to suit location	Balanced	F7	43	41	300	300	1000	A	80	Switch / Dimmer	General working plane 1m	See Guidance Notes
	Gamma Camera	2	2.0 Diagnostic room	Q0176	25	18	Warm Air - Reheat Battery	BMS Adjustable Sensor	Yes	Yes	Yes	Central Supply and Extract	to suit location	to suit location	Balanced	F7	43	41	300	300	1000	A	80	Switch / Dimmer	General working plane 1m	See Guidance Notes
	Gamma Camera Control Area	1	1.0 Consulting Room	Q0604-04	28	18	Radiant Panels	TRV Remote Head AS	Yes	Yes	Yes	Central Supply and Extract	3	3	Balanced	G4	43	41	300	300	1000	A	80	Switch	Desk 0.75 to 0.85m	See Guidance Notes
	Radioactive Waste Store	1	1.0 Storage Area Equipment	W1585-7	28	18	Radiant Panels	TRV Remote Head AS	Yes	None	None	None	Central General Extract	0	3	Negative	None	43	60	200	200					

Dept	Room Name	Qty	Room Function	ASB Code	Temp (min)	Temp (max)	Heating Type	Heating Control	Cooling (person)	Cooling (type)	Ventilation (type)	Supply (ach)	Extract (ach)	Relative Humidity	Min. Stratification	Surface Temp	Water Temp	Safety Hazards	Normal Air	Night Air	Local Air	Standby	Colour grade	Control	Plane	Material Location
R1	IPS Room	1	IPS Room	Engineering	Manufacturer Disponent	Manufacturer Disponent	None	None	No	None	Central General Extract	0	3	Negative	None	43	n/a	0	n/a	n/a	None	A	80	Presence detection	Floor 0m	See Guidance Notes
	Clean Utility	1	Clean Utility	TS101	28	18	Radiant Panels	TRV Remote Head AG	Yes	Comfort Cooked Fresh Air	Central Supply Air	8	0	Positive	G4	43	41	150	n/a	None	A	80	Presence detection	General working plane 1m	See Guidance Notes	
	Staff WC	1	Toilet	V1010	28	18	Adjacent Space Transfer Air	None	No	None	Central Dry Extract	0	10	Negative	None	43	41	200	n/a	None	A	80	Presence detection	Floor 0m	See Guidance Notes	
	Male Staff Changing and Lockers	1	Changing Facilities	V0728	28	18	Radiant Panels	TRV Remote Head AG	Yes	Comfort Cooked Fresh Air	Central Supply and Extract	6	10	positive to ac	G4	43	41	150	n/a	None	A	80	Presence detection	Floor 0m	See Guidance Notes	
	Female Staff Changing and Lockers	1	Changing Facilities	V0728	28	18	Radiant Panels	TRV Remote Head AG	Yes	Comfort Cooked Fresh Air	Central Supply and Extract	6	10	positive to ac	G4	43	41	150	n/a	None	A	80	Presence detection	Floor 0m	See Guidance Notes	
	Staff WC	2	Toilet	V1010	28	18	Adjacent Space Transfer Air	None	No	None	Central Dry Extract	0	10	Negative	None	43	41	200	n/a	None	A	80	Presence detection	Floor 0m	See Guidance Notes	
	Resource Room / Library	1	Open Plan Office	H1313-03	25	18	Radiant Panels	TRV Remote Head AG	Yes	Comfort Cooked Fresh Air	Central Supply and Extract	4	4	Balanced	G4	43	n/a	300	n/a	None	A	80	Switch	Desk 0.75 to 0.85m	See Guidance Notes	
	Consultant Office (5 person)	1	Callar / Ward Offices	M0251	25	18	Radiant Panels	TRV Remote Head AG	Yes	Comfort Cooked Fresh Air	Central Supply and Extract	4	4	Balanced	G4	43	n/a	300	n/a	None	A	80	Switch	Desk 0.75 to 0.85m	See Guidance Notes	
	Consultant Office (5 person)	2	Callar / Ward Offices	M0251	25	18	Radiant Panels	TRV Remote Head AG	Yes	Comfort Cooked Fresh Air	Central Supply and Extract	4	4	Balanced	G4	43	n/a	300	n/a	None	A	80	Switch	Desk 0.75 to 0.85m	See Guidance Notes	
	Registra Office (5 desks)	1	Callar / Ward Offices	M0251	25	18	Radiant Panels	TRV Remote Head AG	Yes	Comfort Cooked Fresh Air	Central Supply and Extract	4	4	Balanced	G4	43	n/a	300	n/a	None	A	80	Switch	Desk 0.75 to 0.85m	See Guidance Notes	
	Superintendent PACS Manager/Radiographers/Nursing Office	1	Callar / Ward Offices	M0251	25	18	Radiant Panels	TRV Remote Head AG	Yes	Comfort Cooked Fresh Air	Central Supply and Extract	4	4	Balanced	G4	43	n/a	300	n/a	None	A	80	Switch	Desk 0.75 to 0.85m	See Guidance Notes	
	Meeting Room - 6 person	1	Meeting Room	H1313-02	25	18	Radiant Panels	TRV Remote Head AG	Yes	Ceiling Cassette - Chilled Water	Central Supply and Extract	10 to 15 per person	10 to 15 per person	Balanced	G4	43	n/a	300	n/a	None	A	80	Switch	Desk 0.75 to 0.85m	See Guidance Notes	
	Meeting Room - 4 person	2	Meeting Room	H1313-01	25	18	Radiant Panels	TRV Remote Head AG	Yes	Ceiling Cassette - Chilled Water	Central Supply and Extract	10 to 15 per person	10 to 15 per person	Balanced	G4	43	n/a	300	n/a	None	A	80	Switch	Desk 0.75 to 0.85m	See Guidance Notes	
	2nd Floor Desks	1	Open Plan Office	M0132-01	25	18	Radiant Panels	TRV Remote Head AG	Yes	Comfort Cooked Fresh Air	Central Supply and Extract	4	4	Balanced	G4	43	n/a	300	n/a	None	A	80	Switch	Desk 0.75 to 0.85m	See Guidance Notes	
	2nd Floor Desks	1	Open Plan Office	M0132-01	25	18	Radiant Panels	TRV Remote Head AG	Yes	Comfort Cooked Fresh Air	Central Supply and Extract	4	4	Balanced	G4	43	n/a	300	n/a	None	A	80	Switch	Desk 0.75 to 0.85m	See Guidance Notes	
	2nd Floor Desks	1	Open Plan Office	M0132-01	25	18	Radiant Panels	TRV Remote Head AG	Yes	Comfort Cooked Fresh Air	Central Supply and Extract	4	4	Balanced	G4	43	n/a	300	n/a	None	A	80	Switch	Desk 0.75 to 0.85m	See Guidance Notes	
	2nd Floor Desks	1	Open Plan Office	M0132-01	25	18	Radiant Panels	TRV Remote Head AG	Yes	Comfort Cooked Fresh Air	Central Supply and Extract	4	4	Balanced	G4	43	n/a	300	n/a	None	A	80	Switch	Desk 0.75 to 0.85m	See Guidance Notes	
	2nd Floor Desks	1	Open Plan Office	M0132-01	25	18	Radiant Panels	TRV Remote Head AG	Yes	Comfort Cooked Fresh Air	Central Supply and Extract	4	4	Balanced	G4	43	n/a	300	n/a	None	A	80	Switch	Desk 0.75 to 0.85m	See Guidance Notes	
	2nd Floor Desks	1	Open Plan Office	M0132-01	25	18	Radiant Panels	TRV Remote Head AG	Yes	Comfort Cooked Fresh Air	Central Supply and Extract	4	4	Balanced	G4	43	n/a	300	n/a	None	A	80	Switch	Desk 0.75 to 0.85m	See Guidance Notes	
	Meeting Room - 4 person	7	Callar / Ward Offices	M0251	25	18	Radiant Panels	TRV Remote Head AG	Yes	Comfort Cooked Fresh Air	Central Supply and Extract	4	4	Balanced	G4	43	n/a	300	n/a	None	A	80	Switch	Desk 0.75 to 0.85m	See Guidance Notes	
	Meeting Room - 6 person	2	Callar / Ward Offices	M0251	25	18	Radiant Panels	TRV Remote Head AG	Yes	Comfort Cooked Fresh Air	Central Supply and Extract	4	4	Balanced	G4	43	n/a	300	n/a	None	A	80	Switch	Desk 0.75 to 0.85m	See Guidance Notes	
	Discussion 1.1/Phone Booth	18	Callar / Ward Offices	M0251-01	25	18	Radiant Panels	TRV Remote Head AG	Yes	Comfort Cooked Fresh Air	Central Supply and Extract	4	4	Balanced	G4	43	n/a	300	n/a	None	A	80	Switch	Desk 0.75 to 0.85m	See Guidance Notes	
	WC - Wheelchair Accessible	2	Toilet	V0922	28	18	Adjacent Space Transfer Air	None	No	None	Central Dry Extract	0	10	Negative	None	43	41	200	n/a	None	A	80	Presence detection	Floor 0m	See Guidance Notes	
	WC - Staff (Male)	1	Toilet	V1010	28	18	Adjacent Space Transfer Air	None	No	None	Central Dry Extract	0	10	Negative	None	43	41	200	n/a	None	A	80	Presence detection	Floor 0m	See Guidance Notes	
	WC - Staff (Male)	1	Toilet	V1010	28	18	Adjacent Space Transfer Air	None	No	None	Central Dry Extract	0	10	Negative	None	43	41	200	n/a	None	A	80	Presence detection	Floor 0m	See Guidance Notes	
WC - Staff (Female)	1	Toilet	V1010	28	18	Adjacent Space Transfer Air	None	No	None	Central Dry Extract	0	10	Negative	None	43	41	200	n/a	None	A	80	Presence detection	Floor 0m	See Guidance Notes		
WC - Staff (Female)	1	Toilet	V1010	28	18	Adjacent Space Transfer Air	None	No	None	Central Dry Extract	0	10	Negative	None	43	41	200	n/a	None	A	80	Presence detection	Floor 0m	See Guidance Notes		
Store Clinical	1	Storage Area Equipment	W1585	28	18	Radiant Panels	TRV Remote Head AG	No	None	Central General Extract	0	3	Negative	None	43	n/a	200	n/a	None	A	80	Presence detection	Floor 0m	See Guidance Notes		
Beverage Bay	1	Tea Making	P0625	28	18	Adjacent Space Transfer Air	None	No	None	Central General Extract	0	5	Negative	None	43	41	200	n/a	None	A	80	switch	Floor 0m	See Guidance Notes		
Printer/Photocopy Room	1	Callar / Ward Offices	M0251	25	18	Radiant Panels	TRV Remote Head AG	Yes	Comfort Cooked Fresh Air	Central Supply and Extract	4	4	Balanced	G4	43	n/a	300	n/a	None	A	80	Switch	Desk 0.75 to 0.85m	See Guidance Notes		
Staff Room	1	Common nonstaff room/ounge	D0608-03	28	18	Radiant Panels	TRV Remote Head AG	Yes	Comfort Cooked Fresh Air	Central Supply and Extract	6	8	Negative	G4	43	41	300	n/a	None	A	80	Switch	Floor 0m	See Guidance Notes		
DSR	2	DSR	V1510	28	18	Adjacent Space Transfer Air	None	No	None	Central Dry Extract	0	10	Negative	None	43	60	150	n/a	None	A	80	Presence detection	Floor 0m	See Guidance Notes		
Disposal Hold (small)	1	Disposal Hold	Y0646	28	18	Adjacent Space Transfer Air	None	No	None	Central Dry Extract	0	10	Negative	None	43	60	150	n/a	None	A	80	Presence detection	Floor 0m	See Guidance Notes		
4th Floor Desks	1	Open Plan Office	M0132-02	25	18	Radiant Panels	TRV Remote Head AG	Yes	Comfort Cooked Fresh Air	Central Supply and Extract	4	4	Balanced	G4	43	n/a	300	n/a	None	A	80	Switch	Desk 0.75 to 0.85m	See Guidance Notes		
Meeting Room - 4 person	1	Meeting Room	H1313-01	25	18	Radiant Panels	TRV Remote Head AG	Yes	Ceiling Cassette - Chilled Water	Central Supply and Extract	10 to 15 per person	10 to 15 per person	Balanced	G4	43	n/a	300	n/a	None	A	80	Switch	Desk 0.75 to 0.85m	See Guidance Notes		
Meeting Room - 6 person	1	Meeting Room	H1313-02	25	18	Radiant Panels	TRV Remote Head AG	Yes	Ceiling Cassette - Chilled Water	Central Supply and Extract	10 to 15 per person	10 to 15 per person	Balanced	G4	43	n/a	300	n/a	None	A	80	Switch	Desk 0.75 to 0.85m	See Guidance Notes		
Discussion 1.1/Phone Booth	2	Callar / Ward Offices	M0251-01	25	18	Radiant Panels	TRV Remote Head AG	Yes	Comfort Cooked Fresh Air	Central Supply and Extract	4	4	Balanced	G4	43	n/a	300	n/a	None	A	80	Switch	Desk 0.75 to 0.85m	See Guidance Notes		
Management Conference Room	2	Meeting Room	H1313-03	25	18	Radiant Panels	TRV Remote Head AG	Yes	Ceiling Cassette - Chilled Water	Central Supply and Extract	10 to 15 per person	10 to 15 per person	Balanced	G4	43	n/a	300	n/a	None	A	80	Switch	Desk 0.75 to 0.85m	See Guidance Notes		
WC - Wheelchair Accessible	1	Toilet	V0922	28	18	Adjacent Space Transfer Air	None	No	None	Central Dry Extract	0	10	Negative	None	43	41	200	n/a	None	A	80	Presence detection	Floor 0m	See Guidance Notes		
WC - Staff (Male)	1	Toilet	V1010	28	18	Adjacent Space Transfer Air	None	No	None	Central Dry Extract	0	10	Negative	None	43	41	200	n/a	None	A	80	Presence detection	Floor 0m	See Guidance Notes		
WC - Staff (Female)	1	Toilet	V1010	28	18	Adjacent Space Transfer Air	None	No	None	Central Dry Extract	0	10	Negative	None	43	41	200	n/a	None	A	80	Presence detection	Floor 0m	See Guidance Notes		
Store Management	1	Callar / Ward Offices	M0251	25	18	Radiant Panels	TRV Remote Head AG	Yes	Comfort Cooked Fresh Air	Central Supply and Extract	4	4	Balanced	G4	43	n/a	300	n/a	None	A	80	Switch	Desk 0.75 to 0.85m	See Guidance Notes		
Store Management	1	Callar / Ward Offices	M0251	25	18	Radiant Panels	TRV Remote Head AG	Yes	Comfort Cooked Fresh Air	Central Supply and Extract	4	4	Balanced	G4	43	n/a	300	n/a	None	A	80	Switch	Desk 0.75 to 0.85m	See Guidance Notes		
Beverage Bay	1	Tea Making	P0625	28	18	Adjacent Space Transfer Air	None	No	None	Central General Extract	0	5	Negative	None	43	41	200	n/a	None	A	80	switch	Floor 0m	See Guidance Notes		
Printer/Photocopy Room	1	Callar / Ward Offices	M0251	25	18	Radiant Panels	TRV Remote Head AG	Yes	Comfort Cooked Fresh Air	Central Supply and Extract	4	4	Balanced	G4	43	n/a	300	n/a	None	A	80	Switch	Desk 0.75 to 0.85m	See Guidance Notes		
Staff Room	2	Common nonstaff room/ounge	D0608-03	28	18	Radiant Panels	TRV Remote Head AG	Yes	Comfort Cooked Fresh Air	Central Supply and Extract	6	8	Negative	G4	43	41	300	n/a	None	A	80	Switch	Floor 0m	See Guidance Notes		
DSR	1	DSR	V1510	28	18	Adjacent Space Transfer Air	None	No	None	Central Dry Extract	0	10	Negative	None	43	60	150	n/a	None	A	80	Presence detection	Floor 0m	See Guidance Notes		
Disposal Hold (small)	1	Disposal Hold	Y0646	28	18	Adjacent Space Transfer Air	None	No	None	Central Dry Extract	0	10	Negative	None	43	60	150	n/a	None	A	80	Presence detection	Floor 0m	See Guidance Notes		
Reception / Dispatch Counter	1	Reception	00102-01	28	18	Adjacent Space Transfer Air	None	No	None	Central Dry Extract	0	10	Negative	None	43	n/a	150	n/a	None	A	80	Presence detection	Floor 0m	See Guidance Notes		
Tray Area	1	Circulation Equipment Storage Bays	J1624	28	18	Adjacent Space Transfer Air	None	No	None	Central General Extract	0	3	Negative	None	43	n/a	200	n/a	None	A	80	Presence detection	Floor 0m	See Guidance Notes		
RHSC Office	1	Callar / Ward Offices	M0251	25	18	Radiant Panels	TRV Remote Head AG	Yes	Comfort Cooked Fresh Air	Central Supply and Extract	4	4	Balanced	G4	43	n/a	300	n/a	None	A	80	Switch	Desk 0.75 to 0.85m	See Guidance Notes		
RHSC & DCN Records Library	1	Storage Area Equipment	W1585-77	28	18	Radiant Panels	TRV Remote Head AG	No	None	Central General Extract	0	3	Negative	None	43	n/a	200	n/a	None	A	80	Presence detection	Floor 0m	See Guidance Notes		
Assistant Health Records Manager / Specialists	1	Callar / Ward Offices	M0251	25	18	Radiant Panels	TRV Remote Head AG	Yes	Comfort Cooked Fresh Air	Central Supply and Extract	4	4	Balanced	G4	43	n/a	300	n/a	None	A	80	Switch	Desk 0.75 to 0.85m	See Guidance Notes		
WC Staff	1	Toilet	V1010	28	18	Adjacent Space Transfer Air	None	No	None	Central Dry Extract	0	10	Negative	None	43	41	200	n/a	None	A	80	Presence detection	Floor 0m	See Guidance Notes		
RHSC / DCN Office 17 Person	3	Open Plan Office	M0132-01	25	18	Radiant Panels	TRV Remote Head AG	Yes	Comfort Cooked Fresh Air	Central Supply and Extract	4	4														

Royal Hospital for Sick Children and Department for Clinical Neurosciences - Edinburgh

RHSC / DCN RDS Environmental Matrix

Dept Code	Index
~	Cover
~	Guidance Notes
~	Room Function Reference Sheet
A1 - A4	Front Door - A&E / Assessment Ward
B1	Critical Care / HDU / Neonatal Surgery
C1- C5	RHSC In Patient Pathway / Ward Care
D1 - D10	RHSC Ambulatory Care
E1	Pod
F1	Child and Adolescent Mental Health
G2 - G3	Clinical Support
H1 - H3	Academic
I1 - I2	Facilities / Infrastructure Support Services
J1 - J2	Patient / Family Support
K1 - K2	Family Facilities
L1 - L2	DCN In Patient Pathway / Ward Care
M1- M4	DCN Support Space
N1	DCN Out Patient Departments
P1	Combined Theatres
Q1	Combined Radiology
R1 - R2	Office / Admin Support Services
S1 - S7	Combined Facilities / Infrastructure Support Services
T1	Plant
U1	Shelled Space

Rev	By	Description	Date

Environmental Matrix - Guidance Notes

- 1 This workbook is prepared for the Financial Close Stage as an easier reference tool to replace ADB RDS M&E Sheets for the Environmental Criteria elements as described on these sheets.
- 2 The services matrices are produced from the Schedule of Accommodation Sheets.
- 3 The design of the HVAC systems to the theatres shall be in accordance with SHTM 03-01.
- 4 Where radiant panels are indicated in any room in these matrices, detailed design development may remove the need for these without detriment to environmental temperature. This design development is dependant on actual room layout - i.e. whether a room is located adjacent to an external wall, ground bearing floor, roof surface or is internal.
- 5 Ventilation air change rates and the use of natural ventilation in Patient Areas shall be reviewed throughout the detail design process to ensure a maximum internal temperature of 25°C (dry bulb) is not exceeded during normal occupancy. This criteria shall also apply to cellular and open plan office spaces.
- 6 Maximum internal temperatures listed relate to normal occupancy and Summer Design Conditions ; External Summer Conditions for Cooling Plant Selection as per SHTM2025.Enthalpy 54kJ/kgda.26deg°Cdb,19deg°C wb. External Winter Conditions as per CIBSE Guide A Table A 2.2 for locality = - 6°C for Heat Losses, and as SHTM 2025 for locality = -10°C for AHU Ventilation Plant design.
- 7 Examination lamp notes where listed are provisional. Detailed requirements (fixed, mobile, illumination) will be detailed on C sheets as agreed from signed off 1:50 RDS, which shall take precedence over this schedule.
- 8 All lighting levels are derived from CIBSE Lighting Guide LG2.
- 9 Colour rendering refers to CIBSE Lighting Design Guide and will be applied throughout.
 "80" : Normal
 "90" - Enhanced to provide close as possible match to natural light for clinical purposes
- 10 Thermostatic Mixing Devices - SHTM 04-01 Guidance shall be employed for specific TRV Type versus listed Area/Activity.
- 11 Standby Lighting to be Grade A throughout .
- 12 The internal temperature in naturally or mechanically ventilated rooms shall not exceed the maximum temperature as listed on these Environmental Matrices provided external summer design criteria is not exceeded .
- 13 Local Radiant Panel PICV's shall have adjustable sensors.
- 14 Local Control BMS Temperature Sensors for ducted reheat zones and chilled water cassettes for hotspots shall be provided with local range adjustment to +/- 2°C of BMS Set Point. BMS set point shall be adjustable via operator/user dialogue through formal FM
- 15 **Typical bedroom** - Design Criteria - SHTM 03-01 Clause 2.11 - internal temperatures in patient areas should not exceed 28°C db for more than 50 hrs per year. Appendix 1 SHTM 03-01 gives 18°C to 28°C float range. NHSL however require that the maximum internal design temperature should not exceed 25°C for more than 50 hrs per year.
HDU bed areas - Design Criteria - HBN 57 gives specific guidance as well as SHTM 03-01 - Appendix 1 for air change rates - 10ac/hr Supply, 18°C to 25°C control range. (Capability shall be provided but not at the summer and winter external ambient design extremes against the internal maximum and minimum range conditions).
 The department will be comfort cooled and controlled on a zonal basis.
 Central AHU to be provided with blank section for future provision of humidification.
Post theatre recovery areas - Design Criteria - SHTM 03-01 - Appendix 1 for air change rates - 15ac/hr S&E , 18°C to 25°C control range.(Capability shall be provided but not at the summer and winter external ambient design extremes against the maximum and minimum range conditions).
Critical Care areas - Design Criteria - SHTM 03-01 - Appendix 1 for air change rates - 10ac/hr Supply , 18°C to 25°C control range.(Capability shall be provided but not at the summer and winter external ambient design extremes against the maximum and minimum range conditions). NHSL may require specific rooms to have a control range up to 28°C.
 Central AHU to be provided with blank section for future provision of humidification.
- 16 **Corridor** ventilation may be either mechanical or where the opportunity exists natural. To be determined during detailed design with due regard to clinical functionality.
- 17 **Single Room WC** - SHTM 03-01 Appendix 1 suggests 3ac/hr extract air change rate only. We have applied 10ac/hr extract rate to provide a more robust rate of extract.
- 18 **Diagnostic Rooms** - (X Ray, CT Scanner, MRI Scanners, Gamma Camera) - air change rates listed at 8ac/hr. Actual air change rate must be derived through room heat gain analysis and actual equipment guidance.
- 19 **Operating Theatre Laminar Flow/UCV Requirements** - Refer to Operational Policy Documents for specific theatres which require Laminar Flow/UCV canopy style ventilation solution.
- 20 **Small workshop Areas** - Local Extract Ventilation (LEV) unit requirement to be determined from room equipment schedules.
- 21 **Note that Isolation Suite ventilation solutions for this project shall follow HBN 4 Supplement 1 Section 4 Item 4.8 Guidance i.e.**
 A common departmental AHU shall be employed to provide supply air ventilation (and shall therefore employ duty & standby motors).
 Isolation Rooms En Suite Extracts shall be provided with an independent Isolation Room toilet extract ventilation system.
 Isolation Rooms En Suite Extracts shall be provided with either externally located 3 mtr high discharge stack in a safe location or with extract filters (H14) within a safe change housing outside the building on the suction side of the fan.
 Heating & Cooling Isolation Suites shall be provided via the ventilation system.
- 22 **Retail Provision** - Service provisions listed are Infrastructure only for future fit-out by retailer. (Fire detection shall be provided to assist completion).
- 23 **Comfort Cooled Fresh Air** - Where noted as such on the matrices, this means as provided via departmental air handling plant via chilled water cooling coils.
- 24 **Body View Room** to be provided with ceiling cassette incorporating specialist refrigeration based cooling unit to reduce room temperature to 8°C minimum +/- 2°C. Room temperature will be achieved within two hours of plant operation.
 This room will have dual function capability, normally at 28°C design max temperature and when required go to 8°C for storage and viewing of body.
- 25 Anti ligature rooms (5no. off) will be treated as sealed rooms with Supply at 6ac/hr and Extract to match to achieve a balanced pressure.
- 26 **Single Bedroom** - The design philosophy for ventilation is for a mixed mode operation where natural vent is encouraged which has benefits both physiological with users being partly in control, and from an energy stand point where mechanical vent loading is partly reduced (2/3rds). This strategy results in zero pressure differential regime within the room where supply and extract is balanced.

Room Function Reference Sheet.

The following table details reference templates which are used to populate cells within the environmental matrix. Refer to individual department sheets for individual room environmental conditions

Room Function	Temperature		Heating		Cooling Present	Cooling Type	Ventilation					Safety temperatures		Safety Notes	Lighting						Notes	Medical Location Group	
	Design Max deg C	Design Min deg C	Type	Control			Type	Supply ac/hr	Extract ac/hr	Relative Pressure	Min Filtration	Surface deg C	Water deg C		Normal lux	Night lux	Local lux	Standby Grade	Colour Rendering	Control			Plane
Bathroom	28	18	Adjacent Space Transfer Air	None	No	None	Central Dirty Extract	0	10	Negative	None	43	41		200	n/a	None	A	80	Presence detection	Floor 0m	See Guidance Notes	n/a
Bedroom	25	20	Radiant Panels	Remote Sensor Adj.	Yes	Comfort Cooled Fresh Air	Central Supply Air	4	0	Balanced	G4	43	41		100	5	300	A	80	switch	Bed / Trolley 1.45m	See Guidance Notes	1
Cellular / Ward Offices	25	18	Radiant Panels	Remote Sensor Adj.	Yes	Comfort Cooled Fresh Air	Central Supply and Extract	4	3	Positive	G4	43	n/a		300	n/a	None	A	80	Switch	Desk 0.75 to 0.85m	See Guidance Notes	n/a
Changing Facilities	28	18	Radiant Panels	Remote Sensor Adj.	Yes	Comfort Cooled Fresh Air	Central Supply and Extract	5	4	Positive	G4	43	41		100	n/a	None	A	80	Presence detection	Floor 0m	See Guidance Notes	n/a
Circulation Areas	28	18	Radiant Panels	Remote Sensor Adj.	No	None	None	Refer to Guidance Notes	Refer to Guidance Notes		G4	43	41		200	n/a	None	A	80	presence detection	Floor 0m	See Guidance Notes	n/a
Circulation Areas - Entrance Lobby	28	Not Controlled	Warm Air Door Curtain	BMS Adjustable Sensor	No	None	None	0	0	Balanced	None	n/a	n/a		200	n/a	None	A	80	Presence detection	Floor 0m	See Guidance Notes	n/a
Classroom	25	18	Radiant Panels	Remote Sensor Adj.	Yes	Ceiling Cassette Chilled Water	Central Supply and Extract	4	4	Balanced	G4	43	n/a		300	n/a	None	A	80	Switch	Desk 0.75 to 0.85m	See Guidance Notes	n/a
Common room/staff room/lounge	28	18	Radiant Panels	Remote Sensor Adj.	Yes	Comfort Cooled Fresh Air	Central Supply and Extract	6	8	Negative	G4	43	41		300	n/a	None	A	80	Switch	Floor 0m	See Guidance Notes	n/a
Consulting Room	28	18	Radiant Panels	Remote Sensor Adj.	Yes	Comfort Cooled Fresh Air	Central Supply and Extract	3	3	Balanced	G4	43	41		300	n/a	1000	A	80	Switch	Bed / Trolley 1.45m	See Guidance Notes	n/a
Clean Utility	28	18	Radiant Panels	Remote Sensor Adj.	Yes	Comfort Cooled Fresh Air	Central Supply Air	6	0	Positive	G4	43	41		150	n/a	None	A	80	Presence detection	General working plane 1m	See Guidance Notes	n/a
Dirty utility	28	18	Adjacent Space Transfer Air	None	No	None	Central Dirty Extract	0	6	Negative	None	43	60		200	n/a	None	A	80	Presence detection	Floor 0m	See Guidance Notes	n/a
Diagnostic room	25	18	Warm Air - Reheat Battery	BMS Adjustable Sensor	Yes	Comfort Cooled Fresh Air	Central Supply and Extract	8	8	Balanced	F7	43	41		300	n/a	1000	A	80	switch	General working plane 1m	See Guidance Notes	1
Eating/Drinking	28	18	Radiant Panels	Remote Sensor Adj.	Yes	Comfort Cooled Fresh Air	Central Supply and Extract	4	4	Balanced	G4	43	41		300	n/a	None	A	80	Switch	Floor 0m	See Guidance Notes	n/a
Ward Kitchen	28	18	Adjacent Space Transfer Air	None	Yes	Ceiling Cassette Chilled Water	Central General Extract	0	6	Negative	G4	n/a	60		500	n/a	None	A	80	Switch	General working plane 1m	See Guidance Notes	n/a
Small Workshop	28	18	Radiant Panels	Remote Sensor Adj.	No	None	Central Supply and Extract	4	6	Negative	G4	43	41		300	n/a	None	A	80	Switch	Desk 0.75 to 0.85m	See Guidance Notes	n/a
IT equipment (comms server)	25	18	None	None	Yes	Ceiling Cassette Chilled Water	Central General Extract	0	2	Negative	None	n/a	n/a		300	n/a	None	A	80	Switch	Floor 0m	See Guidance Notes	n/a
Kitchen (Commercial)	28	16	None	None	Yes	Comfort Cooled Fresh Air	Central Supply and Extract	DW172 Dependant	DW172 Dependant	Negative	G4	43	60		500	n/a	None	A	80	Switch	General working plane 1m	See Guidance Notes	n/a
Laboratory	28	18	Radiant Panels	Remote Sensor Adj.	Yes	Comfort Cooled Fresh Air	Central Supply and Extract	6	6	Balanced	F7	43	60		500	n/a	None	A	80	Switch	Desk 0.75 to 0.85m	See Guidance Notes	n/a
Laundry	28	18	Adjacent Space Transfer Air	None	No	Comfort Cooled Fresh Air	Central Supply and Extract	6	10	Negative	G4	43	60		300	n/a	None	A	80	Switch	Floor 0m	See Guidance Notes	n/a
Meeting Room	25	18	Radiant Panels	Remote Sensor Adj.	Yes	Ceiling Cassette Chilled Water	Central Supply and Extract	4	4	Balanced	G4	43	n/a		300	n/a	None	A	80	Switch	Desk 0.75 to 0.85m	See Guidance Notes	n/a
Patient Accommodation Day	25	18	Radiant Panels	Remote Sensor Adj.	Yes	Comfort Cooled Fresh Air	Central Supply Air	4	0	Positive	G4	43	41		100	n/a	None	A	80	Switch	Bed / Trolley 1.45m	See Guidance Notes	n/a
Multi-bed Wards	25	18	Radiant Panels	Remote Sensor Adj.	Yes	Comfort Cooled Fresh Air	Central Supply Air	4	0	Positive	G4	43	41		100	5	300	A	80	switch	Bed / Trolley 1.45m	See Guidance Notes	n/a
Physiotherapy Studio	28	18	Radiant Panels	Remote Sensor Adj.	Yes	Comfort Cooled Fresh Air	Central Supply and Extract	5	6	Negative	G4	43	41		300	n/a	None	A	80	Switch / Dimmer	Floor 0m	See Guidance Notes	n/a
Body View	28	8	Radiant Panels	Remote Sensor Adj.	Yes	Ceiling Cassette Specialist Cooling	Central Supply and Extract	4	6	Negative	G4	43	n/a		300	n/a	None	A	80	Switch	Floor 0m	See Guidance Notes	n/a
Reception	28	18	Radiant Panels	Remote Sensor Adj.	Yes	Comfort Cooled Fresh Air	Central Supply Air	3	0	Positive	G4	43	n/a		300	n/a	None	A	80	Switch	Desk 0.75 to 0.85m	See Guidance Notes	n/a

query

Room Function Reference Sheet.

The following table details reference templates which are used to populate cells within the environmental matrix. Refer to individual department sheets for individual room environmental conditions

Storage Area Med Gas	28	16	Adjacent Space Transfer Air	None	No	None	Natural ventilation	0	0	Balanced	None	n/a	n/a	200	n/a	None	A	80	Presence detection	Floor 0m	See Guidance Notes	n/a
Storage Area Equipment	28	16	Radiant Panels	Remote Sensor Adj.	No	None	Central General Extract	0	3	Negative	None	43	n/a	200	n/a	None	A	80	Presence detection	Floor 0m	See Guidance Notes	n/a
Tea Making	28	18	Adjacent Space Transfer Air	None	No	None	Central General Extract	0	5	Negative	None	43	41	200	n/a	None	A	80	Presence detection	Floor 0m	See Guidance Notes	n/a
Toilet	28	18	Adjacent Space Transfer Air	None	No	None	Central Dirty Extract	0	10	Negative	None	43	41	200	n/a	None	A	80	Presence detection	Floor 0m	See Guidance Notes	n/a
Waiting Room	28	18	Radiant Panels	Remote Sensor Adj.	Yes	Comfort Cooled Fresh Air	Central Supply and Extract	5	5	Balanced	G4	43	n/a	300	n/a	None	A	80	Switch	Floor 0m	See Guidance Notes	n/a
Treatment Room	28	18	Radiant Panels	Remote Sensor Adj.	Yes	Comfort Cooled Fresh Air	Central Supply Air	10	0	Positive	F7	43	41	500	n/a	1000	A	90	Switch	Bed / Trolley 1.45m	See Guidance Notes	n/a
Isolation Lobby	25	18	Warm Air - Reheat Battery	BMS Adjustable Sensor	Yes	Comfort Cooled Fresh Air	HBN4 Dependant	HBN4 Dependant	HBN4 Dependant		F7	43	n/a	200	n/a	None	A	80	Presence detection	Floor 0m	See Guidance Notes	n/a
Resuscitation Bay	25	21	Radiant Panels	BMS Adjustable Sensor	Yes	Comfort Cooled Fresh Air	Central Supply and Extract	10	6	Positive	G4	43	41	500	n/a	1000	A	80	Switch	Bed / Trolley 1.45m	See Guidance Notes	n/a
Circulation Equipment Storage Bays	28	16	Adjacent Space Transfer Air	None	No	None	Central General Extract	0	3	Negative	None	43	n/a	200	n/a	None	A	80	Presence detection	Floor 0m	See Guidance Notes	n/a
Isolation Bedroom	25	21	Adjacent Space Transfer Air	BMS Adjustable Sensor	Yes	Comfort Cooled Fresh Air	HBN4 Dependant	HBN4 Dependant	HBN4 Dependant	Balanced	F7	43	41	100	5	300	A	80	Switch	Bed / Trolley 1.45m	See Guidance Notes	1
Operating Theatre Suite	25	18	Warm Air - Reheat Battery	BMS Adjustable Sensor	Yes	Comfort Cooled Fresh Air	In line with SHTM 03-01	In line with SHTM 03-01	In line with SHTM 03-01		F7	43	n/a	500	n/a	10,000 - 100,000	A	80	Switch	Bed / Trolley 1.45m	See Guidance Notes	n/a
Disposal Hold	28	18	Adjacent Space Transfer Air	None	No	None	Central Dirty Extract	0	6	Negative	None	43	n/a	100	n/a	None	A	90	Presence detection	Floor 0m	See Guidance Notes	n/a
DSR	28	18	Adjacent Space Transfer Air	None	No	None	Central Dirty Extract	0	6	Negative	None	43	n/a	100	n/a	None	A	90	Presence detection	Floor 0m	See Guidance Notes	n/a
Resus Trolley bay	25	18	Radiant Panels	Remote Sensor Adj.	Yes	Comfort Cooled Fresh Air	Central Supply Air	0	0	Balanced	None	43	n/a	500	n/a	None	A	90	Switch	Bed / Trolley 1.45m	See Guidance Notes	n/a
Baby Feeding Room / Nappy Change	25	18	Adjacent Space Transfer Air	None	No	None	Central Dirty Extract	0	10	Negative	None	43	41	100	n/a	None	A	80	Presence detection	Floor 0m	See Guidance Notes	n/a
Relatives Overnight Stay	25	20	Radiant Panels	Remote Sensor Adj.	Yes	Comfort Cooled Fresh Air	Central Supply and Extract	4	0	Positive	G4	43	41	100	n/a	None	A	80	Switch	Bed / Trolley 1.45m	See Guidance Notes	n/a
Pantry	28	18	Radiant Panels	Remote Sensor Adj.	Yes	Comfort Cooled Fresh Air	Central Supply and Extract	6	8	Negative	G4	43	41	300	n/a	None	A	80	Switch	Floor 0m	See Guidance Notes	n/a
Linen Bay	28	16	Adjacent Space Transfer Air	None	No	None	Central Supply and Extract	0	3	Negative	None	43	n/a	200	n/a	None	A	80	Presence detection	Floor 0m	See Guidance Notes	n/a
Multi Disciplinary Work Areas	25	18	Radiant Panels	Remote Sensor Adj.	Yes	Comfort Cooled Fresh Air	Central Supply and Extract	6	4	Positive	G4	43	n/a	300	n/a	1000	A	80	Switch	Desk 0.75 to 0.85m	See Guidance Notes	n/a
Open Plan Office	25	18	Radiant Panels	Remote Sensor Adj.	Yes	Comfort Cooled Fresh Air	Central Supply and Extract	6	4	Positive	G4	43	n/a	300	n/a	None	A	80	Switch	Desk 0.75 to 0.85m	See Guidance Notes	n/a
Equipment Decontamination	28	18	Radiant Panels	Remote Sensor Adj.	Yes	Comfort Cooled Fresh Air	Central Supply Air	6	0	Positive	G4	43	41	200	n/a	None	A	80	Presence detection	General working plane 1m	See Guidance Notes	n/a
Circulation Phone Both	28	18	Radiant Panels	Remote Sensor Adj.	No	None	Central Supply and Extract	0	0	Balanced	G4	43	41	200	n/a	None	A	80	Presence detection	Floor 0m	See Guidance Notes	n/a
Recovery Bay / Recovery Room	28	20	Radiant Panels	Remote Sensor Adj.	Yes	Comfort Cooled Fresh Air	Central Supply and Extract	15	15	Balanced	G4	43	41	500	n/a	1000	A	80	switch	Bed / Trolley 1.45m	See Guidance Notes	n/a
IPS Room	Manufacturer Dependant	Manufacturer Dependant	Adjacent Space Transfer Air	None	No	None	None	0	3	Negative	None	43	n/a	200	Not Applicable	None	A	80	Switch	Floor 0m	See Guidance Notes	n/a

RHSC / DCN Environmental Matrix

Dept	Dept	Room Name	Qty	Room Function	ADB Code	Temp (max)	Temp (min)	Heating Type	Heating Control	Cooling (present)	Cooling (type)	Ventilation (type)	Supply (ach/hr)	Extract (ach/hr)	Relative pressure	Min filtration	Surface temp	Water temp	Safety Notes	Normal lux	Night lux	Local lux	Standby grade	Colour render	Control	Plane	Medical Location		
		Bathroom				28	20	Adjacent Space Transfer Air	None	No	None	Central Dirty Extract	0	10	Negative	None	43	41		200	n/a	None	A	80	Presence detection	Floor 0m	See Guidance Notes	n/a	
		Bedroom				25	18	Radiant Panels	Remote Sensor Adj.	Yes	Comfort Cooled Fresh Air	Natural & Central Supply Air	4	via ensuite	Balanced	G4	43	41		100	5	300	A	80	Switch / Dimmer	Bed / Trolley 1.45m	See Guidance Notes	1	
		Cellular / Ward Offices				25	18	Radiant Panels	Remote Sensor Adj.	Yes	Comfort Cooled Fresh Air	Central Supply and Extract	4	4	Balanced	G4	43	n/a		300	n/a	None	A	80	Switch	Desk 0.75 to 0.85m	See Guidance Notes	n/a	
		Changing Facilities				28	18	Radiant Panels	Remote Sensor Adj.	Yes	Comfort Cooled Fresh Air	Central Supply and Extract	6	10	positive to wc	G4	43	41		100	n/a	None	A	80	Presence detection	Floor 0m	See Guidance Notes	n/a	
		Circulation Areas				28	18	underfloor heating / none to suit location	BMS Adjustable Sensor	No	None	Central Supply and Extract or to suit location	to suit location	to suit location	Balanced	G4	43	41		200	n/a	None	A	80	presence detection	Floor 0m	See Guidance Notes	n/a	
		Circulation Areas - Entrance Lobby				28	Not Controlled	Warm Air Door Curtain	BMS Adjustable Sensor	No	None	None	0	0	Balanced	None	n/a	n/a		200	n/a	None	A	80	Presence detection	Floor 0m	See Guidance Notes	n/a	
		Classroom				25	18	Radiant Panels	Remote Sensor Adj.	Yes	Ceiling Cassette - Chilled Water	Central Supply and Extract	10 l/s per person	10 l/s per person	Balanced	G4	43	41		300	n/a	None	A	80	Switch	Desk 0.75 to 0.85m	See Guidance Notes	n/a	
		Common room/staff room/lounge				28	18	Radiant Panels	Remote Sensor Adj.	Yes	Comfort Cooled Fresh Air	Central Supply and Extract	6	8	Negative	G4	43	41		300	n/a	None	A	80	Switch	Floor 0m	See Guidance Notes	n/a	
		Consulting Room				28	18	Radiant Panels	Remote Sensor Adj.	Yes	Comfort Cooled Fresh Air	Central Supply and Extract	3	3	Balanced	G4	43	41		300	n/a	1000	A	80	Switch	Bed / Trolley 1.45m	See Guidance Notes	1	
		Clean Utility				28	18	Radiant Panels	Remote Sensor Adj.	Yes	Comfort Cooled Fresh Air	Central Supply Air	6	0	Positive	G4	43	41		150	n/a	None	A	80	Presence detection	General working plane 1m	See Guidance Notes	n/a	
		Dirty utility				28	18	Adjacent Space Transfer Air	None	No	None	Central Dirty Extract	0	6	Negative	None	43	41		200	n/a	None	A	80	Presence detection	Floor 0m	See Guidance Notes	n/a	
		Diagnostic room				25	18	Warm Air - Reheat Battery	BMS Adjustable Sensor	Yes	Comfort Cooled Fresh Air	Central Supply and Extract	to suit location	to suit location	Balanced	F7	43	41		300	n/a	1000	A	80	Switch / Dimmer	General working plane 1m	See Guidance Notes	1	
		Eating/Drinking				28	18	Radiant Panels	Remote Sensor Adj.	Yes	Comfort Cooled Fresh Air	Central Supply and Extract	10 l/s per person	10 l/s per person	Balanced	G4	43	41		300	n/a	None	A	80	Switch	Floor 0m	See Guidance Notes	n/a	
		Ward Kitchen				28	18	Adjacent Space Transfer Air	None	Yes	Ceiling Cassette - Chilled Water	Central General Extract	0	6	Negative	G4	n/a	60		500	n/a	None	A	80	Switch	General working plane 1m	See Guidance Notes	n/a	
		Small Workshop				28	18	Radiant Panels	Remote Sensor Adj.	Yes	Comfort Cooled Fresh Air	Central Supply and Extract	4	6	Negative	G4	43	41		300	n/a	None	A	80	Switch	Desk 0.75 to 0.85m	See Guidance Notes	n/a	
		IT equipment (comms server)				25	18	None	None	Yes	Ceiling Cassette - Chilled Water	Central General Extract	0	2	Negative	None	n/a	n/a		300	n/a	None	A	80	Switch	Floor 0m	See Guidance Notes	n/a	
		Kitchen (Commercial)				28	16	None	None	Yes	Ceiling Cassette - Chilled Water	Central Supply and Extract	DW172 Dependant	DW172 Dependant	Negative	G4	43	60		500	n/a	None	A	80	Switch	General working plane 1m	See Guidance Notes	n/a	
		Laboratory				25	18	Radiant Panels	Remote Sensor Adj.	Yes	Ceiling Cassette - Chilled Water	Central Supply and Extract	6	6	Balanced	F7	43	60		500	n/a	None	A	80	Switch	Desk 0.75 to 0.85m	See Guidance Notes	n/a	
		Laundry				28	18	Adjacent Space Transfer Air	None	Yes	Comfort Cooled Fresh Air	Central Supply and Extract	6	10	Negative	G4	43	60		300	n/a	None	A	80	Switch	Floor 0m	See Guidance Notes	n/a	
		Meeting Room				25	18	Radiant Panels	Remote Sensor Adj.	Yes	Ceiling Cassette - Chilled Water	Central Supply and Extract	10 l/s per person	10 l/s per person	Balanced	G4	43	n/a		300	n/a	None	A	80	Switch	Desk 0.75 to 0.85m	See Guidance Notes	n/a	
		Patient Accommodation Day				25	18	Radiant Panels	Remote Sensor Adj.	Yes	Comfort Cooled Fresh Air	Central Supply Air	4	4	Balanced	G4	43	41		100	n/a	None	A	80	Switch	Bed / Trolley 1.45m	See Guidance Notes	n/a	
		Multi-bed Wards				25	18	Radiant Panels	Remote Sensor Adj.	Yes	Comfort Cooled Fresh Air	Natural and Central Supply Air	4	via ensuite	positive to ensuite	G4	43	41		100	5	300	A	80	Switch / dimmer	Bed / Trolley 1.45m	See Guidance Notes	n/a	
		Physiotherapy Studio				28	18	Radiant Panels	Remote Sensor Adj.	Yes	Comfort Cooled Fresh Air	Central Supply and Extract	5	6	Negative	G4	43	41		300	n/a	None	A	80	Switch / Dimmer	Floor 0m	See Guidance Notes	n/a	
		Body View				28	8	Radiant Panels	Remote Sensor Adj.	Yes	Ceiling Cassette - Specialist Cooling	Central Supply and Extract	4	6	Negative	G4	43	n/a		300	n/a	None	A	80	Switch / Dimmer	Floor 0m	See Guidance Notes	n/a	
		Reception				28	18	Radiant Panels	Remote Sensor Adj.	Yes	Comfort Cooled Fresh Air	Central Supply Air	4	4	Balanced	G4	43	n/a		300	n/a	None	A	80	Switch	Desk 0.75 to 0.85m	See Guidance Notes	n/a	
		Storage Area Med Gas				28	16	Frost protection	Room Thermostat	No	None	Natural ventilation	0	0	n/a	None	n/a	n/a		200	n/a	None	A	80	Presence detection	Floor 0m	See Guidance Notes	n/a	
		Storage Area Equipment				28	16	Radiant Panels	Remote Sensor Adj.	No	None	Central General Extract	0	3	Negative	None	43	n/a		200	n/a	None	A	80	Presence detection	Floor 0m	See Guidance Notes	n/a	
		Tea Making				28	18	Adjacent Space Transfer Air	None	No	None	Central General Extract	0	5	Negative	None	43	41		200	n/a	None	A	80	Presence detection	Floor 0m	See Guidance Notes	n/a	
		Toilet				28	18	Adjacent Space Transfer Air	None	No	None	Central Dirty Extract	0	10	Negative	None	43	41		200	n/a	None	A	80	Presence detection	Floor 0m	See Guidance Notes	n/a	
		Waiting Room				28	18	Radiant Panels	Remote Sensor Adj.	Yes	Comfort Cooled Fresh Air	Central Supply and Extract	5	5	Balanced	G4	43	n/a		300	n/a	None	A	80	Switch	Floor 0m	See Guidance Notes	n/a	
		Treatment Room				28	18	Radiant Panels	Remote Sensor Adj.	Yes	Comfort Cooled Fresh Air	Central Supply Air	10	0	Positive	F7	43	41		500	n/a	1000	A	90	Switch	Bed / Trolley 1.45m	See Guidance Notes	n/a	
		Isolation Lobby				25	18	Warm Air - Reheat Battery	Local / BMS Adjustable Sensor	Yes	Comfort Cooled Fresh Air	Central Supply	69	0	Positive	F7	43	n/a		200	n/a	None	A	80	Presence detection	Floor 0m	See Guidance Notes	n/a	
		Resuscitation Bay				25	21	Radiant Panels	Remote Sensor Adj.	Yes	Comfort Cooled Fresh Air	Central Supply and Extract	10	6	Positive	G4	43	41		500	n/a	1000	A	80	Switch	Bed / Trolley 1.45m	See Guidance Notes	n/a	
		Circulation Equipment Storage Bays				28	16	Adjacent Space Transfer Air	None	No	None	Central General Extract	0	3	Negative	None	43	n/a		200	n/a	None	A	80	Presence detection	Floor 0m	See Guidance Notes	n/a	
		Isolation Bedroom				25	21	Adjacent Space Transfer Air	BMS Adjustable Sensor	Yes	Comfort Cooled Fresh Air	Supply via lobby	10	0	Balanced	F7	43	41		100	5	300	A	80	Switch / Dimmer	Bed / Trolley 1.45m	See Guidance Notes	1	
		Operating Theatre Suite				25	18	warm air via AHU Battery	Local / BMS Adjustable Sensor	Yes	Comfort Cooled Fresh Air	Central Supply and Extract	In line with SHTM 03-01	In line with SHTM 03-01		F7	43	41		500	n/a	10,000 - 100,000	A	80	Switch	Bed / Trolley 1.45m	See Guidance Notes	n/a	
		Disposal Hold				28	18	Adjacent Space Transfer Air	None	No	None	Central Dirty Extract	0	10	Negative	None	43	n/a		100	n/a	None	A	90	Presence detection	Floor 0m	See Guidance Notes	n/a	
		DSR				28	18	Adjacent Space Transfer Air	None	No	None	Central Dirty Extract	0	6	Negative	None	43	60		100	n/a	None	A	90	Presence detection	Floor 0m	See Guidance Notes	n/a	
		Resus Trolley bay				28	18	Adjacent Space Transfer Air	None	No	None	None	0	0	n/a	None	43	n/a		500	n/a	None	A	90	Switch	Bed / Trolley 1.45m	See Guidance Notes	n/a	
		Baby Feeding				25	18	Radiant Panels	Remote Sensor Adj.	No	None	Central Supply Air	5	0	Positive	G4	43	41		100	n/a	None	A	80	Presence detection	Floor 0m	See Guidance Notes	n/a	
		Nappy Change				25	18	Radiant Panels	Remote Sensor Adj.	No	None	Central Dirty Extract	0	10	Negative	None	43	41		100	n/a	None	A	80	Presence detection	Floor 0m	See Guidance Notes	n/a	
		Relatives Overnight Stay				28	20	Radiant Panels	Remote Sensor Adj.	Yes	Comfort Cooled Fresh Air	Central Supply and Extract	4	0	Positive	G4	43	41		100	n/a	None	A	80	Switch	Bed / Trolley 1.45m	See Guidance Notes	n/a	
		Pantry				28	18	Radiant Panels	Remote Sensor Adj.	Yes	Comfort Cooled Fresh Air	Central Supply and Extract	6	8	Negative	G4	43	41		300	n/a	None	A	80	Switch	Floor 0m	See Guidance Notes	n/a	
		Linen Bay				28	16	Adjacent Space Transfer Air	None	No	None	Central Extract	0	3	Negative	None	43	n/a		200	n/a	None	A	80	Presence detection	Floor 0m	See Guidance Notes	n/a	
		Multi Disciplinary Work Areas				25	18	Radiant Panels	Remote Sensor Adj.	Yes	Comfort Cooled Fresh Air	Central Supply and Extract	4	4	Balanced	G4	43	n/a		300	n/a	1000	A	80	Switch	Desk 0.75 to 0.85m	See Guidance Notes	n/a	
		Open Plan Office				25	18	Radiant Panels	Remote Sensor Adj.	Yes	Comfort Cooled Fresh Air	Central Supply and Extract	4	4	Balanced	G4	43	n/a		300	n/a	None	A	80	Switch	Desk 0.75 to 0.85m	See Guidance Notes	n/a	
		Equipment Decontamination				28	18	Radiant Panels	Remote Sensor Adj.	Yes	Comfort Cooled Fresh Air	Central Supply and Extract	7	10	Negative	G4	43	41		200	n/a	None	A	80	Presence detection	General working plane 1m	See Guidance Notes	n/a	
		Circulation Phone Booth				28	18	Radiant Panels	Remote Sensor Adj.	No	None	n/a	0	0	n/a	n/a	n/a	n/a		200	n/a	None	A	80	Presence detection	Floor 0m	See Guidance Notes	n/a	
		Recovery Bay / Recovery Room				28	20	Radiant Panels	Remote Sensor Adj.	Yes	Comfort Cooled Fresh Air	Central Supply and Extract	15	15	Balanced	G4	43	41		500	n/a	1000	A	80	Switch / Dimmer	Bed / Trolley 1.45m	See Guidance Notes	n/a	
		Staff Base				28	18	Radiant Panels	Remote Sensor Adj.	No	None	Central Supply and Extract	10 l/s per person	10 l/s per person	Balanced	G4	n/a	n/a		200/300	n/a	None	A	80	Switch / Dimmer	Desk 0.75 to 0.85m	See Guidance Notes	n/a	
Dept	Dept	Room Name	Qty	Room Function	ADB Code	Temp (max)	Temp (min)	Heating Type	Heating Control	Cooling (present)	Cooling (type)	Ventilation (type)	Supply (ach/hr)	Extract (ach/hr)	Relative pressure	Min filtration	Surface temp	Water temp	Safety Notes	Normal lux	Night lux	Local lux	Standby grade	Colour render	Control	Plane	Medical Location		
		Main Entrance Draught Lobby	2	10.0	Circulation Areas - Entrance Lobby	G0800-01	28	Not Controlled	Warm Air Door Curtain	BMS Adjustable Sensor	No	None	None	0	0	Balanced	None	n/a	n/a		200	n/a	None	A	80	Presence detection	Floor 0m	See Guidance Notes	n/a
		Parking Bay: 6 wheelchairs	1	4.0	Circulation Equipment Storage Bays	G0180-02	28	16	Adjacent Space Transfer Air	None	No	None	Central General Extract	0	3	Negative	None	43	n/a		200	n/a	None						

RHSC / DCN Environmental Matrix

Dept	Room Name	Qty	Room Function	ADB Code	Temp (max)	Temp (min)	Heating Type	Heating Control	Cooling (present)	Cooling (type)	Ventilation (type)	Supply (ach/hr)	Extract (ach/hr)	Relative pressure	Min filtration	Surface temp	Water temp	Safety Notes	Normal lux	Night lux	Local lux	Standby grade	Colour render	Control	Plane	Medical Location		
A1 Emergency Department	Nappy Change	1	4.0 Toilet	V1131	28	18	Adjacent Space Transfer Air	None	No	None	Central Dirty Extract	0	10	Negative	None	43	41		200	n/a	None	A	80	Presence detection	Floor 0m	See Guidance Notes	n/a	
	Baby Infant / Feeding Room	1	4.0 baby Feeding	S0012	25	18	Radiant Panels	Remote Sensor Adj.	No	None	Central Supply Air	5	0	Positive	G4	43	41		100	n/a	None	A	80	Presence detection	Floor 0m	See Guidance Notes	n/a	
	Triage Room	1	16.0 Consulting Room	X0242-03	28	18	Radiant Panels	Remote Sensor Adj.	Yes	Comfort Cooled Fresh Air	Central Supply and Extract	3	3	Balanced	G4	43	41		300	n/a	1000	A	80	Switch	Bed / Trolley 1.45m	See Guidance Notes	1	
	Treatment Room: Dual Access (Mental Health)	10	16.0 Treatment Room	X0242-04	28	18	Radiant Panels	Remote Sensor Adj.	Yes	Comfort Cooled Fresh Air	Central Supply Air	10	0	Positive	F7	43	41		500	n/a	1000	A	90	Switch	Bed / Trolley 1.45m	See Guidance Notes	n/a	
	Treatment Room: Single Access	4	14.0 Treatment Room	X0242-02	28	18	Radiant Panels	Remote Sensor Adj.	Yes	Comfort Cooled Fresh Air	Central Supply Air	10	0	Positive	F7	43	41		500	n/a	1000	A	90	Switch	Bed / Trolley 1.45m	See Guidance Notes	n/a	
	WC - Wheelchair accessible	2	4.5 Toilet	V0922	28	18	Adjacent Space Transfer Air	None	No	None	Central Dirty Extract	0	10	Negative	None	43	41		200	n/a	None	A	80	Presence detection	Floor 0m	See Guidance Notes	n/a	
	Plaster Suite (2 bays)	1	24.0 Consulting Room	X0206	28	18	Radiant Panels	Remote Sensor Adj.	Yes	Comfort Cooled Fresh Air	Central Supply and Extract	3	3	Balanced	G4	43	41		300	n/a	1000	A	80	Switch	Bed / Trolley 1.45m	See Guidance Notes	1	
	Store - Plaster	1	6.0 Storage Area Equipment	W1585-??	28	16	Radiant Panels	Remote Sensor Adj.	No	None	Central General Extract	0	3	Negative	None	43	n/a		200	n/a	None	A	80	Presence detection	Floor 0m	See Guidance Notes	n/a	
	Quiet Room	1	12.0 Cellular / Ward Offices	M0251	25	18	Radiant Panels	Remote Sensor Adj.	Yes	Comfort Cooled Fresh Air	Central Supply and Extract	4	4	Balanced	G4	43	n/a		300	n/a	None	A	80	Switch	Desk 0.75 to 0.85m	See Guidance Notes	n/a	
	Supplies Base	1	10.0 Storage Area Equipment	W1585-??	28	16	Radiant Panels	Remote Sensor Adj.	No	None	Central General Extract	0	3	Negative	None	43	n/a		200	n/a	None	A	80	Presence detection	Floor 0m	See Guidance Notes	n/a	
	Washdown Room	1	16.0 Dirty Utility	Y0431	28	18	Adjacent Space Transfer Air	None	No	None	Central Dirty Extract	0	6	Negative	None	43	41		200	n/a	None	A	80	Presence detection	Floor 0m	See Guidance Notes	n/a	
	General X-Ray Room	1	33.0 Diagnostic room	E0128	25	18	Warm Air - Reheat Battery	BMS Adjustable Sensor	Yes	Comfort Cooled Fresh Air	Central Supply and Extract	to suit location	to suit location	Balanced	F7	43	41		300	n/a	1000	A	80	Switch / Dimmer	General working plane 1m	See Guidance Notes	1	
	Consultant Psychiatrist / Psychologist Office	1	20.5 Cellular / Ward Offices	M0251	25	18	Radiant Panels	Remote Sensor Adj.	Yes	Comfort Cooled Fresh Air	Central Supply and Extract	4	4	Balanced	G4	43	n/a		300	n/a	None	A	80	Switch	Desk 0.75 to 0.85m	See Guidance Notes	n/a	
	Changing Cubicle	1	4.0 Changing Facilities	V0726	28	18	Radiant Panels	Remote Sensor Adj.	Yes	Comfort Cooled Fresh Air	Central Supply and Extract	6	10	positive to wc	G4	43	41		100	n/a	None	A	80	Presence detection	Floor 0m	See Guidance Notes	n/a	
	Resuscitation Room: 2 places	2	50.0 Resuscitation Bay	X0242-06	25	21	Radiant Panels	Remote Sensor Adj.	Yes	Comfort Cooled Fresh Air	Central Supply and Extract	10	6	Positive	G4	43	41		500	n/a	1000	A	80	Switch	Bed / Trolley 1.45m	See Guidance Notes	n/a	
	Sitting Room	1	16.0 Common room/staff room/lounge	D1120	28	18	Radiant Panels	Remote Sensor Adj.	Yes	Comfort Cooled Fresh Air	Central Supply and Extract	6	8	Negative	G4	43	41		300	n/a	None	A	80	Switch	Floor 0m	See Guidance Notes	n/a	
	WC - Wheelchair accessible	1	4.5 Toilet	V0922	28	18	Adjacent Space Transfer Air	None	No	None	Central Dirty Extract	0	10	Negative	None	43	41		200	n/a	None	A	80	Presence detection	Floor 0m	See Guidance Notes	n/a	
	Body Viewing Room	1	10.0 Body View	S0027-01	28	8	Radiant Panels	Remote Sensor Adj.	Yes	Ceiling Cassette - Specialist Cooling	Central Supply and Extract	4	6	Negative	G4	43	n/a		300	n/a	None	A	80	Switch / Dimmer	Floor 0m	See Guidance Notes	n/a	
	Laboratory - Near Patient Testing / Status	1	8.0 Laboratory	L1308	25	18	Radiant Panels	Remote Sensor Adj.	Yes	Ceiling Cassette - Chilled Water	Central Supply and Extract	6	6	Balanced	F7	43	60		500	n/a	None	A	80	Switch	Desk 0.75 to 0.85m	See Guidance Notes	n/a	
	Dirty Utility	1	11.0 Dirty Utility	Y0431	28	18	Adjacent Space Transfer Air	None	No	None	Central Dirty Extract	0	6	Negative	None	43	41		200	n/a	None	A	80	Presence detection	Floor 0m	See Guidance Notes	n/a	
	Pantry - Staff / Patient	1	5.0 Pantry	P0627	28	18	Radiant Panels	Remote Sensor Adj.	Yes	Comfort Cooled Fresh Air	Central Supply and Extract	6	8	Negative	G4	43	41		300	n/a	None	A	80	Switch	Floor 0m	See Guidance Notes	n/a	
	WC - Staff	2	3.0 Toilet	V1010-03	28	18	Adjacent Space Transfer Air	None	No	None	Central Dirty Extract	0	10	Negative	None	43	41		200	n/a	None	A	80	Presence detection	Floor 0m	See Guidance Notes	n/a	
	Staff Shower: ambulant	2	2.5 Bathroom	V1736	28	20	Adjacent Space Transfer Air	None	No	None	Central Dirty Extract	0	10	Negative	None	43	41		200	n/a	None	A	80	Presence detection	Floor 0m	See Guidance Notes	n/a	
	Male Staff Changing Room and Lockers: 20 places	1	11.5 Changing Facilities	V0726	28	18	Radiant Panels	Remote Sensor Adj.	Yes	Comfort Cooled Fresh Air	Central Supply and Extract	6	10	positive to wc	G4	43	41		100	n/a	None	A	80	Presence detection	Floor 0m	See Guidance Notes	n/a	
	Female Staff Changing and Lockers: 30 places	1	16.0 Changing Facilities	V0726	28	18	Radiant Panels	Remote Sensor Adj.	Yes	Comfort Cooled Fresh Air	Central Supply and Extract	6	10	positive to wc	G4	43	41		100	n/a	None	A	80	Presence detection	Floor 0m	See Guidance Notes	n/a	
	Beverage Bay	1	3.0 Tea Making	P0625	28	18	Adjacent Space Transfer Air	None	No	None	Central General Extract	0	5	Negative	None	43	41		200	n/a	None	A	80	switch	Floor 0m	See Guidance Notes	n/a	
	Secretary/Filing Office	1	18.0 Cellular / Ward Offices	M0251	25	18	Radiant Panels	Remote Sensor Adj.	Yes	Comfort Cooled Fresh Air	Central Supply and Extract	4	4	Balanced	G4	43	n/a		300	n/a	None	A	80	Switch	Desk 0.75 to 0.85m	See Guidance Notes	n/a	
	Ward Manager's Office	1	16.0 Cellular / Ward Offices	M0251	25	18	Radiant Panels	Remote Sensor Adj.	Yes	Comfort Cooled Fresh Air	Central Supply and Extract	4	4	Balanced	G4	43	n/a		300	n/a	None	A	80	Switch	Desk 0.75 to 0.85m	See Guidance Notes	n/a	
	Admin Office	1	20.5 Cellular / Ward Offices	M0251	25	18	Radiant Panels	Remote Sensor Adj.	Yes	Comfort Cooled Fresh Air	Central Supply and Extract	4	4	Balanced	G4	43	n/a		300	n/a	None	A	80	Switch	Desk 0.75 to 0.85m	See Guidance Notes	n/a	
	Interview/Meeting Room: 6 persons	1	9.0 Meeting Room	H1313-02	25	18	Radiant Panels	Remote Sensor Adj.	Yes	Ceiling Cassette - Chilled Water	Central Supply and Extract	10 l/s per person	10 l/s per person	Balanced	G4	43	n/a		300	n/a	None	A	80	Switch	Desk 0.75 to 0.85m	See Guidance Notes	n/a	
	Store - Equipment & Supplies	1	18.0 Storage Area Equipment	W1585	28	16	Radiant Panels	Remote Sensor Adj.	No	None	Central General Extract	0	3	Negative	None	43	n/a		200	n/a	None	A	80	Presence detection	Floor 0m	See Guidance Notes	n/a	
	Linen Bay (1 Trolley)	1	1.5 Linen Bay	W1594-01	28	16	Adjacent Space Transfer Air	None	No	None	Central Extract	0	3	Negative	None	43	n/a		200	n/a	None	A	80	Presence detection	Floor 0m	See Guidance Notes	n/a	
	Store - Stock & Sterile Supplies	1	18.0 Storage Area Equipment	W1585-??	28	16	Radiant Panels	Remote Sensor Adj.	No	None	Central General Extract	0	3	Negative	None	43	n/a		200	n/a	None	A	80	Presence detection	Floor 0m	See Guidance Notes	n/a	
	Store - Dispensing Drugs	1	8.0 Storage Area Equipment	W1585-??	28	16	Radiant Panels	Remote Sensor Adj.	No	None	Central General Extract	0	3	Negative	None	43	n/a		200	n/a	None	A	80	Presence detection	Floor 0m	See Guidance Notes	n/a	
	Store - Major Incident / Ambulance Equipment	1	6.0 Storage Area Equipment	W1585-??	28	16	Radiant Panels	Remote Sensor Adj.	No	None	Central General Extract	0	3	Negative	None	43	n/a		200	n/a	None	A	80	Presence detection	Floor 0m	See Guidance Notes	n/a	
	Store - Medical Gas Cylinders	1	3.0 Storage Area Med Gas	W1585-??	28	16	Frost protection	Room Thermostat	No	None	Natural ventilation	0	0	n/a	None	n/a	n/a		200	n/a	None	A	80	Presence detection	Floor 0m	See Guidance Notes	n/a	
	Disposal Hold	1	10.0 Disposal Hold	Y0646	28	18	Adjacent Space Transfer Air	None	No	None	Central Dirty Extract	0	10	Negative	None	43	n/a		100	n/a	None	A	90	Presence detection	Floor 0m	See Guidance Notes	n/a	
	DSR	1	7.0 DSR	Y1510	28	18	Adjacent Space Transfer Air	None	No	None	Central Dirty Extract	0	6	Negative	None	43	60		100	n/a	None	A	90	Presence detection	Floor 0m	See Guidance Notes	n/a	
	A2 Paediatric Acute Receiving Unit 34 Beds	4 Bed Room	1	63.0 Multi-bed Wards	B0405	25	18	Radiant Panels	Remote Sensor Adj.	Yes	Comfort Cooled Fresh Air	Natural and Central Supply Air	4	via ensuite	positive to ensuite	G4	43	41		100	5	300	A	80	switch / dimmer	Bed / Trolley 1.45m	See Guidance Notes	n/a
		En-suite wheelchair-accessible WC, Shower & wash	1	6.0 Bathroom	V1643	28	20	Adjacent Space Transfer Air	None	No	None	Central Dirty Extract	0	10	Negative	None	43	41		200	n/a	None	A	80	Presence detection	Floor 0m	See Guidance Notes	n/a
		Single Bedroom	6	17.0 Bedroom	B0305-01	25	18	Radiant Panels	Remote Sensor Adj.	Yes	Comfort Cooled Fresh Air	Natural & Central Supply Air	4	via ensuite	Balanced	G4	43	41		100	5	300	A	80	Switch / Dimmer	Bed / Trolley 1.45m	See Guidance Notes	1
		En-suite wheelchair-accessible WC, Shower & wash	6	4.5 Bathroom	V1643	28	20	Adjacent Space Transfer Air	None	No	None	Central Dirty Extract	0	10	Negative	None	43	41		200	n/a	None	A	80	Presence detection	Floor 0m	See Guidance Notes	n/a
		Reception/Staff Base	1	6.0 Reception	J0132-01	28	18	Radiant Panels	Remote Sensor Adj.	Yes	Comfort Cooled Fresh Air	Central Supply Air	4	4	Balanced	G4	43	n/a		300	n/a	None	A	80	Switch	Desk 0.75 to 0.85m	See Guidance Notes	n/a
		Touchdown Base	4	2.0 staff base	T0151	28	18	Radiant Panels	Remote Sensor Adj.	No	None	Central Supply and Extract	10l/s/per person	10l/s/per person	Balanced	G4	n/a	n/a		200/300	n/a	None	A	80	Switch / Dimmer	Desk 0.75 to 0.85m	See Guidance Notes	n/a
		Single Isolation Bed Room	1	17.0 Isolation Bedroom	B0308	25	21	Adjacent Space Transfer Air	BMS Adjustable Sensor	Yes	Comfort Cooled Fresh Air	Supply via lobby	10	0	Balanced	F7	43	41		100	5	300	A	80	Switch / Dimmer	Bed / Trolley 1.45m	See Guidance Notes	1
Isolation Bedroom Entrance Lobby		1	4.0 Isolation Lobby	G0510	25	18	Warm Air - Reheat Battery	Local / BMS Adjustable Sensor	Yes	Comfort Cooled Fresh Air	Central Supply	69	0	Positive	F7	43	n/a		200	n/a	None	A	80	Presence detection	Floor 0m	See Guidance Notes	n/a	
Single Bedroom (RHSC)		13	17.0 Bedroom	B0305-01	25	18	Radiant Panels	Remote Sensor Adj.	Yes	Comfort Cooled Fresh Air	Natural & Central Supply Air	4	via ensuite	Balanced	G4	43	41		100	5	300	A	80	Switch / Dimmer	Bed / Trolley 1.45m	See Guidance Notes	1	
En-suite wheelchair-accessible WC, Shower & wash		14	4.5 Bathroom	V1643	28	20	Adjacent Space Transfer Air	None	No	None	Central Dirty Extract	0	10	Negative	None	43	41		200	n/a	None	A	80	Presence detection	Floor 0m	See Guidance Notes	n/a	
4 Bed Room		2	58.5 Multi-bed Wards	B0405	25	18	Radiant Panels	Remote Sensor Adj.	Yes	Comfort Cooled Fresh Air	Natural and Central Supply Air	4	via ensuite	positive to ensuite	G4	43	41		100	5	300	A	80	switch / dimmer	Bed / Trolley 1.45m	See Guidance Notes	n/a	
En-suite wheelchair-accessible WC, Shower & wash		2	4.5 Bathroom	V1643	28	20	Adjacent Space Transfer Air	None	No	None	Central Dirty Extract	0	10	Negative	None	43	41		200	n/a	None	A	80	Presence detection	Floor 0m	See Guidance Notes	n/a	
Single Bedroom (RHSC)		2	17.0 Bedroom	B0305-01	25	18	Radiant Panels	Remote Sensor Adj.	Yes	Comfort Cooled Fresh Air	Natural & Central Supply Air	4	via ensuite	Balanced	G4	43	41		100	5	300	A	80	Switch / Dimmer	Bed / Trolley 1.45m	See Guidance Notes	1	
En-suite wheelchair-accessible WC, Shower & wash		2	4.5 Bathroom	V1643	28	20	Adjacent Space Transfer Air	None	No	None	Central Dirty Extract	0	10	Negative	None													

RHSC / DCN Environmental Matrix

Dept	Room Name	Qty	Room Function	ADB Code	Temp (max)	Temp (min)	Heating Type	Heating Control	Cooling (present)	Cooling (type)	Ventilation (type)	Supply (ach/hr)	Extract (ach/hr)	Relative pressure	Min filtration	Surface temp	Water temp	Safety Notes	Normal lux	Night lux	Local lux	Standby grade	Colour render	Control	Plane	Medical Location		
	Senior Academic Staff Office	6	11.0 Cellular / Ward Offices	M0251	25	18	Radiant Panels	Remote Sensor Adj.	Yes	Comfort Cooled Fresh Air	Central Supply and Extract	4	4	Balanced	G4	43	n/a	300	n/a	None	A	80	Switch	Desk 0.75 to 0.85m	See Guidance Notes	n/a		
	16 Person Office	1	80.0 Cellular / Ward Offices	M0251	25	18	Radiant Panels	Remote Sensor Adj.	Yes	Comfort Cooled Fresh Air	Central Supply and Extract	4	4	Balanced	G4	43	n/a	300	n/a	None	A	80	Switch	Desk 0.75 to 0.85m	See Guidance Notes	n/a		
	WC - Staff	2	3.0 Toilet	V1010-03	28	18	Adjacent Space Transfer Air	None	No	None	Central Dirty Extract	0	10	Negative	None	43	41	200	n/a	None	A	80	Presence detection	Floor 0m	See Guidance Notes	n/a		
	WC - Visitors	1	3.0 Toilet	V1010-02	28	18	Adjacent Space Transfer Air	None	No	None	Central Dirty Extract	0	10	Negative	None	43	41	200	n/a	None	A	80	Presence detection	Floor 0m	See Guidance Notes	n/a		
	Clean Utility	1	12.0 Clean Utility	T0101	28	18	Radiant Panels	Remote Sensor Adj.	Yes	Comfort Cooled Fresh Air	Central Supply Air	6	0	Positive	G4	43	41	150	n/a	None	A	80	Presence detection	General working plane 1m	See Guidance Notes	n/a		
	Dirty Utility	1	14.0 Dirty utility	Y0431	28	18	Adjacent Space Transfer Air	None	No	None	Central Dirty Extract	0	6	Negative	None	43	41	200	n/a	None	A	80	Presence detection	Floor 0m	See Guidance Notes	n/a		
	Pantry	1	10.0 Pantry	P0627	28	18	Radiant Panels	Remote Sensor Adj.	Yes	Comfort Cooled Fresh Air	Central Supply and Extract	6	8	Negative	G4	43	41	300	n/a	None	A	80	Switch	Floor 0m	See Guidance Notes	n/a		
	Resuscitation Trolley Bay	1	1.0 Resus Trolley bay	G0180-01	28	18	Adjacent Space Transfer Air	None	No	None	None	None	0	0	n/a	None	43	n/a	500	n/a	None	A	80	switch	Floor 0m	See Guidance Notes	n/a	
	Linen Bay (1 Trolley)	2	1.5 Storage Area Equipment	W1585-??	28	16	Radiant Panels	Remote Sensor Adj.	No	None	Central General Extract	0	3	Negative	None	43	n/a	200	n/a	None	A	80	Presence detection	Floor 0m	See Guidance Notes	n/a		
	Store - General	1	12.0 Storage Area Equipment	W1585	28	16	Radiant Panels	Remote Sensor Adj.	No	None	Central General Extract	0	3	Negative	None	43	n/a	200	n/a	None	A	80	Presence detection	Floor 0m	See Guidance Notes	n/a		
	Store - Equipment	1	6.0 Storage Area Equipment	W1585	28	16	Radiant Panels	Remote Sensor Adj.	No	None	Central General Extract	0	3	Negative	None	43	n/a	200	n/a	None	A	80	Presence detection	Floor 0m	See Guidance Notes	n/a		
	Hoist Bay	1	3.0 Circulation Equipment Storage Bays	G0180-03	28	16	Adjacent Space Transfer Air	None	No	None	Central General Extract	0	3	Negative	None	43	n/a	200	n/a	None	A	80	Presence detection	Floor 0m	See Guidance Notes	n/a		
	DSR	1	7.0 DSR	Y1510	28	18	Adjacent Space Transfer Air	None	No	None	Central Dirty Extract	0	6	Negative	None	43	60	100	n/a	None	A	90	Presence detection	Floor 0m	See Guidance Notes	n/a		
	Ward Kitchen	1	12.0 Ward Kitchen	P0627-01	28	18	Adjacent Space Transfer Air	None	Yes	Ceiling Cassette - Chilled Water	Central General Extract	0	6	Negative	G4	n/a	60	500	n/a	None	A	80	Switch	General working plane 1m	See Guidance Notes	n/a		
	Disposal Hold	1	10.0 Disposal Hold	Y0646	28	18	Adjacent Space Transfer Air	None	No	None	Central Dirty Extract	0	10	Negative	None	43	n/a	100	n/a	None	A	90	Presence detection	Floor 0m	See Guidance Notes	n/a		
	A3	PARU / Emergency / Radiology / Shared Support	Meeting / Case Conference Room	1	32.0 Meeting Room	H1313-03	25	18	Radiant Panels	Remote Sensor Adj.	Yes	Ceiling Cassette - Chilled Water	Central Supply and Extract	10 l/s per person	10 l/s per person	Balanced	G4	43	n/a	300	n/a	None	A	80	Switch	Desk 0.75 to 0.85m	See Guidance Notes	n/a
		Seminar & Training Room	1	32.0 Meeting Room	H1313-03	25	18	Radiant Panels	Remote Sensor Adj.	Yes	Ceiling Cassette - Chilled Water	Central Supply and Extract	10 l/s per person	10 l/s per person	Balanced	G4	43	n/a	300	n/a	None	A	80	Switch	Desk 0.75 to 0.85m	See Guidance Notes	n/a	
Staff Room		1	80.0 Common room/staff room/lounge	D0608-03	28	18	Radiant Panels	Remote Sensor Adj.	Yes	Comfort Cooled Fresh Air	Central Supply and Extract	6	8	Negative	G4	43	41	300	n/a	None	A	80	Switch	Floor 0m	See Guidance Notes	n/a		
B1	Waiting Area (Visitors)	1	16.5 Waiting Room	J0132-02	28	18	Radiant Panels	Remote Sensor Adj.	Yes	Comfort Cooled Fresh Air	Central Supply and Extract	5	5	Balanced	G4	43	n/a	300	n/a	None	A	80	Switch	Floor 0m	See Guidance Notes	n/a		
	WC - Wheelchair accessible	1	4.5 Toilet	V0922	28	18	Adjacent Space Transfer Air	None	No	None	Central Dirty Extract	0	10	Negative	None	43	41	200	n/a	None	A	80	Presence detection	Floor 0m	See Guidance Notes	n/a		
	Public Telephone Booth	1	2.0 Circulation Phone Booth	G0710	28	18	Adjacent Space Transfer Air	None	No	None	n/a	0	0	n/a	n/a	n/a	n/a	200	n/a	None	A	80	Presence detection	Floor 0m	See Guidance Notes	n/a		
	Reception	1	7.0 Reception	J0132-01	28	18	Radiant Panels	Remote Sensor Adj.	Yes	Comfort Cooled Fresh Air	Central Supply Air	4	4	Balanced	G4	43	n/a	300	n/a	None	A	80	Switch	Desk 0.75 to 0.85m	See Guidance Notes	n/a		
	Office - 4 person	1	20.0 Cellular / Ward Offices	M0251	25	18	Radiant Panels	Remote Sensor Adj.	Yes	Comfort Cooled Fresh Air	Central Supply and Extract	4	4	Balanced	G4	43	n/a	300	n/a	None	A	80	Switch	Desk 0.75 to 0.85m	See Guidance Notes	n/a		
	Staff Base	1	12.0 Cellular / Ward Offices	M0251	25	18	Radiant Panels	Remote Sensor Adj.	Yes	Comfort Cooled Fresh Air	Central Supply and Extract	4	4	Balanced	G4	43	n/a	300	n/a	None	A	80	Switch	Desk 0.75 to 0.85m	See Guidance Notes	n/a		
	Single Bed Isolation Cubicle	2	26.0 Isolation Bedroom	B1401-01	25	21	Adjacent Space Transfer Air	BMS Adjustable Sensor	Yes	Comfort Cooled Fresh Air	Supply via lobby	10	0	Balanced	F7	43	41	100	5	300	A	80	Switch / Dimmer	Bed / Trolley 1.45m	See Guidance Notes	1		
	Gowning Lobby	2	6.0 Isolation Lobby	G0510	25	18	Warm Air - Reheat Battery	Local / BMS Adjustable Sensor	Yes	Comfort Cooled Fresh Air	Central Supply	69	0	Positive	F7	43	n/a	200	n/a	None	A	80	Presence detection	Floor 0m	See Guidance Notes	n/a		
	Single Bed Cubicle	2	26.0 Bedroom	B1401	25	18	Radiant Panels	Remote Sensor Adj.	Yes	Comfort Cooled Fresh Air	Natural & Central Supply Air	4	via ensuite	Balanced	G4	43	41	100	5	300	A	80	Switch / Dimmer	Bed / Trolley 1.45m	See Guidance Notes	1		
	Open Plan Bay (4 beds)	1	104.0 Multi-bed Wards	B1609-01	25	18	Radiant Panels	Remote Sensor Adj.	Yes	Comfort Cooled Fresh Air	Natural and Central Supply Air	4	via ensuite	positive to ensuite	G4	43	41	100	5	300	A	80	switch / dimmer	Bed / Trolley 1.45m	See Guidance Notes	n/a		
	Staff Base	1	4.0 Cellular / Ward Offices	M0251	25	18	Radiant Panels	Remote Sensor Adj.	Yes	Comfort Cooled Fresh Air	Central Supply and Extract	4	4	Balanced	G4	43	n/a	300	n/a	None	A	80	Switch	Desk 0.75 to 0.85m	See Guidance Notes	n/a		
	Single Bed Cubicle	1	26.0 Bedroom	B1401	25	18	Radiant Panels	Remote Sensor Adj.	Yes	Comfort Cooled Fresh Air	Natural & Central Supply Air	4	via ensuite	Balanced	G4	43	41	100	5	300	A	80	Switch / Dimmer	Bed / Trolley 1.45m	See Guidance Notes	1		
	Single Bed Isolation Cubicle	1	26.0 Isolation Bedroom	B1401-01	25	21	Adjacent Space Transfer Air	BMS Adjustable Sensor	Yes	Comfort Cooled Fresh Air	Supply via lobby	10	0	Balanced	F7	43	41	100	5	300	A	80	Switch / Dimmer	Bed / Trolley 1.45m	See Guidance Notes	1		
	Gowning Lobby	1	6.0 Isolation Lobby	G0510	25	18	Warm Air - Reheat Battery	Local / BMS Adjustable Sensor	Yes	Comfort Cooled Fresh Air	Central Supply	69	0	Positive	F7	43	n/a	200	n/a	None	A	80	Presence detection	Floor 0m	See Guidance Notes	n/a		
	Open Plan Bay (4 beds)	1	80.0 Multi-bed Wards	B1609-01	25	18	Radiant Panels	Remote Sensor Adj.	Yes	Comfort Cooled Fresh Air	Natural and Central Supply Air	4	via ensuite	positive to ensuite	G4	43	41	100	5	300	A	80	switch / dimmer	Bed / Trolley 1.45m	See Guidance Notes	n/a		
	Patients' Assisted Bathroom	1	14.0 Bathroom	V1736	28	20	Adjacent Space Transfer Air	None	No	None	Central Dirty Extract	0	10	Negative	None	43	41	200	n/a	None	A	80	Presence detection	Floor 0m	See Guidance Notes	n/a		
	Staff Base	1	6.0 Cellular / Ward Offices	M0251	25	18	Radiant Panels	Remote Sensor Adj.	Yes	Comfort Cooled Fresh Air	Central Supply and Extract	4	4	Balanced	G4	43	n/a	300	n/a	None	A	80	Switch	Desk 0.75 to 0.85m	See Guidance Notes	n/a		
	Single Bed Cubicle	1	15.0 Bedroom	B1401	25	18	Radiant Panels	Remote Sensor Adj.	Yes	Comfort Cooled Fresh Air	Natural & Central Supply Air	4	via ensuite	Balanced	G4	43	41	100	5	300	A	80	Switch / Dimmer	Bed / Trolley 1.45m	See Guidance Notes	1		
	En-suite wheelchair-accessible WC, Shower & wash	1	4.5 Bathroom	V1643	28	20	Adjacent Space Transfer Air	None	No	None	Central Dirty Extract	0	10	Negative	None	43	41	200	n/a	None	A	80	Presence detection	Floor 0m	See Guidance Notes	n/a		
	Open Plan Bay (3 cots)	1	45.0 Multi-bed Wards	B1407-01	25	18	Radiant Panels	Remote Sensor Adj.	Yes	Comfort Cooled Fresh Air	Natural and Central Supply Air	4	via ensuite	positive to ensuite	G4	43	41	100	5	300	A	80	switch / dimmer	Bed / Trolley 1.45m	See Guidance Notes	n/a		
	Staff Base	1	4.0 Cellular / Ward Offices	M0251	25	18	Radiant Panels	Remote Sensor Adj.	Yes	Comfort Cooled Fresh Air	Central Supply and Extract	4	4	Balanced	G4	43	n/a	300	n/a	None	A	80	Switch	Desk 0.75 to 0.85m	See Guidance Notes	n/a		
	Single Cot Cubicle	1	26.0 Bedroom	B1421	25	18	Radiant Panels	Remote Sensor Adj.	Yes	Comfort Cooled Fresh Air	Natural & Central Supply Air	4	via ensuite	Balanced	G4	43	41	100	5	300	A	80	Switch / Dimmer	Bed / Trolley 1.45m	See Guidance Notes	1		
	Single Bed Isolation Cubicle	1	26.0 Isolation Bedroom	B1401-01	25	21	Adjacent Space Transfer Air	BMS Adjustable Sensor	Yes	Comfort Cooled Fresh Air	Supply via lobby	10	0	Balanced	F7	43	41	100	5	300	A	80	Switch / Dimmer	Bed / Trolley 1.45m	See Guidance Notes	1		
	Gowning Lobby	1	6.0 Isolation Lobby	G0510	25	18	Warm Air - Reheat Battery	Local / BMS Adjustable Sensor	Yes	Comfort Cooled Fresh Air	Central Supply	69	0	Positive	F7	43	n/a	200	n/a	None	A	80	Presence detection	Floor 0m	See Guidance Notes	n/a		
	Open Plan Bay (4 beds)	1	104.0 Multi-bed Wards	B1609-02	25	18	Radiant Panels	Remote Sensor Adj.	Yes	Comfort Cooled Fresh Air	Natural and Central Supply Air	4	via ensuite	positive to ensuite	G4	43	41	100	5	300	A	80	switch / dimmer	Bed / Trolley 1.45m	See Guidance Notes	n/a		
	Clean Utility	1	18.0 Clean Utility	T0101	28	18	Radiant Panels	Remote Sensor Adj.	Yes	Comfort Cooled Fresh Air	Central Supply Air	6	0	Positive	G4	43	41	150	n/a	None	A	80	Presence detection	General working plane 1m	See Guidance Notes	n/a		
	Clean Utility	1	8.0 Clean Utility	T0101	28	18	Radiant Panels	Remote Sensor Adj.	Yes	Comfort Cooled Fresh Air	Central Supply Air	6	0	Positive	G4	43	41	150	n/a	None	A	80	Presence detection	General working plane 1m	See Guidance Notes	n/a		
	Clean Utility	1	8.0 Clean Utility	T0101	28	18	Radiant Panels	Remote Sensor Adj.	Yes	Comfort Cooled Fresh Air	Central Supply Air	6	0	Positive	G4	43	41	150	n/a	None	A	80	Presence detection	General working plane 1m	See Guidance Notes	n/a		
	Dirty Utility	1	19.0 Dirty utility	Y0431	28	18	Adjacent Space Transfer Air	None	No	None	Central Dirty Extract	0	6	Negative	None	43	41	200	n/a	None	A	80	Presence detection	Floor 0m	See Guidance Notes	n/a		
	Dirty Utility	1	14.0 Dirty utility	Y0431	28	18	Adjacent Space Transfer Air	None	No	None	Central Dirty Extract	0	6	Negative	None	43	41	200	n/a	None	A	80	Presence detection	Floor 0m	See Guidance Notes	n/a		
	Laboratory	1	10.0 Laboratory	L1804	25	18	Radiant Panels	Remote Sensor Adj.	Yes	Ceiling Cassette - Chilled Water	Central Supply and Extract	6	6	Balanced	F7	43	60	500	n/a	None	A	80	Switch	Desk 0.75 to 0.85m	See Guidance Notes	n/a		
	Disposal Hold	1	10.0 Disposal Hold	Y0646	28	18	Adjacent Space Transfer Air	None	No	None	Central Dirty Extract	0	10	Negative	None	43	n/a	100	n/a	None	A	90	Presence detection	Floor 0m	See Guidance Notes	n/a		
DSR	1	7.0 DSR	Y1510	28	18	Adjacent Space Transfer Air	None	No	None	Central Dirty Extract	0	6	Negative	None	43	60	100	n/a	None	A	90	Presence detection	Floor 0m	See Guidance Notes	n/a			
Pantry / Milk Store	1	10.0 Pantry	P0627	28	18	Radiant Panels	Remote Sensor Adj.	Yes	Comfort Cooled Fresh Air	Central Supply and Extract	6	8	Negative	G4	43	41	300	n/a	None	A	80	Switch	Floor 0m	See Guidance Notes	n/a			
Baby Infant / Feeding Room	1	5.0 Baby Feeding	S0012	25	18	Radiant Panels	Remote Sensor Adj.	No	None	Central Supply Air	5	0	Positive	G4	43	41	100	n/a	None</									

RHSC / DCN Environmental Matrix

Dept	Room Name	Qty	Room Function	ADB Code	Temp (max)	Temp (min)	Heating Type	Heating Control	Cooling (present)	Cooling (type)	Ventilation (type)	Supply (ach/hr)	Extract (ach/hr)	Relative pressure	Min filtration	Surface temp	Water temp	Safety Notes	Normal lux	Night lux	Local lux	Standby grade	Colour render	Control	Plane	Medical Location	
	Relative Overnight Stay Room	2	Relatives Overnight Stay	D1311	28	20	Radiant Panels	Remote Sensor Adj.	Yes	Comfort Cooled Fresh Air	Central Supply and Extract	4	0	Positive	G4	43	41		100	n/a	None	A	80	Switch	Bed / Trolley 1.45m	See Guidance Notes	n/a
	En-suite wheelchair-accessible WC, Shower & wash	1	Bathroom	V1643	28	20	Adjacent Space Transfer Air	None	No	None	Central Dirty Extract	0	10	Negative	None	43	41		200	n/a	None	A	80	Presence detection	Floor 0m	See Guidance Notes	n/a
	En-suite wheelchair-accessible WC, Shower & wash	1	Bathroom	V1643	28	20	Adjacent Space Transfer Air	None	No	None	Central Dirty Extract	0	10	Negative	None	43	41		200	n/a	None	A	80	Presence detection	Floor 0m	See Guidance Notes	n/a
	Quiet / Interview Room	1	Meeting Room	M0724	25	18	Radiant Panels	Remote Sensor Adj.	Yes	Ceiling Cassette - Chilled Water	Central Supply and Extract	10 l/s per person	10 l/s per person	Balanced	G4	43	n/a		300	n/a	None	A	80	Switch	Desk 0.75 to 0.85m	See Guidance Notes	n/a
	Family Interview Room	1	Meeting Room	M0724	25	18	Radiant Panels	Remote Sensor Adj.	Yes	Ceiling Cassette - Chilled Water	Central Supply and Extract	10 l/s per person	10 l/s per person	Balanced	G4	43	n/a		300	n/a	None	A	80	Switch	Desk 0.75 to 0.85m	See Guidance Notes	n/a
	Bulk Supplies Store	1	Storage Area Equipment	W1585-??	28	16	Radiant Panels	Remote Sensor Adj.	No	None	Central General Extract	0	3	Negative	None	43	n/a		200	n/a	None	A	80	Presence detection	Floor 0m	See Guidance Notes	n/a
	Store - Equipment	1	Storage Area Equipment	W1585	28	16	Radiant Panels	Remote Sensor Adj.	No	None	Central General Extract	0	3	Negative	None	43	n/a		200	n/a	None	A	80	Presence detection	Floor 0m	See Guidance Notes	n/a
	Bed/Patient Chair / Buggy Storage	1	Storage Area Equipment	W1585-??	28	16	Radiant Panels	Remote Sensor Adj.	No	None	Central General Extract	0	3	Negative	None	43	n/a		200	n/a	None	A	80	Presence detection	Floor 0m	See Guidance Notes	n/a
	Retrieval Equipment Store	1	Storage Area Equipment	W1585-??	28	16	Radiant Panels	Remote Sensor Adj.	No	None	Central General Extract	0	3	Negative	None	43	n/a		200	n/a	None	A	80	Presence detection	Floor 0m	See Guidance Notes	n/a
	Equipment Service Room	1	Small Workshop	L1804	28	18	Radiant Panels	Remote Sensor Adj.	Yes	Comfort Cooled Fresh Air	Central Supply and Extract	4	6	Negative	G4	43	41		300	n/a	None	A	80	Switch	Desk 0.75 to 0.85m	See Guidance Notes	n/a
	Linen Bay (1 Trolley)	2	Linen Bay	W1594-01	28	16	Adjacent Space Transfer Air	None	No	None	Central Extract	0	3	Negative	None	43	n/a		200	n/a	None	A	80	Presence detection	Floor 0m	See Guidance Notes	n/a
	Gas Cylinder Store	2	Storage Area Med Gas	W1585-??	28	16	Frost protection	Room Thermostat	No	None	Natural ventilation	0	0	n/a	None	n/a	n/a		200	n/a	None	A	80	Presence detection	Floor 0m	See Guidance Notes	n/a
	Cardiac Echo/ECG Bay	1	Circulation Equipment Storage Bays	G0180-06	28	16	Adjacent Space Transfer Air	None	No	None	Central General Extract	0	3	Negative	None	43	n/a		200	n/a	None	A	80	Presence detection	Floor 0m	See Guidance Notes	n/a
	Mobile X-Ray / Ultrasound Bay	1	Circulation Equipment Storage Bays	G0180-06	28	16	Adjacent Space Transfer Air	None	No	None	Central General Extract	0	3	Negative	None	43	n/a		200	n/a	None	A	80	Presence detection	Floor 0m	See Guidance Notes	n/a
	X-Ray Processing	1	Diagnostic room	L1804	25	18	Warm Air - Reheat Battery	BMS Adjustable Sensor	Yes	Comfort Cooled	Central Supply and Extract	to suit location	to suit location	Balanced	F7	43	41		300	n/a	1000	A	80	Switch / Dimmer	General working plane 1m	See Guidance Notes	1
	Hoist Bay	1	Circulation Equipment Storage Bays	G0180-03	28	16	Adjacent Space Transfer Air	None	No	None	Central General Extract	0	3	Negative	None	43	n/a		200	n/a	None	A	80	Presence detection	Floor 0m	See Guidance Notes	n/a
	Resuscitation Trolley Bay	4	Circulation Equipment Storage Bays	G0180-01	28	16	Adjacent Space Transfer Air	None	No	None	Central General Extract	0	3	Negative	None	43	n/a		200	n/a	None	A	80	Presence detection	Floor 0m	See Guidance Notes	n/a
	On call consultant	1	Cellular / Ward Offices	M0251	25	18	Radiant Panels	Remote Sensor Adj.	Yes	Comfort Cooled Fresh Air	Central Supply and Extract	4	4	Balanced	G4	43	n/a		300	n/a	None	A	80	Switch	Desk 0.75 to 0.85m	See Guidance Notes	n/a
	Retrieval Team	1	Cellular / Ward Offices	M0251	25	18	Radiant Panels	Remote Sensor Adj.	Yes	Comfort Cooled Fresh Air	Central Supply and Extract	4	4	Balanced	G4	43	n/a		300	n/a	None	A	80	Switch	Desk 0.75 to 0.85m	See Guidance Notes	n/a
	Senior Nursing Office	1	Cellular / Ward Offices	M0251	25	18	Radiant Panels	Remote Sensor Adj.	Yes	Comfort Cooled Fresh Air	Central Supply and Extract	4	4	Balanced	G4	43	n/a		300	n/a	None	A	80	Switch	Desk 0.75 to 0.85m	See Guidance Notes	n/a
	Multidisciplinary Work Area PICU	1	Multi Disciplinary Work Areas	M0254	25	18	Radiant Panels	Remote Sensor Adj.	Yes	Comfort Cooled Fresh Air	Central Supply and Extract	4	4	Balanced	G4	43	n/a		300	n/a	1000	A	80	Switch	Desk 0.75 to 0.85m	See Guidance Notes	n/a
	Multidisciplinary Work Area HDU	1	Multi Disciplinary Work Areas	M0254	25	18	Radiant Panels	Remote Sensor Adj.	Yes	Comfort Cooled Fresh Air	Central Supply and Extract	4	4	Balanced	G4	43	n/a		300	n/a	1000	A	80	Switch	Desk 0.75 to 0.85m	See Guidance Notes	n/a
	Seminar Room	1	Meeting Room	H1313-03	25	18	Radiant Panels	Remote Sensor Adj.	Yes	Ceiling Cassette - Chilled Water	Central Supply and Extract	10 l/s per person	10 l/s per person	Balanced	G4	43	n/a		300	n/a	None	A	80	Switch	Desk 0.75 to 0.85m	See Guidance Notes	n/a
	IPS Room	1	IPS Room	Engineering	Manufacturer Dependant	Manufacturer Dependant	None	None	No	None	Central General Extract	0	3	Negative	None	43	n/a	0	n/a	n/a	None	A	80	Presence detection	Floor 0m	See Guidance Notes	n/a
	IPS Room	1	IPS Room	Engineering	Manufacturer Dependant	Manufacturer Dependant	None	None	No	None	Central General Extract	0	3	Negative	None	43	n/a	0	n/a	n/a	None	A	80	Presence detection	Floor 0m	See Guidance Notes	n/a
	Staff Room	1	Common room/staff room/lounge	D0608-03	28	18	Radiant Panels	Remote Sensor Adj.	Yes	Comfort Cooled Fresh Air	Central Supply and Extract	6	8	Negative	G4	43	41		300	n/a	None	A	80	Switch	Floor 0m	See Guidance Notes	n/a
	Reception / Staff Base	1	Reception	J0132-01	28	18	Radiant Panels	Remote Sensor Adj.	Yes	Comfort Cooled Fresh Air	Central Supply Air	4	4	Balanced	G4	43	n/a		300	n/a	None	A	80	Switch	Desk 0.75 to 0.85m	See Guidance Notes	n/a
	Single Bedroom	5	Bedroom	B0305-01	25	18	Radiant Panels	Remote Sensor Adj.	Yes	Comfort Cooled Fresh Air	Natural & Central Supply Air	4	via ensuite	Balanced	G4	43	41		100	5	300	A	80	Switch / Dimmer	Bed / Trolley 1.45m	See Guidance Notes	1
	Single Isolation Bedroom	3	Isolation Bedroom	B0308	25	21	Adjacent Space Transfer Air	BMS Adjustable Sensor	Yes	Comfort Cooled Fresh Air	Supply via lobby	10	0	Balanced	F7	43	41		100	5	300	A	80	Switch / Dimmer	Bed / Trolley 1.45m	See Guidance Notes	1
	Isolation Bedroom Entrance Lobby	3	Isolation Lobby	G0510	25	18	Warm Air - Reheat Battery	Local / BMS Adjustable Sensor	Yes	Comfort Cooled Fresh Air	Central Supply	69	0	Positive	F7	43	n/a		200	n/a	None	A	80	Presence detection	Floor 0m	See Guidance Notes	n/a
	En-suite wheelchair-accessible WC, Shower & wash	8	Bathroom	V1643	28	20	Adjacent Space Transfer Air	None	No	None	Central Dirty Extract	0	10	Negative	None	43	41		200	n/a	None	A	80	Presence detection	Floor 0m	See Guidance Notes	n/a
	4 Bed Room	2	Multi-bed Wards	B0405	25	18	Radiant Panels	Remote Sensor Adj.	Yes	Comfort Cooled Fresh Air	Natural and Central Supply Air	4	via ensuite	positive to ensuite	G4	43	41		100	5	300	A	80	switch / dimmer	Bed / Trolley 1.45m	See Guidance Notes	n/a
	WC	2	Toilet	V1010	28	18	Adjacent Space Transfer Air	None	No	None	Central Dirty Extract	0	10	Negative	None	43	41		200	n/a	None	A	80	Presence detection	Floor 0m	See Guidance Notes	n/a
	En-suite wheelchair-accessible WC, Shower & wash	2	Bathroom	V1643	28	20	Adjacent Space Transfer Air	None	No	None	Central Dirty Extract	0	10	Negative	None	43	41		200	n/a	None	A	80	Presence detection	Floor 0m	See Guidance Notes	n/a
	Single Bedroom (RHSC)	3	Bedroom	B0305-01	25	18	Radiant Panels	Remote Sensor Adj.	Yes	Comfort Cooled Fresh Air	Natural & Central Supply Air	4	via ensuite	Balanced	G4	43	41		100	5	300	A	80	Switch / Dimmer	Bed / Trolley 1.45m	See Guidance Notes	1
	Single Isolation Bedroom (RHSC)	1	Isolation Bedroom	B0308	25	21	Adjacent Space Transfer Air	BMS Adjustable Sensor	Yes	Comfort Cooled Fresh Air	Supply via lobby	10	0	Balanced	F7	43	41		100	5	300	A	80	Switch / Dimmer	Bed / Trolley 1.45m	See Guidance Notes	1
	Isolation Bedroom Entrance Lobby	1	Isolation Lobby	G0510	25	18	Warm Air - Reheat Battery	Local / BMS Adjustable Sensor	Yes	Comfort Cooled Fresh Air	Central Supply	69	0	Positive	F7	43	n/a		200	n/a	None	A	80	Presence detection	Floor 0m	See Guidance Notes	n/a
	En-suite trolley shower	4	Bathroom	V1643	28	20	Adjacent Space Transfer Air	None	No	None	Central Dirty Extract	0	10	Negative	None	43	41		200	n/a	None	A	80	Presence detection	Floor 0m	See Guidance Notes	n/a
	Sitting Room / Lounge	1	Common room/staff room/lounge	D1120	28	18	Radiant Panels	Remote Sensor Adj.	Yes	Comfort Cooled Fresh Air	Central Supply and Extract	6	8	Negative	G4	43	41		300	n/a	None	A	80	Switch	Floor 0m	See Guidance Notes	n/a
	Single Bedroom	3	Bedroom	B0305-01	25	18	Radiant Panels	Remote Sensor Adj.	Yes	Comfort Cooled Fresh Air	Natural & Central Supply Air	4	via ensuite	Balanced	G4	43	41		100	5	300	A	80	Switch / Dimmer	Bed / Trolley 1.45m	See Guidance Notes	1
	En-suite wheelchair-accessible WC, Shower & wash	3	Bathroom	V1643	28	20	Adjacent Space Transfer Air	None	No	None	Central Dirty Extract	0	10	Negative	None	43	41		200	n/a	None	A	80	Presence detection	Floor 0m	See Guidance Notes	n/a
	Patients' Assisted Bathroom	1	Bathroom	V1736	28	20	Adjacent Space Transfer Air	None	No	None	Central Dirty Extract	0	10	Negative	None	43	41		200	n/a	None	A	80	Presence detection	Floor 0m	See Guidance Notes	n/a
	Treatment Room	1	Treatment Room	X0105	28	18	Radiant Panels	Remote Sensor Adj.	Yes	Comfort Cooled Fresh Air	Central Supply Air	10	0	Positive	F7	43	41		500	n/a	1000	A	90	Switch	Bed / Trolley 1.45m	See Guidance Notes	n/a
	Clean Utility	1	Clean Utility	T0101	28	18	Radiant Panels	Remote Sensor Adj.	Yes	Comfort Cooled Fresh Air	Central Supply Air	6	0	Positive	G4	43	41		150	n/a	None	A	80	Presence detection	General working plane 1m	See Guidance Notes	n/a
	Resuscitation Trolley Bay	1	Resus Trolley bay	G0180-01	28	18	Adjacent Space Transfer Air	None	No	None	None	0	0	n/a	None	43	n/a		500	n/a	None	A	90	Switch	Bed / Trolley 1.45m	See Guidance Notes	n/a
	Dirty Utility	1	Dirty Utility	Y0431	28	18	Adjacent Space Transfer Air	None	No	None	Central Dirty Extract	0	6	Negative	None	43	41		200	n/a	None	A	80	Presence detection	Floor 0m	See Guidance Notes	n/a
	Touchdown Base	2	staff base	T0151	28	18	Radiant Panels	Remote Sensor Adj.	No	None	Central Supply and Extract	10 l/s per person	10 l/s per person	Balanced	G4	n/a	n/a		200/300	n/a	None	A	80	Switch / Dimmer	Desk 0.75 to 0.85m	See Guidance Notes	n/a
	Ward Management Office	1	Cellular / Ward Offices	M0251	25	18	Radiant Panels	Remote Sensor Adj.	Yes	Comfort Cooled Fresh Air	Central Supply and Extract	4	4	Balanced	G4	43	n/a		300	n/a	None	A	80	Switch	Desk 0.75 to 0.85m	See Guidance Notes	n/a
	Multi-disciplinary Office	1	Multi Disciplinary Work Areas	M0254	25	18	Radiant Panels	Remote Sensor Adj.	Yes	Comfort Cooled Fresh Air	Central Supply and Extract	4	4	Balanced	G4	43	n/a		300	n/a	None	A	80	Switch	Desk 0.75 to 0.85m	See Guidance Notes	n/a
	Patient Interview Room	1	Meeting Room	M0724	25	18	Radiant Panels	Remote Sensor Adj.	Yes	Ceiling Cassette - Chilled Water	Central Supply and Extract	10 l/s per person	10 l/s per person	Balanced	G4	43	n/a		300	n/a	None	A	80	Switch	Desk 0.75 to 0.85m	See Guidance Notes	n/a
	WC - Staff	2	Toilet	V1010-03	28	18	Adjacent Space Transfer Air	None	No	None	Central Dirty Extract	0	10	Negative	None	43	41		200	n/a	None	A	80	Presence detection	Floor 0m	See Guidance Notes	n/a
	WC - Visitors	1	Toilet	V1010-02	28	18	Adjacent Space Transfer Air	None	No																		

RHSC / DCN Environmental Matrix

Dept	Dept	Room Name	Qty	Room Function	ADB Code	Temp (max)	Temp (min)	Heating Type	Heating Control	Cooling (present)	Cooling (type)	Ventilation (type)	Supply (ach/hr)	Extract (ach/hr)	Relative pressure	Min filtration	Surface temp	Water temp	Safety Notes	Normal lux	Night lux	Local lux	Standby grade	Colour render	Control	Plane	Medical Location	
		Store - Equipment	1	10.0	Storage Area Equipment	W1585	28	16	Radiant Panels	Remote Sensor Adj.	No	None	Central General Extract	0	3	Negative	None	43	n/a	200	n/a	None	A	80	Presence detection	Floor 0m	See Guidance Notes	n/a
		Hoist Bay	1	3.0	Circulation Equipment Storage Bays	G0180-03	28	16	Adjacent Space Transfer Air	None	No	None	Central General Extract	0	3	Negative	None	43	n/a	200	n/a	None	A	80	Presence detection	Floor 0m	See Guidance Notes	n/a
		Disposal Hold	1	10.0	Disposal Hold	Y0646	28	18	Adjacent Space Transfer Air	None	No	None	Central Dirty Extract	0	10	Negative	None	43	n/a	100	n/a	None	A	90	Presence detection	Floor 0m	See Guidance Notes	n/a
		Ward kitchen	1	12.0	Ward Kitchen	P0627-01	28	18	Adjacent Space Transfer Air	None	Yes	Ceiling Cassette - Chilled Water	Central General Extract	0	6	Negative	G4	n/a	60	500	n/a	None	A	80	Switch	General working plane 1m	See Guidance Notes	n/a
		Mobile X-Ray/Ultrasound Bay	1	4.0	Circulation Equipment Storage Bays	G0180-06	28	16	Adjacent Space Transfer Air	None	No	None	Central General Extract	0	3	Negative	None	43	n/a	200	n/a	None	A	80	Presence detection	Floor 0m	See Guidance Notes	n/a
		IPS Room	1	1.8	IPS Room	Engineering	Manufacturer Dependant	Manufacturer Dependant	None	None	No	None	Central General Extract	0	3	Negative	None	43	n/a	0	n/a	None	A	80	Presence detection	Floor 0m	See Guidance Notes	n/a
		DSR	1	7.0	DSR	Y1510	28	18	Adjacent Space Transfer Air	None	No	None	Central Dirty Extract	0	6	Negative	None	43	60	100	n/a	None	A	90	Presence detection	Floor 0m	See Guidance Notes	n/a
		Reception / Staff Base	1	3.0	Reception	J0132-01	28	18	Radiant Panels	Remote Sensor Adj.	Yes	Comfort Cooled Fresh Air	Central Supply Air	4	4	Balanced	G4	43	n/a	300	n/a	None	A	80	Switch	Desk 0.75 to 0.85m	See Guidance Notes	n/a
		Single Bedroom	2	17.0	Bedroom	B0305-01	25	18	Radiant Panels	Remote Sensor Adj.	Yes	Comfort Cooled Fresh Air	Natural & Central Supply Air	4	via ensuite	Balanced	G4	43	41	100	5	300	A	80	Switch / Dimmer	Bed / Trolley 1.45m	See Guidance Notes	1
		En-suite wheelchair-accessible WC, Shower & wash	2	4.5	Bathroom	V1643	28	20	Adjacent Space Transfer Air	None	No	None	Central Dirty Extract	0	10	Negative	None	43	41	200	n/a	None	A	80	Presence detection	Floor 0m	See Guidance Notes	n/a
		4 Bed Room	2	58.5	Multi-bed Wards	B0405	25	18	Radiant Panels	Remote Sensor Adj.	Yes	Comfort Cooled Fresh Air	Natural and Central Supply Air	4	via ensuite	positive to ensuite	G4	43	41	100	5	300	A	80	switch / dimmer	Bed / Trolley 1.45m	See Guidance Notes	n/a
		WC	2	4.5	Toilet	V1010	28	18	Adjacent Space Transfer Air	None	No	None	Central Dirty Extract	0	10	Negative	None	43	41	200	n/a	None	A	80	Presence detection	Floor 0m	See Guidance Notes	n/a
		Wetroom	1	14.0	Bathroom	V1736	28	20	Adjacent Space Transfer Air	None	No	None	Central Dirty Extract	0	10	Negative	None	43	41	200	n/a	None	A	80	Presence detection	Floor 0m	See Guidance Notes	n/a
		Single Bedroom (RHSC)	5	17.0	Bedroom	B0305-01	25	18	Radiant Panels	Remote Sensor Adj.	Yes	Comfort Cooled Fresh Air	Natural & Central Supply Air	4	via ensuite	Balanced	G4	43	41	100	5	300	A	80	Switch / Dimmer	Bed / Trolley 1.45m	See Guidance Notes	1
		En-suite wheelchair-accessible WC, Shower & wash	5	4.5	Bathroom	V1643	28	20	Adjacent Space Transfer Air	None	No	None	Central Dirty Extract	0	10	Negative	None	43	41	200	n/a	None	A	80	Presence detection	Floor 0m	See Guidance Notes	n/a
		Discharge Lounge	1	20.0	Common room/staff room/lounge	D1135	28	18	Radiant Panels	Remote Sensor Adj.	Yes	Comfort Cooled Fresh Air	Central Supply and Extract	6	8	Negative	G4	43	41	300	n/a	None	A	80	Switch	Floor 0m	See Guidance Notes	n/a
		Patients' Assisted Bathroom	1	14.0	Bathroom	V1736	28	20	Adjacent Space Transfer Air	None	No	None	Central Dirty Extract	0	10	Negative	None	43	41	200	n/a	None	A	80	Presence detection	Floor 0m	See Guidance Notes	n/a
		Treatment Room	1	16.0	Treatment Room	X0105	28	18	Radiant Panels	Remote Sensor Adj.	Yes	Comfort Cooled Fresh Air	Central Supply Air	10	0	Positive	F7	43	41	500	n/a	1000	A	90	Switch	Bed / Trolley 1.45m	See Guidance Notes	n/a
		Clean Utility	1	12.0	Clean Utility	T0101	28	18	Radiant Panels	Remote Sensor Adj.	Yes	Comfort Cooled Fresh Air	Central Supply Air	6	0	Positive	G4	43	41	150	n/a	None	A	80	Presence detection	General working plane 1m	See Guidance Notes	n/a
		Resuscitation Trolley Bay	1	1.0	Resus Trolley bay	G0180-01	28	18	Adjacent Space Transfer Air	None	No	None	None	0	0	n/a	None	43	n/a	500	n/a	None	A	90	Switch	Bed / Trolley 1.45m	See Guidance Notes	n/a
		Dirty Utility	1	14.0	Dirty utility	Y0431	28	18	Adjacent Space Transfer Air	None	No	None	Central Dirty Extract	0	6	Negative	None	43	41	200	n/a	None	A	80	Presence detection	Floor 0m	See Guidance Notes	n/a
		Touchdown Base	1	3.0	staff base	T0151	28	18	Radiant Panels	Remote Sensor Adj.	No	None	Central Supply and Extract	10l/s per person	10l/s per person	Balanced	G4	n/a	n/a	200/300	n/a	None	A	80	Switch / Dimmer	Desk 0.75 to 0.85m	See Guidance Notes	n/a
		Ward Management Office	1	10.0	Cellular / Ward Offices	M0251	25	18	Radiant Panels	Remote Sensor Adj.	Yes	Comfort Cooled Fresh Air	Central Supply and Extract	4	4	Balanced	G4	43	n/a	300	n/a	None	A	80	Switch	Desk 0.75 to 0.85m	See Guidance Notes	n/a
		Multi-Disciplinary Office	1	18.0	Multi Disciplinary Work Areas	M0254	25	18	Radiant Panels	Remote Sensor Adj.	Yes	Comfort Cooled Fresh Air	Central Supply and Extract	4	4	Balanced	G4	43	n/a	300	n/a	None	A	80	Switch	Desk 0.75 to 0.85m	See Guidance Notes	n/a
		Patient Interview Room	1	9.0	Meeting Room	M0724	25	18	Radiant Panels	Remote Sensor Adj.	Yes	Ceiling Cassette - Chilled Water	Central Supply and Extract	10 l/s per person	10 l/s per person	Balanced	G4	43	n/a	300	n/a	None	A	80	Switch	Desk 0.75 to 0.85m	See Guidance Notes	n/a
		WC - Staff	2	3.0	Toilet	V1010-03	28	18	Adjacent Space Transfer Air	None	No	None	Central Dirty Extract	0	10	Negative	None	43	41	200	n/a	None	A	80	Presence detection	Floor 0m	See Guidance Notes	n/a
		WC - Visitors	1	3.0	Toilet	V1010-02	28	18	Adjacent Space Transfer Air	None	No	None	Central Dirty Extract	0	10	Negative	None	43	41	200	n/a	None	A	80	Presence detection	Floor 0m	See Guidance Notes	n/a
		Dining / Play Room	1	13.0	Eating/Drinking	D0608-01	28	18	Radiant Panels	Remote Sensor Adj.	Yes	Comfort Cooled Fresh Air	Central Supply and Extract	10 l/s per person	10 l/s per person	Balanced	G4	43	41	300	n/a	None	A	80	Switch	Floor 0m	See Guidance Notes	n/a
		Pantry	1	8.0	Pantry	P0627	28	18	Radiant Panels	Remote Sensor Adj.	Yes	Comfort Cooled Fresh Air	Central Supply and Extract	6	8	Negative	G4	43	41	300	n/a	None	A	80	Switch	Floor 0m	See Guidance Notes	n/a
		Linen Bay (1 Trolley)	1	1.5	Linen Bay	W1594-01	28	16	Adjacent Space Transfer Air	None	No	None	Central Extract	0	3	Negative	None	43	n/a	200	n/a	None	A	80	Presence detection	Floor 0m	See Guidance Notes	n/a
		Store - back up clothing	1	4.0	Storage Area Equipment	W1585-??	28	16	Radiant Panels	Remote Sensor Adj.	No	None	Central General Extract	0	3	Negative	None	43	n/a	200	n/a	None	A	80	Presence detection	Floor 0m	See Guidance Notes	n/a
		Store - General	1	12.0	Storage Area Equipment	W1585	28	16	Radiant Panels	Remote Sensor Adj.	No	None	Central General Extract	0	3	Negative	None	43	n/a	200	n/a	None	A	80	Presence detection	Floor 0m	See Guidance Notes	n/a
		Store - Equipment	1	10.0	Storage Area Equipment	W1585	28	16	Radiant Panels	Remote Sensor Adj.	No	None	Central General Extract	0	3	Negative	None	43	n/a	200	n/a	None	A	80	Presence detection	Floor 0m	See Guidance Notes	n/a
		Hoist Bay	1	3.0	Circulation Equipment Storage Bays	G0180-03	28	16	Adjacent Space Transfer Air	None	No	None	Central General Extract	0	3	Negative	None	43	n/a	200	n/a	None	A	80	Presence detection	Floor 0m	See Guidance Notes	n/a
		Disposal Hold	1	10.0	Disposal Hold	Y0646	28	18	Adjacent Space Transfer Air	None	No	None	Central Dirty Extract	0	10	Negative	None	43	n/a	100	n/a	None	A	90	Presence detection	Floor 0m	See Guidance Notes	n/a
		Ward kitchen	1	12.0	Ward Kitchen	P0627-01	28	18	Adjacent Space Transfer Air	None	Yes	Ceiling Cassette - Chilled Water	Central General Extract	0	6	Negative	G4	n/a	60	500	n/a	None	A	80	Switch	General working plane 1m	See Guidance Notes	n/a
		DSR	1	7.0	DSR	Y1510	28	18	Adjacent Space Transfer Air	None	No	None	Central Dirty Extract	0	6	Negative	None	43	60	100	n/a	None	A	90	Presence detection	Floor 0m	See Guidance Notes	n/a
		Reception / Staff Base	1	3.0	Reception	J0132-01	28	18	Radiant Panels	Remote Sensor Adj.	Yes	Comfort Cooled Fresh Air	Central Supply Air	4	4	Balanced	G4	43	n/a	300	n/a	None	A	80	Switch	Desk 0.75 to 0.85m	See Guidance Notes	n/a
		Waiting Area	1	10.0	Waiting Room	J0132-02	28	18	Radiant Panels	Remote Sensor Adj.	Yes	Comfort Cooled Fresh Air	Central Supply and Extract	5	5	Balanced	G4	43	n/a	300	n/a	None	A	80	Switch	Floor 0m	See Guidance Notes	n/a
		Single Bedroom (RHSC)	3	17.0	Bedroom	B0305-01	25	18	Radiant Panels	Remote Sensor Adj.	Yes	Comfort Cooled Fresh Air	Natural & Central Supply Air	4	via ensuite	Balanced	G4	43	41	100	5	300	A	80	Switch / Dimmer	Bed / Trolley 1.45m	See Guidance Notes	1
		Single Isolation Bedroom (RHSC)	1	17.0	Isolation Bedroom	B0308	25	21	Adjacent Space Transfer Air	BMS Adjustable Sensor	Yes	Comfort Cooled Fresh Air	Supply via lobby	10	0	Balanced	F7	43	41	100	5	300	A	80	Switch / Dimmer	Bed / Trolley 1.45m	See Guidance Notes	1
		Isolation Bedroom Entrance Lobby	1	4.0	Isolation Lobby	G0510	25	18	Warm Air - Reheat Battery	Local / BMS Adjustable Sensor	Yes	Comfort Cooled Fresh Air	Central Supply	69	0	Positive	F7	43	n/a	200	n/a	None	A	80	Presence detection	Floor 0m	See Guidance Notes	n/a
		En-suite wheelchair-accessible WC, Shower & wash	4	4.5	Bathroom	V1643	28	20	Adjacent Space Transfer Air	None	No	None	Central Dirty Extract	0	10	Negative	None	43	41	200	n/a	None	A	80	Presence detection	Floor 0m	See Guidance Notes	n/a
		4 Bed Room	2	58.5	Multi-bed Wards	B0405	25	18	Radiant Panels	Remote Sensor Adj.	Yes	Comfort Cooled Fresh Air	Natural and Central Supply Air	4	via ensuite	positive to ensuite	G4	43	41	100	5	300	A	80	switch / dimmer	Bed / Trolley 1.45m	See Guidance Notes	n/a
		Wetroom	1	14.0	Bathroom	V1736	28	20	Adjacent Space Transfer Air	None	No	None	Central Dirty Extract	0	10	Negative	None	43	41	200	n/a	None	A	80	Presence detection	Floor 0m	See Guidance Notes	n/a
		Patients' Assisted Bathroom	1	14.0	Bathroom	V1736	28	20	Adjacent Space Transfer Air	None	No	None	Central Dirty Extract	0	10	Negative	None	43	41	200	n/a	None	A	80	Presence detection	Floor 0m	See Guidance Notes	n/a
		Treatment Room	1	16.0	Treatment Room	X0105	28	18	Radiant Panels	Remote Sensor Adj.	Yes	Comfort Cooled Fresh Air	Central Supply Air	10	0	Positive	F7	43	41	500	n/a	1000	A	90	Switch	Bed / Trolley 1.45m	See Guidance Notes	n/a
		Clean Utility	1	12.0	Clean Utility	T0101	28	18	Radiant Panels	Remote Sensor Adj.	Yes	Comfort Cooled Fresh Air	Central Supply Air	6	0	Positive	G4	43	41	150	n/a	None	A	80	Presence detection	General working plane 1m	See Guidance Notes	n/a
		Resuscitation Trolley Bay	1	1.0	Resus Trolley bay	G0180-01	28	18	Adjacent Space Transfer Air	None	No	None	None	0	0	n/a	None	43	n/a	500	n/a	None	A	90	Switch	Bed / Trolley 1.45m	See Guidance Notes	n/a
		Dirty Utility	1	14.0	Dirty utility	Y0431	28	18	Adjacent Space Transfer Air	None	No	None	Central Dirty Extract	0	6	Negative	None	43	41	200	n/a	None	A	80	Presence detection	Floor 0m	See Guidance Notes	n/a
</																												

RHSC / DCN Environmental Matrix

Dept	Dept	Room Name	Qty	Room Function	ADB Code	Temp (max)	Temp (min)	Heating Type	Heating Control	Cooling (present)	Cooling (type)	Ventilation (type)	Supply (ach/hr)	Extract (ach/hr)	Relative pressure	Min filtration	Surface temp	Water temp	Safety Notes	Normal lux	Night lux	Local lux	Standby grade	Colour render	Control	Plane	Medical Location		
		Store - General	1	16.0	Storage Area Equipment	W1585	28	16	Radiant Panels	Remote Sensor Adj.	No	None	Central General Extract	0	3	Negative	None	43	n/a		200	n/a	None	A	80	Presence detection	Floor 0m	See Guidance Notes	n/a
		Store - Equipment	1	10.0	Storage Area Equipment	W1585	28	16	Radiant Panels	Remote Sensor Adj.	No	None	Central General Extract	0	3	Negative	None	43	n/a		200	n/a	None	A	80	Presence detection	Floor 0m	See Guidance Notes	n/a
		Hoist Bay	1	3.0	Circulation Equipment Storage Bays	G0180-03	28	16	Adjacent Space Transfer Air	None	No	None	Central General Extract	0	3	Negative	None	43	n/a		200	n/a	None	A	80	Presence detection	Floor 0m	See Guidance Notes	n/a
		Disposal Hold	1	10.0	Disposal Hold	Y0646	28	18	Adjacent Space Transfer Air	None	No	None	Central Dirty Extract	0	10	Negative	None	43	n/a		100	n/a	None	A	90	Presence detection	Floor 0m	See Guidance Notes	n/a
		Ward Kitchen	1	12.0	Ward Kitchen	P0627-01	28	18	Adjacent Space Transfer Air	None	Yes	Ceiling Cassette - Chilled Water	Central General Extract	0	6	Negative	G4	n/a	60		500	n/a	None	A	80	Switch	General working plane 1m	See Guidance Notes	n/a
		DSR	1	7.0	DSR	Y1510	28	18	Adjacent Space Transfer Air	None	No	None	Central Dirty Extract	0	6	Negative	None	43	60		100	n/a	None	A	90	Presence detection	Floor 0m	See Guidance Notes	n/a
		Snoezelen Room	1	12.0	Consulting Room	C0224-??	28	18	Radiant Panels	Remote Sensor Adj.	Yes	Comfort Cooled Fresh Air	Central Supply and Extract	3	3	Balanced	G4	43	41		300	n/a	1000	A	80	Switch	Bed / Trolley 1.45m	See Guidance Notes	1
		WC Accessible	2	4.5	Toilet	V0922	28	18	Adjacent Space Transfer Air	None	No	None	Central Dirty Extract	0	10	Negative	None	43	41		200	n/a	None	A	80	Presence detection	Floor 0m	See Guidance Notes	n/a
		Rehabilitation Room	1	30.0	Consulting Room	C0224-??	28	18	Radiant Panels	Remote Sensor Adj.	Yes	Comfort Cooled Fresh Air	Central Supply and Extract	3	3	Balanced	G4	43	41		300	n/a	1000	A	80	Switch	Bed / Trolley 1.45m	See Guidance Notes	1
		Waiting Area	1	12.0	Waiting Room	J0132-02	28	18	Radiant Panels	Remote Sensor Adj.	Yes	Comfort Cooled Fresh Air	Central Supply and Extract	5	5	Balanced	G4	43	n/a		300	n/a	None	A	80	Switch	Floor 0m	See Guidance Notes	n/a
		Reception / Staff Base	1	3.0	Reception	J0132-01	28	18	Radiant Panels	Remote Sensor Adj.	Yes	Comfort Cooled Fresh Air	Central Supply Air	4	4	Balanced	G4	43	n/a		300	n/a	None	A	80	Switch	Desk 0.75 to 0.85m	See Guidance Notes	n/a
		Touchdown Base	1	2.0	staff base	T0151	28	18	Radiant Panels	Remote Sensor Adj.	No	None	Central Supply and Extract	10l/s/per person	10l/s/per person	Balanced	G4	n/a	n/a		200/300	n/a	None	A	80	Switch / Dimmer	Desk 0.75 to 0.85m	See Guidance Notes	n/a
		Single Bedroom (RHSC)	3	17.0	Bedroom	B0305-01	25	18	Radiant Panels	Remote Sensor Adj.	Yes	Comfort Cooled Fresh Air	Natural & Central Supply Air	4	via ensuite	Balanced	G4	43	41		100	5	300	A	80	Switch / Dimmer	Bed / Trolley 1.45m	See Guidance Notes	1
		Single Isolation Bedroom (RHSC)	4	17.0	Isolation Bedroom	B0308	25	21	Adjacent Space Transfer Air	BMS Adjustable Sensor	Yes	Comfort Cooled Fresh Air	Supply via lobby	10	0	Balanced	F7	43	41		100	5	300	A	80	Switch / Dimmer	Bed / Trolley 1.45m	See Guidance Notes	1
		Isolation Bedroom Entrance Lobby	4	4.0	Isolation Lobby	G0510	25	18	Warm Air - Reheat Battery	Local / BMS Adjustable Sensor	Yes	Comfort Cooled Fresh Air	Central Supply	69	0	Positive	F7	43	n/a		200	n/a	None	A	80	Presence detection	Floor 0m	See Guidance Notes	n/a
		En-suite wheelchair-accessible WC, Shower & wash	7	4.5	Bathroom	V1643	28	20	Adjacent Space Transfer Air	None	No	None	Central Dirty Extract	0	10	Negative	None	43	41		200	n/a	None	A	80	Presence detection	Floor 0m	See Guidance Notes	n/a
		Patients' Assisted Bathroom	1	14.0	Bathroom	V1736	28	20	Adjacent Space Transfer Air	None	No	None	Central Dirty Extract	0	10	Negative	None	43	41		200	n/a	None	A	80	Presence detection	Floor 0m	See Guidance Notes	n/a
		Multi Bed Room: day care, 4 beds & 2 chairs	1	72.5	Multi-bed Wards	B0405-01	25	18	Radiant Panels	Remote Sensor Adj.	Yes	Comfort Cooled Fresh Air	Natural and Central Supply Air	4	via ensuite	positive to ensuite	G4	43	41		100	5	300	A	80	switch / dimmer	Bed / Trolley 1.45m	See Guidance Notes	n/a
		Single Bedroom (RHSC)	3	17.0	Bedroom	B0305-01	25	18	Radiant Panels	Remote Sensor Adj.	Yes	Comfort Cooled Fresh Air	Natural & Central Supply Air	4	via ensuite	Balanced	G4	43	41		100	5	300	A	80	Switch / Dimmer	Bed / Trolley 1.45m	See Guidance Notes	1
		En-suite wheelchair-accessible WC, Shower & wash	4	4.5	Bathroom	V1643	28	20	Adjacent Space Transfer Air	None	No	None	Central Dirty Extract	0	10	Negative	None	43	41		200	n/a	None	A	80	Presence detection	Floor 0m	See Guidance Notes	n/a
		Treatment Room	1	12.0	Treatment Room	X0105	28	18	Radiant Panels	Remote Sensor Adj.	Yes	Comfort Cooled Fresh Air	Central Supply Air	10	0	Positive	F7	43	41		500	n/a	1000	A	90	Switch	Bed / Trolley 1.45m	See Guidance Notes	n/a
		Clean Utility	1	16.0	Clean Utility	T0101	28	18	Radiant Panels	Remote Sensor Adj.	Yes	Comfort Cooled Fresh Air	Central Supply Air	6	0	Positive	G4	43	41		150	n/a	None	A	80	Presence detection	General working plane 1m	See Guidance Notes	n/a
		Single Bedroom	3	17.0	Bedroom	B0305-01	25	18	Radiant Panels	Remote Sensor Adj.	Yes	Comfort Cooled Fresh Air	Natural & Central Supply Air	4	via ensuite	Balanced	G4	43	41		100	5	300	A	80	Switch / Dimmer	Bed / Trolley 1.45m	See Guidance Notes	1
		En-suite wheelchair-accessible WC, Shower & wash	3	4.5	Bathroom	V1643	28	20	Adjacent Space Transfer Air	None	No	None	Central Dirty Extract	0	10	Negative	None	43	41		200	n/a	None	A	80	Presence detection	Floor 0m	See Guidance Notes	n/a
		Kitchen/ Lounge/Social Space	1	25.0	Common room/staff room/lounge	D1120-02	28	18	Radiant Panels	Remote Sensor Adj.	Yes	Comfort Cooled Fresh Air	Central Supply and Extract	6	8	Negative	G4	43	41		300	n/a	None	A	80	Switch	Floor 0m	See Guidance Notes	n/a
		Quiet Study Room	1	10.0	Cellular / Ward Offices	M0251	25	18	Radiant Panels	Remote Sensor Adj.	Yes	Comfort Cooled Fresh Air	Central Supply and Extract	4	4	Balanced	G4	43	n/a		300	n/a	None	A	80	Switch	Desk 0.75 to 0.85m	See Guidance Notes	n/a
		Treatment / Clean Utility	1	18.0	Treatment Room	X0105-??	28	18	Radiant Panels	Remote Sensor Adj.	Yes	Comfort Cooled Fresh Air	Central Supply Air	10	0	Positive	F7	43	41		500	n/a	1000	A	90	Switch	Bed / Trolley 1.45m	See Guidance Notes	n/a
		Resuscitation Trolley Bay	1	1.0	Circulation Equipment Storage Bays	G0180-01	28	16	Adjacent Space Transfer Air	None	No	None	Central General Extract	0	3	Negative	None	43	n/a		200	n/a	None	A	80	Presence detection	Floor 0m	See Guidance Notes	n/a
		Hoist Bay	1	3.0	Circulation Equipment Storage Bays	G0180-03	28	16	Adjacent Space Transfer Air	None	No	None	Central General Extract	0	3	Negative	None	43	n/a		200	n/a	None	A	80	Presence detection	Floor 0m	See Guidance Notes	n/a
		Dirty Utility	1	14.0	Dirty Utility	Y0431	28	18	Adjacent Space Transfer Air	None	No	None	Central Dirty Extract	0	6	Negative	None	43	41		200	n/a	None	A	80	Presence detection	Floor 0m	See Guidance Notes	n/a
		Complementary Therapy Room	1	10.0	Consulting Room	X0613	28	18	Radiant Panels	Remote Sensor Adj.	Yes	Comfort Cooled Fresh Air	Central Supply and Extract	3	3	Balanced	G4	43	41		300	n/a	1000	A	80	Switch	Bed / Trolley 1.45m	See Guidance Notes	1
		Ward Management Office	1	10.0	Cellular / Ward Offices	M0251	25	18	Radiant Panels	Remote Sensor Adj.	Yes	Comfort Cooled Fresh Air	Central Supply and Extract	4	4	Balanced	G4	43	n/a		300	n/a	None	A	80	Switch	Desk 0.75 to 0.85m	See Guidance Notes	n/a
		Consultant Office (5 person)	1	25.0	Cellular / Ward Offices	M0251	25	18	Radiant Panels	Remote Sensor Adj.	Yes	Comfort Cooled Fresh Air	Central Supply and Extract	4	4	Balanced	G4	43	n/a		300	n/a	None	A	80	Switch	Desk 0.75 to 0.85m	See Guidance Notes	n/a
		Medical Staff Office	1	20.0	Cellular / Ward Offices	M0251	25	18	Radiant Panels	Remote Sensor Adj.	Yes	Comfort Cooled Fresh Air	Central Supply and Extract	4	4	Balanced	G4	43	n/a		300	n/a	None	A	80	Switch	Desk 0.75 to 0.85m	See Guidance Notes	n/a
		Nursing Staff Office	1	15.0	Cellular / Ward Offices	M0251	25	18	Radiant Panels	Remote Sensor Adj.	Yes	Comfort Cooled Fresh Air	Central Supply and Extract	4	4	Balanced	G4	43	n/a		300	n/a	None	A	80	Switch	Desk 0.75 to 0.85m	See Guidance Notes	n/a
		Multi-Disciplinary Office	1	18.0	Multi Disciplinary Work Areas	M0254	25	18	Radiant Panels	Remote Sensor Adj.	Yes	Comfort Cooled Fresh Air	Central Supply and Extract	4	4	Balanced	G4	43	n/a		300	n/a	None	A	80	Switch	Desk 0.75 to 0.85m	See Guidance Notes	n/a
		Research Staff Office	1	19.0	Cellular / Ward Offices	M0251	25	18	Radiant Panels	Remote Sensor Adj.	Yes	Comfort Cooled Fresh Air	Central Supply and Extract	4	4	Balanced	G4	43	n/a		300	n/a	None	A	80	Switch	Desk 0.75 to 0.85m	See Guidance Notes	n/a
		WC - Staff	2	3.0	Toilet	V1010	28	18	Adjacent Space Transfer Air	None	No	None	Central Dirty Extract	0	10	Negative	None	43	41		200	n/a	None	A	80	Presence detection	Floor 0m	See Guidance Notes	n/a
		WC - Visitors	1	3.0	Toilet	V1010	28	18	Adjacent Space Transfer Air	None	No	None	Central Dirty Extract	0	10	Negative	None	43	41		200	n/a	None	A	80	Presence detection	Floor 0m	See Guidance Notes	n/a
		Play Room	1	25.0	Common room/staff room/lounge	H1322-01	28	18	Radiant Panels	Remote Sensor Adj.	Yes	Comfort Cooled Fresh Air	Central Supply and Extract	6	8	Negative	G4	43	41		300	n/a	None	A	80	Switch	Floor 0m	See Guidance Notes	n/a
		Pantry	1	8.0	Pantry	P0627	28	18	Radiant Panels	Remote Sensor Adj.	Yes	Comfort Cooled Fresh Air	Central Supply and Extract	6	8	Negative	G4	43	41		300	n/a	None	A	80	Switch	Floor 0m	See Guidance Notes	n/a
		Linen Bay (1 Trolley)	1	1.5	Linen Bay	W1594-01	28	16	Adjacent Space Transfer Air	None	No	None	Central Extract	0	3	Negative	None	43	n/a		200	n/a	None	A	80	Presence detection	Floor 0m	See Guidance Notes	n/a
		Store - General	1	10.0	Storage Area Equipment	W1585	28	16	Radiant Panels	Remote Sensor Adj.	No	None	Central General Extract	0	3	Negative	None	43	n/a		200	n/a	None	A	80	Presence detection	Floor 0m	See Guidance Notes	n/a
		Ward Kitchen	1	12.0	Ward Kitchen	P0627-01	28	18	Adjacent Space Transfer Air	None	Yes	Ceiling Cassette - Chilled Water	Central General Extract	0	6	Negative	G4	n/a	60		500	n/a	None	A	80	Switch	General working plane 1m	See Guidance Notes	n/a
		Store - Equipment	1	10.0	Storage Area Equipment	W1585	28	16	Radiant Panels	Remote Sensor Adj.	No	None	Central General Extract	0	3	Negative	None	43	n/a		200	n/a	None	A	80	Presence detection	Floor 0m	See Guidance Notes	n/a
		Pharmacy Base	1	9.0	Consulting Room	T0151	28	18	Radiant Panels	Remote Sensor Adj.	Yes	Comfort Cooled Fresh Air	Central Supply and Extract	3	3	Balanced	G4	43	41		300	n/a	1000	A	80	Switch	Bed / Trolley 1.45m	See Guidance Notes	1
		Patient Interview Room	1	9.0	Meeting Room	M0724	25	18	Radiant Panels	Remote Sensor Adj.	Yes	Ceiling Cassette - Chilled Water	Central Supply and Extract	10 l/s per person	10 l/s per person	Balanced	G4	43	n/a		300	n/a	None	A	80	Switch	Desk 0.75 to 0.85m	See Guidance Notes	n/a
		Family Sitting Room	1	27.0	Common room/staff room/lounge	D1120	28	18	Radiant Panels	Remote Sensor Adj.	Yes	Comfort Cooled Fresh Air	Central Supply and Extract	6	8	Negative	G4	43	41		300	n/a	None	A	80	Switch	Floor 0m	See Guidance Notes	n/a
		Breast Pump Room	1	4.0	Baby Feeding	S0012	25	18	Radiant Panels	Remote Sensor Adj.	No	None</																	

RHSC / DCN Environmental Matrix

Dept	Room Name	Qty	Room Function	ADB Code	Temp (max)	Temp (min)	Heating Type	Heating Control	Cooling (present)	Cooling (type)	Ventilation (type)	Supply (l/s per person)	Extract (ach/hr)	Relative pressure	Min filtration	Surface temp	Water temp	Safety Notes	Normal lux	Night lux	Local lux	Standby grade	Colour render	Control	Plane	Medical Location		
C1.8	Surgical Short Stay Inpatients 14 Beds	Dining / Play Room	1	15.0	Eating/Drinking	D0608-01	28	18	Radiant Panels	Remote Sensor Adj.	Yes	Comfort Cooled Fresh Air	Central Supply and Extract	10 l/s per person	10 l/s per person	Balanced	G4	43	41	300	n/a	None	A	80	Switch	Floor 0m	See Guidance Notes	n/a
		Single Bedroom	4	17.0	Bedroom	B0305-01	25	18	Radiant Panels	Remote Sensor Adj.	Yes	Comfort Cooled Fresh Air	Natural & Central Supply Air	4	via ensuite	Balanced	G4	43	41	100	5	300	A	80	Switch / Dimmer	Bed / Trolley 1.45m	See Guidance Notes	1
		En-suite Shower / WC / WHB	4	4.5	Bathroom	V1643	28	20	Adjacent Space Transfer Air	None	No	None	Central Dirty Extract	0	10	Negative	None	43	41	200	n/a	None	A	80	Presence detection switch / dimmer	Floor 0m	See Guidance Notes	n/a
		4 Bed Room	2	58.5	Multi-bed Wards	B0405	25	18	Radiant Panels	Remote Sensor Adj.	Yes	Comfort Cooled Fresh Air	Natural and Central Supply Air	4	via ensuite	Balanced	G4	43	41	100	5	300	A	80	Switch	Bed / Trolley 1.45m	See Guidance Notes	n/a
		En-suite Shower / WC / WHB	2	6.0	Bathroom	V1643	28	20	Adjacent Space Transfer Air	None	No	None	Central Dirty Extract	0	10	Negative	None	43	41	200	n/a	None	A	80	Presence detection	Floor 0m	See Guidance Notes	n/a
		Single Bedroom (RHSC)	2	17.0	Bedroom	B0305-01	25	18	Radiant Panels	Remote Sensor Adj.	Yes	Comfort Cooled Fresh Air	Natural & Central Supply Air	4	via ensuite	Balanced	G4	43	41	100	5	300	A	80	Switch / Dimmer	Bed / Trolley 1.45m	See Guidance Notes	1
		En-suite wheelchair-accessible WC, Shower & wash	2	4.5	Bathroom	V1643	28	20	Adjacent Space Transfer Air	None	No	None	Central Dirty Extract	0	10	Negative	None	43	41	200	n/a	None	A	80	Presence detection	Floor 0m	See Guidance Notes	n/a
		Patient Assisted Bathroom	1	14.0	Bathroom	V1736	28	20	Adjacent Space Transfer Air	None	No	None	Central Dirty Extract	0	10	Negative	None	43	41	200	n/a	None	A	80	Presence detection	Floor 0m	See Guidance Notes	n/a
		Treatment Room	1	16.0	Treatment Room	X0105	28	18	Radiant Panels	Remote Sensor Adj.	Yes	Comfort Cooled Fresh Air	Central Supply Air	10	0	Positive	F7	43	41	500	n/a	1000	A	90	Switch	Bed / Trolley 1.45m	See Guidance Notes	n/a
		Ward Management Office	1	9.0	Cellular / Ward Offices	M0251	25	18	Radiant Panels	Remote Sensor Adj.	Yes	Comfort Cooled Fresh Air	Central Supply and Extract	4	4	Balanced	G4	43	n/a	300	n/a	None	A	80	Switch	Desk 0.75 to 0.85m	See Guidance Notes	n/a
		Touchdown Base	1	2.0	staff base	T0151	28	18	Radiant Panels	Remote Sensor Adj.	No	None	Central Supply and Extract	10l/s per person	10l/s per person	Balanced	G4	n/a	n/a	200/300	n/a	None	A	80	Switch / Dimmer	Desk 0.75 to 0.85m	See Guidance Notes	n/a
		Staff WC	1	3.0	Toilet	V1010	28	18	Adjacent Space Transfer Air	None	No	None	Central Dirty Extract	0	10	Negative	None	43	41	200	n/a	None	A	80	Presence detection	Floor 0m	See Guidance Notes	n/a
		WC - Visitors	1	3.0	Toilet	V1010	28	18	Adjacent Space Transfer Air	None	No	None	Central Dirty Extract	0	10	Negative	None	43	41	200	n/a	None	A	80	Presence detection	Floor 0m	See Guidance Notes	n/a
		Clean Utility	1	12.0	Clean Utility	T0101	28	18	Radiant Panels	Remote Sensor Adj.	Yes	Comfort Cooled Fresh Air	Central Supply Air	6	0	Positive	G4	43	41	150	n/a	None	A	80	Presence detection	General working plane 1m	See Guidance Notes	n/a
		Dirty Utility	1	14.0	Dirty utility	Y0431	28	18	Adjacent Space Transfer Air	None	No	None	Central Dirty Extract	0	6	Negative	None	43	41	200	n/a	None	A	80	Presence detection	Floor 0m	See Guidance Notes	n/a
		Ward Kitchen	1	12.0	Ward Kitchen	P0627-01	28	18	Adjacent Space Transfer Air	None	Yes	Ceiling Cassette - Chilled Water	Central General Extract	0	6	Negative	G4	n/a	60	500	n/a	None	A	80	Switch	General working plane 1m	See Guidance Notes	n/a
		Resuscitation Trolley Bay	1	1.0	Circulation Equipment Storage Bays	G0180-01	28	16	Adjacent Space Transfer Air	None	No	None	Central General Extract	0	3	Negative	None	43	n/a	200	n/a	None	A	80	Presence detection	Floor 0m	See Guidance Notes	n/a
		Linen Bay (1 Trolley)	1	1.5	Linen Bay	W1594-01	28	16	Adjacent Space Transfer Air	None	No	None	Central Extract	0	3	Negative	None	43	n/a	200	n/a	None	A	80	Presence detection	Floor 0m	See Guidance Notes	n/a
		Store - General	1	10.0	Storage Area Equipment	W1585	28	16	Radiant Panels	Remote Sensor Adj.	No	None	Central General Extract	0	3	Negative	None	43	n/a	200	n/a	None	A	80	Presence detection	Floor 0m	See Guidance Notes	n/a
		Store - Equipment	1	10.0	Storage Area Equipment	W1585	28	16	Radiant Panels	Remote Sensor Adj.	No	None	Central General Extract	0	3	Negative	None	43	n/a	200	n/a	None	A	80	Presence detection	Floor 0m	See Guidance Notes	n/a
Disposal Hold	1	10.0	Disposal Hold	Y0646	28	18	Adjacent Space Transfer Air	None	No	None	Central Dirty Extract	0	10	Negative	None	43	n/a	100	n/a	None	A	90	Presence detection	Floor 0m	See Guidance Notes	n/a		
WC Wheelchair Accessible	2	4.5	Toilet	V0922	28	18	Adjacent Space Transfer Air	None	No	None	Central Dirty Extract	0	10	Negative	None	43	41	200	n/a	None	A	80	Presence detection	Floor 0m	See Guidance Notes	n/a		
DSR	1	7.0	DSR	Y1510	28	18	Adjacent Space Transfer Air	None	No	None	Central Dirty Extract	0	6	Negative	None	43	60	100	n/a	None	A	90	Presence detection	Floor 0m	See Guidance Notes	n/a		
C2	Wards Support Areas	Staff Room	1	48.0	Common room/staff room/lounge	D0608-03	28	18	Radiant Panels	Remote Sensor Adj.	Yes	Comfort Cooled Fresh Air	Central Supply and Extract	6	8	Negative	G4	43	41	300	n/a	None	A	80	Switch	Floor 0m	See Guidance Notes	n/a
		DSR	1	7.0	DSR	Y1510	28	18	Adjacent Space Transfer Air	None	No	None	Central Dirty Extract	0	6	Negative	None	43	60	100	n/a	None	A	90	Presence detection	Floor 0m	See Guidance Notes	n/a
		Seminar Room	1	25.0	Meeting Room	H11313-03	25	18	Radiant Panels	Remote Sensor Adj.	Yes	Ceiling Cassette - Chilled Water	Central Supply and Extract	10 l/s per person	10 l/s per person	Balanced	G4	43	n/a	300	n/a	None	A	80	Switch	Desk 0.75 to 0.85m	See Guidance Notes	n/a
C3	Special Feeds Unit	Food Prep Area	1	24.0	Ward Kitchen	P0627-01	28	18	Adjacent Space Transfer Air	None	Yes	Ceiling Cassette - Chilled Water	Central General Extract	0	6	Negative	G4	n/a	60	500	n/a	None	A	80	Switch	General working plane 1m	See Guidance Notes	n/a
		Store - Feeds	1	8.0	Storage Area Equipment	W1585-??	28	16	Radiant Panels	Remote Sensor Adj.	No	None	Central General Extract	0	3	Negative	None	43	n/a	200	n/a	None	A	80	Presence detection	Floor 0m	See Guidance Notes	n/a
		Office Ante Room	1	9.0	Cellular / Ward Offices	M0251	25	18	Radiant Panels	Remote Sensor Adj.	Yes	Comfort Cooled Fresh Air	Central Supply and Extract	4	4	Balanced	G4	43	n/a	300	n/a	None	A	80	Switch	Desk 0.75 to 0.85m	See Guidance Notes	n/a
C4	Sleep Lab	Wash Room	1	5.0	Bathroom	V1736	28	20	Adjacent Space Transfer Air	None	No	None	Central Dirty Extract	0	10	Negative	None	43	41	200	n/a	None	A	80	Presence detection	Floor 0m	See Guidance Notes	n/a
		Sleep Room	2	15.0	Bedroom	B0704	25	18	Radiant Panels	Remote Sensor Adj.	Yes	Comfort Cooled Fresh Air	Natural & Central Supply Air	4	via ensuite	Balanced	G4	43	41	100	5	300	A	80	Switch / Dimmer	Bed / Trolley 1.45m	See Guidance Notes	1
		En-suite wheelchair-accessible WC, Shower & wash	2	6.0	Bathroom	V1643	28	20	Adjacent Space Transfer Air	None	No	None	Central Dirty Extract	0	10	Negative	None	43	41	200	n/a	None	A	80	Presence detection	Floor 0m	See Guidance Notes	n/a
		Parents Room	2	10.0	Bedroom	D1311	25	18	Radiant Panels	Remote Sensor Adj.	Yes	Comfort Cooled Fresh Air	Natural & Central Supply Air	4	via ensuite	Balanced	G4	43	41	100	5	300	A	80	Switch / Dimmer	Bed / Trolley 1.45m	See Guidance Notes	1
		Control Room	1	15.0	Cellular / Ward Offices	M0251	25	18	Radiant Panels	Remote Sensor Adj.	Yes	Comfort Cooled Fresh Air	Central Supply and Extract	4	4	Balanced	G4	43	n/a	300	n/a	None	A	80	Switch	Desk 0.75 to 0.85m	See Guidance Notes	n/a
Store	1	6.0	Storage Area Equipment	W1585	28	16	Radiant Panels	Remote Sensor Adj.	No	None	Central General Extract	0	3	Negative	None	43	n/a	200	n/a	None	A	80	Presence detection	Floor 0m	See Guidance Notes	n/a		
C5	Classrooms	Primary Classroom	1	18.0	Classroom	H11313-03	25	18	Radiant Panels	Remote Sensor Adj.	Yes	Ceiling Cassette - Chilled Water	Central Supply and Extract	10 l/s per person	10 l/s per person	Balanced	G4	43	41	300	n/a	None	A	80	Switch	Desk 0.75 to 0.85m	See Guidance Notes	n/a
		Upper Primary Classroom	1	18.0	Classroom	H11313-03	25	18	Radiant Panels	Remote Sensor Adj.	Yes	Ceiling Cassette - Chilled Water	Central Supply and Extract	10 l/s per person	10 l/s per person	Balanced	G4	43	41	300	n/a	None	A	80	Switch	Desk 0.75 to 0.85m	See Guidance Notes	n/a
		Secondary Classroom	1	18.0	Classroom	H11313-03	25	18	Radiant Panels	Remote Sensor Adj.	Yes	Ceiling Cassette - Chilled Water	Central Supply and Extract	10 l/s per person	10 l/s per person	Balanced	G4	43	41	300	n/a	None	A	80	Switch	Desk 0.75 to 0.85m	See Guidance Notes	n/a
		Resource Storage	1	10.0	Storage Area Equipment	W1585-??	28	16	Radiant Panels	Remote Sensor Adj.	No	None	Central General Extract	0	3	Negative	None	43	n/a	200	n/a	None	A	80	Presence detection	Floor 0m	See Guidance Notes	n/a
		Administration Area	1	15.0	Cellular / Ward Offices	M0251	25	18	Radiant Panels	Remote Sensor Adj.	Yes	Comfort Cooled Fresh Air	Central Supply and Extract	4	4	Balanced	G4	43	n/a	300	n/a	None	A	80	Switch	Desk 0.75 to 0.85m	See Guidance Notes	n/a
		WC Ambulant	1	3.0	Toilet	V1010	28	18	Adjacent Space Transfer Air	None	No	None	Central Dirty Extract	0	10	Negative	None	43	41	200	n/a	None	A	80	Presence detection	Floor 0m	See Guidance Notes	n/a
		WC - Wheelchair accessible	1	4.5	Toilet	V0922	28	18	Adjacent Space Transfer Air	None	No	None	Central Dirty Extract	0	10	Negative	None	43	41	200	n/a	None	A	80	Presence detection	Floor 0m	See Guidance Notes	n/a
		Store	1	3.0	Storage Area Equipment	W1585	28	16	Radiant Panels	Remote Sensor Adj.	No	None	Central General Extract	0	3	Negative	None	43	n/a	200	n/a	None	A	80	Presence detection	Floor 0m	See Guidance Notes	n/a
		Consult/Examination	10	15.5	Consulting Room	C0224-01	28	18	Radiant Panels	Remote Sensor Adj.	Yes	Comfort Cooled Fresh Air	Central Supply and Extract	3	3	Balanced	G4	43	41	300	n/a	1000	A	80	Switch	Bed / Trolley 1.45m	See Guidance Notes	1
		Child Protection Room	1	24.0	Consulting Room	C0224-??	28	18	Radiant Panels	Remote Sensor Adj.	Yes	Comfort Cooled Fresh Air	Central Supply and Extract	3	3	Balanced	G4	43	41	300	n/a	1000	A	80	Switch	Bed / Trolley 1.45m	See Guidance Notes	1
		Consult/Examination (Child Protection)	1	15.5	Consulting Room	C0224-?	28	18	Radiant Panels	Remote Sensor Adj.	Yes	Comfort Cooled Fresh Air	Central Supply and Extract	3	3	Balanced	G4	43	41	300	n/a	1000	A	80	Switch	Bed / Trolley 1.45m	See Guidance Notes	1
		Consult/Multi-Disciplinary	1	24.0	Consulting Room	C0217	28	18	Radiant Panels	Remote Sensor Adj.	Yes	Comfort Cooled Fresh Air	Central Supply and Extract	3	3	Balanced	G4	43	41	300	n/a	1000	A	80	Switch	Bed / Trolley 1.45m	See Guidance Notes	1
		Treatment Room (with prep area)	1	16.0	Treatment Room	X0105-01	28	18	Radiant Panels	Remote Sensor Adj.	Yes	Comfort Cooled Fresh Air	Central Supply Air	10	0	Positive	F7	43	41	500	n/a	1000	A	90	Switch	Bed / Trolley 1.45m	See Guidance Notes	n/a
		Plaster Suite (3 bays)	1	40.0	Consulting Room	X0206	28	18	Radiant Panels	Remote Sensor Adj.	Yes	Comfort Cooled Fresh Air	Central Supply and Extract	3	3	Balanced	G4	43	41	300	n/a	1000	A	80	Switch	Bed / Trolley 1.45m	See Guidance Notes	1
		Store: Plaster	1	6.0	Storage Area Equipment	W1585-??	28	16	Radiant Panels	Remote Sensor Adj.	No	None	Central General Extract	0	3	Negative	None	43	n/a	200	n/a	None	A	80	Presence detection	Floor 0m	See Guidance Notes	n/a
		Orthotics Workshop	1	16.0	Small Workshop	K0420	28	18	Radiant Panels	Remote Sensor Adj.	Yes	Comfort Cooled Fresh Air	Central Supply and Extract	4	6	Negative	G4	43	41	300	n/a	None	A	80	Switch	Desk 0.75 to 0.85m	See Guidance Notes	n/a
		Equipment / General Store																										

RHSC / DCN Environmental Matrix

Dept	Room Name	Qty	Room Function	ADB Code	Temp (max)	Temp (min)	Heating Type	Heating Control	Cooling (present)	Cooling (type)	Ventilation (type)	Supply (ach/hr)	Extract (ach/hr)	Relative pressure	Min filtration	Surface temp	Water temp	Safety Notes	Normal lux	Night lux	Local lux	Standby grade	Colour render	Control	Plane	Medical Location				
D1	RHSC Main Outpatients Department	Resuscitation Trolley Bay	1	1.0	Resus Trolley bay	G0180-01	28	18	Adjacent Space Transfer Air	None	No	None	None	0	0	n/a	None	43	n/a	500	n/a	None	A	90	Switch	Bed / Trolley 1.45m	See Guidance Notes	n/a		
		Phlebotomy Room	1	8.0	Consulting Room	C0224-??	28	18	Radiant Panels	Remote Sensor Adj.	Yes	Comfort Cooled Fresh Air	Central Supply and Extract	3	3	Balanced	G4	43	41	300	n/a	1000	A	80	Switch	Bed / Trolley 1.45m	See Guidance Notes	1		
		Specimen/ Disabled WC	1	4.5	Toilet	V0922	28	18	Adjacent Space Transfer Air	None	No	None	Central Dirty Extract	0	10	Negative	None	43	41	200	n/a	None	A	80	Presence detection	Floor 0m	See Guidance Notes	n/a		
		Linen Bay	1	1.5	Linen Bay	W1594-01	28	16	Adjacent Space Transfer Air	None	No	None	Central Extract	0	3	Negative	None	43	n/a	200	n/a	None	A	80	Presence detection	Floor 0m	See Guidance Notes	n/a		
		Pantry	1	8.0	Pantry	P0627	28	18	Radiant Panels	Remote Sensor Adj.	Yes	Comfort Cooled Fresh Air	Central Supply and Extract	6	8	Negative	G4	43	41	300	n/a	None	A	80	Switch	Floor 0m	See Guidance Notes	n/a		
		Staff WC	2	3.0	Toilet	V1010	28	18	Adjacent Space Transfer Air	None	No	None	Central Dirty Extract	0	10	Negative	None	43	41	200	n/a	None	A	80	Presence detection	Floor 0m	See Guidance Notes	n/a		
		WC - Fully accessible changing room	1	7.0	Toilet	V0922-01	28	18	Adjacent Space Transfer Air	None	No	None	Central Dirty Extract	0	10	Negative	None	43	41	200	n/a	None	A	80	Presence detection	Floor 0m	See Guidance Notes	n/a		
		Baby Infant / Feeding Room	1	4.0	Baby Feeding	S0012	25	18	Radiant Panels	Remote Sensor Adj.	No	None	Central Supply Air	5	0	Positive	G4	43	41	100	n/a	None	A	80	Presence detection	Floor 0m	See Guidance Notes	n/a		
		Nappy Change	1	4.0	Nappy Change	V1131	25	18	Radiant Panels	Remote Sensor Adj.	No	None	Central Dirty Extract	0	10	Negative	None	43	41	100	n/a	None	A	80	Presence detection	Floor 0m	See Guidance Notes	n/a		
		Sub Waiting Area (incl supervised play) with Nurse Base	1	46	Waiting Room	J0132-02	28	18	Radiant Panels	Remote Sensor Adj.	Yes	Comfort Cooled Fresh Air	Central Supply and Extract	5	5	Balanced	G4	43	n/a	300	n/a	None	A	80	Switch	Floor 0m	See Guidance Notes	n/a		
		Sub Waiting Area	1	3.5	Waiting Room	J0132-02	28	18	Radiant Panels	Remote Sensor Adj.	Yes	Comfort Cooled Fresh Air	Central Supply and Extract	5	5	Balanced	G4	43	n/a	300	n/a	None	A	80	Switch	Floor 0m	See Guidance Notes	n/a		
		Reception	1	3.0	Reception	J0132-01	28	18	Radiant Panels	Remote Sensor Adj.	Yes	Comfort Cooled Fresh Air	Central Supply Air	4	4	Balanced	G4	43	n/a	300	n/a	None	A	80	Switch	Desk 0.75 to 0.85m	See Guidance Notes	n/a		
		WC wheelchair accessible	2	4.5	Toilet	V0922	28	18	Adjacent Space Transfer Air	None	No	None	Central Dirty Extract	0	10	Negative	None	43	41	200	n/a	None	A	80	Presence detection	Floor 0m	See Guidance Notes	n/a		
		Consult/Examination	4	15.5	Consulting Room	C0224-01	28	18	Radiant Panels	Remote Sensor Adj.	Yes	Comfort Cooled Fresh Air	Central Supply and Extract	3	3	Balanced	G4	43	41	300	n/a	1000	A	80	Switch	Bed / Trolley 1.45m	See Guidance Notes	1		
		Consult/Examination (Ophthalmology)	1	15.5	Consulting Room	C0224-?	28	18	Radiant Panels	Remote Sensor Adj.	Yes	Comfort Cooled Fresh Air	Central Supply and Extract	3	3	Balanced	G4	43	41	300	n/a	1000	A	80	Switch	Bed / Trolley 1.45m	See Guidance Notes	1		
		Consult/Multi-Disciplinary	1	24.0	Consulting Room	C0217	28	18	Radiant Panels	Remote Sensor Adj.	Yes	Comfort Cooled Fresh Air	Central Supply and Extract	3	3	Balanced	G4	43	41	300	n/a	1000	A	80	Switch	Bed / Trolley 1.45m	See Guidance Notes	1		
		Equipment / General Store	1	8.0	Storage Area Equipment	W1585	28	16	Radiant Panels	Remote Sensor Adj.	No	None	Central General Extract	0	3	Negative	None	43	n/a	200	n/a	None	A	80	Presence detection	Floor 0m	See Guidance Notes	n/a		
		Play Therapy (inc messy play) Room	1	18.0	Common room/staff room/lounge	H1322-01	28	18	Radiant Panels	Remote Sensor Adj.	Yes	Comfort Cooled Fresh Air	Central Supply and Extract	6	8	Negative	G4	43	41	300	n/a	None	A	80	Switch	Floor 0m	See Guidance Notes	n/a		
		Physical Measurement	2	3.5	Consulting Room	C0522-02	28	18	Radiant Panels	Remote Sensor Adj.	Yes	Comfort Cooled Fresh Air	Central Supply and Extract	3	3	Balanced	G4	43	41	300	n/a	1000	A	80	Switch	Bed / Trolley 1.45m	See Guidance Notes	1		
		Infant Measuring Room	1	6.0	Consulting Room	C0522-02	28	18	Radiant Panels	Remote Sensor Adj.	Yes	Comfort Cooled Fresh Air	Central Supply and Extract	3	3	Balanced	G4	43	41	300	n/a	1000	A	80	Switch	Bed / Trolley 1.45m	See Guidance Notes	1		
		Shower Room	1	5.0	Bathroom	V1643	28	20	Adjacent Space Transfer Air	None	No	None	Central Dirty Extract	0	10	Negative	None	43	41	200	n/a	None	A	80	Presence detection	Floor 0m	See Guidance Notes	n/a		
		Mobile Hoist Bay	1	3.0	Circulation Equipment Storage Bays	G0180-03	28	16	Adjacent Space Transfer Air	None	No	None	Central General Extract	0	3	Negative	None	43	n/a	200	n/a	None	A	80	Presence detection	Floor 0m	See Guidance Notes	n/a		
		Consult/Examination (Cleft)	2	18.0	Consulting Room	C0224-?	28	18	Radiant Panels	Remote Sensor Adj.	Yes	Comfort Cooled Fresh Air	Central Supply and Extract	3	3	Balanced	G4	43	41	300	n/a	1000	A	80	Switch	Bed / Trolley 1.45m	See Guidance Notes	1		
		Consult/Examination (ENT)	3	17.0	Consulting Room	C0224-?	28	18	Radiant Panels	Remote Sensor Adj.	Yes	Comfort Cooled Fresh Air	Central Supply and Extract	3	3	Balanced	G4	43	41	300	n/a	1000	A	80	Switch	Bed / Trolley 1.45m	See Guidance Notes	1		
		Store Room	1	1.0	Storage Area Equipment	W1585-??	28	16	Radiant Panels	Remote Sensor Adj.	No	None	Central General Extract	0	3	Negative	None	43	n/a	200	n/a	None	A	80	Presence detection	Floor 0m	See Guidance Notes	n/a		
		Treatment Room (with prep area)	2	16.0	Treatment Room	X0105-01	28	18	Radiant Panels	Remote Sensor Adj.	Yes	Comfort Cooled Fresh Air	Central Supply Air	10	0	Positive	F7	43	41	500	n/a	1000	A	90	Switch	Bed / Trolley 1.45m	See Guidance Notes	n/a		
		Clean Utility	1	8.0	Clean Utility	T0101	28	18	Radiant Panels	Remote Sensor Adj.	Yes	Comfort Cooled Fresh Air	Central Supply Air	6	0	Positive	G4	43	41	150	n/a	None	A	80	Presence detection	General working plane 1m	See Guidance Notes	n/a		
		Dirty Utility	1	11.0	Dirty utility	Y0431	28	18	Adjacent Space Transfer Air	None	No	None	Central Dirty Extract	0	6	Negative	None	43	41	200	n/a	None	A	80	Presence detection	Floor 0m	See Guidance Notes	n/a		
		DSR	1	7.0	DSR	Y1510	28	18	Adjacent Space Transfer Air	None	No	None	Central Dirty Extract	0	6	Negative	None	43	60	100	n/a	None	A	90	Presence detection	Floor 0m	See Guidance Notes	n/a		
		Disposal Hold	1	10.0	Disposal Hold	Y0646	28	18	Adjacent Space Transfer Air	None	No	None	Central Dirty Extract	0	10	Negative	None	43	n/a	100	n/a	None	A	90	Presence detection	Floor 0m	See Guidance Notes	n/a		
		Resuscitation Trolley Bay	1	1.0	Circulation Equipment Storage Bays	G0180-01	28	16	Adjacent Space Transfer Air	None	No	None	Central General Extract	0	3	Negative	None	43	n/a	200	n/a	None	A	80	Presence detection	Floor 0m	See Guidance Notes	n/a		
		Phlebotomy Room	1	8.0	Consulting Room	C0224-??	28	18	Radiant Panels	Remote Sensor Adj.	Yes	Comfort Cooled Fresh Air	Central Supply and Extract	3	3	Balanced	G4	43	41	300	n/a	1000	A	80	Switch	Bed / Trolley 1.45m	See Guidance Notes	1		
		Linen Bay (1 Trolley)	1	1.5	Linen Bay	W1594-01	28	16	Adjacent Space Transfer Air	None	No	None	Central Extract	0	3	Negative	None	43	n/a	200	n/a	None	A	80	Presence detection	Floor 0m	See Guidance Notes	n/a		
		Staff WC	1	3.0	Toilet	V1010	28	18	Adjacent Space Transfer Air	None	No	None	Central Dirty Extract	0	10	Negative	None	43	41	200	n/a	None	A	80	Presence detection	Floor 0m	See Guidance Notes	n/a		
		Baby Infant / Feeding Room	1	4.0	Baby Feeding	S0012	25	18	Radiant Panels	Remote Sensor Adj.	No	None	Central Supply Air	5	0	Positive	G4	43	41	100	n/a	None	A	80	Presence detection	Floor 0m	See Guidance Notes	n/a		
		Nappy Change	1	4.0	Nappy Change	V1131	25	18	Radiant Panels	Remote Sensor Adj.	No	None	Central Dirty Extract	0	10	Negative	None	43	41	100	n/a	None	A	80	Presence detection	Floor 0m	See Guidance Notes	n/a		
		Outpatients Management Office	1	9.0	Cellular / Ward Offices	M0251	25	18	Radiant Panels	Remote Sensor Adj.	Yes	Comfort Cooled Fresh Air	Central Supply and Extract	4	4	Balanced	G4	43	n/a	300	n/a	None	A	80	Switch	Desk 0.75 to 0.85m	See Guidance Notes	n/a		
		Meeting Room	1	15.0	Meeting Room	H1313-03	25	18	Radiant Panels	Remote Sensor Adj.	Yes	Ceiling Cassette - Chilled Water	Central Supply and Extract	10 l/s per person	10 l/s per person	Balanced	G4	43	n/a	300	n/a	None	A	80	Switch	Desk 0.75 to 0.85m	See Guidance Notes	n/a		
		D2	Cardiology & Respiratory	Waiting Area	1	9.0	Waiting Room	J0132-02	28	18	Radiant Panels	Remote Sensor Adj.	Yes	Comfort Cooled Fresh Air	Central Supply and Extract	5	5	Balanced	G4	43	n/a	300	n/a	None	A	80	Switch	Floor 0m	See Guidance Notes	n/a
				Store/ Equipment	1	9.0	Storage Area Equipment	W1585	28	16	Radiant Panels	Remote Sensor Adj.	No	None	Central General Extract	0	3	Negative	None	43	n/a	200	n/a	None	A	80	Presence detection	Floor 0m	See Guidance Notes	n/a
				WC Staff	1	4.5	Toilet	V1010-03	28	18	Adjacent Space Transfer Air	None	No	None	Central Dirty Extract	0	10	Negative	None	43	41	200	n/a	None	A	80	Presence detection	Floor 0m	See Guidance Notes	n/a
				DSR	1	7.0	DSR	Y1510	28	18	Adjacent Space Transfer Air	None	No	None	Central Dirty Extract	0	6	Negative	None	43	60	100	n/a	None	A	90	Presence detection	Floor 0m	See Guidance Notes	n/a
				Physical Measurement	1	3.5	Consulting Room	C0522-02	28	18	Radiant Panels	Remote Sensor Adj.	Yes	Comfort Cooled Fresh Air	Central Supply and Extract	3	3	Balanced	G4	43	41	300	n/a	1000	A	80	Switch	Bed / Trolley 1.45m	See Guidance Notes	1
				ECG Procedure Room	1	12.0	Consulting Room	C0718-??	28	18	Radiant Panels	Remote Sensor Adj.	Yes	Comfort Cooled Fresh Air	Central Supply and Extract	3	3	Balanced	G4	43	41	300	n/a	1000	A	80	Switch	Bed / Trolley 1.45m	See Guidance Notes	1
				Echocardiography Room	1	20.0	Diagnostic room	C0712	25	18	Warm Air - Reheat Battery	BMS Adjustable Sensor	Yes	Comfort Cooled Fresh Air	Central Supply and Extract	to suit location	to suit location	Balanced	F7	43	41	300	n/a	1000	A	80	Switch / Dimmer	General working plane 1m	See Guidance Notes	1
				Exercise Tolerance Test Room	1	20.0	Consulting Room	C0718-01	28	18	Radiant Panels	Remote Sensor Adj.	Yes	Comfort Cooled Fresh Air	Central Supply and Extract	3	3	Balanced	G4	43	41	300	n/a	1000	A	80	Switch	Bed / Trolley 1.45m	See Guidance Notes	1
				Admin Office	1	12.0	Cellular / Ward Offices	M0251	25	18	Radiant Panels	Remote Sensor Adj.	Yes	Comfort Cooled Fresh Air	Central Supply and Extract	4	4	Balanced	G4	43	n/a	300	n/a	None	A	80	Switch	Desk 0.75 to 0.85m	See Guidance Notes	n/a
				Lung Function Laboratory	1	28.0	Treatment Room	C0718-02	28	18	Radiant Panels	Remote Sensor Adj.	Yes	Comfort Cooled Fresh Air	Central Supply Air	10	0	Positive	F7	43	41	500	n/a	1000	A	90	Switch	Bed / Trolley 1.45m	See Guidance Notes	n/a
Exercise Room/Lung Function Laboratory	1			22.0	Treatment Room	C0715	28	18	Radiant Panels	Remote Sensor Adj.	Yes	Comfort Cooled Fresh Air	Central Supply Air	10	0	Positive	F7	43	41	500	n/a	1000	A	90	Switch	Bed / Trolley 1.45m	See Guidance Notes	n/a		
Admin Office	1			15.0	Cellular / Ward Offices	M0251	25	18	Radiant Panels	Remote Sensor Adj.	Yes	Comfort Cooled Fresh Air	Central Supply and Extract	4	4	Balanced	G4	43	n/a	300	n/a	None	A	80	Switch	Desk 0.75 to 0.85m	See Guidance Notes	n/a		
Domiciliary Sleep Studies	1	12.0	Consulting Room	C0224-03	28	18	Radiant Panels	Remote Sensor Adj.	Yes	Comfort Cooled Fresh Air	Central Supply and Extract	3	3	Balanced	G4	43	41	300	n/a	1000	A	80	Switch	Bed / Trolley 1.45m	See Guidance Notes	1				
D3	Orthoptics	Staff Office	1	12.0	Cellular / Ward Offices	M0251	25	18	Radiant Panels	Remote Sensor Adj.	Yes	Comfort Cooled Fresh Air	Central Supply and Extract	4	4	Balanced	G4													

RHSC / DCN Environmental Matrix

Dept	Dept	Room Name	Qty	Room Function	ADB Code	Temp (max)	Temp (min)	Heating Type	Heating Control	Cooling (present)	Cooling (type)	Ventilation (type)	Supply (ach/hr)	Extract (ach/hr)	Relative pressure	Min filtration	Surface temp	Water temp	Safety Notes	Normal lux	Night lux	Local lux	Standby grade	Colour render	Control	Plane	Medical Location	
D4	Audiology	Testing/Clinic Rooms	2	21.0 Consulting Room	C0515	28	18	Radiant Panels	Remote Sensor Adj.	Yes	Comfort Cooled Fresh Air	Central Supply and Extract	3	3	Balanced	G4	43	41		300	n/a	1000	A	80	Switch	Bed / Trolley 1.45m	See Guidance Notes	1
		Obs/Control	2	8.0 Diagnostic room	C0516	25	18	Warm Air - Reheat Battery	BMS Adjustable Sensor	Yes	Comfort Cooled Fresh Air	Central Supply and Extract	to suit location	to suit location	Balanced	F7	43	41		300	n/a	1000	A	80	Switch / Dimmer	General working plane 1m	See Guidance Notes	1
		ABR Room	1	16.0 Treatment Room	C0517	28	18	Radiant Panels	Remote Sensor Adj.	Yes	Comfort Cooled Fresh Air	Central Supply Air	10	0	Positive	F7	43	41		500	n/a	1000	A	90	Switch	Bed / Trolley 1.45m	See Guidance Notes	n/a
		Test Room	1	16.0 Treatment Room	C0517-01	28	18	Radiant Panels	Remote Sensor Adj.	Yes	Comfort Cooled Fresh Air	Central Supply Air	10	0	Positive	F7	43	41		500	n/a	1000	A	90	Switch	Bed / Trolley 1.45m	See Guidance Notes	n/a
		Work Room	1	12.0 Small Workshop	L1804	28	16	Radiant Panels	Remote Sensor Adj.	Yes	Comfort Cooled Fresh Air	Central Supply and Extract	4	6	Negative	G4	43	41		300	n/a	None	A	80	Switch	Desk 0.75 to 0.85m	See Guidance Notes	n/a
		Mould Room	1	9.0 Small Workshop	L1804	28	16	Radiant Panels	Remote Sensor Adj.	Yes	Comfort Cooled Fresh Air	Central Supply and Extract	4	6	Negative	G4	43	41		300	n/a	None	A	80	Switch	Desk 0.75 to 0.85m	See Guidance Notes	n/a
		Store	1	15.0 Storage Area Equipment	W1585	28	16	Radiant Panels	Remote Sensor Adj.	No	None	Central General Extract	0	3	Negative	None	43	n/a		200	n/a	None	A	80	Presence detection	Floor 0m	See Guidance Notes	n/a
D5	Paediatric Dentistry	Shared Staff Office	1	32.8 Cellular / Ward Offices	M0251	25	18	Radiant Panels	Remote Sensor Adj.	Yes	Comfort Cooled Fresh Air	Central Supply and Extract	4	4	Balanced	G4	43	n/a		300	n/a	None	A	80	Switch	Desk 0.75 to 0.85m	See Guidance Notes	n/a
		Surgeries (standard)	3	18.0 Operating Theatre Suite	C0903	25	18	warm air via AHU Battery	Local / BMS Adjustable Sensor	Yes	Comfort Cooled Fresh Air	Central Supply and Extract	In line with SHTM 03-01	In line with SHTM 03-01		F7	43	41		500	n/a	10,000 - 100,000	A	80	Switch	Bed / Trolley 1.45m	See Guidance Notes	n/a
		Surgery (multi-disciplinary)	1	20.0 Operating Theatre Suite	N0106-01	25	18	warm air via AHU Battery	Local / BMS Adjustable Sensor	Yes	Comfort Cooled Fresh Air	Central Supply and Extract	In line with SHTM 03-01	In line with SHTM 03-01		F7	43	41		500	n/a	10,000 - 100,000	A	80	Switch	Bed / Trolley 1.45m	See Guidance Notes	n/a
		Recovery	1	10.0 Recovery Bay / Recovery Room	C0522-04	28	20	Radiant Panels	Remote Sensor Adj.	Yes	Comfort Cooled Fresh Air	Central Supply and Extract	15	15	Balanced	G4	43	41		500	n/a	1000	A	80	Switch / Dimmer	Bed / Trolley 1.45m	See Guidance Notes	n/a
		Laboratory	1	10.0 Laboratory	L1804	25	18	Radiant Panels	Remote Sensor Adj.	Yes	Ceiling Cassette - Chilled Water	Central Supply and Extract	6	6	Balanced	F7	43	60		500	n/a	None	A	80	Switch	Desk 0.75 to 0.85m	See Guidance Notes	n/a
		Clean Utility / Dental Store	1	23.0 Clean Utility	T0101	28	18	Radiant Panels	Remote Sensor Adj.	Yes	Comfort Cooled Fresh Air	Central Supply Air	6	0	Positive	G4	43	41		150	n/a	None	A	80	Presence detection	General working plane 1m	See Guidance Notes	n/a
		Dirty Utility	1	11.0 Dirty Utility	Y0431	28	18	Adjacent Space Transfer Air	None	No	None	Central Dirty Extract	0	6	Negative	None	43	41		200	n/a	None	A	80	Presence detection	Floor 0m	See Guidance Notes	n/a
D6	RHSC Therapies	Mobile Inter-oral Storage	1	6.0 Storage Area Equipment	W1585-??	28	16	Radiant Panels	Remote Sensor Adj.	No	None	Central General Extract	0	3	Negative	None	43	n/a		200	n/a	None	A	80	Presence detection	Floor 0m	See Guidance Notes	n/a
		Rehabilitation Room	4	30.0 Treatment Room	X0208-01	28	18	Radiant Panels	Remote Sensor Adj.	Yes	Comfort Cooled Fresh Air	Central Supply Air	10	0	Positive	F7	43	41		500	n/a	1000	A	90	Switch	Bed / Trolley 1.45m	See Guidance Notes	n/a
		Rehabilitation Room (inc CV equip)	1	39.0 Treatment Room	X0208-02	28	18	Radiant Panels	Remote Sensor Adj.	Yes	Comfort Cooled Fresh Air	Central Supply Air	10	0	Positive	F7	43	41		500	n/a	1000	A	90	Switch	Bed / Trolley 1.45m	See Guidance Notes	n/a
		Changing Cubicles	2	4.0 Changing Facilities	V0726	28	18	Radiant Panels	Remote Sensor Adj.	Yes	Comfort Cooled Fresh Air	Central Supply and Extract	6	10	positive to wc	G4	43	41		100	n/a	None	A	80	Presence detection	Floor 0m	See Guidance Notes	n/a
		Standard Treatment Room	3	15.0 Treatment Room	X0105	28	18	Radiant Panels	Remote Sensor Adj.	Yes	Comfort Cooled Fresh Air	Central Supply Air	10	0	Positive	F7	43	41		500	n/a	1000	A	90	Switch	Bed / Trolley 1.45m	See Guidance Notes	n/a
		Treatment Room (OT equip)	1	20.0 Treatment Room	X0105	28	18	Radiant Panels	Remote Sensor Adj.	Yes	Comfort Cooled Fresh Air	Central Supply Air	10	0	Positive	F7	43	41		500	n/a	1000	A	90	Switch	Bed / Trolley 1.45m	See Guidance Notes	n/a
		Infant Measuring Room	1	6.0 Consulting Room	C0522-02	28	18	Radiant Panels	Remote Sensor Adj.	Yes	Comfort Cooled Fresh Air	Central Supply and Extract	3	3	Balanced	G4	43	41		300	n/a	1000	A	80	Switch	Bed / Trolley 1.45m	See Guidance Notes	1
		Standard Distraction Free Treatment Room	2	15.0 Consulting Room	C0110-01	28	18	Radiant Panels	Remote Sensor Adj.	Yes	Comfort Cooled Fresh Air	Central Supply and Extract	3	3	Balanced	G4	43	41		300	n/a	1000	A	80	Switch	Bed / Trolley 1.45m	See Guidance Notes	1
		Large Distraction Free Treatment Room	1	20.0 Consulting Room	C0110-01	28	18	Radiant Panels	Remote Sensor Adj.	Yes	Comfort Cooled Fresh Air	Central Supply and Extract	3	3	Balanced	G4	43	41		300	n/a	1000	A	80	Switch	Bed / Trolley 1.45m	See Guidance Notes	1
		Dietetic Clinic Room	2	12.0 Diagnostic room	C0224-02	25	18	Warm Air - Reheat Battery	BMS Adjustable Sensor	Yes	Comfort Cooled Fresh Air	Central Supply and Extract	to suit location	to suit location	Balanced	F7	43	41		300	n/a	1000	A	80	Switch / Dimmer	General working plane 1m	See Guidance Notes	1
		Spinting / Casting Room	1	18.0 Consulting Room	X0206-01	28	18	Radiant Panels	Remote Sensor Adj.	Yes	Comfort Cooled Fresh Air	Central Supply and Extract	3	3	Balanced	G4	43	41		300	n/a	1000	A	80	Switch	Bed / Trolley 1.45m	See Guidance Notes	1
		management office	1	20.5 Cellular / Ward Offices	M0251	25	18	Radiant Panels	Remote Sensor Adj.	Yes	Comfort Cooled Fresh Air	Central Supply and Extract	4	4	Balanced	G4	43	n/a		300	n/a	None	A	80	Switch	Desk 0.75 to 0.85m	See Guidance Notes	n/a
		Staff Office - All specialties (39 person)	1	159.0 Open Plan Office	M0132-01	25	18	Radiant Panels	Remote Sensor Adj.	Yes	Comfort Cooled Fresh Air	Central Supply and Extract	4	4	Balanced	G4	43	n/a		300	n/a	None	A	80	Switch	Desk 0.75 to 0.85m	See Guidance Notes	n/a
		Meeting Room - 4 person	1	6.0 Meeting Room	H1313-01	25	18	Radiant Panels	Remote Sensor Adj.	Yes	Ceiling Cassette - Chilled Water	Central Supply and Extract	10 l/s per person	10 l/s per person	Balanced	G4	43	n/a		300	n/a	None	A	80	Switch	Desk 0.75 to 0.85m	See Guidance Notes	n/a
		Meeting Room - 6 person	1	9.0 Meeting Room	H1313-02	25	18	Radiant Panels	Remote Sensor Adj.	Yes	Ceiling Cassette - Chilled Water	Central Supply and Extract	10 l/s per person	10 l/s per person	Balanced	G4	43	n/a		300	n/a	None	A	80	Switch	Desk 0.75 to 0.85m	See Guidance Notes	n/a
		Dictation/ 1:1/Phone Booth	1	4.2 Cellular / Ward Offices	M0251-01	25	18	Radiant Panels	Remote Sensor Adj.	Yes	Comfort Cooled Fresh Air	Central Supply and Extract	4	4	Balanced	G4	43	n/a		300	n/a	None	A	80	Switch	Desk 0.75 to 0.85m	See Guidance Notes	n/a
		A&C Staff Office/Appliance Officer	1	12.0 Cellular / Ward Offices	M0251	25	18	Radiant Panels	Remote Sensor Adj.	Yes	Comfort Cooled Fresh Air	Central Supply and Extract	4	4	Balanced	G4	43	n/a		300	n/a	None	A	80	Switch	Desk 0.75 to 0.85m	See Guidance Notes	n/a
		WC - Staff	2	3.0 Toilet	V1010	28	18	Adjacent Space Transfer Air	None	No	None	Central Dirty Extract	0	10	Negative	None	43	41		200	n/a	None	A	80	Presence detection	Floor 0m	See Guidance Notes	n/a
		Reception	1	6.0 Reception	J0132-01	28	18	Radiant Panels	Remote Sensor Adj.	Yes	Comfort Cooled Fresh Air	Central Supply Air	4	4	Balanced	G4	43	n/a		300	n/a	None	A	80	Switch	Desk 0.75 to 0.85m	See Guidance Notes	n/a
		Waiting Play Area	1	33.0 Waiting Room	J0132-02	28	18	Radiant Panels	Remote Sensor Adj.	Yes	Comfort Cooled Fresh Air	Central Supply and Extract	5	5	Balanced	G4	43	n/a		300	n/a	None	A	80	Switch	Floor 0m	See Guidance Notes	n/a
		WC - Wheelchair accessible	1	4.5 Toilet	V0922	28	18	Adjacent Space Transfer Air	None	No	None	Central Dirty Extract	0	10	Negative	None	43	41		200	n/a	None	A	80	Presence detection	Floor 0m	See Guidance Notes	n/a
		WC - assisted (large+changing)	1	12.3 Toilet	V0922-01	28	18	Adjacent Space Transfer Air	None	No	None	Central Dirty Extract	0	10	Negative	None	43	41		200	n/a	None	A	80	Presence detection	Floor 0m	See Guidance Notes	n/a
		Store - OT	1	4.0 Storage Area Equipment	W1585-??	28	16	Radiant Panels	Remote Sensor Adj.	No	None	Central General Extract	0	3	Negative	None	43	n/a		200	n/a	None	A	80	Presence detection	Floor 0m	See Guidance Notes	n/a
		Store - OT	1	16.5 Storage Area Equipment	W1585-??	28	16	Radiant Panels	Remote Sensor Adj.	No	None	Central General Extract	0	3	Negative	None	43	n/a		200	n/a	None	A	80	Presence detection	Floor 0m	See Guidance Notes	n/a
		Store - OT	1	2.0 Storage Area Equipment	W1585-??	28	16	Radiant Panels	Remote Sensor Adj.	No	None	Central General Extract	0	3	Negative	None	43	n/a		200	n/a	None	A	80	Presence detection	Floor 0m	See Guidance Notes	n/a
		Store - SALT	1	8.0 Storage Area Equipment	W1585-??	28	16	Radiant Panels	Remote Sensor Adj.	No	None	Central General Extract	0	3	Negative	None	43	n/a		200	n/a	None	A	80	Presence detection	Floor 0m	See Guidance Notes	n/a
		Store - Dietetic	1	8.0 Storage Area Equipment	W1585-??	28	16	Radiant Panels	Remote Sensor Adj.	No	None	Central General Extract	0	3	Negative	None	43	n/a		200	n/a	None	A	80	Presence detection	Floor 0m	See Guidance Notes	n/a
		Store - Dietetic	1	1.0 Storage Area Equipment	W1585-??	28	16	Radiant Panels	Remote Sensor Adj.	No	None	Central General Extract	0	3	Negative	None	43	n/a		200	n/a	None	A	80	Presence detection	Floor 0m	See Guidance Notes	n/a
		Store - Dietetic	1	1.5 Storage Area Equipment	W1585-??	28	16	Radiant Panels	Remote Sensor Adj.	No	None	Central General Extract	0	3	Negative	None	43	n/a		200	n/a	None	A	80	Presence detection	Floor 0m	See Guidance Notes	n/a
		Store - Physio	1	4.0 Storage Area Equipment	W1585-??	28	16	Radiant Panels	Remote Sensor Adj.	No	None	Central General Extract	0	3	Negative	None	43	n/a		200	n/a	None	A	80	Presence detection	Floor 0m	See Guidance Notes	n/a
		Store - Physio	1	8.0 Storage Area Equipment	W1585-??	28	16	Radiant Panels	Remote Sensor Adj.	No	None	Central General Extract	0	3	Negative	None	43	n/a		200	n/a	None	A	80	Presence detection	Floor 0m	See Guidance Notes	n/a
		Store - Physio	1	24.5 Storage Area Equipment	W1585-??	28	16	Radiant Panels	Remote Sensor Adj.	No	None	Central General Extract	0	3	Negative	None	43	n/a		200	n/a	None	A	80	Presence detection	Floor 0m	See Guidance Notes	n/a
		Store - Physio	1	8.5 Storage Area Equipment	W1585-??	28	16	Radiant Panels	Remote Sensor Adj.	No	None	Central General Extract	0	3	Negative	None	43	n/a		200	n/a	None	A	80	Presence detection	Floor 0m	See Guidance Notes	n/a
Store - Physio	1	6.0 Storage Area Equipment	W1585-??	28	16	Radiant Panels	Remote Sensor Adj.	No	None	Central General Extract	0	3	Negative	None	43	n/a		200	n/a	None	A	80	Presence detection	Floor 0m	See Guidance Notes	n/a		
Store - Physio	1	3.5 Storage Area Equipment	W1585-??	28	16	Radiant Panels	Remote Sensor Adj.	No	None	Central General Extract	0	3	Negative	None	43	n/a		200	n/a	None	A	80	Presence detection	Floor 0m	See Guidance Notes	n/a		
Store - Physio	1	13.5 Storage Area Equipment	W1585-??	28	16	Radiant Panels	Remote Sensor Adj.	No	None	Central General Extract	0	3	Negative	None	43	n/a		200	n/a	None	A	80	Presence detection	Floor 0m	See Guidance Notes	n/a		
Store - TIP	1	4.5 Storage Area Equipment	W1585-??	28	16	Radiant Panels	Remote Sensor Adj.	No	None	Central General Extract	0	3	Negative	None	43	n/a		200	n/a	None	A	80	Presence detection	Floor 0m	See Guidance Notes	n/a		
Equipment Decontamination																												

RHSC / DCN Environmental Matrix

Dept	Dept	Room Name	Qty	Room Function	ADB Code	Temp (max)	Temp (min)	Heating Type	Heating Control	Cooling (present)	Cooling (type)	Ventilation (type)	Supply (ach/hr)	Extract (ach/hr)	Relative pressure	Min filtration	Surface temp	Water temp	Safety Notes	Normal lux	Night lux	Local lux	Standby grade	Colour render	Control	Plane	Medical Location				
D7	Plastics Dressings Clinic	Sluice	1	6.0	Dirty utility	Y0431	28	18	Adjacent Space Transfer Air	None	No	None	Central Dirty Extract	0	6	Negative	None	43	41		200	n/a	None	A	80	Presence detection	Floor 0m	See Guidance Notes	n/a		
		Single Telephone Booth	1	4.0	Circulation Areas	G0710	28	18	underfloor heating / none to suit location	BMS Adjustable Sensor	No	None	to suit location	to suit location	to suit location	Balanced	G4	43	41		200	n/a	None	A	80	presence detection	Floor 0m	See Guidance Notes	n/a		
		Dressings Room (Burns)	2	16.0	Consulting Room	X0242	28	18	Radiant Panels	Remote Sensor Adj.	Yes	Comfort Cooled Fresh Air	Central Supply and Extract	3	3	Balanced	G4	43	41		300	n/a	1000	A	80	Switch	Bed / Trolley 1.45m	See Guidance Notes	1		
		Assisted Bathroom	1	14.0	Bathroom	V1736	28	20	Adjacent Space Transfer Air	None	No	None	Central Dirty Extract	0	10	Negative	None	43	41		200	n/a	None	A	80	Presence detection	Floor 0m	See Guidance Notes	n/a		
D8	Social Work	Open Plan Area	1	45.1	Waiting Room	J0132-02	28	18	Radiant Panels	Remote Sensor Adj.	Yes	Comfort Cooled Fresh Air	Central Supply and Extract	5	5	Balanced	G4	43	n/a		300	n/a	None	A	80	Switch	Floor 0m	See Guidance Notes	n/a		
		Interview Room	1	9.0	Meeting Room	M0724	25	18	Radiant Panels	Remote Sensor Adj.	Yes	Ceiling Cassette - Chilled Water	Central Supply and Extract	10 l/s per person	10 l/s per person	Balanced	G4	43	n/a		300	n/a	None	A	80	Switch	Desk 0.75 to 0.85m	See Guidance Notes	n/a		
D9	Medical Day Care Unit - 5 Beds	Reception: 2 staff	1	3.0	Reception	J0132-01	28	18	Radiant Panels	Remote Sensor Adj.	Yes	Comfort Cooled Fresh Air	Central Supply Air	4	4	Balanced	G4	43	n/a		300	n/a	None	A	80	Switch	Desk 0.75 to 0.85m	See Guidance Notes	n/a		
		Office and Storage 2 staff	1	12.0	Cellular / Ward Offices	M0251	25	18	Radiant Panels	Remote Sensor Adj.	Yes	Comfort Cooled Fresh Air	Central Supply and Extract	4	4	Balanced	G4	43	n/a		300	n/a	None	A	80	Switch	Desk 0.75 to 0.85m	See Guidance Notes	n/a		
		Waiting Area	1	12.0	Waiting Room	J0132-02	28	18	Radiant Panels	Remote Sensor Adj.	Yes	Comfort Cooled Fresh Air	Central Supply and Extract	5	5	Balanced	G4	43	n/a		300	n/a	None	A	80	Switch	Floor 0m	See Guidance Notes	n/a		
		Waiting Play Area	1	20.0	Waiting Room	J0132-02	28	18	Radiant Panels	Remote Sensor Adj.	Yes	Comfort Cooled Fresh Air	Central Supply and Extract	5	5	Balanced	G4	43	n/a		300	n/a	None	A	80	Switch	Floor 0m	See Guidance Notes	n/a		
		WC - Wheelchair accessible	1	4.5	Toilet	V0922	28	18	Adjacent Space Transfer Air	None	No	None	Central Dirty Extract	0	10	Negative	None	43	41		200	n/a	None	A	80	Presence detection	Floor 0m	See Guidance Notes	n/a		
		Touchdown Base	1	2.0	staff base	T0151	28	18	Radiant Panels	Remote Sensor Adj.	No	None	Central Supply and Extract	10 l/s per person	10 l/s per person	Balanced	G4	n/a	n/a		200/300	n/a	None	A	80	Switch / Dimmer	Desk 0.75 to 0.85m	See Guidance Notes	n/a		
		Multi Bed Room: day care, 3 beds	1	40.5	Multi-bed Wards	B0405-01	25	18	Radiant Panels	Remote Sensor Adj.	Yes	Comfort Cooled Fresh Air	Natural and Central Supply Air	4	via ensuite	positive to ensuite	G4	43	41		100	5	300	A	80	Switch	Bed / Trolley 1.45m	See Guidance Notes	n/a		
		WC - Wheelchair accessible	1	4.5	Toilet	V0922	28	18	Adjacent Space Transfer Air	None	No	None	Central Dirty Extract	0	10	Negative	None	43	41		200	n/a	None	A	80	Presence detection	Floor 0m	See Guidance Notes	n/a		
		Single Bedroom	2	17.0	Bedroom	B0305	25	18	Radiant Panels	Remote Sensor Adj.	Yes	Comfort Cooled Fresh Air	Natural & Central Supply Air	4	via ensuite	Balanced	G4	43	41		100	5	300	A	80	Switch / Dimmer	Bed / Trolley 1.45m	See Guidance Notes	1		
		En Suite WC / WHB	2	4.5	Toilet	V1010	28	18	Adjacent Space Transfer Air	None	No	None	Central Dirty Extract	0	10	Negative	None	43	41		200	n/a	None	A	80	Presence detection	Floor 0m	See Guidance Notes	n/a		
		Patient Treatment Lounge	1	32.4	Treatment Room	X1504	28	18	Radiant Panels	Remote Sensor Adj.	Yes	Comfort Cooled Fresh Air	Central Supply Air	10	0	Positive	F7	43	41		500	n/a	1000	A	90	Switch	Bed / Trolley 1.45m	See Guidance Notes	n/a		
		Consult/Examination	1	15.5	Consulting Room	C0224	28	18	Radiant Panels	Remote Sensor Adj.	Yes	Comfort Cooled Fresh Air	Central Supply and Extract	3	3	Balanced	G4	43	41		300	n/a	1000	A	80	Switch	Bed / Trolley 1.45m	See Guidance Notes	1		
		Treatment Room	1	16.0	Treatment Room	X0105	28	18	Radiant Panels	Remote Sensor Adj.	Yes	Comfort Cooled Fresh Air	Central Supply Air	10	0	Positive	F7	43	41		500	n/a	1000	A	90	Switch	Bed / Trolley 1.45m	See Guidance Notes	n/a		
		Parking Bay: 1 patient trolley/which	1	5.0	Circulation Equipment Storage Bays	G0180-03	28	16	Adjacent Space Transfer Air	None	No	None	Central General Extract	0	3	Negative	None	43	n/a		200	n/a	None	A	80	Presence detection	Floor 0m	See Guidance Notes	n/a		
		Interview, Counselling & Quiet Room	1	9.0	Meeting Room	M0724	25	18	Radiant Panels	Remote Sensor Adj.	Yes	Ceiling Cassette - Chilled Water	Central Supply and Extract	10 l/s per person	10 l/s per person	Balanced	G4	43	n/a		300	n/a	None	A	80	Switch	Desk 0.75 to 0.85m	See Guidance Notes	n/a		
		WC - Staff	1	3.0	Toilet	V1010	28	18	Adjacent Space Transfer Air	None	No	None	Central Dirty Extract	0	10	Negative	None	43	41		200	n/a	None	A	80	Presence detection	Floor 0m	See Guidance Notes	n/a		
		Pantry	1	8.0	Pantry	P0627	28	18	Radiant Panels	Remote Sensor Adj.	Yes	Comfort Cooled Fresh Air	Central Supply and Extract	6	8	Negative	G4	43	41		300	n/a	None	A	80	Switch	Floor 0m	See Guidance Notes	n/a		
		Ward Management Office	1	9.0	Cellular / Ward Offices	M0251	25	18	Radiant Panels	Remote Sensor Adj.	Yes	Comfort Cooled Fresh Air	Central Supply and Extract	4	4	Balanced	G4	43	n/a		300	n/a	None	A	80	Switch	Desk 0.75 to 0.85m	See Guidance Notes	n/a		
		Resuscitation Trolley Bay	1	1.0	Resus Trolley bay	G0180-01	28	18	Adjacent Space Transfer Air	None	No	None	None	0	0	n/a	None	43	n/a		500	n/a	None	A	90	Switch	Bed / Trolley 1.45m	See Guidance Notes	n/a		
		Clean Utility	1	12.0	Clean Utility	T0101	28	18	Radiant Panels	Remote Sensor Adj.	Yes	Comfort Cooled Fresh Air	Central Supply Air	6	0	Positive	G4	43	41		150	n/a	None	A	80	Presence detection	General working plane 1m	See Guidance Notes	n/a		
		Dirty Utility	1	11.0	Dirty utility	Y0431	28	18	Adjacent Space Transfer Air	None	No	None	Central Dirty Extract	0	6	Negative	None	43	41		200	n/a	None	A	80	Presence detection	Floor 0m	See Guidance Notes	n/a		
		Store - General	1	8.0	Storage Area Equipment	W1585	28	16	Radiant Panels	Remote Sensor Adj.	No	None	Central General Extract	0	3	Negative	None	43	n/a		200	n/a	None	A	80	Presence detection	Floor 0m	See Guidance Notes	n/a		
		Linen Bay	1	1.5	Linen Bay	W1594-01	28	16	Adjacent Space Transfer Air	None	No	None	Central Extract	0	3	Negative	None	43	n/a		200	n/a	None	A	80	Presence detection	Floor 0m	See Guidance Notes	n/a		
		Disposal Hold	1	10.0	Disposal Hold	Y0646	28	18	Adjacent Space Transfer Air	None	No	None	Central Dirty Extract	0	10	Negative	None	43	n/a		100	n/a	None	A	90	Presence detection	Floor 0m	See Guidance Notes	n/a		
		Physical Measurement	1	3.5	Consulting Room	C0522-02	28	18	Radiant Panels	Remote Sensor Adj.	Yes	Comfort Cooled Fresh Air	Central Supply and Extract	3	3	Balanced	G4	43	41		300	n/a	1000	A	80	Switch	Bed / Trolley 1.45m	See Guidance Notes	1		
		D10	Ambulatory Care Shared Support	Staff Room	1	48.0	Common room/staff room/lounge	D0608-03	28	18	Radiant Panels	Remote Sensor Adj.	Yes	Comfort Cooled Fresh Air	Central Supply and Extract	6	8	Negative	G4	43	41		300	n/a	None	A	80	Switch	Floor 0m	See Guidance Notes	n/a
				Reception Desk/Staff Base	1	3.0	Reception	J0132-01	28	18	Radiant Panels	Remote Sensor Adj.	Yes	Comfort Cooled Fresh Air	Central Supply Air	4	4	Balanced	G4	43	n/a		300	n/a	None	A	80	Switch	Desk 0.75 to 0.85m	See Guidance Notes	n/a
Dining / Play Room	1			15.0	Eating/Drinking	D0608-01	28	18	Radiant Panels	Remote Sensor Adj.	Yes	Comfort Cooled Fresh Air	Central Supply and Extract	10 l/s per person	10 l/s per person	Balanced	G4	43	41		300	n/a	None	A	80	Switch	Floor 0m	See Guidance Notes	n/a		
Single Bedroom	4			17.0	Bedroom	B0305-01	25	18	Radiant Panels	Remote Sensor Adj.	Yes	Comfort Cooled Fresh Air	Natural & Central Supply Air	4	via ensuite	Balanced	G4	43	41		100	5	300	A	80	Switch / Dimmer	Bed / Trolley 1.45m	See Guidance Notes	1		
En-suite Shower / WC / WHB	4			4.5	Bathroom	V1643	28	20	Adjacent Space Transfer Air	None	No	None	Central Dirty Extract	0	10	Negative	None	43	41		200	n/a	None	A	80	Presence detection	Floor 0m	See Guidance Notes	n/a		
4 Bed Room	2			63.0	Multi-bed Wards	B0405	25	18	Radiant Panels	Remote Sensor Adj.	Yes	Comfort Cooled Fresh Air	Natural and Central Supply Air	4	via ensuite	positive to ensuite	G4	43	41		100	5	300	A	80	Switch / Dimmer	Bed / Trolley 1.45m	See Guidance Notes	n/a		
En-suite Shower / WC / WHB	2			6.0	Bathroom	V1643	28	20	Adjacent Space Transfer Air	None	No	None	Central Dirty Extract	0	10	Negative	None	43	41		200	n/a	None	A	80	Presence detection	Floor 0m	See Guidance Notes	n/a		
Single Bedroom	2			17.0	Bedroom	B0305-01	25	18	Radiant Panels	Remote Sensor Adj.	Yes	Comfort Cooled Fresh Air	Natural & Central Supply Air	4	via ensuite	Balanced	G4	43	41		100	5	300	A	80	Switch / Dimmer	Bed / Trolley 1.45m	See Guidance Notes	1		
En-suite wheelchair-accessible WC, Shower & wash	2			4.5	Bathroom	V1643	28	20	Adjacent Space Transfer Air	None	No	None	Central Dirty Extract	0	10	Negative	None	43	41		200	n/a	None	A	80	Presence detection	Floor 0m	See Guidance Notes	n/a		
Bath / WC / Washing	1			14.0	Bathroom	V1736	28	20	Adjacent Space Transfer Air	None	No	None	Central Dirty Extract	0	10	Negative	None	43	41		200	n/a	None	A	80	Presence detection	Floor 0m	See Guidance Notes	n/a		
Treatment Room	1			16.0	Treatment Room	X0105	28	18	Radiant Panels	Remote Sensor Adj.	Yes	Comfort Cooled Fresh Air	Central Supply Air	10	0	Positive	F7	43	41		500	n/a	1000	A	90	Switch	Bed / Trolley 1.45m	See Guidance Notes	n/a		
Ward Management Office	1			9	Cellular / Ward Offices	M0251	25	18	Radiant Panels	Remote Sensor Adj.	Yes	Comfort Cooled Fresh Air	Central Supply and Extract	4	4	Balanced	G4	43	n/a		300	n/a	None	A	80	Switch	Desk 0.75 to 0.85m	See Guidance Notes	n/a		
Touchdown Base	2			2	staff base	T0151	28	18	Radiant Panels	Remote Sensor Adj.	No	None	Central Supply and Extract	10 l/s per person	10 l/s per person	Balanced	G4	n/a	n/a		200/300	n/a	None	A	80	Switch / Dimmer	Desk 0.75 to 0.85m	See Guidance Notes	n/a		
Staff WC	1			3.0	Toilet	V1010	28	18	Adjacent Space Transfer Air	None	No	None	Central Dirty Extract	0	10	Negative	None	43	41		200	n/a	None	A	80	Presence detection	Floor 0m	See Guidance Notes	n/a		
WC - Visitors	1			3.0	Toilet	V1010	28	18	Adjacent Space Transfer Air	None	No	None	Central Dirty Extract	0	10	Negative	None	43	41		200	n/a	None	A	80	Presence detection	Floor 0m	See Guidance Notes	n/a		
Clean Utility	1			12.0	Clean Utility	T0101	28	18	Radiant Panels	Remote Sensor Adj.	Yes	Comfort Cooled Fresh Air	Central Supply Air	6	0	Positive	G4	43	41		150	n/a	None	A	80	Presence detection	General working plane 1m	See Guidance Notes	n/a		
Dirty Utility	1			14.0	Dirty utility	Y0431	28	18	Adjacent Space Transfer Air	None	No	None	Central Dirty Extract	0	6	Negative	None	43	41		200	n/a	None	A	80	Presence detection	Floor 0m	See Guidance Notes	n/a		
Pantry	1			8.0	Pantry	P0627	28	18	Radiant Panels	Remote Sensor Adj.	Yes	Comfort Cooled Fresh Air	Central Supply and Extract	6	8	Negative	G4	43	41		300	n/a	None	A	80	Switch	Floor 0m	See Guidance Notes	n/a		
Resus Trolley Bay	1			1.0	Resus Trolley bay	G0180-01	28	18	Adjacent Space Transfer Air	None	No	None	None	0	0	n/a	None	43	n/a		500	n/a	None	A	90	Switch	Bed / Trolley 1.45m	See Guidance Notes	n/a		
Linen Bay	1			1.5	Linen Bay	W1594-01	28	1																							

RHSC / DCN Environmental Matrix

Dept	Room Name	Qty	Room Function	ADB Code	Temp (max)	Temp (min)	Heating Type	Heating Control	Cooling (present)	Cooling (type)	Ventilation (type)	Supply (achr)	Extract (achr)	Relative pressure	Min filtration	Surface temp	Water temp	Safety Notes	Normal lux	Night lux	Local lux	Standby grade	Colour render	Control	Plane	Medical Location	
F1 CAMHS - 12 Bed	WC - Ambulant	1	Toilet	V1010	28	18	Adjacent Space Transfer Air	None	No	None	Central Dirty Extract	0	10	Negative	None	43	41		200	n/a	None	A	80	Presence detection	Floor 0m	See Guidance Notes	n/a
	DSR	1	DSR	Y1510	28	18	Adjacent Space Transfer Air	None	No	None	Central Dirty Extract	0	6	Negative	None	43	60		100	n/a	None	A	90	Presence detection	Floor 0m	See Guidance Notes	n/a
	Reception	1	Reception	J0132-01	28	18	Radiant Panels	Remote Sensor Adj.	Yes	Comfort Cooled Fresh Air	Central Supply Air	4	4	Balanced	G4	43	n/a		300	n/a	None	A	80	Switch	Desk 0.75 to 0.85m	See Guidance Notes	n/a
	Waiting Area	1	Waiting Room	J0132-02	28	18	Radiant Panels	Remote Sensor Adj.	Yes	Comfort Cooled Fresh Air	Central Supply and Extract	5	5	Balanced	G4	43	n/a		300	n/a	None	A	80	Switch	Floor 0m	See Guidance Notes	n/a
	Group Room	1	Meeting Room	H1107	25	18	Radiant Panels	Remote Sensor Adj.	Yes	Ceiling Cassette - Chilled Water	Central Supply and Extract	10 l/s per person	10 l/s per person	Balanced	G4	43	n/a		300	n/a	None	A	80	Switch	Desk 0.75 to 0.85m	See Guidance Notes	n/a
	Control / Viewing	1	Diagnostic room	E0604-06	25	18	Warm Air - Reheat Battery	BMS Adjustable Sensor	Yes	Comfort Cooled Fresh Air	Central Supply and Extract	to suit location	to suit location	Balanced	F7	43	41		300	n/a	1000	A	80	Switch / Dimmer	General working plane 1m	See Guidance Notes	1
	Time Out Room	1	Common room/staff room/lounge	H1107-01	28	18	Radiant Panels	Remote Sensor Adj.	Yes	Comfort Cooled Fresh Air	Central Supply and Extract	6	8	Negative	G4	43	41		300	n/a	None	A	80	Switch	Floor 0m	See Guidance Notes	n/a
	Play Room	1	Common room/staff room/lounge	H1322-01	28	18	Radiant Panels	Remote Sensor Adj.	Yes	Comfort Cooled Fresh Air	Central Supply and Extract	6	8	Negative	G4	43	41		300	n/a	None	A	80	Switch	Floor 0m	See Guidance Notes	n/a
	Multi-Disciplinary Office	1	Multi Disciplinary Work Areas	M0254	25	18	Radiant Panels	Remote Sensor Adj.	Yes	Comfort Cooled Fresh Air	Central Supply and Extract	4	4	Balanced	G4	43	n/a		300	n/a	1000	A	80	Switch	Desk 0.75 to 0.85m	See Guidance Notes	n/a
	Sitting Room	1	Common room/staff room/lounge	D1120	28	18	Radiant Panels	Remote Sensor Adj.	Yes	Comfort Cooled Fresh Air	Central Supply and Extract	6	8	Negative	G4	43	41		300	n/a	None	A	80	Switch	Floor 0m	See Guidance Notes	n/a
	Multi-Disciplinary Office	1	Multi Disciplinary Work Areas	M0254	25	18	Radiant Panels	Remote Sensor Adj.	Yes	Comfort Cooled Fresh Air	Central Supply and Extract	4	4	Balanced	G4	43	n/a		300	n/a	None	A	80	Switch	Desk 0.75 to 0.85m	See Guidance Notes	n/a
	Group Room	1	Common room/staff room/lounge	H1107	28	18	Radiant Panels	Remote Sensor Adj.	Yes	Comfort Cooled Fresh Air	Central Supply and Extract	6	8	Negative	G4	43	41		300	n/a	None	A	80	Switch	Desk 0.75 to 0.85m	See Guidance Notes	n/a
	Sitting Room	1	Common room/staff room/lounge	D1120	28	18	Radiant Panels	Remote Sensor Adj.	Yes	Comfort Cooled Fresh Air	Central Supply and Extract	6	8	Negative	G4	43	41		300	n/a	None	A	80	Switch	Floor 0m	See Guidance Notes	n/a
	Multi-Disciplinary Office	1	Multi Disciplinary Work Areas	M0254	25	18	Radiant Panels	Remote Sensor Adj.	Yes	Comfort Cooled Fresh Air	Central Supply and Extract	4	4	Balanced	G4	43	n/a		300	n/a	1000	A	80	Switch	Desk 0.75 to 0.85m	See Guidance Notes	n/a
	Single Bed Room	10	Bedroom	B0510	25	18	Radiant Panels	Remote Sensor Adj.	Yes	Comfort Cooled Fresh Air	Natural & Central Supply Air	4	via ensuite	Balanced	G4	43	41		100	5	300	A	80	Switch / Dimmer	Bed / Trolley 1.45m	See Guidance Notes	1
	Single Bed Room (large)	2	Bedroom	B0510	25	18	Radiant Panels	Remote Sensor Adj.	Yes	Comfort Cooled Fresh Air	Natural & Central Supply Air	4	via ensuite	Balanced	G4	43	41		100	5	300	A	80	Switch / Dimmer	Bed / Trolley 1.45m	See Guidance Notes	1
	En-suite wheelchair-accessible WC, Shower & wash	12	Bathroom	V1610	28	20	Adjacent Space Transfer Air	None	No	None	Central Dirty Extract	0	10	Negative	None	43	41		200	n/a	None	A	80	Presence detection	Floor 0m	See Guidance Notes	n/a
	Clinical Base - Open Plan Area	1	Reception	T0151	28	18	Radiant Panels	Remote Sensor Adj.	Yes	Comfort Cooled Fresh Air	Central Supply Air	4	4	Balanced	G4	43	n/a		300	n/a	None	A	80	Switch	Desk 0.75 to 0.85m	See Guidance Notes	n/a
	TV / Living Room - Open Plan Area	1	Common room/staff room/lounge	D1120-02	28	18	Radiant Panels	Remote Sensor Adj.	Yes	Comfort Cooled Fresh Air	Central Supply and Extract	6	8	Negative	G4	43	41		300	n/a	None	A	80	Switch	Floor 0m	See Guidance Notes	n/a
	Open Space	1	Waiting Room	J0132-02	28	18	Radiant Panels	Remote Sensor Adj.	Yes	Comfort Cooled Fresh Air	Central Supply and Extract	5	5	Balanced	G4	43	n/a		300	n/a	None	A	80	Switch	Floor 0m	See Guidance Notes	n/a
	Pantry	1	Pantry	P0627	28	18	Radiant Panels	Remote Sensor Adj.	Yes	Comfort Cooled Fresh Air	Central Supply and Extract	6	8	Negative	G4	43	41		300	n/a	None	A	80	Switch	Floor 0m	See Guidance Notes	n/a
	Quiet Room	1	Cellular / Ward Offices	M0251	25	18	Radiant Panels	Remote Sensor Adj.	Yes	Comfort Cooled Fresh Air	Central Supply and Extract	4	4	Balanced	G4	43	n/a		300	n/a	None	A	80	Switch	Desk 0.75 to 0.85m	See Guidance Notes	n/a
	WC - Staff	2	Toilet	V1010	28	18	Adjacent Space Transfer Air	None	No	None	Central Dirty Extract	0	10	Negative	None	43	41		200	n/a	None	A	80	Presence detection	Floor 0m	See Guidance Notes	n/a
	Therapy Room	1	Consulting Room	X0613	28	18	Radiant Panels	Remote Sensor Adj.	Yes	Comfort Cooled Fresh Air	Central Supply and Extract	3	3	Balanced	G4	43	41		300	n/a	1000	A	80	Switch	Bed / Trolley 1.45m	See Guidance Notes	1
	Group Room	1	Meeting Room	H1107	25	18	Radiant Panels	Remote Sensor Adj.	Yes	Ceiling Cassette - Chilled Water	Central Supply and Extract	10 l/s per person	10 l/s per person	Balanced	G4	43	n/a		300	n/a	None	A	80	Switch	Desk 0.75 to 0.85m	See Guidance Notes	n/a
	Laundry Room	1	Laundry	Y0521	28	18	Adjacent Space Transfer Air	None	Yes	Comfort Cooled Fresh Air	Central Supply and Extract	6	10	Negative	G4	43	60		300	n/a	None	A	80	Switch	Floor 0m	See Guidance Notes	n/a
	Drug Room	1	Clean Utility	T0101	28	18	Radiant Panels	Remote Sensor Adj.	Yes	Comfort Cooled Fresh Air	Central Supply Air	6	0	Positive	G4	43	41		150	n/a	None	A	80	Presence detection	General working plane 1m	See Guidance Notes	n/a
	Dirty Utility	1	Dirty utility	Y0431	28	18	Adjacent Space Transfer Air	None	No	None	Central Dirty Extract	0	6	Negative	None	43	41		200	n/a	None	A	80	Presence detection	Floor 0m	See Guidance Notes	n/a
	Disposal Hold	1	Disposal Hold	Y0646	28	18	Adjacent Space Transfer Air	None	No	None	Central Dirty Extract	0	10	Negative	None	43	n/a		100	n/a	None	A	80	Presence detection	Floor 0m	See Guidance Notes	n/a
	Linen Bay	1	Linen Bay	W1594-01	28	16	Adjacent Space Transfer Air	None	No	None	Central Extract	0	3	Negative	None	43	n/a		200	n/a	None	A	80	Presence detection	Floor 0m	See Guidance Notes	n/a
	Treatment Room	1	Treatment Room	X0105	28	18	Radiant Panels	Remote Sensor Adj.	Yes	Comfort Cooled Fresh Air	Central Supply Air	10	0	Positive	F7	43	41		500	n/a	1000	A	90	Switch	Bed / Trolley 1.45m	See Guidance Notes	n/a
	Multidisciplinary Office - Inpatients	1	Multi Disciplinary Work Areas	M0254	25	18	Radiant Panels	Remote Sensor Adj.	Yes	Comfort Cooled Fresh Air	Central Supply and Extract	4	4	Balanced	G4	43	n/a		300	n/a	1000	A	80	Switch	Desk 0.75 to 0.85m	See Guidance Notes	n/a
	Multidisciplinary Office - ITS	1	Multi Disciplinary Work Areas	M0254	25	18	Radiant Panels	Remote Sensor Adj.	Yes	Comfort Cooled Fresh Air	Central Supply and Extract	4	4	Balanced	G4	43	n/a		300	n/a	1000	A	80	Switch	Desk 0.75 to 0.85m	See Guidance Notes	n/a
	Resuscitation Trolley Bay	1	Resus Trolley bay	G0180-01	28	18	Adjacent Space Transfer Air	None	No	None	None	0	0	n/a	None	43	n/a		500	n/a	None	A	90	Switch	Bed / Trolley 1.45m	See Guidance Notes	n/a
	Consultant Psychiatrist / Psychologist	1	Cellular / Ward Offices	M0251	25	18	Radiant Panels	Remote Sensor Adj.	Yes	Comfort Cooled Fresh Air	Central Supply and Extract	4	4	Balanced	G4	43	n/a		300	n/a	None	A	80	Switch	Desk 0.75 to 0.85m	See Guidance Notes	n/a
	Secretary/Filing Office	1	Cellular / Ward Offices	M0251	25	18	Radiant Panels	Remote Sensor Adj.	Yes	Comfort Cooled Fresh Air	Central Supply and Extract	4	4	Balanced	G4	43	n/a		300	n/a	None	A	80	Switch	Desk 0.75 to 0.85m	See Guidance Notes	n/a
	Storage (testing)	1	Storage Area Equipment	W1585-??	28	16	Radiant Panels	Remote Sensor Adj.	No	None	Central General Extract	0	3	Negative	None	43	n/a		200	n/a	None	A	80	Presence detection	Floor 0m	See Guidance Notes	n/a
	Storage / Photocopy	1	Storage Area Equipment	W1585-??	28	16	Radiant Panels	Remote Sensor Adj.	No	None	Central General Extract	0	3	Negative	None	43	n/a		200	n/a	None	A	80	Presence detection	Floor 0m	See Guidance Notes	n/a
	Physical Measurement	1	Consulting Room	C0522-02	28	18	Radiant Panels	Remote Sensor Adj.	Yes	Comfort Cooled Fresh Air	Central Supply and Extract	3	3	Balanced	G4	43	41		300	n/a	1000	A	80	Switch	Bed / Trolley 1.45m	See Guidance Notes	1
	Large Family Interview Room	1	Meeting Room	M0724	25	18	Radiant Panels	Remote Sensor Adj.	Yes	Ceiling Cassette - Chilled Water	Central Supply and Extract	10 l/s per person	10 l/s per person	Balanced	G4	43	n/a		300	n/a	None	A	80	Switch	Desk 0.75 to 0.85m	See Guidance Notes	n/a
	Family Interview Room	1	Meeting Room	M0724	25	18	Radiant Panels	Remote Sensor Adj.	Yes	Ceiling Cassette - Chilled Water	Central Supply and Extract	10 l/s per person	10 l/s per person	Balanced	G4	43	n/a		300	n/a	None	A	80	Switch	Desk 0.75 to 0.85m	See Guidance Notes	n/a
	Interview Room	4	Meeting Room	M0724	25	18	Radiant Panels	Remote Sensor Adj.	Yes	Ceiling Cassette - Chilled Water	Central Supply and Extract	10 l/s per person	10 l/s per person	Balanced	G4	43	n/a		300	n/a	None	A	80	Switch	Desk 0.75 to 0.85m	See Guidance Notes	n/a
	WC - Wheelchair accessible	3	Toilet	V0922	28	18	Adjacent Space Transfer Air	None	No	None	Central Dirty Extract	0	10	Negative	None	43	41		200	n/a	None	A	80	Presence detection	Floor 0m	See Guidance Notes	n/a
	Shower / WC / WHB assisted	1	Bathroom	V1643	28	20	Adjacent Space Transfer Air	None	No	None	Central Dirty Extract	0	10	Negative	None	43	41		200	n/a	None	A	80	Presence detection	Floor 0m	See Guidance Notes	n/a
	Dining Room (Inpatients & Day Prog)	1	Eating/Drinking	D0608-02	28	18	Radiant Panels	Remote Sensor Adj.	Yes	Comfort Cooled Fresh Air	Central Supply and Extract	10 l/s per person	10 l/s per person	Balanced	G4	43	41		300	n/a	None	A	80	Switch	Floor 0m	See Guidance Notes	n/a
	Pantry	1	Pantry	P0627	28	18	Radiant Panels	Remote Sensor Adj.	Yes	Comfort Cooled Fresh Air	Central Supply and Extract	6	8	Negative	G4	43	41		300	n/a	None	A	80	Switch	Floor 0m	See Guidance Notes	n/a
	Therapeutic Kitchen	1	Ward Kitchen	Q0121	28	18	Adjacent Space Transfer Air	None	Yes	Ceiling Cassette - Chilled Water	Central General Extract	0	6	Negative	G4	n/a	60		500	n/a	None	A	80	Switch	General working plane 1m	See Guidance Notes	n/a
Large Group Room	1	Meeting Room	H1107	25	18	Radiant Panels	Remote Sensor Adj.	Yes	Ceiling Cassette - Chilled Water	Central Supply and Extract	10 l/s per person	10 l/s per person	Balanced	G4	43	n/a		300	n/a	None	A	80	Switch	Desk 0.75 to 0.85m	See Guidance Notes	n/a	
Therapy / Play Therapy Room	1	Common room/staff room/lounge	H0322-01	28	18	Radiant Panels	Remote Sensor Adj.	Yes	Comfort Cooled Fresh Air	Central Supply and Extract	6	8	Negative	G4	43	41		300	n/a	None	A	80	Switch	Floor 0m	See Guidance Notes	n/a	
Art Room	1	Classroom	H1313-03	25	18	Radiant Panels	Remote Sensor Adj.	Yes	Ceiling Cassette - Chilled Water	Central Supply and Extract	10 l/s per person	10 l/s per person	Balanced	G4	43	41		300	n/a	None	A	80	Switch	Desk 0.75 to 0.85m	See Guidance Notes	n/a	
Recreation Room	1	Common room/staff room/lounge	H0322-01	28	18	Radiant Panels	Remote Sensor Adj.	Yes	Comfort Cooled Fresh Air	Central Supply and Extract	6	8	Negative	G4	43	41		300	n/a	None	A	80	Switch	Floor 0m	See Guidance Notes	n/a	
DSR	1	DSR	Y1510	28	18	Adjacent Space Transfer Air	None	No	None	Central Dirty Extract	0	6	Negative	None	43	60		100	n/a	None	A	90	Presence detection	Floor 0m	See Guidance Notes	n/a	
Ward																											

RHSC / DCN Environmental Matrix

Dept	Dept	Room Name	Qty	Room Function	ADB Code	Temp (max)	Temp (min)	Heating Type	Heating Control	Cooling (present)	Cooling (type)	Ventilation (type)	Supply (ach/hr)	Extract (ach/hr)	Relative pressure	Min filtration	Surface temp	Water temp	Safety Notes	Normal lux	Night lux	Local lux	Standby grade	Colour render	Control	Plane	Medical Location		
G3	On-Call Suite	On-Call Bedroom	3	Bedroom	D1311	25	18	Radiant Panels	Remote Sensor Adj.	Yes	Comfort Cooled Fresh Air	Natural & Central Supply Air	4	via ensuite	Balanced	G4	43	41		100	5	300	A	80	Switch / Dimmer	Bed / Trolley 1.45m	See Guidance Notes	1	
		DSR	1	DSR	Y1510	28	18	Adjacent Space Transfer Air	None	No	None	Central Dirty Extract	0	6	Negative	None	43	60		100	n/a	None	A	90	Presence detection	Floor 0m	See Guidance Notes	n/a	
		Mini Kitchen	1	Eating/Drinking	D0608-01	28	18	Radiant Panels	Remote Sensor Adj.	Yes	Comfort Cooled Fresh Air	Central Supply and Extract	10 l/s per person	10 l/s per person	Balanced	G4	43	41		300	n/a	None	A	80	Switch	Floor 0m	See Guidance Notes	n/a	
		En-suite Shower / WC / WHB	3	Bathroom	V1643	28	20	Adjacent Space Transfer Air	None	No	None	Central Dirty Extract	0	10	Negative	None	43	41		200	n/a	None	A	80	Presence detection	Floor 0m	See Guidance Notes	n/a	
H1	Child Life & Health	Seminar / Tutorial Room	2	Classroom	H1313-03	25	18	Radiant Panels	Remote Sensor Adj.	Yes	Ceiling Cassette - Chilled Water	Central Supply and Extract	10 l/s per person	10 l/s per person	Balanced	G4	43	41		300	n/a	None	A	80	Switch	Desk 0.75 to 0.85m	See Guidance Notes	n/a	
		Conference / Meeting Room	1	Meeting Room	H1313-03	25	18	Radiant Panels	Remote Sensor Adj.	Yes	Ceiling Cassette - Chilled Water	Central Supply and Extract	10 l/s per person	10 l/s per person	Balanced	G4	43	n/a		300	n/a	None	A	80	Switch	Desk 0.75 to 0.85m	See Guidance Notes	n/a	
		Lockers	1	Changing Facilities	V0726	28	18	Radiant Panels	Remote Sensor Adj.	Yes	Comfort Cooled Fresh Air	Central Supply and Extract	6	10	positive to wc	G4	43	41		100	n/a	None	A	80	Presence detection	Floor 0m	See Guidance Notes	n/a	
		WC - Ambulant	4	Toilet	V1010	28	18	Adjacent Space Transfer Air	None	No	None	Central Dirty Extract	0	10	Negative	None	43	41		200	n/a	None	A	80	Presence detection	Floor 0m	See Guidance Notes	n/a	
		WC - Accessible	2	Toilet	V0922	28	18	Adjacent Space Transfer Air	None	No	None	Central Dirty Extract	0	10	Negative	None	43	41		200	n/a	None	A	80	Presence detection	Floor 0m	See Guidance Notes	n/a	
		Waiting Area	1	Waiting Room	J0132-02	28	18	Radiant Panels	Remote Sensor Adj.	Yes	Comfort Cooled Fresh Air	Central Supply and Extract	5	5	Balanced	G4	43	n/a		300	n/a	None	A	80	Switch	Floor 0m	See Guidance Notes	n/a	
		Admin Office	1	20.5	Cellular / Ward Offices	M0251	25	18	Radiant Panels	Remote Sensor Adj.	Yes	Comfort Cooled Fresh Air	Central Supply and Extract	4	4	Balanced	G4	43	n/a		300	n/a	None	A	80	Switch	Desk 0.75 to 0.85m	See Guidance Notes	n/a
		Beverage Bay	1	3.0	Tea Making	P0625	28	18	Adjacent Space Transfer Air	None	No	None	Central General Extract	0	5	Negative	None	43	41		200	n/a	None	A	80	switch	Floor 0m	See Guidance Notes	n/a
		Head of Department	1	16	Cellular / Ward Offices	M0251	25	18	Radiant Panels	Remote Sensor Adj.	Yes	Comfort Cooled Fresh Air	Central Supply and Extract	4	4	Balanced	G4	43	n/a		300	n/a	None	A	80	Switch	Desk 0.75 to 0.85m	See Guidance Notes	n/a
		Laboratory / Finance Manager's Office	1	11	Cellular / Ward Offices	M0251	25	18	Radiant Panels	Remote Sensor Adj.	Yes	Comfort Cooled Fresh Air	Central Supply and Extract	4	4	Balanced	G4	43	n/a		300	n/a	None	A	80	Switch	Desk 0.75 to 0.85m	See Guidance Notes	n/a
		Student Records Store	1	12.0	Storage Area Equipment	W1585-??	28	16	Radiant Panels	Remote Sensor Adj.	No	None	Central General Extract	0	3	Negative	None	43	n/a		200	n/a	None	A	80	Presence detection	Floor 0m	See Guidance Notes	n/a
		Senior Academic Staff	6	11	Cellular / Ward Offices	M0251	25	18	Radiant Panels	Remote Sensor Adj.	Yes	Comfort Cooled Fresh Air	Central Supply and Extract	4	4	Balanced	G4	43	n/a		300	n/a	None	A	80	Switch	Desk 0.75 to 0.85m	See Guidance Notes	n/a
		16 Person Office	1	80	Open Plan Office	M0132-01	25	18	Radiant Panels	Remote Sensor Adj.	Yes	Comfort Cooled Fresh Air	Central Supply and Extract	4	4	Balanced	G4	43	n/a		300	n/a	None	A	80	Switch	Desk 0.75 to 0.85m	See Guidance Notes	n/a
		Meeting Room - 4 person	1	6.0	Meeting Room	H1313-01	25	18	Radiant Panels	Remote Sensor Adj.	Yes	Ceiling Cassette - Chilled Water	Central Supply and Extract	10 l/s per person	10 l/s per person	Balanced	G4	43	n/a		300	n/a	None	A	80	Switch	Desk 0.75 to 0.85m	See Guidance Notes	n/a
		Stationery / Photocopying	1	6.0	Cellular / Ward Offices	M0251	25	18	Radiant Panels	Remote Sensor Adj.	Yes	Comfort Cooled Fresh Air	Central Supply and Extract	4	4	Balanced	G4	43	n/a		300	n/a	None	A	80	Switch	Desk 0.75 to 0.85m	See Guidance Notes	n/a
		Tissue Culture Room	1	9.0	Laboratory	L0102-03	25	18	Radiant Panels	Remote Sensor Adj.	Yes	Ceiling Cassette - Chilled Water	Central Supply and Extract	6	6	Balanced	F7	43	60		500	n/a	None	A	80	Switch	Desk 0.75 to 0.85m	See Guidance Notes	n/a
		Freezer Store	1	6.0	Storage Area Equipment	W1585-??	28	16	Radiant Panels	Remote Sensor Adj.	No	None	Central General Extract	0	3	Negative	None	43	n/a		200	n/a	None	A	80	Presence detection	Floor 0m	See Guidance Notes	n/a
		Physiological Laboratory	1	45.0	Laboratory	L0102-02	25	18	Radiant Panels	Remote Sensor Adj.	Yes	Ceiling Cassette - Chilled Water	Central Supply and Extract	6	6	Balanced	F7	43	60		500	n/a	None	A	80	Switch	Desk 0.75 to 0.85m	See Guidance Notes	n/a
		DSR	1	7.0	DSR	Y1510	28	18	Adjacent Space Transfer Air	None	No	None	Central Dirty Extract	0	6	Negative	None	43	60		100	n/a	None	A	90	Presence detection	Floor 0m	See Guidance Notes	n/a
		Disposal Hold	1	10.0	Disposal Hold	Y0646	28	18	Adjacent Space Transfer Air	None	No	None	Central Dirty Extract	0	10	Negative	None	43	n/a		100	n/a	None	A	90	Presence detection	Floor 0m	See Guidance Notes	n/a
Molecular Biology Laboratory	1	45.0	Laboratory	L0102-01	25	18	Radiant Panels	Remote Sensor Adj.	Yes	Ceiling Cassette - Chilled Water	Central Supply and Extract	6	6	Balanced	F7	43	60		500	n/a	None	A	80	Switch	Desk 0.75 to 0.85m	See Guidance Notes	n/a		
H2	Clinical Research Facility	Waiting Play Area	1	Waiting Room	J0132-02	28	18	Radiant Panels	Remote Sensor Adj.	Yes	Comfort Cooled Fresh Air	Central Supply and Extract	5	5	Balanced	G4	43	n/a		300	n/a	None	A	80	Switch	Floor 0m	See Guidance Notes	n/a	
		Reception	1	3.0	Reception	J0132-01	28	18	Radiant Panels	Remote Sensor Adj.	Yes	Comfort Cooled Fresh Air	Central Supply Air	4	4	Balanced	G4	43	n/a		300	n/a	None	A	80	Switch	Desk 0.75 to 0.85m	See Guidance Notes	n/a
		DSR	1	7.0	DSR	Y1510	28	18	Adjacent Space Transfer Air	None	No	None	Central Dirty Extract	0	6	Negative	None	43	60		100	n/a	None	A	90	Presence detection	Floor 0m	See Guidance Notes	n/a
		Clinical Study Room	1	63.0	Consulting Room	B0405-01	28	18	Radiant Panels	Remote Sensor Adj.	Yes	Comfort Cooled Fresh Air	Central Supply and Extract	3	3	Balanced	G4	43	41		300	n/a	1000	A	80	Switch	Bed / Trolley 1.45m	See Guidance Notes	1
		En Suite Shower / WC / WHB	1	6.0	Bathroom	V1643	28	20	Adjacent Space Transfer Air	None	No	None	Central Dirty Extract	0	10	Negative	None	43	41		200	n/a	None	A	80	Presence detection	Floor 0m	See Guidance Notes	n/a
		Single Bed Room	2	15.0	Bedroom	B0305-01	25	18	Radiant Panels	Remote Sensor Adj.	Yes	Comfort Cooled Fresh Air	Natural & Central Supply Air	4	via ensuite	Balanced	G4	43	41		100	5	300	A	80	Switch / Dimmer	Bed / Trolley 1.45m	See Guidance Notes	1
		Isolation Bedroom Entrance Lobby	1	4.0	Isolation Lobby	G0510	25	18	Warm Air - Reheat Battery	Local / BMS Adjustable Sensor	Yes	Comfort Cooled Fresh Air	Central Supply	69	0	Positive	F7	43	n/a		200	n/a	None	A	80	Presence detection	Floor 0m	See Guidance Notes	n/a
		En Suite Shower / WC / WHB	2	4.5	Bathroom	V1643	28	20	Adjacent Space Transfer Air	None	No	None	Central Dirty Extract	0	10	Negative	None	43	41		200	n/a	None	A	80	Presence detection	Floor 0m	See Guidance Notes	n/a
		WC Accessible Patients	1	3.0	Toilet	V0922	28	18	Adjacent Space Transfer Air	None	No	None	Central Dirty Extract	0	10	Negative	None	43	41		200	n/a	None	A	80	Presence detection	Floor 0m	See Guidance Notes	n/a
		Clean Utility	1	8.0	Clean Utility	T0101	28	18	Radiant Panels	TRV Remote Head Adj.	Yes	Comfort Cooled Fresh Air	Central Supply Air	6	10	Positive	G4	43	41		150	n/a	None	A	80	Presence detection	General working plane 1m	See Guidance Notes	n/a
		Dirty Utility	1	6.0	Dirty utility	Y0431	28	18	Adjacent Space Transfer Air	None	No	None	Central Dirty Extract	0	6	Negative	None	43	41		200	n/a	None	A	80	Presence detection	Floor 0m	See Guidance Notes	n/a
		Pantry	1	6.0	Pantry	P0627	28	18	Radiant Panels	Remote Sensor Adj.	Yes	Comfort Cooled Fresh Air	Central Supply and Extract	6	8	Negative	G4	43	41		300	n/a	None	A	80	Switch	Floor 0m	See Guidance Notes	n/a
		Linen Bay	1	1.5	Linen Bay	W1594-01	28	16	Adjacent Space Transfer Air	None	No	None	Central Extract	0	3	Negative	None	43	n/a		200	n/a	None	A	80	Presence detection	Floor 0m	See Guidance Notes	n/a
		Consult/Examination	1	15.5	Consulting Room	C0224	28	18	Radiant Panels	Remote Sensor Adj.	Yes	Comfort Cooled Fresh Air	Central Supply and Extract	3	3	Balanced	G4	43	41		300	n/a	1000	A	80	Switch	Bed / Trolley 1.45m	See Guidance Notes	1
		Consult / Assessment	1	12.0	Consulting Room	C0224	28	18	Radiant Panels	Remote Sensor Adj.	Yes	Comfort Cooled Fresh Air	Central Supply and Extract	3	3	Balanced	G4	43	41		300	n/a	1000	A	80	Switch	Bed / Trolley 1.45m	See Guidance Notes	1
		WC Staff	1	3.0	Toilet	V1010	28	18	Adjacent Space Transfer Air	None	No	None	Central Dirty Extract	0	10	Negative	None	43	41		200	n/a	None	A	80	Presence detection	Floor 0m	See Guidance Notes	n/a
		Disposal Hold	1	10.0	Disposal Hold	Y0646	28	18	Adjacent Space Transfer Air	None	No	None	Central Dirty Extract	0	10	Negative	None	43	n/a		100	n/a	None	A	90	Presence detection	Floor 0m	See Guidance Notes	n/a
		Store - Equipment	1	24.0	Storage Area Equipment	W1585	28	16	Radiant Panels	Remote Sensor Adj.	No	None	Central General Extract	0	3	Negative	None	43	n/a		200	n/a	None	A	80	Presence detection	Floor 0m	See Guidance Notes	n/a
		Sample Processing	1	15.0	Diagnostic room	L1804	25	18	Warm Air - Reheat Battery	BMS Adjustable Sensor	Yes	Comfort Cooled Fresh Air	Central Supply and Extract	to suit location	to suit location	Balanced	F7	43	41		300	n/a	1000	A	80	Switch / Dimmer	General working plane 1m	See Guidance Notes	1
		Office - 4 person	1	20	Cellular / Ward Offices	M0251	25	18	Radiant Panels	Remote Sensor Adj.	Yes	Comfort Cooled Fresh Air	Central Supply and Extract	4	4	Balanced	G4	43	n/a		300	n/a	None	A	80	Switch	Desk 0.75 to 0.85m	See Guidance Notes	n/a
Seminar Room	1	40.0	Meeting Room	H1313-03	25	18	Radiant Panels	Remote Sensor Adj.	Yes	Ceiling Cassette - Chilled Water	Central Supply and Extract	10 l/s per person	10 l/s per person	Balanced	G4	43	n/a		300	n/a	None	A	80	Switch	Desk 0.75 to 0.85m	See Guidance Notes	n/a		
Meeting Room	1	25.0	Meeting Room	H1313-03	25	18	Radiant Panels	Remote Sensor Adj.	Yes	Ceiling Cassette - Chilled Water	Central Supply and Extract	10 l/s per person	10 l/s per person	Balanced	G4	43	n/a		300	n/a	None	A	80	Switch	Desk 0.75 to 0.85m	See Guidance Notes	n/a		
Scenario Room	1	20.0	Meeting Room	H1313-03	25	18	Radiant Panels	Remote Sensor Adj.	Yes	Ceiling Cassette - Chilled Water	Central Supply and Extract	10 l/s per person	10 l/s per person	Balanced	G4	43	n/a		300	n/a	None	A	80	Switch	Desk 0.75 to 0.85m	See Guidance Notes	n/a		
Control Room	1	8.0	Diagnostic room	C0516	25	18	Warm Air - Reheat Battery	BMS Adjustable Sensor	Yes	Comfort Cooled Fresh Air	Central Supply and Extract	to suit location	to suit location	Balanced	F7	43	41		300	n/a	1000	A	80	Switch / Dimmer	General working plane 1m	See Guidance Notes	1		
Workshop / Tutorial Room	3	20.0	Classroom	H0202-01	25	18	Radiant Panels	Remote Sensor Adj.	Yes	Ceiling Cassette - Chilled Water	Central Supply and Extract	10 l/s per person	10 l/s per person	Balanced	G4	43	41		300	n/a	None	A	80	Switch	Desk 0.75 to 0.85m	See Guidance Notes	n/a		
Practice Based Educators Office	1	20	Cellular / Ward Offices	M0251	25	18	Radiant Panels	Remote Sensor Adj.	Yes	Comfort																			

RHSC / DCN Environmental Matrix

Dept	Dept	Room Name	Qty	Room Function	ADB Code	Temp (max)	Temp (min)	Heating Type	Heating Control	Cooling (present)	Cooling (type)	Ventilation (type)	Supply (ach/hr)	Extract (ach/hr)	Relative pressure	Min filtration	Surface temp	Water temp	Safety Notes	Normal lux	Night lux	Local lux	Standby grade	Colour render	Control	Plane	Medical Location		
I1	Main Entrance - Public Spaces	Computer Carrels	6	Cellular / Ward Offices	M0251-01	25	18	Radiant Panels	Remote Sensor Adj.	Yes	Comfort Cooled Fresh Air	Central Supply and Extract	4	4	Balanced	G4	43	n/a		300	n/a	None	A	80	Switch	Desk 0.75 to 0.85m	See Guidance Notes	n/a	
		Draught Lobby	1	Circulation Areas - Entrance Lobby	G0800-01	28	Not Controlled	Warm Air Door Curtain	BMS Adjustable Sensor	No	None	None	None	0	0	Balanced	None	n/a	n/a		200	n/a	None	A	80	Presence detection	Floor 0m	See Guidance Notes	n/a
		Reception / Information Desk	1	Reception	J0132-01	28	18	Radiant Panels	Remote Sensor Adj.	Yes	Comfort Cooled Fresh Air	Central Supply Air	4	4	Balanced	G4	43	n/a		300	n/a	None	A	80	Switch	Desk 0.75 to 0.85m	See Guidance Notes	n/a	
		Waiting Area	1	Waiting Room	J1155	28	18	Radiant Panels	Remote Sensor Adj.	Yes	Comfort Cooled Fresh Air	Central Supply and Extract	5	5	Balanced	G4	43	n/a		300	n/a	None	A	80	Switch	Floor 0m	See Guidance Notes	n/a	
		Public Telephone Booth	1	Circulation Phone Booth	G0710	28	18	Radiant Panels	Remote Sensor Adj.	No	None	None	n/a	0	0	n/a	n/a	n/a	n/a		200	n/a	None	A	80	Presence detection	Floor 0m	See Guidance Notes	n/a
		Fire Control room	1	Cellular / Ward Offices	M0251	25	18	Radiant Panels	Remote Sensor Adj.	Yes	Comfort Cooled Fresh Air	Central Supply and Extract	4	4	Balanced	G4	43	n/a		300	n/a	None	A	80	Switch	Desk 0.75 to 0.85m	See Guidance Notes	n/a	
		Vending Machine	1	Waiting Room	J0132-02	28	18	Radiant Panels	Remote Sensor Adj.	Yes	Comfort Cooled Fresh Air	Central Supply and Extract	5	5	Balanced	G4	43	n/a		300	n/a	None	A	80	Switch	Floor 0m	See Guidance Notes	n/a	
		WC - Visitors	1	Toilet	V1010	28	18	Adjacent Space Transfer Air	None	No	None	None	Central Dirty Extract	0	10	Negative	None	43	41		200	n/a	None	A	80	Presence detection	Floor 0m	See Guidance Notes	n/a
		WC - Wheelchair accessible	1	Toilet	V0922	28	18	Adjacent Space Transfer Air	None	No	None	None	Central Dirty Extract	0	10	Negative	None	43	41		200	n/a	None	A	80	Presence detection	Floor 0m	See Guidance Notes	n/a
		Assisted Change/Nappy Change	1	Nappy Change	V1131	25	18	Radiant Panels	Remote Sensor Adj.	No	None	None	Central Dirty Extract	0	10	Negative	None	43	41		100	n/a	None	A	80	Presence detection	Floor 0m	See Guidance Notes	n/a
		DSR	1	DSR	Y1510	28	18	Adjacent Space Transfer Air	None	No	None	None	Central Dirty Extract	0	6	Negative	None	43	60		100	n/a	None	A	90	Presence detection	Floor 0m	See Guidance Notes	n/a
I2	Bed & Toy Stores	Security Office	1	Cellular / Ward Offices	M0251	25	18	Radiant Panels	Remote Sensor Adj.	Yes	Comfort Cooled Fresh Air	Central Supply and Extract	4	4	Balanced	G4	43	n/a		300	n/a	None	A	80	Switch	Desk 0.75 to 0.85m	See Guidance Notes	n/a	
		Wheelchair Bay	1	Circulation Areas	G0180-02	28	18	underfloor heating / none to suit location	BMS Adjustable Sensor	No	None	None	to suit location	to suit location	to suit location	Balanced	G4	43	41		200	n/a	None	A	80	presence detection	Floor 0m	See Guidance Notes	n/a
		DSR	1	DSR	Y1510	28	18	Adjacent Space Transfer Air	None	No	None	None	Central Dirty Extract	0	6	Negative	None	43	60		100	n/a	None	A	90	Presence detection	Floor 0m	See Guidance Notes	n/a
J1	Bereavement Suite	Store - Beds	1	Storage Area Equipment	W1585-??	28	16	Radiant Panels	Remote Sensor Adj.	No	None	Central General Extract	0	3	Negative	None	43	n/a		200	n/a	None	A	80	Presence detection	Floor 0m	See Guidance Notes	n/a	
		Store - Toys	1	Storage Area Equipment	W1585-??	28	16	Radiant Panels	Remote Sensor Adj.	No	None	None	Central General Extract	0	3	Negative	None	43	n/a		200	n/a	None	A	80	Presence detection	Floor 0m	See Guidance Notes	n/a
		Body Viewing Room	1	Body View	S0027-01	25	8	Radiant Panels	Remote Sensor Adj.	Yes	Ceiling Cassette - Specialist Cooling	Central Supply and Extract	4	6	Negative	G4	43	n/a		300	n/a	None	A	80	Switch / Dimmer	Floor 0m	See Guidance Notes	n/a	
		Lobby	1	Circulation Areas - Entrance Lobby	G0800	28	Not Controlled	Warm Air Door Curtain	BMS Adjustable Sensor	No	None	None	None	0	0	Balanced	None	n/a	n/a		200	n/a	None	A	80	Presence detection	Floor 0m	See Guidance Notes	n/a
J2	Ritual & Pastoral	Sitting Room with Beverage Bay	1	Common room/staff room/lounge	D1120	28	18	Radiant Panels	Remote Sensor Adj.	Yes	Comfort Cooled Fresh Air	Central Supply and Extract	6	8	Negative	G4	43	41		300	n/a	None	A	80	Switch	Floor 0m	See Guidance Notes	n/a	
		WC - Wheelchair accessible	1	Toilet	V0922	28	18	Adjacent Space Transfer Air	None	No	None	None	Central Dirty Extract	0	10	Negative	None	43	41		200	n/a	None	A	80	Presence detection	Floor 0m	See Guidance Notes	n/a
		Prayer / Meditation / Reflection Area	1	Common room/staff room/lounge	D0434-04	28	18	Radiant Panels	Remote Sensor Adj.	Yes	Comfort Cooled Fresh Air	Central Supply and Extract	6	8	Negative	G4	43	41		300	n/a	None	A	80	Switch	Floor 0m	See Guidance Notes	n/a	
		Store	1	Storage Area Equipment	W1585	28	16	Radiant Panels	Remote Sensor Adj.	No	None	None	Central General Extract	0	3	Negative	None	43	n/a		200	n/a	None	A	80	Presence detection	Floor 0m	See Guidance Notes	n/a
		WC wheelchair accessible / Ritual Washing Area	1	Toilet	V0922-02	28	18	Adjacent Space Transfer Air	None	No	None	None	Central Dirty Extract	0	10	Negative	None	43	41		200	n/a	None	A	80	Presence detection	Floor 0m	See Guidance Notes	n/a
		Office	1	Cellular / Ward Offices	M0251	25	18	Radiant Panels	Remote Sensor Adj.	Yes	Comfort Cooled Fresh Air	Central Supply and Extract	4	4	Balanced	G4	43	n/a		300	n/a	None	A	80	Switch	Desk 0.75 to 0.85m	See Guidance Notes	n/a	
		Interview Room	1	Meeting Room	M0724	25	18	Radiant Panels	Remote Sensor Adj.	Yes	Ceiling Cassette - Chilled Water	Central Supply and Extract	10 l/s per person	10 l/s per person	Balanced	G4	43	n/a		300	n/a	None	A	80	Switch	Desk 0.75 to 0.85m	See Guidance Notes	n/a	
		Waiting	1	Waiting Room	J0132-02	28	18	Radiant Panels	Remote Sensor Adj.	Yes	Comfort Cooled Fresh Air	Central Supply and Extract	5	5	Balanced	G4	43	n/a		300	n/a	None	A	80	Switch	Floor 0m	See Guidance Notes	n/a	
		Meeting Rooms (family size)	2	Meeting Room	H1313-03	25	18	Radiant Panels	Remote Sensor Adj.	Yes	Ceiling Cassette - Chilled Water	Central Supply and Extract	10 l/s per person	10 l/s per person	Balanced	G4	43	n/a		300	n/a	None	A	80	Switch	Desk 0.75 to 0.85m	See Guidance Notes	n/a	
		Drop-In Lounge / Beverage Bay	1	Common room/staff room/lounge	D1120-02	28	18	Radiant Panels	Remote Sensor Adj.	Yes	Comfort Cooled Fresh Air	Central Supply and Extract	6	8	Negative	G4	43	41		300	n/a	None	A	80	Switch	Floor 0m	See Guidance Notes	n/a	
K1	Family Support	Drop-In Multi-Purpose Room	1	Meeting Room	H1313-03	25	18	Radiant Panels	Remote Sensor Adj.	Yes	Ceiling Cassette - Chilled Water	Central Supply and Extract	10 l/s per person	10 l/s per person	Balanced	G4	43	n/a		300	n/a	None	A	80	Switch	Desk 0.75 to 0.85m	See Guidance Notes	n/a	
		Complementary Therapy Room	1	Consulting Room	X0613	28	18	Radiant Panels	Remote Sensor Adj.	Yes	Comfort Cooled Fresh Air	Central Supply and Extract	3	3	Balanced	G4	43	41		300	n/a	1000	A	80	Switch	Bed / Trolley 1.45m	See Guidance Notes	1	
		Interview Rooms	2	Meeting Room	M0724	25	18	Radiant Panels	Remote Sensor Adj.	Yes	Ceiling Cassette - Chilled Water	Central Supply and Extract	10 l/s per person	10 l/s per person	Balanced	G4	43	n/a		300	n/a	None	A	80	Switch	Desk 0.75 to 0.85m	See Guidance Notes	n/a	
		Radio Lollipop Broadcasting Studio, Lobby	1	Circulation Areas	C0516-01	28	18	underfloor heating / none to suit location	BMS Adjustable Sensor	No	None	None	to suit location	to suit location	to suit location	Balanced	G4	43	41		200	n/a	None	A	80	presence detection	Floor 0m	See Guidance Notes	n/a
		Office 1	1	Cellular / Ward Offices	M0251	25	18	Radiant Panels	Remote Sensor Adj.	Yes	Comfort Cooled Fresh Air	Central Supply and Extract	4	4	Balanced	G4	43	n/a		300	n/a	None	A	80	Switch	Desk 0.75 to 0.85m	See Guidance Notes	n/a	
		Office 2	1	Cellular / Ward Offices	M0251	25	18	Radiant Panels	Remote Sensor Adj.	Yes	Comfort Cooled Fresh Air	Central Supply and Extract	4	4	Balanced	G4	43	n/a		300	n/a	None	A	80	Switch	Desk 0.75 to 0.85m	See Guidance Notes	n/a	
		Office 3	1	Cellular / Ward Offices	M0251	25	18	Radiant Panels	Remote Sensor Adj.	Yes	Comfort Cooled Fresh Air	Central Supply and Extract	4	4	Balanced	G4	43	n/a		300	n/a	None	A	80	Switch	Desk 0.75 to 0.85m	See Guidance Notes	n/a	
		Office 4	1	Cellular / Ward Offices	M0251	25	18	Radiant Panels	Remote Sensor Adj.	Yes	Comfort Cooled Fresh Air	Central Supply and Extract	4	4	Balanced	G4	43	n/a		300	n/a	None	A	80	Switch	Desk 0.75 to 0.85m	See Guidance Notes	n/a	
		Office 5	1	Cellular / Ward Offices	M0251	25	18	Radiant Panels	Remote Sensor Adj.	Yes	Comfort Cooled Fresh Air	Central Supply and Extract	4	4	Balanced	G4	43	n/a		300	n/a	None	A	80	Switch	Desk 0.75 to 0.85m	See Guidance Notes	n/a	
		Office 6	1	Cellular / Ward Offices	M0251	25	18	Radiant Panels	Remote Sensor Adj.	Yes	Comfort Cooled Fresh Air	Central Supply and Extract	4	4	Balanced	G4	43	n/a		300	n/a	None	A	80	Switch	Desk 0.75 to 0.85m	See Guidance Notes	n/a	
		Beverage Bay	1	Tea Making	P0625	28	18	Adjacent Space Transfer Air	None	No	None	None	Central General Extract	0	5	Negative	None	43	41		200	n/a	None	A	80	Switch	Desk 0.75 to 0.85m	See Guidance Notes	n/a
		DSR	1	DSR	Y1510	28	18	Adjacent Space Transfer Air	None	No	None	None	Central Dirty Extract	0	6	Negative	None	43	60		100	n/a	None	A	90	Presence detection	Floor 0m	See Guidance Notes	n/a
		Store	1	Storage Area Equipment	W1585	28	16	Radiant Panels	Remote Sensor Adj.	No	None	None	Central General Extract	0	3	Negative	None	43	n/a		200	n/a	None	A	80	Presence detection	Floor 0m	See Guidance Notes	n/a
		Store	1	Storage Area Equipment	W1585	28	16	Radiant Panels	Remote Sensor Adj.	No	None	None	Central General Extract	0	3	Negative	None	43	n/a		200	n/a	None	A	80	Presence detection	Floor 0m	See Guidance Notes	n/a
		WC - Staff	1	Toilet	V1010	28	18	Adjacent Space Transfer Air	None	No	None	None	Central Dirty Extract	0	10	Negative	None	43	41		200	n/a	None	A	80	Presence detection	Floor 0m	See Guidance Notes	n/a
		Nappy Changing Room	1	Toilet	V1131	28	18	Adjacent Space Transfer Air	None	No	None	None	Central Dirty Extract	0	10	Negative	None	43	41		200	n/a	None	A	80	Presence detection	Floor 0m	See Guidance Notes	n/a
		WC - Wheelchair accessible	2	Toilet	V0922	28	18	Adjacent Space Transfer Air	None	No	None	None	Central Dirty Extract	0	10	Negative	None	43	41		200	n/a	None	A	80	Presence detection	Floor 0m	See Guidance Notes	n/a
Wheelchair Bay	1	Circulation Equipment Storage Bays	G0180-02	28	16	Adjacent Space Transfer Air	None	No	None	None	Central General Extract	0	3	Negative	None	43	n/a		200	n/a	None	A	80	Presence detection	Floor 0m	See Guidance Notes	n/a		
K2	Family Hotel	Reception/Waiting	1	Waiting Room	J0232-01	28	18	Radiant Panels	Remote Sensor Adj.	Yes	Comfort Cooled Fresh Air	Central Supply and Extract	5	5	Balanced	G4	43	n/a		300	n/a	None	A	80	Switch	Floor 0m	See Guidance Notes	n/a	
		Office - 1 person	1	Cellular / Ward Offices	M0251	25	18	Radiant Panels	Remote Sensor Adj.	Yes	Comfort Cooled Fresh Air	Central Supply and Extract	4	4	Balanced	G4	43	n/a		300	n/a	None	A	80	Switch	Desk 0.75 to 0.85m	See Guidance Notes	n/a	
		Lounge - non residents	1	Common room/staff room/lounge	D1120-02	28	18	Radiant Panels	Remote Sensor Adj.	Yes	Comfort Cooled Fresh Air	Central Supply and Extract	6	8	Negative	G4	43	41		300	n/a	None	A	80	Switch	Floor 0m	See Guidance Notes	n/a	
		WC - Female	1	Toilet	V1010	28	18	Adjacent Space Transfer Air	None	No	None	None	Central Dirty Extract	0	10	Negative	None	43	41		200	n/a	None	A	80	Presence detection	Floor 0m	See Guidance Notes	n/a
		WC - Male	1	Toilet	V1010	28	18	Adjacent Space Transfer Air	None	No	None	None	Central Dirty Extract	0	10	Negative	None	43	41		200	n/a	None	A	80	Presence detection	Floor 0m	See Guidance Notes	n/a
		WC - Wheelchair accessible	1	Toilet	V0922	28	18	Adjacent Space Transfer Air	None	No	None	None	Central Dirty Extract	0	10	Negative	None	43	41										

RHSC / DCN Environmental Matrix

Dept	Dept	Room Name	Qty	Room Function	ADB Code	Temp (max)	Temp (min)	Heating Type	Heating Control	Cooling (present)	Cooling (type)	Ventilation (type)	Supply (achr)	Extract (achr)	Relative pressure	Min filtration	Surface temp	Water temp	Safety Notes	Normal lux	Night lux	Local lux	Standby grade	Colour render	Control	Plane	Medical Location	
		WC - Wheelchair accessible	1	4.5 Toilet	V0922	28	18	Adjacent Space Transfer Air	None	No	None	Central Dirty Extract	0	10	Negative	None	43	41		200	n/a	None	A	80	Presence detection	Floor 0m	See Guidance Notes	n/a
		Store	2	12.0 Storage Area Equipment	W1585	28	16	Radiant Panels	Remote Sensor Adj.	No	None	Central General Extract	0	3	Negative	None	43	n/a		200	n/a	None	A	80	Presence detection	Floor 0m	See Guidance Notes	n/a
		Laundry	2	15.0 Laundry	Y0521	28	18	Adjacent Space Transfer Air	None	Yes	Comfort Cooled Fresh Air	Central Supply and Extract	6	10	Negative	G4	43	60		300	n/a	None	A	80	Switch	Floor 0m	See Guidance Notes	n/a
		DSR	1	7.0 DSR	Y1510	28	18	Adjacent Space Transfer Air	None	No	None	Central Dirty Extract	0	6	Negative	None	43	60		100	n/a	None	A	90	Presence detection	Floor 0m	See Guidance Notes	n/a
		Store	1	10.0 Storage Area Equipment	W1585	28	16	Radiant Panels	Remote Sensor Adj.	No	None	Central General Extract	0	3	Negative	None	43	n/a		200	n/a	None	A	80	Presence detection	Floor 0m	See Guidance Notes	n/a
		En-suite Shower / WC / WHB	26	6.0 Toilet	V0922	28	18	Adjacent Space Transfer Air	None	No	None	Central Dirty Extract	0	10	Negative	None	43	41		200	n/a	None	A	80	Presence detection	Floor 0m	See Guidance Notes	n/a
		Storage - refuse	1	10.0 Disposal Hold	Y0646	28	18	Adjacent Space Transfer Air	None	No	None	Central Dirty Extract	0	10	Negative	None	43	n/a		100	n/a	None	A	90	Presence detection	Floor 0m	See Guidance Notes	n/a
		Waiting Area, relatives	1	30.0 Waiting Room	J0132-02	28	18	Radiant Panels	Remote Sensor Adj.	Yes	Comfort Cooled Fresh Air	Central Supply and Extract	5	5	Balanced	G4	43	n/a		300	n/a	None	A	80	Switch	Floor 0m	See Guidance Notes	n/a
		Multi-Disciplinary Office / Reception	1	18.0 Multi Disciplinary Work Areas	M0254	25	18	Radiant Panels	Remote Sensor Adj.	Yes	Comfort Cooled Fresh Air	Central Supply and Extract	4	4	Balanced	G4	43	n/a		300	n/a	1000	A	80	Switch	Desk 0.75 to 0.85m	See Guidance Notes	n/a
		Refreshment, Vending Machine	1	3.0 Waiting Room	J0132-02	28	18	Radiant Panels	Remote Sensor Adj.	Yes	Comfort Cooled Fresh Air	Central Supply and Extract	5	5	Balanced	G4	43	n/a		300	n/a	None	A	80	Switch	Floor 0m	See Guidance Notes	n/a
		Visitor toilets, baby changing	2	4.5 Toilet	V1131	28	18	Adjacent Space Transfer Air	None	No	None	Central Dirty Extract	0	10	Negative	None	43	41		200	n/a	None	A	80	Presence detection	Floor 0m	See Guidance Notes	n/a
		WC: Independent Wheelchair	1	4.5 Toilet	V0922	28	18	Adjacent Space Transfer Air	None	No	None	Central Dirty Extract	0	10	Negative	None	43	41		200	n/a	None	A	80	Presence detection	Floor 0m	See Guidance Notes	n/a
		Interview/Relatives Quiet Room	1	9.0 Meeting Room	M0724	25	18	Radiant Panels	Remote Sensor Adj.	Yes	Ceiling Cassette - Chilled Water	Central Supply and Extract	10 l/s per person	10 l/s per person	Balanced	G4	43	n/a		300	n/a	None	A	80	Switch	Desk 0.75 to 0.85m	See Guidance Notes	n/a
		Consulting/Examination Room	4	15.5 Consulting Room	C0224	28	18	Radiant Panels	Remote Sensor Adj.	Yes	Comfort Cooled Fresh Air	Central Supply and Extract	3	3	Balanced	G4	43	41		300	n/a	1000	A	80	Switch	Bed / Trolley 1.45m	See Guidance Notes	1
		Patient Waiting	1	20.0 Waiting Room	J0132-02	28	18	Radiant Panels	Remote Sensor Adj.	Yes	Comfort Cooled Fresh Air	Central Supply and Extract	5	5	Balanced	G4	43	n/a		300	n/a	None	A	80	Switch	Floor 0m	See Guidance Notes	n/a
		Receiving/Resuscitation area	1	30.0 Resuscitation Bay	B1411	25	21	Radiant Panels	Remote Sensor Adj.	Yes	Comfort Cooled Fresh Air	Central Supply and Extract	10	6	Positive	G4	43	41		500	n/a	1000	A	80	Switch	Bed / Trolley 1.45m	See Guidance Notes	n/a
		Relatives Overnight Stay Room	1	10.0 Relatives Overnight Stay	D1311	28	20	Radiant Panels	Remote Sensor Adj.	Yes	Comfort Cooled Fresh Air	Central Supply and Extract	4	0	Positive	G4	43	41		100	n/a	None	A	80	Switch	Bed / Trolley 1.45m	See Guidance Notes	n/a
		Ensuite Accessible Shower/Wc/WHB	1	6.0 Bathroom	V1643	28	20	Adjacent Space Transfer Air	None	No	None	Central Dirty Extract	0	10	Negative	None	43	41		200	n/a	None	A	80	Presence detection	Floor 0m	See Guidance Notes	n/a
		Single Bed Room	12	19.0 Bedroom	B0305	25	18	Radiant Panels	Remote Sensor Adj.	Yes	Comfort Cooled Fresh Air	Natural & Central Supply Air	4	via ensuite	Balanced	G4	43	41		100	5	300	A	80	Switch / Dimmer	Bed / Trolley 1.45m	See Guidance Notes	1
		Ensuite Shower/Wc/WHB	12	4.5 Bathroom	V1643	28	20	Adjacent Space Transfer Air	None	No	None	Central Dirty Extract	0	10	Negative	None	43	41		200	n/a	None	A	80	Presence detection	Floor 0m	See Guidance Notes	n/a
		Single Bedroom (level 1)	12	19.0 Bedroom	B0305	25	18	Radiant Panels	Remote Sensor Adj.	Yes	Comfort Cooled Fresh Air	Natural & Central Supply Air	4	via ensuite	Balanced	G4	43	41		100	5	300	A	80	Switch / Dimmer	Bed / Trolley 1.45m	See Guidance Notes	1
		Shower Room:en-suite	12	4.5 Bathroom	V1643	28	20	Adjacent Space Transfer Air	None	No	None	Central Dirty Extract	0	10	Negative	None	43	41		200	n/a	None	A	80	Presence detection	Floor 0m	See Guidance Notes	n/a
		Touchdown Base	4	2.0 staff base	T0151	28	18	Radiant Panels	Remote Sensor Adj.	No	None	Central Supply and Extract	10 l/s per person	10 l/s per person	Balanced	G4	n/a	n/a		200/300	n/a	None	A	80	Switch / Dimmer	Desk 0.75 to 0.85m	See Guidance Notes	n/a
		Ward Management Office	1	10.0 Cellular / Ward Offices	M0251	25	18	Radiant Panels	Remote Sensor Adj.	Yes	Comfort Cooled Fresh Air	Central Supply and Extract	4	4	Balanced	G4	43	n/a		300	n/a	None	A	80	Switch	Desk 0.75 to 0.85m	See Guidance Notes	n/a
		Multi-disciplinary Office	1	18.0 Multi Disciplinary Work Areas	M0254	25	18	Radiant Panels	Remote Sensor Adj.	Yes	Comfort Cooled Fresh Air	Central Supply and Extract	4	4	Balanced	G4	43	n/a		300	n/a	None	A	80	Switch	Desk 0.75 to 0.85m	See Guidance Notes	n/a
		Staff Base	1	6.0 Cellular / Ward Offices	M0251	25	18	Radiant Panels	Remote Sensor Adj.	Yes	Comfort Cooled Fresh Air	Central Supply and Extract	4	4	Balanced	G4	43	n/a		300	n/a	None	A	80	Switch	Desk 0.75 to 0.85m	See Guidance Notes	n/a
		Linen Bay	2	1.5 Linen Bay	W1594-01	28	16	Adjacent Space Transfer Air	None	No	None	Central Extract	0	3	Negative	None	43	n/a		200	n/a	None	A	80	Presence detection	Floor 0m	See Guidance Notes	n/a
		Resuscitation Trolley Bay	2	1.0 Resus Trolley bay	G0180-01	28	18	Adjacent Space Transfer Air	None	No	None	None	0	0	n/a	None	43	n/a		500	n/a	None	A	90	Switch	Bed / Trolley 1.45m	See Guidance Notes	n/a
		Mobile X-Ray Bay	1	4.0 Circulation Equipment Storage Bays	G0180-06	28	16	Adjacent Space Transfer Air	None	No	None	Central General Extract	0	3	Negative	None	43	n/a		200	n/a	None	A	80	Presence detection	Floor 0m	See Guidance Notes	n/a
		Pantry	1	8.0 Pantry	P0627	28	18	Radiant Panels	Remote Sensor Adj.	Yes	Comfort Cooled Fresh Air	Central Supply and Extract	6	8	Negative	G4	43	41		300	n/a	None	A	80	Switch	Floor 0m	See Guidance Notes	n/a
		Interview/Relatives Quiet Room	1	9.0 Meeting Room	M0724	25	18	Radiant Panels	Remote Sensor Adj.	Yes	Ceiling Cassette - Chilled Water	Central Supply and Extract	10 l/s per person	10 l/s per person	Balanced	G4	43	n/a		300	n/a	None	A	80	Switch	Desk 0.75 to 0.85m	See Guidance Notes	n/a
		Teaching Room	1	20.0 Classroom	H1313-03	25	18	Radiant Panels	Remote Sensor Adj.	Yes	Ceiling Cassette - Chilled Water	Central Supply and Extract	10 l/s per person	10 l/s per person	Balanced	G4	43	41		300	n/a	None	A	80	Switch	Desk 0.75 to 0.85m	See Guidance Notes	n/a
		Hoist Bay	2	3.0 Circulation Equipment Storage Bays	G0180-03	28	16	Adjacent Space Transfer Air	None	No	None	Central General Extract	0	3	Negative	None	43	n/a		200	n/a	None	A	80	Presence detection	Floor 0m	See Guidance Notes	n/a
		Clean Utility	1	12.0 Clean Utility	T0101	28	18	Radiant Panels	Remote Sensor Adj.	Yes	Comfort Cooled Fresh Air	Central Supply Air	6	0	Positive	G4	43	41		150	n/a	None	A	80	Presence detection	General working plane 1m	See Guidance Notes	n/a
		Dirty Utility	2	14.0 Dirty utility	Y0431	28	18	Adjacent Space Transfer Air	None	No	None	Central Dirty Extract	0	6	Negative	None	43	41		200	n/a	None	A	80	Presence detection	Floor 0m	See Guidance Notes	n/a
		DSR	1	7.0 DSR	Y1510	28	18	Adjacent Space Transfer Air	None	No	None	Central Dirty Extract	0	6	Negative	None	43	60		100	n/a	None	A	90	Presence detection	Floor 0m	See Guidance Notes	n/a
		Disposal Hold	2	10.0 Disposal Hold	Y0646	28	18	Adjacent Space Transfer Air	None	No	None	Central Dirty Extract	0	10	Negative	None	43	n/a		100	n/a	None	A	90	Presence detection	Floor 0m	See Guidance Notes	n/a
		Storage Equipment	1	10.0 Storage Area Equipment	W1585	28	16	Radiant Panels	Remote Sensor Adj.	No	None	Central General Extract	0	3	Negative	None	43	n/a		200	n/a	None	A	80	Presence detection	Floor 0m	See Guidance Notes	n/a
		Storage Consumables	1	18.0 Storage Area Equipment	W1585-??	28	16	Radiant Panels	Remote Sensor Adj.	No	None	Central General Extract	0	3	Negative	None	43	n/a		200	n/a	None	A	80	Presence detection	Floor 0m	See Guidance Notes	n/a
		Storage Stationery	1	4.0 Storage Area Equipment	W1585-??	28	16	Radiant Panels	Remote Sensor Adj.	No	None	Central General Extract	0	3	Negative	None	43	n/a		200	n/a	None	A	80	Presence detection	Floor 0m	See Guidance Notes	n/a
		Staff Room	1	9.0 Common room/staff room/lounge	D0608-03	28	18	Radiant Panels	Remote Sensor Adj.	Yes	Comfort Cooled Fresh Air	Central Supply and Extract	6	8	Negative	G4	43	41		300	n/a	None	A	80	Switch	Floor 0m	See Guidance Notes	n/a
		Ward Kitchen	1	12.0 Ward Kitchen	P0627-01	28	18	Adjacent Space Transfer Air	None	Yes	Ceiling Cassette - Chilled Water	Central General Extract	0	6	Negative	G4	n/a	60		500	n/a	None	A	80	Switch	General working plane 1m	See Guidance Notes	n/a
		WC Staff	3	3.0 Toilet	V1010	28	18	Adjacent Space Transfer Air	None	No	None	Central Dirty Extract	0	10	Negative	None	43	41		200	n/a	None	A	80	Presence detection	Floor 0m	See Guidance Notes	n/a
		Reception	1	3.0 Reception	J0132-01	28	18	Radiant Panels	Remote Sensor Adj.	Yes	Comfort Cooled Fresh Air	Central Supply Air	4	4	Balanced	G4	43	n/a		300	n/a	None	A	80	Switch	Desk 0.75 to 0.85m	See Guidance Notes	n/a
		Waiting Area	1	16.5 Waiting Room	J0132-02	28	18	Radiant Panels	Remote Sensor Adj.	Yes	Comfort Cooled Fresh Air	Central Supply and Extract	5	5	Balanced	G4	43	n/a		300	n/a	None	A	80	Switch	Floor 0m	See Guidance Notes	n/a
		WC: Semi Ambulant	2	3.0 Toilet	V1010	28	18	Adjacent Space Transfer Air	None	No	None	Central Dirty Extract	0	10	Negative	None	43	41		200	n/a	None	A	80	Presence detection	Floor 0m	See Guidance Notes	n/a
		WC: Independent Wheelchair	1	4.5 Toilet	V0922	28	18	Adjacent Space Transfer Air	None	No	None	Central Dirty Extract	0	10	Negative	None	43	41		200	n/a	None	A	80	Presence detection	Floor 0m	See Guidance Notes	n/a
		Single Bedroom	41	19.0 Bedroom	B0305	25	18	Radiant Panels	Remote Sensor Adj.	Yes	Comfort Cooled Fresh Air	Natural & Central Supply Air	4	via ensuite	Balanced	G4	43	41		100	5	300	A	80	Switch / Dimmer	Bed / Trolley 1.45m	See Guidance Notes	1
		Single Isolation Bedroom	2	19.0 Isolation Bedroom	B0308-??	25	21	Adjacent Space Transfer Air	BMS Adjustable Sensor	Yes	Comfort Cooled Fresh Air	Supply via lobby	10	0	Balanced	F7	43	41		100	5	300	A	80	Switch / Dimmer	Bed / Trolley 1.45m	See Guidance Notes	1
		Isolation Bedroom Entrance Lobby	2	4.0 Isolation Lobby	G0510-02	25	18	Warm Air - Reheat Battery	Local / BMS Adjustable Sensor	Yes	Comfort Cooled Fresh Air	Central Supply	69	0	Positive	F7	43	n/a		200	n/a	None	A	80	Presence detection	Floor 0m	See Guidance Notes	n/a
		Shower Room:en-suite	43</																									

RHSC / DCN Environmental Matrix

Dept	Dept	Room Name	Qty	Room Function	ADB Code	Temp (max)	Temp (min)	Heating Type	Heating Control	Cooling (present)	Cooling (type)	Ventilation (type)	Supply (ach/hr)	Extract (ach/hr)	Relative pressure	Min filtration	Surface temp	Water temp	Safety Notes	Normal lux	Night lux	Local lux	Standby grade	Colour render	Control	Plane	Medical Location	
		Pantry	2	8.0	Pantry	P0627	28	18	Radiant Panels	Remote Sensor Adj.	Yes	Comfort Cooled Fresh Air	Central Supply and Extract	6	8	Negative	G4	43	41	300	n/a	None	A	80	Switch	Floor 0m	See Guidance Notes	n/a
		Mobile X-Ray Bay	1	4.0	Circulation Equipment Storage Bays	G0180-06	28	16	Adjacent Space Transfer Air	None	No	None	Central General Extract	0	3	Negative	None	43	n/a	200	n/a	None	A	80	Presence detection	Floor 0m	See Guidance Notes	n/a
		Resuscitation Trolley Bay	2	1.0	Resus Trolley bay	G0180-01	28	18	Adjacent Space Transfer Air	None	No	None	None	0	0	n/a	None	43	n/a	500	n/a	None	A	90	Switch	Bed / Trolley 1.45m	See Guidance Notes	n/a
		Hoist Bay	5	3.0	Circulation Equipment Storage Bays	G0180-03	28	16	Adjacent Space Transfer Air	None	No	None	Central General Extract	0	3	Negative	None	43	n/a	200	n/a	None	A	80	Presence detection	Floor 0m	See Guidance Notes	n/a
		Store	2	12.0	Storage Area Equipment	W1585	28	16	Radiant Panels	Remote Sensor Adj.	No	None	Central General Extract	0	3	Negative	None	43	n/a	200	n/a	None	A	80	Presence detection	Floor 0m	See Guidance Notes	n/a
		Linen Bay	2	1.5	Linen Bay	W1594-01	28	16	Adjacent Space Transfer Air	None	No	None	Central Extract	0	3	Negative	None	43	n/a	200	n/a	None	A	80	Presence detection	Floor 0m	See Guidance Notes	n/a
		Clean Utility	2	12.0	Clean Utility	T0101	28	18	Radiant Panels	Remote Sensor Adj.	Yes	Comfort Cooled Fresh Air	Central Supply Air	6	0	Positive	G4	43	41	150	n/a	None	A	80	Presence detection	General working plane 1m	See Guidance Notes	n/a
		Dirty Utility	3	14.0	Dirty utility	Y0431	28	18	Adjacent Space Transfer Air	None	No	None	Central Dirty Extract	0	6	Negative	None	43	41	200	n/a	None	A	80	Presence detection	Floor 0m	See Guidance Notes	n/a
		DSR	2	7.0	DSR	Y1510	28	18	Adjacent Space Transfer Air	None	No	None	Central Dirty Extract	0	6	Negative	None	43	60	100	n/a	None	A	90	Presence detection	Floor 0m	See Guidance Notes	n/a
		Disposal Hold	2	10.0	Disposal Hold	Y0646	28	18	Adjacent Space Transfer Air	None	No	None	Central Dirty Extract	0	10	Negative	None	43	n/a	100	n/a	None	A	90	Presence detection	Floor 0m	See Guidance Notes	n/a
		Ward Kitchen	2	16.0	Ward Kitchen	P0627-01	28	18	Adjacent Space Transfer Air	None	Yes	Ceiling Cassette - Chilled Water	Central General Extract	0	6	Negative	G4	n/a	60	500	n/a	None	A	80	Switch	General working plane 1m	See Guidance Notes	n/a
		WC: Staff	4	3.0	Toilet	V1010	28	18	Adjacent Space Transfer Air	None	No	None	Central Dirty Extract	0	10	Negative	None	43	41	200	n/a	None	A	80	Presence detection	Floor 0m	See Guidance Notes	n/a
		Enquiry / Information Desk: 2 staff	1	8.0	Reception	J0132-01	28	18	Radiant Panels	Remote Sensor Adj.	Yes	Comfort Cooled Fresh Air	Central Supply Air	4	4	Balanced	G4	43	n/a	300	n/a	None	A	80	Switch	Desk 0.75 to 0.85m	See Guidance Notes	n/a
		Medical Records Store	1	8.0	Cellular / Ward Offices	M0251	25	18	Radiant Panels	Remote Sensor Adj.	Yes	Comfort Cooled Fresh Air	Central Supply and Extract	4	4	Balanced	G4	43	n/a	300	n/a	None	A	80	Switch	Desk 0.75 to 0.85m	See Guidance Notes	n/a
		Main Waiting	1	59.0	Waiting Room	J0132-02	28	18	Radiant Panels	Remote Sensor Adj.	Yes	Comfort Cooled Fresh Air	Central Supply and Extract	5	5	Balanced	G4	43	n/a	300	n/a	None	A	80	Switch	Floor 0m	See Guidance Notes	n/a
		Public Telephone Booth	1	1.5	Circulation Phone Booth	G0710	28	18	Radiant Panels	Remote Sensor Adj.	No	None	n/a	0	0	n/a	n/a	n/a	n/a	200	n/a	None	A	80	Presence detection	Floor 0m	See Guidance Notes	n/a
		Public Telephone: Single Booth, Accessible	1	2.0	Circulation Phone Booth	G0712	28	18	Radiant Panels	Remote Sensor Adj.	No	None	n/a	0	0	n/a	n/a	n/a	n/a	200	n/a	None	A	80	Presence detection	Floor 0m	See Guidance Notes	n/a
		WC Fully Accessible Changing Room	1	7.0	Changing Facilities	V0726	28	18	Radiant Panels	Remote Sensor Adj.	Yes	Comfort Cooled Fresh Air	Central Supply and Extract	6	10	positive to wc	G4	43	41	100	n/a	None	A	80	Presence detection	Floor 0m	See Guidance Notes	n/a
		Refreshment: Vending Machine	1	3.0	Waiting Room	J0132-02	28	18	Radiant Panels	Remote Sensor Adj.	Yes	Comfort Cooled Fresh Air	Central Supply and Extract	5	5	Balanced	G4	43	n/a	300	n/a	None	A	80	Switch	Floor 0m	See Guidance Notes	n/a
		Nurse Base	1	2.0	staff base	T0151	28	18	Radiant Panels	Remote Sensor Adj.	No	None	Central Supply and Extract	10l/s per person	10l/s per person	Balanced	G4	n/a	n/a	200/300	n/a	None	A	80	Switch / Dimmer	Desk 0.75 to 0.85m	See Guidance Notes	n/a
		WC - Wheelchair accessible	1	4.5	Toilet	V0922	28	18	Adjacent Space Transfer Air	None	No	None	Central Dirty Extract	0	10	Negative	None	43	41	200	n/a	None	A	80	Presence detection	Floor 0m	See Guidance Notes	n/a
		Physical Measurement	1	3.5	Consulting Room	C0522-02	28	18	Radiant Panels	Remote Sensor Adj.	Yes	Comfort Cooled Fresh Air	Central Supply and Extract	3	3	Balanced	G4	43	41	300	n/a	1000	A	80	Switch	Bed / Trolley 1.45m	See Guidance Notes	1
		Consult/Examination	15.5	15.5	Consulting Room	C0224	28	18	Radiant Panels	Remote Sensor Adj.	Yes	Comfort Cooled Fresh Air	Central Supply and Extract	3	3	Balanced	G4	43	41	300	n/a	1000	A	80	Switch	Bed / Trolley 1.45m	See Guidance Notes	1
		Consult/Multi-Disciplinary	2	24.0	Consulting Room	C0207-01	28	18	Radiant Panels	Remote Sensor Adj.	Yes	Comfort Cooled Fresh Air	Central Supply and Extract	3	3	Balanced	G4	43	41	300	n/a	1000	A	80	Switch	Bed / Trolley 1.45m	See Guidance Notes	1
		Treatment Room (with prep area)	1	16.0	Treatment Room	X0105-01	28	18	Radiant Panels	Remote Sensor Adj.	Yes	Comfort Cooled Fresh Air	Central Supply Air	10	0	Positive	F7	43	41	500	n/a	1000	A	80	Switch	Bed / Trolley 1.45m	See Guidance Notes	n/a
		Phlebotomy Room	1	8.0	Consulting Room	C0224-??	28	18	Radiant Panels	Remote Sensor Adj.	Yes	Comfort Cooled Fresh Air	Central Supply and Extract	3	3	Balanced	G4	43	41	300	n/a	1000	A	80	Switch	Bed / Trolley 1.45m	See Guidance Notes	1
		Store - Equipment / General	1	6.0	Storage Area Equipment	W1585-??	28	16	Radiant Panels	Remote Sensor Adj.	No	None	Central General Extract	0	3	Negative	None	43	n/a	200	n/a	None	A	80	Presence detection	Floor 0m	See Guidance Notes	n/a
		Sub Waiting Area	1	16.5	Waiting Room	J0132-02	28	18	Radiant Panels	Remote Sensor Adj.	Yes	Comfort Cooled Fresh Air	Central Supply and Extract	5	5	Balanced	G4	43	n/a	300	n/a	None	A	80	Switch	Floor 0m	See Guidance Notes	n/a
		Nurse Base	1	2.0	staff base	T0151	28	18	Radiant Panels	Remote Sensor Adj.	No	None	Central Supply and Extract	10l/s per person	10l/s per person	Balanced	G4	n/a	n/a	200/300	n/a	None	A	80	Switch / Dimmer	Desk 0.75 to 0.85m	See Guidance Notes	n/a
		WC - Wheelchair accessible	1	4.5	Consulting Room	V0922	28	18	Radiant Panels	Remote Sensor Adj.	Yes	Comfort Cooled Fresh Air	Central Supply and Extract	3	3	Balanced	G4	43	41	300	n/a	1000	A	80	Switch	Bed / Trolley 1.45m	See Guidance Notes	1
		Physical Measurement	1	3.5	Consulting Room	C0522-02	28	18	Radiant Panels	Remote Sensor Adj.	Yes	Comfort Cooled Fresh Air	Central Supply and Extract	3	3	Balanced	G4	43	41	300	n/a	1000	A	80	Switch	Bed / Trolley 1.45m	See Guidance Notes	1
		Consult/Examination	4	15.5	Consulting Room	C0224	28	18	Radiant Panels	Remote Sensor Adj.	Yes	Comfort Cooled Fresh Air	Central Supply and Extract	3	3	Balanced	G4	43	41	300	n/a	1000	A	80	Switch	Bed / Trolley 1.45m	See Guidance Notes	1
		Multi-Disciplinary Office	1	26.0	Multi Disciplinary Work Areas	M0254	25	18	Radiant Panels	Remote Sensor Adj.	Yes	Comfort Cooled Fresh Air	Central Supply and Extract	4	4	Balanced	G4	43	n/a	300	n/a	None	A	80	Switch	Desk 0.75 to 0.85m	See Guidance Notes	n/a
		Clean Utility	1	8.0	Clean Utility	T0101	28	18	Radiant Panels	Remote Sensor Adj.	Yes	Comfort Cooled Fresh Air	Central Supply Air	6	0	Positive	G4	43	41	150	n/a	None	A	80	Presence detection	General working plane 1m	See Guidance Notes	n/a
		Dirty Utility: urine test	1	11.0	Dirty utility	Y0431	28	18	Adjacent Space Transfer Air	None	No	None	Central Dirty Extract	0	6	Negative	None	43	41	200	n/a	None	A	80	Presence detection	Floor 0m	See Guidance Notes	n/a
		Patient Interview Room	1	9.0	Meeting Room	M0724	25	18	Radiant Panels	Remote Sensor Adj.	Yes	Ceiling Cassette - Chilled Water	Central Supply and Extract	10 l/s per person	10 l/s per person	Balanced	G4	43	n/a	300	n/a	None	A	80	Switch	Desk 0.75 to 0.85m	See Guidance Notes	n/a
		Outpatients Management Office	1	9.0	Cellular / Ward Offices	M0251	25	18	Radiant Panels	Remote Sensor Adj.	Yes	Comfort Cooled Fresh Air	Central Supply and Extract	4	4	Balanced	G4	43	n/a	300	n/a	None	A	80	Switch	Desk 0.75 to 0.85m	See Guidance Notes	n/a
		Staff Room	1	12.0	Common room/staff room/lounge	D0608-03	28	18	Radiant Panels	Remote Sensor Adj.	Yes	Comfort Cooled Fresh Air	Central Supply and Extract	6	8	Negative	G4	43	41	300	n/a	None	A	80	Switch	Floor 0m	See Guidance Notes	n/a
		WC - Staff	2	3.0	Toilet	V1010	28	18	Adjacent Space Transfer Air	None	No	None	Central Dirty Extract	0	10	Negative	None	43	41	200	n/a	None	A	80	Presence detection	Floor 0m	See Guidance Notes	n/a
		Store: Clinical Supplies, Equipment & Stationery	1	15.0	Storage Area Equipment	W1585	28	16	Radiant Panels	Remote Sensor Adj.	No	None	Central General Extract	0	3	Negative	None	43	n/a	200	n/a	None	A	80	Presence detection	Floor 0m	See Guidance Notes	n/a
		Linen Bay	1	1.5	Linen Bay	W1594-01	28	16	Adjacent Space Transfer Air	None	No	None	Central Extract	0	3	Negative	None	43	n/a	200	n/a	None	A	80	Presence detection	Floor 0m	See Guidance Notes	n/a
		DSR	1	7.0	DSR	Y1510	28	18	Adjacent Space Transfer Air	None	No	None	Central Dirty Extract	0	6	Negative	None	43	60	100	n/a	None	A	90	Presence detection	Floor 0m	See Guidance Notes	n/a
		Waiting	1	18.0	Waiting Room	J0132-02	28	18	Radiant Panels	Remote Sensor Adj.	Yes	Comfort Cooled Fresh Air	Central Supply and Extract	5	5	Balanced	G4	43	n/a	300	n/a	None	A	80	Switch	Floor 0m	See Guidance Notes	n/a
		Staff Lockers	1	4.5	Changing Facilities	V0726	28	18	Radiant Panels	Remote Sensor Adj.	Yes	Comfort Cooled Fresh Air	Central Supply and Extract	6	10	positive to wc	G4	43	41	100	n/a	None	A	80	Presence detection	Floor 0m	See Guidance Notes	n/a
		Reception	1	8.0	Reception	J0132-01	28	18	Radiant Panels	Remote Sensor Adj.	Yes	Comfort Cooled Fresh Air	Central Supply Air	4	4	Balanced	G4	43	n/a	300	n/a	None	A	80	Switch	Desk 0.75 to 0.85m	See Guidance Notes	n/a
		ADL Kitchen	1	22.0	Pantry	Q0120	28	18	Radiant Panels	Remote Sensor Adj.	Yes	Comfort Cooled Fresh Air	Central Supply and Extract	6	8	Negative	G4	43	41	300	n/a	None	A	80	Switch	Floor 0m	See Guidance Notes	n/a
		ADL Bathroom, Shower, WC with hoists	1	13.0	Toilet	V1736-01	28	18	Adjacent Space Transfer Air	None	No	None	Central Dirty Extract	0	10	Negative	None	43	41	200	n/a	None	A	80	Presence detection	Floor 0m	See Guidance Notes	n/a
		Physio Treatment Room	1	15.0	Physiotherapy Studio	X0105-02	28	18	Radiant Panels	Remote Sensor Adj.	Yes	Comfort Cooled Fresh Air	Central Supply and Extract	5	6	Negative	G4	43	41	300	n/a	None	A	80	Switch / Dimmer	Floor 0m	See Guidance Notes	n/a
		Multi-Purpose Rehabilitation Room	1	80.0	Physiotherapy Studio	X0318	28	18	Radiant Panels	Remote Sensor Adj.	Yes	Comfort Cooled Fresh Air	Central Supply and Extract	5	6	Negative	G4	43	41	300	n/a	None	A	80	Switch / Dimmer	Floor 0m	See Guidance Notes	n/a
		Consult/Examination	1	15.5	Consulting Room	C0224	28	18	Radiant Panels	Remote Sensor Adj.	Yes	Comfort Cooled Fresh Air	Central Supply and Extract	3	3	Balanced	G4	43	41	300	n/a	1000	A	80				

RHSC / DCN Environmental Matrix

Dept	Programmer	Room Name	Qty	Room Function	ADB Code	Temp (max)	Temp (min)	Heating Type	Heating Control	Cooling (present)	Cooling (type)	Ventilation (type)	Supply (ach/hr)	Extract (ach/hr)	Relative pressure	Min filtration	Surface temp	Water temp	Safety Notes	Normal lux	Night lux	Local lux	Standby grade	Colour render	Control	Plane	Medical Location	
M3	Investigations Unit	Treatment Area	1	45.0	Treatment Room	X0111	28	18	Radiant Panels	Remote Sensor Adj.	Yes	Comfort Cooled Fresh Air	Central Supply Air	10	0	Positive	F7	43	41	500	n/a	1000	A	80	Switch	Bed / Trolley 1.45m	See Guidance Notes	n/a
		Treatment Room	1	16.0	Treatment Room	X0105	28	18	Radiant Panels	Remote Sensor Adj.	Yes	Comfort Cooled Fresh Air	Central Supply Air	10	0	Positive	F7	43	41	500	n/a	1000	A	80	Switch	Bed / Trolley 1.45m	See Guidance Notes	n/a
M4	DCN Neurophysiology	Waiting Area (DCN)	1	15.0	Waiting Room	J0132-02	28	18	Radiant Panels	Remote Sensor Adj.	Yes	Comfort Cooled Fresh Air	Central Supply and Extract	5	5	Balanced	G4	43	n/a	300	n/a	None	A	80	Switch	Floor 0m	See Guidance Notes	n/a
		WC - wheelchair accessible (DCN)	1	4.5	Toilet	V0922	28	18	Adjacent Space Transfer Air	None	No	None	Central Dirty Extract	0	10	Negative	None	43	41	200	n/a	None	A	80	Presence detection	Floor 0m	See Guidance Notes	n/a
		EEG Recording Room	3	16.0	Diagnostic room	X0125	25	18	Warm Air - Reheat Battery	BMS Adjustable Sensor	Yes	Comfort Cooled	Central Supply and Extract	to suit location	to suit location	Balanced	F7	43	41	300	n/a	1000	A	80	Switch / Dimmer	General working plane 1m	See Guidance Notes	1
		EMG/Nerve Conduction Room	3	16.0	Diagnostic room	X0136	25	18	Warm Air - Reheat Battery	BMS Adjustable Sensor	Yes	Comfort Cooled	Central Supply and Extract	to suit location	to suit location	Balanced	F7	43	41	300	n/a	1000	A	80	Switch / Dimmer	General working plane 1m	See Guidance Notes	1
		VTEM/Ambulatory Review Room	1	20.0	Diagnostic room	M0251	25	18	Warm Air - Reheat Battery	BMS Adjustable Sensor	Yes	Comfort Cooled	Central Supply and Extract	to suit location	to suit location	Balanced	F7	43	41	300	n/a	1000	A	80	Switch / Dimmer	General working plane 1m	See Guidance Notes	1
		Reporting Room	1	20.0	Cellular / Ward Offices	M0251	25	18	Radiant Panels	Remote Sensor Adj.	Yes	Comfort Cooled Fresh Air	Central Supply and Extract	4	4	Balanced	G4	43	n/a	300	n/a	None	A	80	Switch	Desk 0.75 to 0.85m	See Guidance Notes	n/a
		HOD Office	1	10.0	Cellular / Ward Offices	M0251	25	18	Radiant Panels	Remote Sensor Adj.	Yes	Comfort Cooled Fresh Air	Central Supply and Extract	4	4	Balanced	G4	43	n/a	300	n/a	None	A	80	Switch	Desk 0.75 to 0.85m	See Guidance Notes	n/a
		Clinical Physiologist Room	1	24.6	Cellular / Ward Offices	M0251	25	18	Radiant Panels	Remote Sensor Adj.	Yes	Comfort Cooled Fresh Air	Central Supply and Extract	4	4	Balanced	G4	43	n/a	300	n/a	None	A	80	Switch	Desk 0.75 to 0.85m	See Guidance Notes	n/a
		Secretarial Office	1	9.0	Cellular / Ward Offices	M0251	25	18	Radiant Panels	Remote Sensor Adj.	Yes	Comfort Cooled Fresh Air	Central Supply and Extract	4	4	Balanced	G4	43	n/a	300	n/a	None	A	80	Switch	Desk 0.75 to 0.85m	See Guidance Notes	n/a
		Quiet Room	1	10.0	Common room/staff room/lounge	H1107-01	28	18	Radiant Panels	Remote Sensor Adj.	Yes	Comfort Cooled Fresh Air	Central Supply and Extract	6	8	Negative	G4	43	41	300	n/a	None	A	80	Switch	Floor 0m	See Guidance Notes	n/a
N1	DCN Entrance	Store / Records	1	32.5	Storage Area Equipment	W1585-??	28	16	Radiant Panels	Remote Sensor Adj.	No	None	Central General Extract	0	3	Negative	None	43	n/a	200	n/a	None	A	80	Presence detection	Floor 0m	See Guidance Notes	n/a
		WC - Staff	1	3.0	Toilet	V1010	28	18	Adjacent Space Transfer Air	None	No	None	Central Dirty Extract	0	10	Negative	None	43	41	200	n/a	None	A	80	Presence detection	Floor 0m	See Guidance Notes	n/a
		Reception / Information Desk	1	6.0	Reception	J0132-01	28	18	Radiant Panels	Remote Sensor Adj.	Yes	Comfort Cooled Fresh Air	Central Supply Air	4	4	Balanced	G4	43	n/a	300	n/a	None	A	80	Switch	Desk 0.75 to 0.85m	See Guidance Notes	n/a
		Draught Lobby	1	9.0	Circulation Areas - Entrance Lobby	G0800-01	28	Not Controlled	Warm Air Door Curtain	BMS Adjustable Sensor	No	None	None	to suit location	to suit location	Balanced	None	n/a	n/a	200	n/a	None	A	80	Presence detection	Floor 0m	See Guidance Notes	n/a
		Waiting Area	1	8.0	Waiting Room	J1155	28	18	Radiant Panels	Remote Sensor Adj.	Yes	Comfort Cooled Fresh Air	Central Supply and Extract	5	5	Balanced	G4	43	n/a	300	n/a	None	A	80	Switch	Floor 0m	See Guidance Notes	n/a
		Vending Machine	1	3.0	Circulation Areas	P0808	28	18	underfloor heating / none to suit location	BMS Adjustable Sensor	No	None	to suit location	to suit location	Balanced	G4	43	41	200	n/a	None	A	80	presence detection	Floor 0m	See Guidance Notes	n/a	
		WC - Visitors	1	3.0	Toilet	V1010	28	18	Adjacent Space Transfer Air	None	No	None	Central Dirty Extract	0	10	Negative	None	43	41	200	n/a	None	A	80	Presence detection	Floor 0m	See Guidance Notes	n/a
		Wheelchair Bay	1	6.0	Circulation Equipment Storage Bays	G0180-02	28	16	Adjacent Space Transfer Air	None	No	None	Central General Extract	0	3	Negative	None	43	n/a	200	n/a	None	A	80	Presence detection	Floor 0m	See Guidance Notes	n/a
		WC - Wheelchair accessible	1	4.5	Toilet	V0922	28	18	Adjacent Space Transfer Air	None	No	None	Central Dirty Extract	0	10	Negative	None	43	41	200	n/a	None	A	80	Presence detection	Floor 0m	See Guidance Notes	n/a
		N2	DCN Wards / Health Records Support - (N2)	Staff Room	1	34.0	Common room/staff room/lounge	D0608-03	28	18	Radiant Panels	Remote Sensor Adj.	Yes	Comfort Cooled Fresh Air	Central Supply and Extract	6	8	Negative	G4	43	41	300	n/a	None	A	80	Switch	Floor 0m
Disposal Hold (small)	1			4.0	Disposal Hold	Y0646	28	18	Adjacent Space Transfer Air	None	No	None	Central Dirty Extract	0	10	Negative	None	43	n/a	100	n/a	None	A	80	Presence detection	Floor 0m	See Guidance Notes	n/a
N3	DCN Wards / Health Records Support - (N3)	Staff Reception / Office / Control Base	1	20.0	Reception	J0132-01	28	18	Radiant Panels	Remote Sensor Adj.	Yes	Comfort Cooled Fresh Air	Central Supply Air	4	4	Balanced	G4	43	n/a	300	n/a	None	A	80	Switch	Desk 0.75 to 0.85m	See Guidance Notes	n/a
		Reception	1	8.0	Reception	J0132-01	28	18	Radiant Panels	Remote Sensor Adj.	Yes	Comfort Cooled Fresh Air	Central Supply Air	4	4	Balanced	G4	43	n/a	300	n/a	None	A	80	Switch	Desk 0.75 to 0.85m	See Guidance Notes	n/a
		Multi-Disciplinary Office	1	18.0	Multi Disciplinary Work Areas	M0254	25	18	Radiant Panels	Remote Sensor Adj.	Yes	Comfort Cooled Fresh Air	Central Supply and Extract	4	4	Balanced	G4	43	n/a	300	n/a	None	A	80	Switch	Desk 0.75 to 0.85m	See Guidance Notes	n/a
		Main Waiting/Play Area	1	50.0	Waiting Room	J0132-02	28	18	Radiant Panels	Remote Sensor Adj.	Yes	Comfort Cooled Fresh Air	Central Supply and Extract	5	5	Balanced	G4	43	n/a	300	n/a	None	A	80	Switch	Floor 0m	See Guidance Notes	n/a
		WC - Wheelchair accessible	3	4.5	Toilet	V0922	28	18	Adjacent Space Transfer Air	None	No	None	Central Dirty Extract	0	10	Negative	None	43	41	200	n/a	None	A	80	Presence detection	Floor 0m	See Guidance Notes	n/a
		Single Rooms ensuite	3	15.0	Bathroom	V1643	28	20	Adjacent Space Transfer Air	None	No	None	Central Dirty Extract	0	10	Negative	None	43	41	200	n/a	None	A	80	Presence detection	Floor 0m	See Guidance Notes	n/a
		En Suite WC / WHB	3	4.5	Toilet	V1010	28	18	Adjacent Space Transfer Air	None	No	None	Central Dirty Extract	0	10	Negative	None	43	41	200	n/a	None	A	80	Presence detection	Floor 0m	See Guidance Notes	n/a
		Changing Cubicles	3	4.0	Changing Facilities	V0726	28	18	Radiant Panels	Remote Sensor Adj.	Yes	Comfort Cooled Fresh Air	Central Supply and Extract	6	10	positive to wc	G4	43	41	100	n/a	None	A	80	Presence detection	Floor 0m	See Guidance Notes	n/a
		Locker Bay	1	13.0	Changing Facilities	V0726	28	18	Radiant Panels	Remote Sensor Adj.	Yes	Comfort Cooled Fresh Air	Central Supply and Extract	6	10	positive to wc	G4	43	41	100	n/a	None	A	80	Presence detection	Floor 0m	See Guidance Notes	n/a
		Interview Rooms	2	12.0	Meeting Room	M0724	25	18	Radiant Panels	Remote Sensor Adj.	Yes	Ceiling Cassette - Chilled Water	Central Supply and Extract	10 l/s per person	10 l/s per person	Balanced	G4	43	n/a	300	n/a	None	A	80	Switch	Desk 0.75 to 0.85m	See Guidance Notes	n/a
		Consult/Examination	2	15.5	Consulting Room	C0224	28	18	Radiant Panels	Remote Sensor Adj.	Yes	Comfort Cooled Fresh Air	Central Supply and Extract	3	3	Balanced	G4	43	41	300	n/a	1000	A	80	Switch	Bed / Trolley 1.45m	See Guidance Notes	1
		Physical Measurement Bay	1	3.5	Consulting Room	C0522-02	28	18	Radiant Panels	Remote Sensor Adj.	Yes	Comfort Cooled Fresh Air	Central Supply and Extract	3	3	Balanced	G4	43	41	300	n/a	1000	A	80	Switch	Bed / Trolley 1.45m	See Guidance Notes	1
		Reception, administration office & communication base: 4 staff	1	24.0	Reception	J0132-01	28	18	Radiant Panels	Remote Sensor Adj.	Yes	Comfort Cooled Fresh Air	Central Supply Air	4	4	Balanced	G4	43	n/a	300	n/a	None	A	80	Switch	Desk 0.75 to 0.85m	See Guidance Notes	n/a
		Duty Room: 2 porters	1	5.0	Cellular / Ward Offices	M0251	25	18	Radiant Panels	Remote Sensor Adj.	Yes	Comfort Cooled Fresh Air	Central Supply and Extract	4	4	Balanced	G4	43	n/a	300	n/a	None	A	80	Switch	Desk 0.75 to 0.85m	See Guidance Notes	n/a
		Admissions Lounge	1	36.0	Common room/staff room/lounge	D2155	28	18	Radiant Panels	Remote Sensor Adj.	Yes	Comfort Cooled Fresh Air	Central Supply and Extract	6	8	Negative	G4	43	41	300	n/a	None	A	80	Switch	Floor 0m	See Guidance Notes	n/a
		WC & handwash: accessible, wheelchair assisted	1	4.5	Toilet	V0922	28	18	Adjacent Space Transfer Air	None	No	None	Central Dirty Extract	0	10	Negative	None	43	41	200	n/a	None	A	80	Presence detection	Floor 0m	See Guidance Notes	n/a
		Consulting, examination & changing room	3	15.5	Consulting Room	C0224	28	18	Radiant Panels	Remote Sensor Adj.	Yes	Comfort Cooled Fresh Air	Central Supply and Extract	3	3	Balanced	G4	43	41	300	n/a	1000	A	80	Switch	Bed / Trolley 1.45m	See Guidance Notes	1
		Interview, counselling & quiet room: 5 persons	1	9.0	Meeting Room	M0724	25	18	Radiant Panels	Remote Sensor Adj.	Yes	Ceiling Cassette - Chilled Water	Central Supply and Extract	10 l/s per person	10 l/s per person	Balanced	G4	43	n/a	300	n/a	None	A	80	Switch	Desk 0.75 to 0.85m	See Guidance Notes	n/a
		Changing Cubicle	1	4.0	Changing Facilities	V0726	28	18	Radiant Panels	Remote Sensor Adj.	Yes	Comfort Cooled Fresh Air	Central Supply and Extract	6	10	positive to wc	G4	43	41	100	n/a	None	A	80	Presence detection	Floor 0m	See Guidance Notes	n/a
		WC & handwash: accessible, wheelchair assisted	1	4.5	Toilet	V0922	28	18	Adjacent Space Transfer Air	None	No	None	Central Dirty Extract	0	10	Negative	None	43	41	200	n/a	None	A	80	Presence detection	Floor 0m	See Guidance Notes	n/a
		Immediate Pre Theatre Wait	1	50.0	Waiting Room	J0132-02	28	18	Radiant Panels	Remote Sensor Adj.	Yes	Comfort Cooled Fresh Air	Central Supply and Extract	5	5	Balanced	G4	43	n/a	300	n/a	None	A	80	Switch	Floor 0m	See Guidance Notes	n/a
		WC - Wheelchair accessible	3	4.5	Toilet	V0922	28	18	Adjacent Space Transfer Air	None	No	None	Central Dirty Extract	0	10	Negative	None	43	41	200	n/a	None	A	80	Presence detection	Floor 0m	See Guidance Notes	n/a
		Anaesthetic Room	8	19.0	Operating Theatre Suite	N0305	25	18	warm air via AHU Battery	Local / BMS Adjustable Sensor	Yes	Comfort Cooled Fresh Air	Central Supply and Extract	In line with SHTM 03-01	In line with SHTM 03-01	F7	43	41	500	n/a	10,000 - 100,000	A	80	Switch	Bed / Trolley 1.45m	See Guidance Notes	n/a	
		Anaesthetic room: emergency operations	1	29.0	Operating Theatre Suite	N0305	25	18	warm air via AHU Battery	Local / BMS Adjustable Sensor	Yes	Comfort Cooled Fresh Air	Central Supply and Extract	In line with SHTM 03-01	In line with SHTM 03-01	F7	43	41	500	n/a	10,000 - 100,000	A	80	Switch	Bed / Trolley 1.45m	See Guidance Notes	n/a	
		Operating Theatre	9	55.0	Operating Theatre Suite	N0106-01	25	18	warm air via AHU Battery	Local / BMS Adjustable Sensor	Yes	Comfort Cooled Fresh Air	Central Supply and Extract	In line with SHTM 03-01	In line with SHTM 03-01	F7	43	41	500	n/a	10,000 - 100,000	A	80	Switch	Bed / Trolley 1.45m	See Guidance Notes	n/a	
		Minor Procedures Room	1	19.0	Operating Theatre Suite	N0106-01	25	18	warm air via AHU Battery	Local / BMS Adjustable Sensor	Yes	Comfort Cooled Fresh Air	Central Supply and Extract	In line with SHTM 03-01	In line with SHTM 03-01	F7	43	41	500	n/a	10,000 - 100,000	A	80	Switch	Bed / Trolley 1.45m	See Guidance Notes	n/a	
Scrub-up (single)	9	11.0	Operating Theatre Suite	N0224	25	18	warm air via AHU Battery	Local / BMS Adjustable Sensor	Yes	Comfort Cooled Fresh Air	Central Supply and Extract	In line with SHTM 03-01	In line with SHTM 03-01	F7	43	41	500	n/a	10,000 - 100,000	A	80	Switch	Bed / Trolley 1.45m	See Guidance Notes	n/a			
Preparation Room	10	12.0	Operating Theatre Suite	T0																								

RHSC / DCN Environmental Matrix

Dept	Room Name	Qty	Room Function	ADB Code	Temp (max)	Temp (min)	Heating Type	Heating Control	Cooling (present)	Cooling (type)	Ventilation (type)	Supply (ach/hr)	Extract (ach/hr)	Relative pressure	Min filtration	Surface temp	Water temp	Safety Notes	Normal lux	Night lux	Local lux	Standby grade	Colour render	Control	Plane	Medical Location	
P1 Operating Theatres & RHSC Surgical Day Case Unit	MRI Room	1	Diagnostic room	E0801-02	25	18	Warm Air - Reheat Battery	BMS Adjustable Sensor	Yes	Comfort Cooled	Central Supply and Extract	to suit location	to suit location	Balanced	F7	43	41		300	n/a	1000	A	80	Switch / Dimmer	General working plane 1m	See Guidance Notes	1
	Control Room - MRI	1	Cellular / Ward Offices	E0604-03	25	18	Radiant Panels	Remote Sensor Adj.	Yes	Comfort Cooled Fresh Air	Central Supply and Extract	4	4	Balanced	G4	43	n/a		300	n/a	None	A	80	Switch	Desk 0.75 to 0.85m	See Guidance Notes	n/a
	Equipment Room - MRI	1	Storage Area Equipment	E0311	28	16	Radiant Panels	Remote Sensor Adj.	No	None	Central General Extract	0	3	Negative	None	43	n/a		200	n/a	None	A	80	Presence detection	Floor 0m	See Guidance Notes	n/a
	Trolley Bay	2	Circulation Equipment Storage Bays	J1264	28	16	Adjacent Space Transfer Air	None	No	None	Central General Extract	0	3	Negative	None	43	n/a		200	n/a	None	A	80	Presence detection	Floor 0m	See Guidance Notes	n/a
	Sub-Wall Area	1	Waiting Room	J0132-02	28	18	Radiant Panels	Remote Sensor Adj.	Yes	Comfort Cooled Fresh Air	Central Supply and Extract	5	5	Balanced	G4	43	n/a		300	n/a	None	A	80	Switch	Floor 0m	See Guidance Notes	n/a
	WC Accessible	1	Toilet	V0922	28	18	Adjacent Space Transfer Air	None	No	None	Central Dirty Extract	0	10	Negative	None	43	41		200	n/a	None	A	80	Presence detection	Floor 0m	See Guidance Notes	n/a
	Preparation Room	1	Operating Theatre Suite	T0526	25	18	warm air via AHU Battery	Local / BMS Adjustable Sensor	Yes	Comfort Cooled Fresh Air	Central Supply and Extract	In line with SHTM 03-01	In line with SHTM 03-01		F7	43	41		500	n/a	10,000 - 100,000	A	80	Switch	Bed / Trolley 1.45m	See Guidance Notes	n/a
	Anaesthetic Room	1	Operating Theatre Suite	N0305	25	18	warm air via AHU Battery	Local / BMS Adjustable Sensor	Yes	Comfort Cooled Fresh Air	Central Supply and Extract	In line with SHTM 03-01	In line with SHTM 03-01		F7	43	41		500	n/a	10,000 - 100,000	A	80	Switch	Bed / Trolley 1.45m	See Guidance Notes	n/a
	Angiography Procedures Room	1	Operating Theatre Suite	E0311	25	18	warm air via AHU Battery	Local / BMS Adjustable Sensor	Yes	Comfort Cooled Fresh Air	Central Supply and Extract	In line with SHTM 03-01	In line with SHTM 03-01		F7	43	41		500	n/a	10,000 - 100,000	A	80	Switch	Bed / Trolley 1.45m	See Guidance Notes	n/a
	Angiography Procedures Control Room	1	Operating Theatre Suite	X0216	25	18	warm air via AHU Battery	Local / BMS Adjustable Sensor	Yes	Comfort Cooled Fresh Air	Central Supply and Extract	In line with SHTM 03-01	In line with SHTM 03-01		F7	43	41		500	n/a	10,000 - 100,000	A	80	Switch	Bed / Trolley 1.45m	See Guidance Notes	n/a
	Angiography Procedures Machine Room	1	Operating Theatre Suite	E0311	25	18	warm air via AHU Battery	Local / BMS Adjustable Sensor	Yes	Comfort Cooled Fresh Air	Central Supply and Extract	In line with SHTM 03-01	In line with SHTM 03-01		F7	43	41		500	n/a	10,000 - 100,000	A	80	Switch	Bed / Trolley 1.45m	See Guidance Notes	n/a
	Preparation Room	1	Operating Theatre Suite	T0526	25	18	warm air via AHU Battery	Local / BMS Adjustable Sensor	Yes	Comfort Cooled Fresh Air	Central Supply and Extract	In line with SHTM 03-01	In line with SHTM 03-01		F7	43	41		500	n/a	10,000 - 100,000	A	80	Switch	Bed / Trolley 1.45m	See Guidance Notes	n/a
	Sterile Supplies Store	1	Clean Utility	T0101	28	18	Radiant Panels	Remote Sensor Adj.	Yes	Comfort Cooled Fresh Air	Central Supply Air	6	0	Positive	G4	43	41		150	n/a	None	A	80	Presence detection	General working plane 1m	See Guidance Notes	n/a
	X-Ray/Ultrasound Bay	1	Circulation Equipment Storage Bays	G0180-06	28	16	Adjacent Space Transfer Air	None	No	None	Central General Extract	0	3	Negative	None	43	n/a		200	n/a	None	A	80	Presence detection	Floor 0m	See Guidance Notes	n/a
	Image Intensifier Bay	3	Circulation Equipment Storage Bays	G0180-06	28	16	Adjacent Space Transfer Air	None	No	None	Central General Extract	0	3	Negative	None	43	n/a		200	n/a	None	A	80	Presence detection	Floor 0m	See Guidance Notes	n/a
	Satellite Pharmacy Store	1	Clean Utility	T0526-01	28	18	Radiant Panels	Remote Sensor Adj.	Yes	Comfort Cooled Fresh Air	Central Supply Air	6	0	Positive	G4	43	41		150	n/a	None	A	80	Presence detection	General working plane 1m	See Guidance Notes	n/a
	Sterile Supplies Store	1	Clean Utility	T0526-?	28	18	Radiant Panels	Remote Sensor Adj.	Yes	Comfort Cooled Fresh Air	Central Supply Air	6	0	Positive	G4	43	41		150	n/a	None	A	80	Presence detection	General working plane 1m	See Guidance Notes	n/a
	Clinical Equipment Store	1	Storage Area Equipment	W1585	28	16	Radiant Panels	Remote Sensor Adj.	No	None	Central General Extract	0	3	Negative	None	43	n/a		200	n/a	None	A	80	Presence detection	Floor 0m	See Guidance Notes	n/a
	Clinical Equipment Store	1	Storage Area Equipment	W1585	28	16	Radiant Panels	Remote Sensor Adj.	No	None	Central General Extract	0	3	Negative	None	43	n/a		200	n/a	None	A	80	Presence detection	Floor 0m	See Guidance Notes	n/a
	Linen Bay	2	Linen Bay	W1594-01	28	16	Adjacent Space Transfer Air	None	No	None	Central Extract	0	3	Negative	None	43	n/a		200	n/a	None	A	80	Presence detection	Floor 0m	See Guidance Notes	n/a
	Linen Bay	1	Linen Bay	W1594-01	28	16	Adjacent Space Transfer Air	None	No	None	Central Extract	0	3	Negative	None	43	n/a		200	n/a	None	A	80	Presence detection	Floor 0m	See Guidance Notes	n/a
	Dirty Scopes Store	1	Dirty utility	Y0431	28	18	Adjacent Space Transfer Air	None	No	None	Central Dirty Extract	0	6	Negative	None	43	41		200	n/a	None	A	80	Presence detection	Floor 0m	See Guidance Notes	n/a
	Decontaminated Scopes Store	1	Dirty utility	Y0431	28	18	Adjacent Space Transfer Air	None	No	None	Central Dirty Extract	0	6	Negative	None	43	41		200	n/a	None	A	80	Presence detection	Floor 0m	See Guidance Notes	n/a
	Medical Gas Cylinder Store	1	Storage Area Med Gas	W1585-??	28	16	Frost protection Room Thermostat	None	No	None	Natural ventilation	0	0	n/a	None	n/a	n/a		200	n/a	None	A	80	Presence detection	Floor 0m	See Guidance Notes	n/a
	DSR	2	DSR	Y1510	28	18	Adjacent Space Transfer Air	None	No	None	Central Dirty Extract	0	6	Negative	None	43	60		100	n/a	None	A	90	Presence detection	Floor 0m	See Guidance Notes	n/a
	Disposal Hold	1	Disposal Hold	Y0646	28	18	Adjacent Space Transfer Air	None	No	None	Central Dirty Extract	0	10	Negative	None	43	n/a		100	n/a	None	A	90	Presence detection	Floor 0m	See Guidance Notes	n/a
	Disposal Hold	1	Disposal Hold	Y0646	28	18	Adjacent Space Transfer Air	None	No	None	Central Dirty Extract	0	10	Negative	None	43	n/a		100	n/a	None	A	90	Presence detection	Floor 0m	See Guidance Notes	n/a
	Store - Plaster	1	Storage Area Equipment	W1585-??	28	16	Radiant Panels	TRV Remote Head Adj.	No	None	Central General Extract	0	3	Negative	None	43	n/a		200	n/a	None	A	80	Presence detection	Floor 0m	See Guidance Notes	n/a
	Resuscitation Trolley Bay	1	Resus Trolley bay	G0180-01	28	18	Adjacent Space Transfer Air	None	No	None	None	0	0	n/a	None	43	n/a		500	n/a	None	A	90	Switch	Bed / Trolley 1.45m	See Guidance Notes	n/a
	Parking bay: fibre optic bronchoscope light source trolley DCN	1	Circulation Equipment Storage Bays	G0180-06	28	16	Adjacent Space Transfer Air	None	No	None	Central General Extract	0	3	Negative	None	43	n/a		200	n/a	None	A	80	Presence detection	Floor 0m	See Guidance Notes	n/a
	Trolley Holding Bay Clean	1	Circulation Equipment Storage Bays	J1624	28	16	Adjacent Space Transfer Air	None	No	None	Central General Extract	0	3	Negative	None	43	n/a		200	n/a	None	A	80	Presence detection	Floor 0m	See Guidance Notes	n/a
	IPS Room	1	IPS Room	Engineering	Manufacturer Dependant	Manufacturer Dependant	None	None	No	None	Central General Extract	0	3	Negative	None	43	n/a	0	n/a	n/a	None	A	80	Presence detection	Floor 0m	See Guidance Notes	n/a
	IPS Room	1	IPS Room	Engineering	Manufacturer Dependant	Manufacturer Dependant	None	None	No	None	Central Supply and Extract	0	3	Negative	None	43	n/a	0	n/a	n/a	None	A	80	Presence detection	Floor 0m	See Guidance Notes	n/a
	Trolley Holding Bay Dirty	2	Circulation Equipment Storage Bays	J1624	28	16	Adjacent Space Transfer Air	None	No	None	Central General Extract	0	3	Negative	None	43	n/a		200	n/a	None	A	80	Presence detection	Floor 0m	See Guidance Notes	n/a
	Laser Printer / CR Room DCN	1	Cellular / Ward Offices	M0251	25	18	Radiant Panels	Remote Sensor Adj.	Yes	Comfort Cooled Fresh Air	Central Supply and Extract	4	4	Balanced	G4	43	n/a		300	n/a	None	A	80	Switch	Desk 0.75 to 0.85m	See Guidance Notes	n/a
	Post Anaesthetic Recovery	1	Recovery Bay / Recovery Room	B2417	28	20	Radiant Panels	Remote Sensor Adj.	Yes	Comfort Cooled Fresh Air	Central Supply and Extract	15	15	Balanced	G4	43	41		500	n/a	1000	A	80	Switch / Dimmer	Bed / Trolley 1.45m	See Guidance Notes	n/a
	Recovery Staff Base	1	Cellular / Ward Offices	M0254	25	18	Radiant Panels	Remote Sensor Adj.	Yes	Comfort Cooled Fresh Air	Central Supply and Extract	4	4	Balanced	G4	43	n/a		300	n/a	None	A	80	Switch	Desk 0.75 to 0.85m	See Guidance Notes	n/a
	Recovery Clean Utility	1	Clean Utility	T0101	28	18	Radiant Panels	Remote Sensor Adj.	Yes	Comfort Cooled Fresh Air	Central Supply Air	6	0	Positive	G4	43	41		150	n/a	None	A	80	Presence detection	General working plane 1m	See Guidance Notes	n/a
	Recovery Dirty Utility	1	Dirty utility	Y0431	28	18	Adjacent Space Transfer Air	None	No	None	Central Dirty Extract	0	6	Negative	None	43	41		200	n/a	None	A	80	Presence detection	Floor 0m	See Guidance Notes	n/a
	SDCU Dispensary	1	Clean Utility	T0526-?	28	18	Radiant Panels	Remote Sensor Adj.	Yes	Comfort Cooled Fresh Air	Central Supply Air	6	0	Positive	G4	43	41		150	n/a	None	A	80	Presence detection	General working plane 1m	See Guidance Notes	n/a
	SDCU Recovery	1	Recovery Bay / Recovery Room	B2517	28	20	Radiant Panels	Remote Sensor Adj.	Yes	Comfort Cooled Fresh Air	Central Supply and Extract	15	15	Balanced	G4	43	41		500	n/a	1000	A	80	Switch / Dimmer	Bed / Trolley 1.45m	See Guidance Notes	n/a
	SDCU Discharge Lounge	1	Common room/staff room/lounge	D1135	28	18	Radiant Panels	Remote Sensor Adj.	Yes	Comfort Cooled Fresh Air	Central Supply and Extract	6	8	Negative	G4	43	41		300	n/a	None	A	80	Switch	Floor 0m	See Guidance Notes	n/a
	Pantry (DCU)	1	Pantry	P0627	28	18	Radiant Panels	Remote Sensor Adj.	Yes	Comfort Cooled Fresh Air	Central Supply and Extract	6	8	Negative	G4	43	41		300	n/a	None	A	80	Switch	Floor 0m	See Guidance Notes	n/a
	SDCU Post Op Staff Base/Utility	1	staff base	T0151-??	28	18	Radiant Panels	Remote Sensor Adj.	No	None	Central Supply and Extract	10l/s/per person	10l/s/per person	Balanced	G4	n/a	n/a		200/300	n/a	None	A	80	Switch / Dimmer	Desk 0.75 to 0.85m	See Guidance Notes	n/a
	Wheelchair Parking Bay	1	Circulation Equipment Storage Bays	G0180-02	28	16	Adjacent Space Transfer Air	None	No	None	Central General Extract	0	3	Negative	None	43	n/a		200	n/a	None	A	80	Presence detection	Floor 0m	See Guidance Notes	n/a
	Interview Room - DCU	2	Meeting Room	M0724	25	18	Radiant Panels	Remote Sensor Adj.	Yes	Ceiling Cassette - Chilled Water	Central Supply and Extract	10 l/s per person	10 l/s per person	Balanced	G4	43	n/a		300	n/a	None	A	80	Switch	Desk 0.75 to 0.85m	See Guidance Notes	n/a
	Charge Nurse Office	1	Cellular / Ward Offices	M0251	25	18	Radiant Panels	Remote Sensor Adj.	Yes	Comfort Cooled Fresh Air	Central Supply and Extract	4	4	Balanced	G4	43	n/a		300	n/a	None	A	80	Switch	Desk 0.75 to 0.85m	See Guidance Notes	n/a
WC - Patients	1	Toilet	V1010	28	18	Adjacent Space Transfer Air	None	No	None	Central Dirty Extract	0	10	Negative	None	43	41		200	n/a	None	A	80	Presence detection	Floor 0m	See Guidance Notes	n/a	
WC - Wheelchair accessible	1	Toilet	V0922	28	18	Adjacent Space Transfer Air	None	No	None	Central Dirty Extract	0	10	Negative	None	43	41		200	n/a	None	A	80	Presence detection	Floor 0m	See Guidance Notes	n/a	
Recovery bay: post anaesthetic, 1 place	6	Recovery Bay / Recovery Room	B2417-01	28	20	Radiant Panels	Remote Sensor Adj.	Yes	Comfort Cooled Fresh Air	Central Supply and Extract	15	15	Balanced	G4	43	41		500	n/a	1000	A	80	Switch / Dimmer	Bed / Trolley 1.45m	See Guidance Notes	n/a	
Recovery room: post anaesthetic, 1 place	2	Recovery Bay / Recovery Room	B2417-01	28	20	Radiant Panels	Remote Sensor Adj.	Yes	Comfort Cooled Fresh Air	Central Supply and Extract	15	15	Balanced	G4	43	41		500	n/a	1000	A	80	Switch / Dimmer	Bed / Trolley 1.45m	See Guidance Notes	n/a	
Staff and communication base, enclosed 3 staff	1	Cellular / Ward Offices	M0251	25	18	Radiant Panels	Remote Sensor Adj.	Yes	Comfort Cooled Fresh Air	Central Supply and Extract	4	4	Balanced	G4	43	n/a		300	n/a	None	A	80	Switch	Desk 0.75 to 0.85m	See Guidance Notes		

RHSC / DCN Environmental Matrix

Dept	Dept	Room Name	Qty	Room Function	ADB Code	Temp (max)	Temp (min)	Heating Type	Heating Control	Cooling (present)	Cooling (type)	Ventilation (type)	Supply (ach/hr)	Extract (ach/hr)	Relative pressure	Min filtration	Surface temp	Water temp	Safety Notes	Normal lux	Night lux	Local lux	Standby grade	Colour render	Control	Plane	Medical Location	
		Dictation/ 1:1/Phone Booth	4	4.2 Cellular / Ward Offices	M0251-01	25	18	Radiant Panels	Remote Sensor Adj.	Yes	Comfort Cooled Fresh Air	Central Supply and Extract	4	4	Balanced	G4	43	n/a		300	n/a	None	A	80	Switch	Desk 0.75 to 0.85m	See Guidance Notes	n/a
		Office Senior Nurse Theatres	1	9.0 Cellular / Ward Offices	M0251	25	18	Radiant Panels	Remote Sensor Adj.	Yes	Comfort Cooled Fresh Air	Central Supply and Extract	4	4	Balanced	G4	43	n/a		300	n/a	None	A	80	Switch	Desk 0.75 to 0.85m	See Guidance Notes	n/a
		Office Staff	1	16.0 Cellular / Ward Offices	M0251	25	18	Radiant Panels	Remote Sensor Adj.	Yes	Comfort Cooled Fresh Air	Central Supply and Extract	4	4	Balanced	G4	43	n/a		300	n/a	None	A	80	Switch	Desk 0.75 to 0.85m	See Guidance Notes	n/a
		Charge Nurse Office	1	9.0 Cellular / Ward Offices	M0251	25	18	Radiant Panels	Remote Sensor Adj.	Yes	Comfort Cooled Fresh Air	Central Supply and Extract	4	4	Balanced	G4	43	n/a		300	n/a	None	A	80	Switch	Desk 0.75 to 0.85m	See Guidance Notes	n/a
		WC-Staff	2	3.0 Toilet	V1010	28	18	Adjacent Space Transfer Air	None	No	None	Central Dirty Extract	0	10	Negative	None	43	41		200	n/a	None	A	80	Presence detection	Floor 0m	See Guidance Notes	n/a
		Male Staff Changing and Lockers	1	60.0 Changing Facilities	V0726	28	18	Radiant Panels	Remote Sensor Adj.	Yes	Comfort Cooled Fresh Air	Central Supply and Extract	6	10	positive to wc	G4	43	41		100	n/a	None	A	80	Presence detection	Floor 0m	See Guidance Notes	n/a
		Female Staff Changing and Lockers	1	70.0 Changing Facilities	V0726	28	18	Radiant Panels	Remote Sensor Adj.	Yes	Comfort Cooled Fresh Air	Central Supply and Extract	6	10	positive to wc	G4	43	41		100	n/a	None	A	80	Presence detection	Floor 0m	See Guidance Notes	n/a
		Footwear Machine Washing Area	1	4.0 Dirty utility	Y0431	28	18	Adjacent Space Transfer Air	None	No	None	Central Dirty Extract	0	6	Negative	None	43	41		200	n/a	None	A	80	Presence detection	Floor 0m	See Guidance Notes	n/a
		General X-Ray Room	2	33.0 Diagnostic room	E0128	25	18	Warm Air - Reheat Battery	BMS Adjustable Sensor	Yes	Comfort Cooled	Central Supply and Extract	to suit location	to suit location	Balanced	F7	43	41		300	n/a	1000	A	80	Switch / Dimmer	General working plane 1m	See Guidance Notes	1
		Changing Cubicles	5	4.0 Changing Facilities	V0726	28	18	Radiant Panels	Remote Sensor Adj.	Yes	Comfort Cooled Fresh Air	Central Supply and Extract	6	10	positive to wc	G4	43	41		100	n/a	None	A	80	Presence detection	Floor 0m	See Guidance Notes	n/a
		Screening Room (fluoroscopy)	1	39.0 Diagnostic room	E0218-01	25	18	Warm Air - Reheat Battery	BMS Adjustable Sensor	Yes	Comfort Cooled	Central Supply and Extract	to suit location	to suit location	Balanced	F7	43	41		300	n/a	1000	A	80	Switch / Dimmer	General working plane 1m	See Guidance Notes	1
		Preparation Room	1	10.0 Consulting Room	T0526-?	28	18	Radiant Panels	Remote Sensor Adj.	Yes	Comfort Cooled Fresh Air	Central Supply and Extract	3	3	Balanced	G4	43	41		300	n/a	1000	A	80	Switch	Bed / Trolley 1.45m	See Guidance Notes	1
		Ultrasound Room	2	16.0 Diagnostic room	E0115	25	18	Warm Air - Reheat Battery	BMS Adjustable Sensor	Yes	Comfort Cooled	Central Supply and Extract	to suit location	to suit location	Balanced	F7	43	41		300	n/a	1000	A	80	Switch / Dimmer	General working plane 1m	See Guidance Notes	1
		Dental Room	1	20.0 Consulting Room	E0135	28	18	Radiant Panels	Remote Sensor Adj.	Yes	Comfort Cooled Fresh Air	Central Supply and Extract	3	3	Balanced	G4	43	41		300	n/a	1000	A	80	Switch	Bed / Trolley 1.45m	See Guidance Notes	1
		Main Reporting	1	25.0 Cellular / Ward Offices	M0251	25	18	Radiant Panels	Remote Sensor Adj.	Yes	Comfort Cooled Fresh Air	Central Supply and Extract	4	4	Balanced	G4	43	n/a		300	n/a	None	A	80	Switch	Desk 0.75 to 0.85m	See Guidance Notes	n/a
		Acute Reporting	1	10.0 Cellular / Ward Offices	M0251	25	18	Radiant Panels	Remote Sensor Adj.	Yes	Comfort Cooled Fresh Air	Central Supply and Extract	4	4	Balanced	G4	43	n/a		300	n/a	None	A	80	Switch	Desk 0.75 to 0.85m	See Guidance Notes	n/a
		MRI Reporting	1	10.0 Cellular / Ward Offices	M0251	25	18	Radiant Panels	Remote Sensor Adj.	Yes	Comfort Cooled Fresh Air	Central Supply and Extract	4	4	Balanced	G4	43	n/a		300	n/a	None	A	80	Switch	Desk 0.75 to 0.85m	See Guidance Notes	n/a
		Processing Area	1	30.0 Diagnostic room	M0251	25	18	Warm Air - Reheat Battery	BMS Adjustable Sensor	Yes	Comfort Cooled	Central Supply and Extract	to suit location	to suit location	Balanced	F7	43	41		300	n/a	1000	A	80	Switch / Dimmer	General working plane 1m	See Guidance Notes	1
		Gamma Camera	2	40.0 Diagnostic room	E0176	25	18	Warm Air - Reheat Battery	BMS Adjustable Sensor	Yes	Comfort Cooled	Central Supply and Extract	to suit location	to suit location	Balanced	F7	43	41		300	n/a	1000	A	80	Switch / Dimmer	General working plane 1m	See Guidance Notes	1
		Gamma Camera Control Area	1	17.0 Consulting Room	E0604-04	28	18	Radiant Panels	Remote Sensor Adj.	Yes	Comfort Cooled Fresh Air	Central Supply and Extract	3	3	Balanced	G4	43	41		300	n/a	1000	A	80	Switch	Bed / Trolley 1.45m	See Guidance Notes	1
		Radioactive Waste Store	1	2.0 Storage Area Equipment	W1585-??	28	16	Radiant Panels	Remote Sensor Adj.	No	None	Central General Extract	0	3	Negative	None	43	n/a		200	n/a	None	A	80	Presence detection	Floor 0m	See Guidance Notes	n/a
		WC Ambulant (Hot)	2	4.5 Toilet	V0922-03	28	18	Adjacent Space Transfer Air	None	No	None	Central Dirty Extract	0	10	Negative	None	43	41		200	n/a	None	A	80	Presence detection	Floor 0m	See Guidance Notes	n/a
		Injection Room	2	8.0 Consulting Room	E0715	28	18	Radiant Panels	Remote Sensor Adj.	Yes	Comfort Cooled Fresh Air	Central Supply and Extract	3	3	Balanced	G4	43	41		300	n/a	1000	A	80	Switch	Bed / Trolley 1.45m	See Guidance Notes	1
		Preparation Room	1	14.0 Consulting Room	T0526-?	28	18	Radiant Panels	Remote Sensor Adj.	Yes	Comfort Cooled Fresh Air	Central Supply and Extract	3	3	Balanced	G4	43	41		300	n/a	1000	A	80	Switch	Bed / Trolley 1.45m	See Guidance Notes	1
		Hot Waiting Area	2	10.0 Waiting Room	J0132-02	28	18	Radiant Panels	Remote Sensor Adj.	Yes	Comfort Cooled Fresh Air	Central Supply and Extract	5	5	Balanced	G4	43	n/a		300	n/a	None	A	80	Switch	Floor 0m	See Guidance Notes	n/a
		Cold Waiting Area	2	10.0 Waiting Room	J0132-02	28	18	Radiant Panels	Remote Sensor Adj.	Yes	Comfort Cooled Fresh Air	Central Supply and Extract	5	5	Balanced	G4	43	n/a		300	n/a	None	A	80	Switch	Floor 0m	See Guidance Notes	n/a
		Stress Room (myocardial work)	1	14.0 Consulting Room	C0224-04	28	18	Radiant Panels	Remote Sensor Adj.	Yes	Comfort Cooled Fresh Air	Central Supply and Extract	3	3	Balanced	G4	43	41		300	n/a	1000	A	80	Switch	Bed / Trolley 1.45m	See Guidance Notes	1
		Changing Cubicles	2	4.0 Changing Facilities	V0726	28	18	Radiant Panels	Remote Sensor Adj.	Yes	Comfort Cooled Fresh Air	Central Supply and Extract	6	10	positive to wc	G4	43	41		100	n/a	None	A	80	Presence detection	Floor 0m	See Guidance Notes	n/a
		Counting Laboratory	1	14.0 Laboratory	L1804	25	18	Radiant Panels	Remote Sensor Adj.	Yes	Ceiling Cassette - Chilled Water	Central Supply and Extract	6	6	Balanced	F7	43	60		500	n/a	None	A	80	Switch	Desk 0.75 to 0.85m	See Guidance Notes	n/a
		Beverage Bay	1	3.0 Tea Making	P0625	28	18	Adjacent Space Transfer Air	None	No	None	Central General Extract	0	5	Negative	None	43	41		200	n/a	None	A	80	switch	Floor 0m	See Guidance Notes	n/a
		Admin Office	1	10.0 Cellular / Ward Offices	M0251	25	18	Radiant Panels	Remote Sensor Adj.	Yes	Comfort Cooled Fresh Air	Central Supply and Extract	4	4	Balanced	G4	43	n/a		300	n/a	None	A	80	Switch	Desk 0.75 to 0.85m	See Guidance Notes	n/a
		WC Ambulant (Cold)	1	4.5 Toilet	V1010	28	18	Adjacent Space Transfer Air	None	No	None	Central Dirty Extract	0	10	Negative	None	43	41		200	n/a	None	A	80	Presence detection	Floor 0m	See Guidance Notes	n/a
		Recovery Area	1	15.0 Recovery Bay / Recovery Room	C0522-04	28	20	Radiant Panels	Remote Sensor Adj.	Yes	Comfort Cooled Fresh Air	Central Supply and Extract	15	15	Balanced	G4	43	41		500	n/a	1000	A	80	Switch / Dimmer	Bed / Trolley 1.45m	See Guidance Notes	n/a
		Gamma Camera Reporting	1	10.0 Cellular / Ward Offices	M0251	25	18	Radiant Panels	Remote Sensor Adj.	Yes	Comfort Cooled Fresh Air	Central Supply and Extract	4	4	Balanced	G4	43	n/a		300	n/a	None	A	80	Switch	Desk 0.75 to 0.85m	See Guidance Notes	n/a
		Medical Physics Office	1	10.0 Cellular / Ward Offices	M0251	25	18	Radiant Panels	Remote Sensor Adj.	Yes	Comfort Cooled Fresh Air	Central Supply and Extract	4	4	Balanced	G4	43	n/a		300	n/a	None	A	80	Switch	Desk 0.75 to 0.85m	See Guidance Notes	n/a
		Emergency Shower	1	2.5 Bathroom	V1643-01	28	20	Adjacent Space Transfer Air	None	No	None	Central Dirty Extract	0	10	Negative	None	43	41		200	n/a	None	A	80	Presence detection	Floor 0m	See Guidance Notes	n/a
		Reception Area	1	8.0 Reception	J0132-01	28	18	Radiant Panels	Remote Sensor Adj.	Yes	Comfort Cooled Fresh Air	Central Supply Air	4	4	Balanced	G4	43	n/a		300	n/a	None	A	80	Switch	Desk 0.75 to 0.85m	See Guidance Notes	n/a
		Admin Office	1	10 Cellular / Ward Offices	M0251	25	18	Radiant Panels	Remote Sensor Adj.	Yes	Comfort Cooled Fresh Air	Central Supply and Extract	4	4	Balanced	G4	43	n/a		300	n/a	None	A	80	Switch	Desk 0.75 to 0.85m	See Guidance Notes	n/a
		Waiting Area - Main Dept	1	50.0 Waiting Room	J0132-02	28	18	Radiant Panels	Remote Sensor Adj.	Yes	Comfort Cooled Fresh Air	Central Supply and Extract	5	5	Balanced	G4	43	n/a		300	n/a	None	A	80	Switch	Floor 0m	See Guidance Notes	n/a
		Baby Infant / Feeding Room	1	4.0 Baby Feeding	S0012	25	18	Radiant Panels	Remote Sensor Adj.	No	None	Central Supply Air	5	0	Positive	G4	43	41		100	n/a	None	A	80	Presence detection	Floor 0m	See Guidance Notes	n/a
		Nappy Change Room with handwash	1	4.0 Toilet	V1131	28	18	Adjacent Space Transfer Air	None	No	None	Central Dirty Extract	0	10	Negative	None	43	41		200	n/a	None	A	80	Presence detection	Floor 0m	See Guidance Notes	n/a
		WC - Wheelchair accessible	2	4.5 Toilet	V0922	28	18	Adjacent Space Transfer Air	None	No	None	Central Dirty Extract	0	10	Negative	None	43	41		200	n/a	None	A	80	Presence detection	Floor 0m	See Guidance Notes	n/a
		Resuscitation Trolley Bay	1	1.0 Circulation Equipment Storage Bays	G0180-01	28	16	Adjacent Space Transfer Air	None	No	None	Central General Extract	0	3	Negative	None	43	n/a		200	n/a	None	A	80	Presence detection	Floor 0m	See Guidance Notes	n/a
		Reception	1	8.0 Reception	J0132-01	28	18	Radiant Panels	Remote Sensor Adj.	Yes	Comfort Cooled Fresh Air	Central Supply Air	4	4	Balanced	G4	43	n/a		300	n/a	None	A	80	Switch	Desk 0.75 to 0.85m	See Guidance Notes	n/a
		Admin Office	1	28.7 Cellular / Ward Offices	M0251	25	18	Radiant Panels	Remote Sensor Adj.	Yes	Comfort Cooled Fresh Air	Central Supply and Extract	4	4	Balanced	G4	43	n/a		300	n/a	None	A	80	Switch	Desk 0.75 to 0.85m	See Guidance Notes	n/a
		Waiting Area	1	35.0 Waiting Room	J0132-02	28	18	Radiant Panels	Remote Sensor Adj.	Yes	Comfort Cooled Fresh Air	Central Supply and Extract	5	5	Balanced	G4	43	n/a		300	n/a	None	A	80	Switch	Floor 0m	See Guidance Notes	n/a
		WC - Patients	1	3.0 Toilet	V1010	28	18	Adjacent Space Transfer Air	None	No	None	Central Dirty Extract	0	10	Negative	None	43	41		200	n/a	None	A	80	Presence detection	Floor 0m	See Guidance Notes	n/a
		WC - Wheelchair accessible	1	4.5 Toilet	V0922	28	18	Adjacent Space Transfer Air	None	No	None	Central Dirty Extract	0	10	Negative	None	43	41		200	n/a	None	A	80	Presence detection	Floor 0m	See Guidance Notes	n/a
		Acute Reporting	1	25.0 Cellular / Ward Offices	M0251	25	18	Radiant Panels	Remote Sensor Adj.	Yes	Comfort Cooled Fresh Air	Central Supply and Extract	4	4	Balanced	G4	43	n/a		300	n/a	None	A	80	Switch	Desk 0.75 to 0.85m	See Guidance Notes	n/a
		Quiet Reporting	1	20.0 Cellular / Ward Offices	M0251	25	18	Radiant Panels	Remote Sensor Adj.	Yes	Comfort Cooled Fresh Air	Central Supply and Extract	4	4	Balanced	G4												

RHSC / DCN Environmental Matrix

Dept	Room Name	Qty	Room Function	ADB Code	Temp (max)	Temp (min)	Heating Type	Heating Control	Cooling (present)	Cooling (type)	Ventilation (type)	Supply (ach/hr)	Extract (ach/hr)	Relative pressure	Min filtration	Surface temp	Water temp	Safety Notes	Normal lux	Night lux	Local lux	Standby grade	Colour render	Control	Plane	Medical Location		
Q1	Radiology	1	20.0	Storage Area Equipment	W1585-??	28	16	Radiant Panels	Remote Sensor Adj.	No	None	Central General Extract	0	3	Negative	None	43	n/a		200	n/a	None	A	80	Presence detection	Floor 0m	See Guidance Notes	n/a
		2	10.0	Disposal Hold	Y0646	28	18	Adjacent Space Transfer Air	None	No	None	Central Dirty Extract	0	10	Negative	None	43	n/a		100	n/a	None	A	90	Presence detection	Floor 0m	See Guidance Notes	n/a
		1	7.0	DSR	Y1510	28	18	Adjacent Space Transfer Air	None	No	None	Central Dirty Extract	0	6	Negative	None	43	60		100	n/a	None	A	90	Presence detection	Floor 0m	See Guidance Notes	n/a
		1	1.0	IPS Room	Engineering	Manufacturer Dependant	Manufacturer Dependant	None	None	No	None	Central General Extract	0	3	Negative	None	43	n/a	0	n/a	n/a	None	A	80	Presence detection	Floor 0m	See Guidance Notes	n/a
		2	1.5	Linen Bay	W1594-01	28	16	Adjacent Space Transfer Air	None	No	None	Central Extract	0	3	Negative	None	43	n/a		200	n/a	None	A	80	Presence detection	Floor 0m	See Guidance Notes	n/a
		1	6	Cellular / Ward Offices	M0251	25	18	Radiant Panels	Remote Sensor Adj.	Yes	Comfort Cooled Fresh Air	Central Supply and Extract	4	4	Balanced	G4	43	n/a		300	n/a	None	A	80	Switch	Desk 0.75 to 0.85m	See Guidance Notes	n/a
		1	45.0	Diagnostic room	E0801	25	18	Warm Air - Reheat Battery	BMS Adjustable Sensor	Yes	Comfort Cooled Fresh Air	Central Supply and Extract	to suit location	to suit location	Balanced	F7	43	41		300	n/a	1000	A	80	Switch / Dimmer	General working plane 1m	See Guidance Notes	1
		1	24.0	Cellular / Ward Offices	E0604-01	25	18	Radiant Panels	Remote Sensor Adj.	Yes	Comfort Cooled Fresh Air	Central Supply and Extract	4	4	Balanced	G4	43	n/a		300	n/a	None	A	80	Switch	Desk 0.75 to 0.85m	See Guidance Notes	n/a
		1	16.0	IT equipment (comms server)	E0311	25	18	None	None	Yes	Ceiling Cassette - Chilled Water	Central General Extract	0	2	Negative	None	n/a	n/a		300	n/a	None	A	80	Switch	Floor 0m	See Guidance Notes	n/a
		1	36.0	Diagnostic room	E0601-01	25	18	Warm Air - Reheat Battery	BMS Adjustable Sensor	Yes	Comfort Cooled Fresh Air	Central Supply and Extract	to suit location	to suit location	Balanced	F7	43	41		300	n/a	1000	A	80	Switch / Dimmer	General working plane 1m	See Guidance Notes	1
		1	4.5	Toilet	V0922	28	18	Adjacent Space Transfer Air	None	No	None	Central Dirty Extract	0	10	Negative	None	43	41		200	n/a	None	A	80	Presence detection	Floor 0m	See Guidance Notes	n/a
		2	4.0	Changing Facilities	V0726	28	18	Radiant Panels	Remote Sensor Adj.	Yes	Comfort Cooled Fresh Air	Central Supply and Extract	6	10	positive to wc	G4	43	41		100	n/a	None	A	80	Presence detection	Floor 0m	See Guidance Notes	n/a
		1	4.0	Baby Feeding	S0012	25	18	Radiant Panels	Remote Sensor Adj.	No	None	Central Supply Air	5	0	Positive	G4	43	41		100	n/a	None	A	80	Presence detection	Floor 0m	See Guidance Notes	n/a
		1	16.0	Treatment Room	X0145-01	28	18	Radiant Panels	Remote Sensor Adj.	Yes	Comfort Cooled Fresh Air	Central Supply Air	10	0	Positive	F7	43	41		500	n/a	1000	A	90	Switch	Bed / Trolley 1.45m	See Guidance Notes	n/a
		1	16.0	Treatment Room	B2417-01	28	18	Radiant Panels	Remote Sensor Adj.	Yes	Comfort Cooled Fresh Air	Central Supply Air	10	0	Positive	F7	43	41		500	n/a	1000	A	90	Switch	Bed / Trolley 1.45m	See Guidance Notes	n/a
		1	12.0	Waiting Room	J0132-02	28	18	Radiant Panels	Remote Sensor Adj.	Yes	Comfort Cooled Fresh Air	Central Supply and Extract	5	5	Balanced	G4	43	n/a		300	n/a	None	A	80	Switch	Floor 0m	See Guidance Notes	n/a
		2	4.0	Circulation Equipment Storage Bays	J1624	28	16	Adjacent Space Transfer Air	None	No	None	Central General Extract	0	3	Negative	None	43	n/a		200	n/a	None	A	80	Presence detection	Floor 0m	See Guidance Notes	n/a
		1	8.0	Waiting Room	J0132-02	28	18	Radiant Panels	Remote Sensor Adj.	Yes	Comfort Cooled Fresh Air	Central Supply and Extract	5	5	Balanced	G4	43	n/a		300	n/a	None	A	80	Switch	Floor 0m	See Guidance Notes	n/a
		1	7.0	Toilet	V0922	28	18	Adjacent Space Transfer Air	None	No	None	Central Dirty Extract	0	10	Negative	None	43	41		200	n/a	None	A	80	Presence detection	Floor 0m	See Guidance Notes	n/a
		1	4.5	Toilet	V0922	28	18	Adjacent Space Transfer Air	None	No	None	Central Dirty Extract	0	10	Negative	None	43	41		200	n/a	None	A	80	Presence detection	Floor 0m	See Guidance Notes	n/a
		1	36.0	Diagnostic room	E0601	25	18	Warm Air - Reheat Battery	BMS Adjustable Sensor	Yes	Comfort Cooled Fresh Air	Central Supply and Extract	to suit location	to suit location	Balanced	F7	43	41		300	n/a	1000	A	80	Switch / Dimmer	General working plane 1m	See Guidance Notes	1
		1	16.0	Cellular / Ward Offices	E0604-02	25	18	Radiant Panels	Remote Sensor Adj.	Yes	Comfort Cooled Fresh Air	Central Supply and Extract	4	4	Balanced	G4	43	n/a		300	n/a	None	A	80	Switch	Desk 0.75 to 0.85m	See Guidance Notes	n/a
		1	14.0	Consulting Room	T0526-?	28	18	Radiant Panels	Remote Sensor Adj.	Yes	Comfort Cooled Fresh Air	Central Supply and Extract	3	3	Balanced	G4	43	41		300	n/a	1000	A	80	Switch	Bed / Trolley 1.45m	See Guidance Notes	1
		1	12.0	Treatment Room	E0715	28	18	Radiant Panels	Remote Sensor Adj.	Yes	Comfort Cooled Fresh Air	Central Supply Air	10	0	Positive	F7	43	41		500	n/a	1000	A	90	Switch	Bed / Trolley 1.45m	See Guidance Notes	n/a
		2	4.0	Changing Facilities	V0726	28	18	Radiant Panels	Remote Sensor Adj.	Yes	Comfort Cooled Fresh Air	Central Supply and Extract	6	10	positive to wc	G4	43	41		100	n/a	None	A	80	Presence detection	Floor 0m	See Guidance Notes	n/a
		1	43.2	Circulation Equipment Storage Bays	J0132-02	28	16	Adjacent Space Transfer Air	None	No	None	Central General Extract	0	3	Negative	None	43	n/a		200	n/a	None	A	80	Presence detection	Floor 0m	See Guidance Notes	n/a
		1	3.0	Toilet	V1010	28	18	Adjacent Space Transfer Air	None	No	None	Central Dirty Extract	0	10	Negative	None	43	41		200	n/a	None	A	80	Presence detection	Floor 0m	See Guidance Notes	n/a
		1	4.5	Toilet	V0922	28	18	Adjacent Space Transfer Air	None	No	None	Central Dirty Extract	0	10	Negative	None	43	41		200	n/a	None	A	80	Presence detection	Floor 0m	See Guidance Notes	n/a
		2	45.0	Diagnostic room	E0801-01	25	18	Warm Air - Reheat Battery	BMS Adjustable Sensor	Yes	Comfort Cooled Fresh Air	Central Supply and Extract	to suit location	to suit location	Balanced	F7	43	41		300	n/a	1000	A	80	Switch / Dimmer	General working plane 1m	See Guidance Notes	1
		1	24.0	Cellular / Ward Offices	E0604-03	25	18	Radiant Panels	Remote Sensor Adj.	Yes	Comfort Cooled Fresh Air	Central Supply and Extract	4	4	Balanced	G4	43	n/a		300	n/a	None	A	80	Switch	Desk 0.75 to 0.85m	See Guidance Notes	n/a
		2	16.0	Storage Area Equipment	W1585	28	16	Radiant Panels	Remote Sensor Adj.	No	None	Central General Extract	0	3	Negative	None	43	n/a		200	n/a	None	A	80	Presence detection	Floor 0m	See Guidance Notes	n/a
		1	14.0	Consulting Room	T0526-?	28	18	Radiant Panels	Remote Sensor Adj.	Yes	Comfort Cooled Fresh Air	Central Supply and Extract	3	3	Balanced	G4	43	41		300	n/a	1000	A	80	Switch	Bed / Trolley 1.45m	See Guidance Notes	1
		1	12.0	Consulting Room	E0715	28	18	Radiant Panels	Remote Sensor Adj.	Yes	Comfort Cooled Fresh Air	Central Supply and Extract	3	3	Balanced	G4	43	41		300	n/a	1000	A	80	Switch	Bed / Trolley 1.45m	See Guidance Notes	1
		1	6.0	Waiting Room	J0132-02	28	18	Radiant Panels	Remote Sensor Adj.	Yes	Comfort Cooled Fresh Air	Central Supply and Extract	5	5	Balanced	G4	43	n/a		300	n/a	None	A	80	Switch	Floor 0m	See Guidance Notes	n/a
		6	4.0	Changing Facilities	V0726	28	18	Radiant Panels	Remote Sensor Adj.	Yes	Comfort Cooled Fresh Air	Central Supply and Extract	6	10	positive to wc	G4	43	41		100	n/a	None	A	80	Presence detection	Floor 0m	See Guidance Notes	n/a
		1	8.0	Circulation Equipment Storage Bays	B2417-01	28	16	Adjacent Space Transfer Air	None	No	None	Central General Extract	0	3	Negative	None	43	n/a		200	n/a	None	A	80	Presence detection	Floor 0m	See Guidance Notes	n/a
		1	3.0	Toilet	V1010	28	18	Adjacent Space Transfer Air	None	No	None	Central Dirty Extract	0	10	Negative	None	43	41		200	n/a	None	A	80	Presence detection	Floor 0m	See Guidance Notes	n/a
		1	4.5	Toilet	V0922	28	18	Adjacent Space Transfer Air	None	No	None	Central Dirty Extract	0	10	Negative	None	43	41		200	n/a	None	A	80	Presence detection	Floor 0m	See Guidance Notes	n/a
		1	45.0	Diagnostic room	E0801-01	25	18	Warm Air - Reheat Battery	BMS Adjustable Sensor	Yes	Comfort Cooled Fresh Air	Central Supply and Extract	to suit location	to suit location	Balanced	F7	43	41		300	n/a	1000	A	80	Switch / Dimmer	General working plane 1m	See Guidance Notes	1
		1	24.0	Cellular / Ward Offices	E0604-03	25	18	Radiant Panels	Remote Sensor Adj.	Yes	Comfort Cooled Fresh Air	Central Supply and Extract	4	4	Balanced	G4	43	n/a		300	n/a	None	A	80	Switch	Desk 0.75 to 0.85m	See Guidance Notes	n/a
		1	16.0	Storage Area Equipment	W1585	28	16	Radiant Panels	Remote Sensor Adj.	No	None	Central General Extract	0	3	Negative	None	43	n/a		200	n/a	None	A	80	Presence detection	Floor 0m	See Guidance Notes	n/a
		1	6.0	Storage Area Equipment	W1585	28	16	Radiant Panels	Remote Sensor Adj.	No	None	Central General Extract	0	3	Negative	None	43	n/a		200	n/a	None	A	80	Presence detection	Floor 0m	See Guidance Notes	n/a
		1	10.0	Cellular / Ward Offices	M0251	25	18	Radiant Panels	Remote Sensor Adj.	Yes	Comfort Cooled Fresh Air	Central Supply and Extract	4	4	Balanced	G4	43	n/a		300	n/a	None	A	80	Switch	Desk 0.75 to 0.85m	See Guidance Notes	n/a
		1	20.0	Storage Area Equipment	W1585-??	28	16	Radiant Panels	Remote Sensor Adj.	No	None	Central General Extract	0	3	Negative	None	43	n/a		200	n/a	None	A	80	Presence detection	Floor 0m	See Guidance Notes	n/a
		1	7.0	DSR	Y1510	28	18	Adjacent Space Transfer Air	None	No	None	Central Dirty Extract	0	6	Negative	None	43	60		100	n/a	None	A	90	Presence detection	Floor 0m	See Guidance Notes	n/a
		1	9.0	Dirty utility	Y0431	28	18	Adjacent Space Transfer Air	None	No	None	Central Dirty Extract	0	6	Negative	None	43	41		200	n/a	None	A	80	Presence detection	Floor 0m	See Guidance Notes	n/a
		1	3.0	IPS Room	Engineering	Manufacturer Dependant	Manufacturer Dependant	None	None	No	None	Central General Extract	0	3	Negative	None	43	n/a	0	n/a	n/a	None	A	80	Presence detection	Floor 0m	See Guidance Notes	n/a
1	10.0	Clean Utility	T0101	28	18	Radiant Panels	Remote Sensor Adj.	Yes	Comfort Cooled Fresh Air	Central Supply Air	6	0	Positive	G4	43	41		150	n/a	None	A	80	Presence detection	General working plane 1m	See Guidance Notes	n/a		
1	3.0	Toilet	V1010	28	18	Adjacent Space Transfer Air	None	No	None	Central Dirty Extract	0	10	Negative	None	43	41		200	n/a	None	A	80	Presence detection	Floor 0m	See Guidance Notes	n/a		
1	27.0	Changing Facilities	V0726	28	18	Radiant Panels	Remote Sensor Adj.	Yes	Comfort Cooled Fresh Air	Central Supply and Extract	6	10	positive to wc	G4	43	41		100	n/a	None	A	80	Presence detection	Floor 0m	See Guidance Notes	n/a		
1	65.0	Changing Facilities	V0726	28	18	Radiant Panels	Remote Sensor Adj.	Yes	Comfort Cooled Fresh Air	Central Supply and Extract	6	10	positive to wc	G4	43	41		100	n/a	None	A	80	Presence detection	Floor 0m	See Guidance Notes	n/a		
2	3.0	Toilet	V1010	28	18	Adjacent Space Transfer Air	None	No	None	Central Dirty Extract	0	10	Negative	None	43	41		200	n/a	None	A	80	Presence detection	Floor 0m	See Guidance Notes	n/a		
1	39.0	Open Plan Office	H1313-03	25	18	Radiant Panels	Remote Sensor Adj.	Yes	Comfort Cooled Fresh Air	Central Supply and Extract	4	4	Balanced	G4	43	n/a		300	n/a	None	A	80	Switch	Desk 0.75 to 0.85m	See Guidance Notes	n/a		
1	20.5	Cellular / Ward Offices	M0251	25	18																							

RHSC / DCN Environmental Matrix

Dept	Dept	Room Name	Qty	Room Function	ADB Code	Temp (max)	Temp (min)	Heating Type	Heating Control	Cooling (present)	Cooling (type)	Ventilation (type)	Supply (ach/hr)	Extract (ach/hr)	Relative pressure	Min filtration	Surface temp	Water temp	Safety Notes	Normal lux	Night lux	Local lux	Standby grade	Colour render	Control	Plane	Medical Location
		Superintendent/PACS Manager/Radiographers/Nursing Office	1	28.7 Cellular / Ward Offices	M0251	25	18	Radiant Panels	Remote Sensor Adj.	Yes	Comfort Cooled Fresh Air	Central Supply and Extract	4	4	Balanced	G4	43	n/a	300	n/a	None	A	80	Switch	Desk 0.75 to 0.85m	See Guidance Notes	n/a
		Meeting Room - 6 person	1	9.0 Meeting Room	H1313-02	25	18	Radiant Panels	Remote Sensor Adj.	Yes	Ceiling Cassette - Chilled Water	Central Supply and Extract	10 l/s per person	10 l/s per person	Balanced	G4	43	n/a	300	n/a	None	A	80	Switch	Desk 0.75 to 0.85m	See Guidance Notes	n/a
		Meeting Room - 4 person	2	6.0 Meeting Room	H1313-01	25	18	Radiant Panels	Remote Sensor Adj.	Yes	Ceiling Cassette - Chilled Water	Central Supply and Extract	10 l/s per person	10 l/s per person	Balanced	G4	43	n/a	300	n/a	None	A	80	Switch	Desk 0.75 to 0.85m	See Guidance Notes	n/a
		2nd Floor Desks	1	233.7 Open Plan Office	M0132-01	25	18	Radiant Panels	Remote Sensor Adj.	Yes	Comfort Cooled Fresh Air	Central Supply and Extract	4	4	Balanced	G4	43	n/a	300	n/a	None	A	80	Switch	Desk 0.75 to 0.85m	See Guidance Notes	n/a
		2nd Floor Desks	1	143.5 Open Plan Office	M0132-01	25	18	Radiant Panels	Remote Sensor Adj.	Yes	Comfort Cooled Fresh Air	Central Supply and Extract	4	4	Balanced	G4	43	n/a	300	n/a	None	A	80	Switch	Desk 0.75 to 0.85m	See Guidance Notes	n/a
		2nd Floor Desks	1	180.4 Open Plan Office	M0132-01	25	18	Radiant Panels	Remote Sensor Adj.	Yes	Comfort Cooled Fresh Air	Central Supply and Extract	4	4	Balanced	G4	43	n/a	300	n/a	None	A	80	Switch	Desk 0.75 to 0.85m	See Guidance Notes	n/a
		2nd Floor Desks	1	221.4 Open Plan Office	M0132-01	25	18	Radiant Panels	Remote Sensor Adj.	Yes	Comfort Cooled Fresh Air	Central Supply and Extract	4	4	Balanced	G4	43	n/a	300	n/a	None	A	80	Switch	Desk 0.75 to 0.85m	See Guidance Notes	n/a
		2nd Floor Desks	1	69.7 Open Plan Office	M0132-01	25	18	Radiant Panels	Remote Sensor Adj.	Yes	Comfort Cooled Fresh Air	Central Supply and Extract	4	4	Balanced	G4	43	n/a	300	n/a	None	A	80	Switch	Desk 0.75 to 0.85m	See Guidance Notes	n/a
		2nd Floor Desks	1	147.6 Open Plan Office	M0132-01	25	18	Radiant Panels	Remote Sensor Adj.	Yes	Comfort Cooled Fresh Air	Central Supply and Extract	4	4	Balanced	G4	43	n/a	300	n/a	None	A	80	Switch	Desk 0.75 to 0.85m	See Guidance Notes	n/a
		2nd Floor Desks	1	180.4 Open Plan Office	M0132-01	25	18	Radiant Panels	Remote Sensor Adj.	Yes	Comfort Cooled Fresh Air	Central Supply and Extract	4	4	Balanced	G4	43	n/a	300	n/a	None	A	80	Switch	Desk 0.75 to 0.85m	See Guidance Notes	n/a
		Meeting Room - 4 person	7	6.0 Cellular / Ward Offices	M0251	25	18	Radiant Panels	Remote Sensor Adj.	Yes	Comfort Cooled Fresh Air	Central Supply and Extract	4	4	Balanced	G4	43	n/a	300	n/a	None	A	80	Switch	Desk 0.75 to 0.85m	See Guidance Notes	n/a
		Meeting Room - 6 person	2	9.0 Cellular / Ward Offices	M0251	25	18	Radiant Panels	Remote Sensor Adj.	Yes	Comfort Cooled Fresh Air	Central Supply and Extract	4	4	Balanced	G4	43	n/a	300	n/a	None	A	80	Switch	Desk 0.75 to 0.85m	See Guidance Notes	n/a
		Dictation/ 1:1/Phone Booth	18	4.2 Cellular / Ward Offices	M0251-01	25	18	Radiant Panels	Remote Sensor Adj.	Yes	Comfort Cooled Fresh Air	Central Supply and Extract	4	4	Balanced	G4	43	n/a	300	n/a	None	A	80	Switch	Desk 0.75 to 0.85m	See Guidance Notes	n/a
		WC - Wheelchair Accessible	2	4.5 Toilet	V0922	28	18	Adjacent Space Transfer Air	None	No	None	Central Dirty Extract	0	10	Negative	None	43	41	200	n/a	None	A	80	Presence detection	Floor 0m	See Guidance Notes	n/a
		WC - Staff (Male)	1	17.0 Toilet	V1010	28	18	Adjacent Space Transfer Air	None	No	None	Central Dirty Extract	0	10	Negative	None	43	41	200	n/a	None	A	80	Presence detection	Floor 0m	See Guidance Notes	n/a
		WC - Staff (Male)	1	11.0 toilet	V1010	28	18	Adjacent Space Transfer Air	None	No	None	Central Dirty Extract	0	10	Negative	None	43	41	200	n/a	None	A	80	Presence detection	Floor 0m	See Guidance Notes	n/a
		WC - Staff (Female)	1	18.0 toilet	V1010	28	18	Adjacent Space Transfer Air	None	No	None	Central Dirty Extract	0	10	Negative	None	43	41	200	n/a	None	A	80	Presence detection	Floor 0m	See Guidance Notes	n/a
		WC - Staff (Female)	1	21.0 Toilet	V1010	28	18	Adjacent Space Transfer Air	None	No	None	Central Dirty Extract	0	10	Negative	None	43	41	200	n/a	None	A	80	Presence detection	Floor 0m	See Guidance Notes	n/a
		Store Clinical	1	24.0 Storage Area Equipment	W1585	28	16	Radiant Panels	Remote Sensor Adj.	No	None	Central General Extract	0	3	Negative	None	43	n/a	200	n/a	None	A	80	Presence detection	Floor 0m	See Guidance Notes	n/a
		Beverage Bay	1	3.0 Tea Making	P0625	28	18	Adjacent Space Transfer Air	None	No	None	Central General Extract	0	5	Negative	None	43	41	200	n/a	None	A	80	switch	Floor 0m	See Guidance Notes	n/a
		Printer/Photocopier Room	1	16.0 Cellular / Ward Offices	M0251	25	18	Radiant Panels	Remote Sensor Adj.	Yes	Comfort Cooled Fresh Air	Central Supply and Extract	4	4	Balanced	G4	43	n/a	300	n/a	None	A	80	Switch	Desk 0.75 to 0.85m	See Guidance Notes	n/a
		Staff Room	1	12.0 Common room/staff room/lounge	D0608-03	28	18	Radiant Panels	Remote Sensor Adj.	Yes	Comfort Cooled Fresh Air	Central Supply and Extract	6	8	Negative	G4	43	41	300	n/a	None	A	80	Switch	Floor 0m	See Guidance Notes	n/a
		DSR	2	7.0 DSR	Y1510	28	18	Adjacent Space Transfer Air	None	No	None	Central Dirty Extract	0	10	Negative	None	43	60	100	n/a	None	A	90	Presence detection	Floor 0m	See Guidance Notes	n/a
		Disposal Hold (small)	1	4.0 Disposal Hold	Y0646	28	18	Adjacent Space Transfer Air	None	No	None	Central Dirty Extract	0	10	Negative	None	43	n/a	100	n/a	None	A	90	Presence detection	Floor 0m	See Guidance Notes	n/a
		4th Floor Desks	1	213.0 Open Plan Office	M0132-02	25	18	Radiant Panels	Remote Sensor Adj.	Yes	Comfort Cooled Fresh Air	Central Supply and Extract	4	4	Balanced	G4	43	n/a	300	n/a	None	A	80	Switch	Desk 0.75 to 0.85m	See Guidance Notes	n/a
		Meeting Room - 4 person	1	6.0 Meeting Room	H1313-01	25	18	Radiant Panels	Remote Sensor Adj.	Yes	Ceiling Cassette - Chilled Water	Central Supply and Extract	10 l/s per person	10 l/s per person	Balanced	G4	43	n/a	300	n/a	None	A	80	Switch	Desk 0.75 to 0.85m	See Guidance Notes	n/a
		Meeting Room - 6 person	1	4.0 Meeting Room	H1313-02	25	18	Radiant Panels	Remote Sensor Adj.	Yes	Ceiling Cassette - Chilled Water	Central Supply and Extract	10 l/s per person	10 l/s per person	Balanced	G4	43	n/a	300	n/a	None	A	80	Switch	Desk 0.75 to 0.85m	See Guidance Notes	n/a
		Dictation/ 1:1/Phone Booth	2	4.2 Cellular / Ward Offices	M0251-01	25	18	Radiant Panels	Remote Sensor Adj.	Yes	Comfort Cooled Fresh Air	Central Supply and Extract	4	4	Balanced	G4	43	n/a	300	n/a	None	A	80	Switch	Desk 0.75 to 0.85m	See Guidance Notes	n/a
		Management Conference Room	2	26.0 Meeting Room	H1313-03	25	18	Radiant Panels	Remote Sensor Adj.	Yes	Ceiling Cassette - Chilled Water	Central Supply and Extract	10 l/s per person	10 l/s per person	Balanced	G4	43	n/a	300	n/a	None	A	80	Switch	Desk 0.75 to 0.85m	See Guidance Notes	n/a
		WC - Wheelchair Accessible	1	4.5 toilet	V0922	28	18	Adjacent Space Transfer Air	None	No	None	Central Dirty Extract	0	10	Negative	None	43	41	200	n/a	None	A	80	Presence detection	Floor 0m	See Guidance Notes	n/a
		WC - Staff (Male)	1	8.0 Toilet	V1010	28	18	Adjacent Space Transfer Air	None	No	None	Central Dirty Extract	0	10	Negative	None	43	41	200	n/a	None	A	80	Presence detection	Floor 0m	See Guidance Notes	n/a
		WC - Staff (Female)	1	11.0 Toilet	V1010	28	18	Adjacent Space Transfer Air	None	No	None	Central Dirty Extract	0	10	Negative	None	43	41	200	n/a	None	A	80	Presence detection	Floor 0m	See Guidance Notes	n/a
		Store Management	1	6.0 Cellular / Ward Offices	M0251	25	18	Radiant Panels	Remote Sensor Adj.	Yes	Comfort Cooled Fresh Air	Central Supply and Extract	4	4	Balanced	G4	43	n/a	300	n/a	None	A	80	Switch	Desk 0.75 to 0.85m	See Guidance Notes	n/a
		Store Management	1	10.0 Cellular / Ward Offices	M0251	25	18	Radiant Panels	Remote Sensor Adj.	Yes	Comfort Cooled Fresh Air	Central Supply and Extract	4	4	Balanced	G4	43	n/a	300	n/a	None	A	80	Switch	Desk 0.75 to 0.85m	See Guidance Notes	n/a
		Beverage Bay	1	3.0 Tea Making	P0625	28	18	Adjacent Space Transfer Air	None	No	None	Central General Extract	0	5	Negative	None	43	41	200	n/a	None	A	80	switch	Floor 0m	See Guidance Notes	n/a
		Printer/Photocopier Room	1	6.0 Cellular / Ward Offices	M0251	25	18	Radiant Panels	Remote Sensor Adj.	Yes	Comfort Cooled Fresh Air	Central Supply and Extract	4	4	Balanced	G4	43	n/a	300	n/a	None	A	80	Switch	Desk 0.75 to 0.85m	See Guidance Notes	n/a
		Staff Room	2	6.0 Common room/staff room/lounge	D0608-03	28	18	Radiant Panels	Remote Sensor Adj.	Yes	Comfort Cooled Fresh Air	Central Supply and Extract	6	8	Negative	G4	43	41	300	n/a	None	A	80	Switch	Floor 0m	See Guidance Notes	n/a
		DSR	1	7.0 DSR	Y1510	28	18	Adjacent Space Transfer Air	None	No	None	Central Dirty Extract	0	10	Negative	None	43	60	100	n/a	None	A	90	Presence detection	Floor 0m	See Guidance Notes	n/a
		Disposal Hold (small)	1	4.0 Disposal Hold	Y0646	28	18	Adjacent Space Transfer Air	None	No	None	Central Dirty Extract	0	10	Negative	None	43	n/a	100	n/a	None	A	90	Presence detection	Floor 0m	See Guidance Notes	n/a
		Receipt / Dispatch Counter	1	6.0 Reception	J0132-01	28	18	Radiant Panels	Remote Sensor Adj.	Yes	Comfort Cooled Fresh Air	Central Supply Air	4	4	Balanced	G4	43	n/a	300	n/a	None	A	80	Switch	Desk 0.75 to 0.85m	See Guidance Notes	n/a
		Trolley Area	1	6.0 Circulation Equipment Storage Bays	J1624	28	16	Adjacent Space Transfer Air	None	No	None	Central General Extract	0	3	Negative	None	43	n/a	200	n/a	None	A	80	Presence detection	Floor 0m	See Guidance Notes	n/a
		RHSC Office	1	15.0 Cellular / Ward Offices	M0251	25	18	Radiant Panels	Remote Sensor Adj.	Yes	Comfort Cooled Fresh Air	Central Supply and Extract	4	4	Balanced	G4	43	n/a	300	n/a	None	A	80	Switch	Desk 0.75 to 0.85m	See Guidance Notes	n/a
		RHSC & DCN Records Library (160,000 records)	1	368.0 Storage Area Equipment	W1585-??	28	16	Radiant Panels	Remote Sensor Adj.	No	None	Central General Extract	0	3	Negative	None	43	n/a	200	n/a	None	A	80	Presence detection	Floor 0m	See Guidance Notes	n/a
		Assistant Health Records Manager / Supervisors	1	12.0 Cellular / Ward Offices	M0251	25	18	Radiant Panels	Remote Sensor Adj.	Yes	Comfort Cooled Fresh Air	Central Supply and Extract	4	4	Balanced	G4	43	n/a	300	n/a	None	A	80	Switch	Desk 0.75 to 0.85m	See Guidance Notes	n/a
		WC Staff	1	3.0 Toilet	V1010	28	18	Adjacent Space Transfer Air	None	No	None	Central Dirty Extract	0	10	Negative	None	43	41	200	n/a	None	A	80	Presence detection	Floor 0m	See Guidance Notes	n/a
		RHSC / DCN Office 17 Person	3	3.0 Open Plan Office	M0132-01	25	18	Radiant Panels	Remote Sensor Adj.	Yes	Comfort Cooled Fresh Air	Central Supply and Extract	4	4	Balanced	G4	43	n/a	300	n/a	None	A	80	Switch	Desk 0.75 to 0.85m	See Guidance Notes	n/a
		Receipt Bay	1	3.0 Circulation Areas	cds	28	18	underfloor heating / none to suit location	BMS Adjustable Sensor	No	None	to suit location	to suit location	to suit location	Balanced	G4	43	41	200	n/a	None	A	80	presence detection	Floor 0m	See Guidance Notes	n/a
		Dry Goods	1	9.0 Storage Area Equipment	W1585-??	28	16	Radiant Panels	Remote Sensor Adj.	No	None	Central General Extract	0	3	Negative	None	43	n/a	200	n/a	None	A	80	Presence detection	Floor 0m	See Guidance Notes	n/a
		Kitchen Equipment	1	6.0 Storage Area Equipment	W1585-??	28	16	Radiant Panels	Remote Sensor Adj.	No	None	Central General Extract	0	3	Negative	None	43	n/a	200	n/a	None	A	80	Presence detection	Floor 0m	See Guidance Notes	n/a
		Refuse	1	10.0 Storage Area Equipment	W1585-??	28	16	Radiant Panels	Remote Sensor Adj.	No	None	Central General Extract	0	3	Negative	None	43	n/a	200	n/a	None	A	80	Presence detection	Floor 0m	See Guidance Notes	n/a
		Disposables / Detergent	1	6.0 DSR	Y1510	28	18	Adjacent Space Transfer Air	None	No	None																

RHSC / DCN Environmental Matrix

Dept	Dept	Room Name	Qty	Room Function	ADB Code	Temp (max)	Temp (min)	Heating Type	Heating Control	Cooling (present)	Cooling (type)	Ventilation (type)	Supply (ach/hr)	Extract (ach/hr)	Relative pressure	Min filtration	Surface temp	Water temp	Safety Notes	Normal lux	Night lux	Local lux	Standby grade	Colour render	Control	Plane	Medical Location	
		Temperature Controlled Sandwich Prep	1	18.0	CDS	cds	12	10	None	None	Yes	Ceiling Cassette - Chilled Water	General Supply and Extract	4	4	Balanced	G4	43	41	500	n/a	None	A	80	Switch	General working plane 1m	See Guidance Notes	n/a
		Weighing	1	7.0	CDS	cds	28	18	None	None	Yes	Ceiling Cassette - Chilled Water	Central Supply and Extract	DW172 Dependant	DW172 Dependant	Negative	G4	43	60	300	n/a	None	A	80	Switch	General working plane 1m	See Guidance Notes	n/a
		Clean Trolleys Park	1	21.5	CDS	cds	28	16	Adjacent Space Transfer Air	None	No	None	General Supply and Extract	1	2	Negative	None	n/a	n/a	200	n/a	None	A	80	Presence detection	Floor 0m	See Guidance Notes	n/a
		Bakery Preparation	1	13.0	CDS	cds	12	10	None	None	Yes	Ceiling Cassette - Chilled Water	General Supply and Extract	4	4	Balanced	G4	43	41	500	n/a	None	A	80	Switch	General working plane 1m	See Guidance Notes	n/a
		Returned Trolleys	1	25.0	CDS	cds	28	16	Adjacent Space Transfer Air	None	No	None	General Supply and Extract	1	2	Negative	None	n/a	n/a	300	n/a	None	A	80	Presence detection	Floor 0m	See Guidance Notes	n/a
		Trolley Wash Area	1	6.0	CDS	cds	28	16	Adjacent Space Transfer Air	None	No	None	General Supply and Extract	2	3	Negative	None	43	41	300	n/a	None	A	80	Switch	General working plane 1m	See Guidance Notes	n/a
		Office 5 person	1	20.5	Cellular / Ward Offices	M0251	25	18	Radiant Panels	Remote Sensor Adj.	Yes	Comfort Cooled Fresh Air	Central Supply and Extract	4	4	Balanced	G4	43	n/a	300	n/a	None	A	80	Switch	Desk 0.75 to 0.85m	See Guidance Notes	n/a
		Female Staff Changing inc Shower	1	13.0	Changing Facilities	V0554	28	18	Radiant Panels	Remote Sensor Adj.	Yes	Comfort Cooled Fresh Air	Central Supply and Extract	6	10	positive to wc	G4	43	41	100	n/a	None	A	80	Presence detection	Floor 0m	See Guidance Notes	n/a
		Male Staff Changing inc Shower	1	10.0	Changing Facilities	V0726	28	18	Radiant Panels	Remote Sensor Adj.	Yes	Comfort Cooled Fresh Air	Central Supply and Extract	6	10	positive to wc	G4	43	41	100	n/a	None	A	80	Presence detection	Floor 0m	See Guidance Notes	n/a
		DSR	1	7.0	DSR	Y1510	28	18	Adjacent Space Transfer Air	None	No	None	Central Dirty Extract	0	10	Negative	None	43	60	300	n/a	None	A	80	Switch	Floor 0m	See Guidance Notes	n/a
S2	e-Health Infrastructure	Core Server Room	1	40.0	IT equipment (comms server)	Engineering	25	18	None	None	Yes	Ceiling Cassette - Chilled Water	Central General Extract	0	2	Negative	None	n/a	n/a	300	n/a	None	A	80	Switch	Floor 0m	See Guidance Notes	n/a
		Domestic Service Office	1	20.5	Cellular / Ward Offices	M0251	25	18	Radiant Panels	Remote Sensor Adj.	Yes	Comfort Cooled Fresh Air	Central Supply and Extract	4	4	Balanced	G4	43	n/a	300	n/a	None	A	80	Switch	Desk 0.75 to 0.85m	See Guidance Notes	n/a
		Dictation 1:1/Phone Booth	1	4.2	Cellular / Ward Offices	M0251-01	25	18	Radiant Panels	Remote Sensor Adj.	Yes	Comfort Cooled Fresh Air	Central Supply and Extract	4	4	Balanced	G4	43	n/a	300	n/a	None	A	80	Switch	Desk 0.75 to 0.85m	See Guidance Notes	n/a
		Sanitary Bins Store	1	6.0	Dirty utility	Y0431	28	18	Adjacent Space Transfer Air	None	No	None	Central Dirty Extract	0	6	Negative	None	43	41	200	n/a	None	A	80	Presence detection	Floor 0m	See Guidance Notes	n/a
		Bulk Equipment Store	1	10.0	Storage Area Equipment	W1585-??	28	16	Radiant Panels	Remote Sensor Adj.	No	None	Central General Extract	0	3	Negative	None	43	n/a	200	n/a	None	A	80	Presence detection	Floor 0m	See Guidance Notes	n/a
		Supplies Store	1	20.0	Storage Area Equipment	W1585-??	28	16	Radiant Panels	Remote Sensor Adj.	No	None	Central General Extract	0	3	Negative	None	43	n/a	200	n/a	None	A	80	Presence detection	Floor 0m	See Guidance Notes	n/a
		Linen Pool (Clean)	1	32.0	Linen Bay	W1594-01	28	16	Adjacent Space Transfer Air	None	No	None	Central Extract	0	3	Negative	None	43	n/a	200	n/a	None	A	80	Presence detection	Floor 0m	See Guidance Notes	n/a
		Linen Pool (Dirty)	1	32.0	Dirty utility	Y0431	28	18	Adjacent Space Transfer Air	None	No	None	Central Dirty Extract	0	6	Negative	None	43	41	200	n/a	None	A	80	Presence detection	Floor 0m	See Guidance Notes	n/a
		Storage/Holding Area	1	100.0	Storage Area Equipment	W1585-??	28	16	Radiant Panels	Remote Sensor Adj.	No	None	Central General Extract	0	3	Negative	None	43	n/a	200	n/a	None	A	80	Presence detection	Floor 0m	See Guidance Notes	n/a
		Porters Office	1	10.0	Cellular / Ward Offices	M0251	25	18	Radiant Panels	Remote Sensor Adj.	Yes	Comfort Cooled Fresh Air	Central Supply and Extract	4	4	Balanced	G4	43	n/a	300	n/a	None	A	80	Switch	Desk 0.75 to 0.85m	See Guidance Notes	n/a
		Office	1	3.0	Tea Making	P0625	28	18	Adjacent Space Transfer Air	None	No	None	Central General Extract	0	5	Negative	None	43	41	200	n/a	None	A	80	switch	Floor 0m	See Guidance Notes	n/a
		Mailroom	1	20.0	Cellular / Ward Offices	M0251	25	18	Radiant Panels	Remote Sensor Adj.	Yes	Comfort Cooled Fresh Air	Central Supply and Extract	4	4	Balanced	G4	43	n/a	300	n/a	None	A	80	Switch	Desk 0.75 to 0.85m	See Guidance Notes	n/a
		Female Staff Changing , Shower, WC & Lockers	1	240.0	Changing Facilities	V0554	28	18	Radiant Panels	Remote Sensor Adj.	Yes	Comfort Cooled Fresh Air	Central Supply and Extract	6	10	positive to wc	G4	43	41	100	n/a	None	A	80	Presence detection	Floor 0m	See Guidance Notes	n/a
		Male Staff Changing , Shower, WC & Lockers	1	100.0	Changing Facilities	V0554-01	28	18	Radiant Panels	Remote Sensor Adj.	Yes	Comfort Cooled Fresh Air	Central Supply and Extract	6	10	positive to wc	G4	43	41	100	n/a	None	A	80	Presence detection	Floor 0m	See Guidance Notes	n/a
		Bay for Token Machine	1	5.0	Circulation Equipment Storage Bays	P0808	28	16	Adjacent Space Transfer Air	None	No	None	Central General Extract	0	3	Negative	None	43	n/a	200	n/a	None	A	80	Presence detection	Floor 0m	See Guidance Notes	n/a
		DSR	1	7.0	DSR	Y1510	28	18	Adjacent Space Transfer Air	None	No	None	Central Dirty Extract	0	10	Negative	None	43	60	100	n/a	None	A	90	Presence detection	Floor 0m	See Guidance Notes	n/a
		Workshop (NPD)	1	45.0	Small Workshop	K0421	28	18	Radiant Panels	Remote Sensor Adj.	Yes	Comfort Cooled Fresh Air	Central Supply and Extract	4	6	Negative	G4	43	41	300	n/a	None	A	80	Switch	Desk 0.75 to 0.85m	See Guidance Notes	n/a
		Workshop (NHSL)	1	30.0	Small Workshop	K0421	28	18	Radiant Panels	Remote Sensor Adj.	Yes	Comfort Cooled Fresh Air	Central Supply and Extract	4	6	Negative	G4	43	41	300	n/a	None	A	80	Switch	Desk 0.75 to 0.85m	See Guidance Notes	n/a
		Store	1	30.0	Storage Area Equipment	W1585	28	16	Radiant Panels	Remote Sensor Adj.	No	None	Central General Extract	0	3	Negative	None	43	n/a	200	n/a	None	A	80	Presence detection	Floor 0m	See Guidance Notes	n/a
		Staff Room (4th floor)	1	12.0	Common room/staff room/lounge	D0608-03	28	18	Radiant Panels	Remote Sensor Adj.	Yes	Comfort Cooled Fresh Air	Central Supply and Extract	6	8	Negative	G4	43	41	300	n/a	None	A	80	Switch	Floor 0m	See Guidance Notes	n/a
		BMS Room	1	10.0	IT equipment (comms server)	query	25	18	None	None	Yes	Ceiling Cassette - Chilled Water	Central General Extract	0	2	Negative	None	n/a	n/a	300	n/a	None	A	80	Switch	Floor 0m	See Guidance Notes	n/a
		Staff Change	1	15.0	Changing Facilities	V0726	28	18	Radiant Panels	Remote Sensor Adj.	Yes	Comfort Cooled Fresh Air	Central Supply and Extract	6	10	positive to wc	G4	43	41	100	n/a	None	A	80	Presence detection	Floor 0m	See Guidance Notes	n/a
		Staff WC	1	3.0	Toilet	V1010	28	18	Adjacent Space Transfer Air	None	No	None	Central Dirty Extract	0	10	Negative	None	43	41	200	n/a	None	A	80	Presence detection	Floor 0m	See Guidance Notes	n/a
		Shower	2	2.5	Bathroom	V1643	28	20	Adjacent Space Transfer Air	None	No	None	Central Dirty Extract	0	10	Negative	None	43	41	200	n/a	None	A	80	Presence detection	Floor 0m	See Guidance Notes	n/a
		Restaurant	1	157.0	Eating/Drinking	D0608-02	28	18	Radiant Panels	Remote Sensor Adj.	Yes	Comfort Cooled Fresh Air	Central Supply and Extract	10 l/s per person	10 l/s per person	Balanced	G4	43	41	300	n/a	None	A	80	Switch	Floor 0m	See Guidance Notes	n/a
		Storage/Dishwashing	1	25.0	Storage Area Equipment	W1585-??	28	16	Radiant Panels	Remote Sensor Adj.	No	None	Central General Extract	0	3	Negative	None	43	n/a	200	n/a	None	A	80	Presence detection	Floor 0m	See Guidance Notes	n/a
		Male WC	2	3.0	Toilet	V1010	28	18	Adjacent Space Transfer Air	None	No	None	Central Dirty Extract	0	10	Negative	None	43	41	200	n/a	None	A	80	Presence detection	Floor 0m	See Guidance Notes	n/a
		DSR	1	7.0	DSR	Y1510	28	18	Adjacent Space Transfer Air	None	No	None	Central Dirty Extract	0	10	Negative	None	43	60	100	n/a	None	A	90	Presence detection	Floor 0m	See Guidance Notes	n/a
		Female WC	2	3.0	Toilet	V1010	28	18	Adjacent Space Transfer Air	None	No	None	Central Dirty Extract	0	10	Negative	None	43	41	200	n/a	None	A	80	Presence detection	Floor 0m	See Guidance Notes	n/a
S8	Sterile Support Store	Trolley Holding Bay	1	23	Circulation Equipment Storage Bays	J1624	28	16	Adjacent Space Transfer Air	None	No	None	Central General Extract	0	3	Negative	None	43	n/a	200	n/a	None	A	80	Presence detection	Floor 0m	See Guidance Notes	n/a
		RFSS Changing / Support	1	29	Changing Facilities	V0726	28	18	Radiant Panels	Remote Sensor Adj.	Yes	Comfort Cooled Fresh Air	Central Supply and Extract	6	10	positive to wc	G4	43	41	100	n/a	None	A	80	Presence detection	Floor 0m	See Guidance Notes	n/a
		Bed Bay	1	3.4	Circulation Equipment Storage Bays	G0180-06	28	16	Adjacent Space Transfer Air	None	No	None	Central General Extract	0	3	Negative	None	43	n/a	200	n/a	None	A	80	Presence detection	Floor 0m	See Guidance Notes	n/a
		WC Ambulant	1	3	Toilet	V1010	28	18	Adjacent Space Transfer Air	None	No	None	Central Dirty Extract	0	10	Negative	None	43	41	200	n/a	None	A	80	Presence detection	Floor 0m	See Guidance Notes	n/a
		RFSS Medical Equipment Store	1	6	Storage Area Equipment	W1585-??	28	16	Radiant Panels	Remote Sensor Adj.	No	None	Central General Extract	0	3	Negative	None	43	n/a	200	n/a	None	A	80	Presence detection	Floor 0m	See Guidance Notes	n/a
T1	Plant	IT Node Rooms	25	9.0	IT equipment (comms server)	query	25	18	None	None	Yes	Ceiling Cassette - Chilled Water	Central General Extract	0	2	Negative	None	n/a	n/a	300	n/a	None	A	80	Switch	Floor 0m	See Guidance Notes	n/a
		Main Lab	1	120.0	Laboratory	L1804	25	18	Radiant Panels	Remote Sensor Adj.	Yes	Ceiling Cassette - Chilled Water	Central Supply and Extract	6	6	Balanced	F7	43	60	500	n/a	None	A	80	Switch	Desk 0.75 to 0.85m	See Guidance Notes	n/a
		Utility Area Wash Up	1	12.0	Laboratory	L1804	25	18	Radiant Panels	Remote Sensor Adj.	Yes	Ceiling Cassette - Chilled Water	Central Supply and Extract	6	6	Balanced	F7	43	60	500	n/a	None	A	80	Switch	Desk 0.75 to 0.85m	See Guidance Notes	n/a
		Temp Controlled Store	1	15.2	Laboratory	L1804	25	18	Radiant Panels	Remote Sensor Adj.	Yes	Ceiling Cassette - Chilled Water	Central Supply and Extract	6	6	Balanced	F7	43	60	500	n/a	None	A	80	Switch	Desk 0.75 to 0.85m	See Guidance Notes	n/a
		DSR	1	8.0	DSR	Y1510	28	18	Adjacent Space Transfer Air	None	No	None	Central Dirty Extract	0	10	Negative	None	43	60	100	n/a	None	A	90	Presence detection	Floor 0m	See Guidance Notes	n/a
		Record Store	1	15.0	Storage Area Equipment	W1585-??	28	16	Radiant Panels	Remote Sensor Adj.	No	None	Central General Extract	0	3	Negative	None	43	n/a	200	n/a	None	A	80	Presence detection	Floor 0m	See Guidance Notes	n/a
		Disposal Hold	1	10.0	Disposal Hold	Y0646	28	18	Adjacent Space Transfer Air	None	No																	

Royal Hospital for Sick Children - Edinburgh

HK Doc - RDS Environmental Matrix

Page No.

1	Dept Code	Index
2		Guidance Notes
3		Comments Summary
4	A1	A&E/Assessment Ward
5	B1	Critical Care/HDU/Neonatal Surgery
6	C1	In Patient Pathway/Ward Care
7	D1	Out Patient Dept/ Medical Day Care
8	E1	Theatres
9	F1	CAMHS
10	G1	Clinical Support
11	H1	Academic
12	I1	Office/ Admin Support Services
13	J1	Facilities/Infrastruct Support Services
14	K1	Patient/Family Support
15	L1	Family Hotel

Rev	By	Description	Date

Guidance Notes

- 1 This workbook is to promote discussion and feedback to develop an Agreed Workbook by FBC sign off date and is intended as an easier reference tool to replace ADB RDS M&E Sheets for elements described on these sheets.
- 2 The services matrices are produced from the Tribal SoA Sheets Version 7 dated 25th May 2010.
- 3 The design of the HVAC systems to the theatres will be in accordance with SHTM2025 and later guidance with HTM03-01. Where two theatres are provided within a common Scrub-Up room it is proposed that these theatres be served from a single AHU.
- 4 Where radiant panels are indicated in any room in these matrices, detailed design development may remove the need for these without detriment to environmental temperature. This design development is dependant on actual room layout - i.e. whether a room is located adjacent to an external wall, ground bearing floor, roof surface or is internal.
- 5 Ventilation air change rates and the use of natural ventilation in Patient Areas shall be reviewed throughout the detail design process to ensure a maximum internal temperature of 28°C (dry bulb) is not exceeded for more than 50 hours per year during norm occupancy as listed in HTM 03-01 Clause 2.15.
- 6 Maximum internal temperatures of 28°C relate to normal occupancy and Summer Design Conditions ; External Summer Conditions for Cooling Plant Selection as per SHTM2025, Enthalpy 54kJ/kgda. 26degC db, 19degC wb. External Winter Conditions as per CIBSE Guide A Table A 2.2 for locality = - 6C for Heat Losses, and as HTM 2025 for locality = -10C for AHU Ventilation Plant design.
- 7 Where hot water temperatures are stated above 44°C (60°C) a sign shall be provided above the taps stating "Caution - Extremely Hot Water - 60°C".
- 8 Examination lamp notes where listed are provisional. Detailed requirements (fixed, mobile, illumination) will be detailed on C sheet as agreed from signed off 1:50 RDS, which shall take precedence over this schedule.
- 9 All lighting levels are derived from CIBSE Lighting Guide LG2. RDS to take precedence over Environmental Matrix.
- 10 Colour rendering refers to CIBSE Lighting Design Guide and will be applied throughout
 "80" : Normal
 "90" - Enhanced to provide close as possible match to natural light for clinical purposes
- 11 Cold Water supply shall be " tanked and potable "
- 12 Standby Lighting to be Grade A throughout .
- 13 The internal temperature in mechanically ventilated rooms shall not exceed the maximum temperature as listed on these Environmental Matrices provided external summer design criteria is not exceeded .
- 14 Local Radiant Panel TRV's shall be tamper proof head type with limiting/locking facility.

Local Control BMS Temperature Sensors for ducted reheat zones and chilled water cassettes for hotspots shall be provided with local range adjustment to +/- 2C of BMS Set Point. BMS set point can be adjusted via dialogue through formal FM channels.

Typical bedroom - Design Criteria - HTM 03-01 Clause 2.15 - internal temperatures in patient areas should not exceed 28C db for more than 50 hrs per year. Appendix 2 HTM 03-01 gives 18C to 28C float range. Design Solution for RHSC- Dynamic Simulation Modelling shall show that with around 3 to 4 ac/hr of cooled supply air to for example a typical ward room can maintain such conditions. Normally, extract is achieved through en-suites. This would be supplemented by manually opening windows for natural ve

HDU bed areas - Design Criteria - HBN 57 gives specific guidance as well as HTM 03-01 - esp Appendix 2 for air change rates - 10ac/hr S&E, 18C to 25C control range. (Capability shall be provided but not at the summer and winter external ambient design extremes).

The department should be air conditioned and controlled on a zonal basis.

Design Solution for RHSC - With 10ac/hr of cooled supply and extract air and with multiple zoned ducted reheat batteries on supply to critical care wards/individual/zoned rooms, it is possible to maintain such conditions. Central AHU plant requires humidity achieve RH range during winter.

Post theatre recovery areas - Design Criteria - HTM 03-01 - esp Appendix 2 for air change rates - 15ac/hr S&E , 18C to 25C control range.(Capability shall be provided but not at the summer and winter external ambient design extremes).

Design Solution for RHSC - With 15ac/hr of cooled supply and extract air to recovery area, it is possible to maintain such conditions. Central AHU plant requires humidification to achieve RH range during winter.

Critical Care areas - Design Criteria - HTM 03-01 - esp Appendix 2 for air change rates - 10ac/hr S&E , 18C to 25C control range.(Capability shall be provided but not at the summer and winter external ambient design extremes).

Design Solution for RHSC - With 10ac/hr of cooled supply and extract air to critical care areas it is possible to maintain such conditions. Central AHU plant requires humidification to achieve RH range during winter.

Theatre areas - Design Criteria - HTM 03-01 - esp Appendix 2 and 7 for air change rates, 18C to 25C control range.(Capability shall be provided but not at the summer and winter external ambient design extremes).

Design Solution for RHSC - Cooled supply and extract air to theatre areas as per Appendix 2 and 7, it is possible to maintain such conditions. Central AHU plant requires humidification to achieve RH range during winter.

- 15 **Corridor** ventilation may be either mechanical or natural and will be determined during detailed design with due regard to clinical functionality.

NHS Lothian Feedback

NHS Lothian.....

BAM.....

Dept Code	Room No	Room Name	Area (m2)	No	Temperature		Relative Humidity % RH	Heating		Cooling	Cooling	Cold	Ventilation				Safety temperatures		Lighting				Notes	Medical Location Group				
					Design Maximum deg C	Design Minimum deg C		Type	Control				Type	Water	Type	Supply ach/hr	Extract ach/hr	Relative Pressure	Min Filtration	Surface deg C	Water deg C	Normal lux			Night lux	Local lux	Standby Grade	Colour Rendering
		4 Bed Room	63	3	28	18	NA	Rad Panels	TRV Remote Head Adj	yes	Air Systems	Tanked & potable	S	4	0	Positive	G4	43	41	100	5	300	A	80	Switch/Dimmer	Floor/bed	See P2 Guidance Notes - Note 5.	1
		Admin / Secretarial Office	12	1	28	18	NA	Rad Panels	TRV Remote Head Adj	yes	Air Systems	NA	S & Ex	3	3	Balanced	G4	43	-	300	NA	NA	A	80	Switch	Desk	See P2 Guidance Notes - Note 13.	n/a
		Baby/Infant Feeding Room	4	1	28	18	NA	Rad Panels	TRV Remote Head Adj	yes	Air Systems	NA	S	3	0	Positive	G4	43	41	200	NA	NA	A	80	Dimmer	Floor	See P2 Guidance Notes - Note 5.	0
		Beverage Bay	3	1	28	18	NA	Transfer Air	NA	No	NA	Tanked & potable	Ex	0	5	Negative	-	43	41	100	NA	NA	A	80	PIR	Floor	See P2 Guidance Notes - Note 13.	n/a
		Body Viewing Room	10	1	28	18	NA	Rad Panels	TRV Remote Head Adj	yes	CW Cassette	NA	S & Ex	4	6	Negative	G4	43	-	100	NA	NA	A	80	Switch	Floor	See P2 Guidance Notes - Note 13.	n/a
		Changing Cubicles	4	2	28	18	NA	Rad Panels	TRV Remote Head Adj	yes	Air Systems	NA	S	5	0	Positive	-	43	-	100-150	NA	NA	A	80	PIR	Floor	See P2 Guidance Notes - Note 5.	n/a
		Clean Utility	12	1	28	18	NA	Rad Panels	TRV Remote Head Adj	yes	Air Systems	Tanked & potable	S	6	0	Positive	G4	43	41	150	NA	NA	A	80	PIR	Floor	See P2 Guidance Notes - Note 13.	n/a
		Clinical Coordinators Office	10	1	28	18	NA	Rad Panels	TRV Remote Head Adj	yes	Air Systems	NA	S & Ex	3	3	Balanced	G4	43	-	300	NA	NA	A	80	Switch	Desk	See P2 Guidance Notes - Note 13.	n/a
		Clothes store - back up	4	1	28	18	NA	Transfer Air	TRV Remote Head Adj	yes	Air Systems	NA	S	6	0	Positive	G4	43	-	200	NA	NA	A	80	PIR	Floor	See P2 Guidance Notes - Note 13.	n/a
		Consultants Office	30	1	28	18	NA	Rad Panels	TRV Remote Head Adj	yes	Air Systems	NA	S & Ex	3	3	Balanced	G4	43	-	300	NA	NA	A	80	Switch	Desk	See P2 Guidance Notes - Note 13.	n/a
		Dirty Utility	14	1	28	18	NA	Transfer Air	NA	No	NA	Tanked & potable	Ex	0	6	Negative	-	43	60	200	NA	NA	A	80	PIR	Floor	See P2 Guidance Notes - Note 13.	n/a
		Dirty Utility: Bedpan Utility & Urine Test	11	1	28	18	NA	Transfer Air	NA	No	NA	Tanked & potable	Ex	0	6	Negative	-	43	60	200	NA	NA	A	80	PIR	Floor	See P2 Guidance Notes - Note 13.	n/a
		Disposal Hold	10	2	28	16	NA	Transfer Air	NA	No	NA	-	Ex	0	10	Negative	-	43	-	200	NA	NA	A	80	PIR	Floor	See P2 Guidance Notes - Note 13.	n/a
		DSR	7	2	28	16	NA	Transfer Air	NA	No	NA	Tanked & potable	Ex	0	3	Negative	-	43	60	100	NA	NA	A	80	Switch	Floor	See P2 Guidance Notes - Note 13.	n/a
		En-suite wheelchair-accessible WC, Shower & wash	6	19	28	18	NA	Transfer Air	NA	No	NA	Tanked & potable	Ex	0	10	Negative	-	43	41	200	NA	NA	A	80	PIR	Floor	See P2 Guidance Notes - Note 5.	n/a
		Female Staff Changing and Lockers: 30 places	16	1	28	18	NA	Rad Panels	TRV Remote Head Adj	yes	Air Systems	Tanked & potable	S & Ex	5	4	Positive	G4	43	41	100-150	NA	NA	A	80	PIR	Floor	See P2 Guidance Notes - Note 13.	n/a
		Interview Room	9	1	28	18	NA	Rad Panels	TRV Remote Head Adj	yes	Air Systems	NA	S & Ex	4	4	Balanced	G4	43	-	300	NA	NA	A	80	Switch	Desk	See P2 Guidance Notes - Note 5.	n/a
		Interview/Meeting Room: 6 persons	9	1	28	18	NA	Rad Panels	TRV Remote Head Adj	No	No	NA	S & Ex	5	5	Balanced	G4	43	-	300	NA	NA	A	80	Switch	Desk	See P2 Guidance Notes - Note 5.	n/a
		Laboratory - Near Patient Testing / Status	8	1	28	18	NA	Rad Panels	TRV Remote Head Adj	yes	Air Systems	Tanked & potable	S & Ex	6	6	Balanced	F7	43	41	500	NA	NA	A	80	Switch	Bench	See P2 Guidance Notes - Note 13.	n/a
		Linen Bay (1 trolley)	1.5	1	NA	16	NA	Transfer Air	NA	No	NA	NA	NA	0	0	Balanced	-	43	-	100	NA	NA	A	80	PIR	Trolley/Bed	See P2 Guidance Notes - Note 13.	n/a
		Linen Bay (2 trolleys)	3	1	NA	16	NA	Transfer Air	NA	No	NA	NA	NA	0	0	Balanced	-	43	-	100	NA	NA	A	80	PIR	Trolley/Bed	See P2 Guidance Notes - Note 13.	n/a
		Main Entrance Draught Lobby	10	2	28	16	NA	Door Curtains	BMS Adjustable Sensor	No	NA	NA	NA	0	0	Balanced	-	43	-	200	NA	NA	A	80	PIR	Floor	See P2 Guidance Notes - Note 13.	n/a
		Male Staff Changing Room and Lockers: 20 places	11.5	1	28	18	NA	Rad Panels	TRV Remote Head Adj	yes	Air Systems	Tanked & potable	S & Ex	5	4	Positive	G4	43	41	100-150	NA	NA	A	80	PIR	Floor	See P2 Guidance Notes - Note 13.	n/a
		Medical Staff / Audit Office	10	1	28	18	NA	Rad Panels	TRV Remote Head Adj	yes	Air Systems	NA	S & Ex	3	3	Balanced	G4	43	-	300	NA	NA	A	80	Switch	Desk	See P2 Guidance Notes - Note 13.	n/a
		Meeting / Case Conference Room	32	1	28	18	NA	Rad Panels	TRV Remote Head Adj	yes	CW Cassette	Tanked & potable	S & Ex	4	4	Balanced	G4	43	-	300	NA	NA	A	80	Switch	Desk	See P2 Guidance Notes - Note 13.	n/a
		Multi-Disciplinary Office	26	1	28	18	NA	Rad Panels	TRV Remote Head Adj	yes	Air Systems	NA	S & Ex	3	3	Balanced	G4	43	-	300	NA	NA	A	80	Switch	Desk	See P2 Guidance Notes - Note 13.	n/a
		Nappy Change Room with handwash	4	1	28	18	NA	Transfer Air	NA	No	NA	Tanked & potable	Ex	0	10	Negative	-	43	41	200	NA	NA	A	80	PIR	Floor	See P2 Guidance Notes - Note 5.	n/a
		On-Call Consultant Office	9	1	28	18	NA	Rad Panels	TRV Remote Head Adj	yes	Air Systems	NA	S & Ex	3	3	Balanced	G4	43	-	300	NA	NA	A	80	Switch	Desk	See P2 Guidance Notes - Note 13.	n/a
		Pantry	10	1	28	18	NA	Transfer Air	NA	No	NA	Tanked & potable	Ex	0	4	Negative	-	43	41	100	NA	NA	A	80	PIR	Floor	See P2 Guidance Notes - Note 13.	n/a
		Pantry - Staff / Patient	5	1	28	18	NA	Transfer Air	NA	No	NA	Tanked & potable	Ex	0	4	Negative	-	43	41	100	NA	NA	A	80	PIR	Floor	See P2 Guidance Notes - Note 5.	n/a
		Parking Bay: 6 wheelchairs	4	1	28	16	NA	Transfer Air	NA	No	NA	NA	Ex	0	3	Negative	-	43	-	100	NA	NA	A	80	switch	Floor	See P2 Guidance Notes - Note 13.	n/a
		Parking Bay: 3 accident trolleys & 3 wheelchairs	12	1	28	16	NA	Transfer Air	NA	No	NA	NA	Ex	0	3	Negative	-	43	-	100	NA	NA	A	80	switch	Floor	See P2 Guidance Notes - Note 13.	n/a
		Patients' Assisted Bathroom	14	1	28	18	NA	Transfer Air	NA	No	NA	Tanked & potable	Ex	0	10	Negative	-	43	44	200	NA	NA	A	80	PIR	Floor	See P2 Guidance Notes - Note 5.	n/a
		Plaster Suite (2 bays)	24	1	25	18	NA	Rad Panels	TRV Remote Head Adj	yes	Air Systems	Tanked & potable	S & Ex	10	10	Balanced	F7	43	41	500	NA	yes	A	80	Switch	Couch	Guidance Notes - Note 13.	1
		Play Area / Dining	28	1	28	18	NA	Rad Panels	TRV Remote Head Adj	yes	Air Systems	Tanked & potable	S & Ex	4	4	Balanced	G4	43	41	200	NA	NA	A	80	Switch	Floor	Notes - Note 5.	n/a
		Processing room	10	1	25	18	NA	Rad Panels	TRV Remote Head Adj	yes	CW Cassette	NA	S & Ex	3	3	Balanced	F7	43	-	500	NA	NA	A	80	Switch	Floor	See P2 Guidance Notes - Note 13.	n/a
		Reception	3	1	28	18	NA	Rad Panels	TRV Remote Head Adj	yes	Air Systems	NA	S	3	0	Positive	G4	43	-	500	NA	NA	A	80	Switch	Desk	300lux at Floor, See P2 Guidance Notes - Note 13.	n/a
		Reception: 2 staff	16	1	28	18	NA	Rad Panels	TRV Remote Head Adj	yes	Air Systems	NA	S & Ex	3	3	Balanced	G4	43	-	500	NA	NA	A	80	Switch	Desk	300lux at Floor, See P2 Guidance Notes - Note 13.	n/a
		Resuscitation Room: 2 places	25	2	25	18	NA	Rad Panels	BMS Adjustable Sensor	yes	Air Systems	Tanked & potable	S & Ex	10	6	Positive	G4	43	41	500	NA	NA	A	80	Switch	Trolley/Bed	See P2 Guidance Notes - Note 13.	2
		Resuscitation Trolley Bay	1	1	NA	16	NA	Transfer Air	NA	No	NA	NA	NA	0	0	Balanced	-	43	-	100	NA	NA	A	80	switch	Trolley/Bed	See P2 Guidance Notes - Note 13.	2
		Secretarial Office	12	1	28	18	NA	Rad Panels	TRV Remote Head Adj	yes	Air Systems	NA	S & Ex	3	3	Balanced	G4	43	-	300	NA	NA	A	80	Switch	Desk	See P2 Guidance Notes - Note 13.	n/a
		Seminar & Training Room: 15 persons	32	1	28	18	NA	Rad Panels	TRV Remote Head Adj	yes	CW Cassette	NA	S & Ex	4	4	Balanced	G4	43	-	300	NA	NA	A	80	Switch	Table	P2 Guidance Notes - Note 13.	n/a
		Single Bedroom	15	16	28	18	NA	Rad Panels	TRV Remote Head Adj	yes	Air Systems	Tanked & potable	S	4	0	Positive	G4	43	41	100	5	300	A	80	Switch/Dimmer	Floor/bed	See P2 Guidance Notes - Note 5.	1
		Sitting Room	16	1	28	18	NA	Rad Panels	TRV Remote Head Adj	yes	Air Systems	NA	S & Ex	3	3	Balanced	G4	43	-	200	NA	NA	A	80	Switch	Floor	See P2 Guidance Notes - Note 5.	n/a
		Staff & Communication Base	16	1	28	18	NA	Rad Panels	TRV Remote Head Adj	yes	Air Systems	NA	S & Ex	4	4	Balanced	G4	43	-	300	NA	NA	A	80	Dimmer	Desk	Notes - Note 13.	n/a
		Staff rest room	48	1	28	18	NA	Rad Panels	TRV Remote Head Adj	yes	Air Systems	Tanked & potable	S & Ex	6	8	Negative	G4	43	60	200	NA	NA	A	80	Switch	Floor	See P2 Guidance Notes - Note 13.	n/a
		Staff Shower: ambulant	2.5	2	28	18	NA	Transfer Air	NA	NA	NA	Tanked & potable	Ex	0	15	Negative	-	43	41	200	NA	NA	A	80	PIR	Floor	See P2 Guidance Notes - Note 13.	n/a
		Store - Dispensing Drugs	8	1	28	16	NA	Rad Panels	TRV Remote Head Adj	yes	Air Systems	NA	S	6	0	Positive	G4	43	-	200	NA	NA	A	80	PIR	Floor	See P2 Guidance Notes - Note 13.	n/a
		Store - Equipment	6	1	28	16	NA	Rad Panels	TRV Remote Head Adj	No	NA	NA	Ex	0	3	Negative	-	43	-	200	NA	NA	A	80	PIR	Floor	See P2 Guidance Notes - Note 13.	n/a
		Store - Equipment & Supplies	18	1	28	16	NA	Rad Panels	TRV Remote Head Adj	No	NA	NA	Ex	0	3	Negative	-	43	-	200	NA	NA	A	80	PIR	Floor	See P2 Guidance Notes - Note 13.	n/a
		Store - General	12	1	28	16	NA	Rad Panels	TRV Remote Head Adj	No	NA	NA	Ex	0	3	Negative	-	43	-	200	NA	NA	A	80	PIR	Floor	See P2 Guidance Notes - Note 13.	n/a
		Store - Major Incident / Ambulance Equipment																										

Dept Code	Room No	Room Name	Area (m2)	No	Temperature		Relative Humidity % RH	Heating		Cooling	Cooling		Cold Water	Ventilation				Safety temperatures		Lighting					Notes		
					Design Maximum deg C	Design Minimum deg C		Type	Control		Type	Type		Supply ac/hr	Extract ac/hr	Relative Pressure	Min Filtration	Surface deg C	Water deg C	Normal lux	Night lux	Local lux	Standby Grade	Colour Rendering		Control	Plane
		Baby/Infant Feeding Room	5	1	28	18	40-60%	Supply Air Reheat	BMS Adjustable Sensor	yes	Air Systems	NA	S	3	0	Positive	G4	43	41	200	NA	NA	A	80	Dimmer	Floor	See P2 Guidance Notes - Note 5.
		Bed/Patient Chair / Buggy Storage	8	1	28	16	NA	Rad.Panels	TRV Remote Head Adj.	No	NA	NA	Ex	0	3	Negative	-	43	-	200	NA	NA	A	80	PIR	Floor	See P2 Guidance Notes - Note 13.
		Bulk Supplies Store	50	1	28	16	NA	Rad.Panels	TRV Remote Head Adj.	No	NA	NA	Ex	0	3	Negative	-	43	-	200	NA	NA	A	80	PIR	Floor	See P2 Guidance Notes - Note 13.
		Cardiac Echo/ECG Bay	4	1	NA	16	NA	Transfer Air	NA	No	NA	NA	Transfer air	0	0	Balanced	-	43	-	100	NA	NA	A	80	PIR	Floor	See P2 Guidance Notes - Note 13.
		Clean Utility	17	2	28	18	40-60%	Supply Air Reheat	BMS Adjustable Sensor	yes	Air Systems	Tanked & potable	S	6	0	Positive	G4	43	41	150	NA	NA	A	80	PIR	Worktop	See P2 Guidance Notes - Note 13.
		Data Manager & Secretarial Office	15	1	28	18	40-60%	Supply Air Reheat	BMS Adjustable Sensor	yes	Air Systems	NA	S & Ex	3	3	Balanced	G4	43	-	300	NA	NA	A	80	Switch	Desk	See P2 Guidance Notes - Note 13.
		Dirty Utility	11.3	3	28	18	NA	Transfer Air	NA	No	NA	Tanked & potable	Ex	0	6	Negative	-	43	60	200	NA	NA	A	80	PIR	Worktop	See P2 Guidance Notes - Note 13.
		Disposal Hold	10	1	28	16	NA	Transfer Air	NA	No	NA	NA	Ex	0	10	Negative	-	43	-	200	NA	NA	A	80	PIR	Floor	See P2 Guidance Notes - Note 13.
		DSR	7	1	28	16	NA	Transfer Air	NA	No	NA	Tanked & potable	Ex	0	3	Negative	-	43	60	100	NA	NA	A	80	Switch	Floor	See P2 Guidance Notes - Note 13.
		En-suite wheelchair-accessible WC, Shower & wash	5.3	2	28	18	NA	Transfer Air	NA	No	NA	Tanked & potable	Ex	0	10	Negative	-	43	41	200	NA	NA	A	80	PIR	Floor	See P2 Guidance Notes - Note 5.
		Equipment Service Room	24	1	28	18	40-60%	Supply Air Reheat	BMS Adjustable Sensor	yes	Air Systems	NA	S & Ex	4	4	Balanced	G4	43	41	300	NA	NA	A	80	Switch	Desk	See P2 Guidance Notes - Note 13.
		Family Interview Room	12	1	28	18	40-60%	Supply Air Reheat	BMS Adjustable Sensor	yes	Air Systems	NA	S & Ex	4	4	Balanced	G4	43	-	300	NA	NA	A	80	Switch	Desk	See P2 Guidance Notes - Note 13.
		Gas Cylinder Store	4	1	28	16	NA	Transfer Air	NA	No	NA	NA	Ex	0	10	Negative	-	43	-	200	NA	NA	A	80	PIR	Floor	Nat Vent Preferred, See P2 Guidance Notes - Note 13.
		Gowning Lobby	6	4	25	18	40-60%	Supply Air Reheat	BMS Adjustable Sensor	yes	Air Systems	NA	HBN4	-	-	Positive	F7	43	41	200	NA	NA	A	80	PIR	Floor	Cascade gowning /room/ensuite - also see Note (i) this page re HBN 4 Guidance , See P2 Guidance Notes - Note 13.
		Laboratory	8	1	28	18	40-60%	Supply Air Reheat	BMS Adjustable Sensor	yes	Air Systems	Tanked & potable	S & Ex	6	6	Balanced	F7	43	41	500	NA	NA	A	80	Switch	Bench	See P2 Guidance Notes - Note 13.
		Linen Bay (1 trolley)	1.5	2	NA	16	NA	Transfer Air	NA	No	NA	NA	Transfer air	0	0	Balanced	-	43	-	100	NA	NA	A	80	Switch	Trolley/Bed	See P2 Guidance Notes - Note 13.
		Mobile X-Ray / Ultrasound Bay	4	1	NA	16	NA	Transfer Air	NA	No	NA	NA	Transfer air	0	0	Balanced	-	43	-	100	NA	NA	A	80	Switch	Floor	See P2 Guidance Notes - Note 13.
		Multidisciplinary Work Area HDU	15	1	28	18	40-60%	Supply Air Reheat	BMS Adjustable Sensor	yes	Air Systems	NA	S & Ex	4	4	Balanced	G4	43	-	300	NA	NA	A	80	Switch	Desk	See P2 Guidance Notes - Note 13.
		Multidisciplinary Work Area PICU / HDU	15	1	28	18	40-60%	Supply Air Reheat	BMS Adjustable Sensor	yes	Air Systems	NA	S & Ex	4	4	Balanced	G4	43	-	300	NA	NA	A	80	Switch	Desk	See P2 Guidance Notes - Note 13.
		On-Call Consultant Office	8	1	28	18	40-60%	Supply Air Reheat	BMS Adjustable Sensor	yes	Air Systems	NA	S	3	0	Positive	G4	43	-	300	NA	NA	A	80	Switch	Desk	See P2 Guidance Notes - Note 13.
		Open Plan Bay (2 beds)	40	2	25	18	40-60%	Supply Air Reheat	BMS Adjustable Sensor	yes	Air Systems	Tanked & potable	S & Ex	10	10	Balanced	F7	43	41	400	10 to 20	1000	A	80/90	Dimmer	Bed	1000 lux Examination luminaire to be incorporated within pendant design, See P2 Guidance Notes - Note 13.
		Open Plan Bay (3 beds)	45	1	25	18	40-60%	Supply Air Reheat	BMS Adjustable Sensor	yes	Air Systems	Tanked & potable	S & Ex	10	10	Balanced	F7	43	41	400	10 to 20	1000	A	80/90	Dimmer	Bed	1000 lux Examination luminaire to be incorporated within pendant design, See P2 Guidance Notes - Note 13.
		Open Plan Bay (4 beds)	104	2	25	18	40-60%	Supply Air Reheat	BMS Adjustable Sensor	yes	Air Systems	Tanked & potable	S & Ex	10	10	Balanced	F7	43	41	400	10 to 20	1000	A	80/90	Dimmer	Bed	1000 lux Examination luminaire to be incorporated within pendant design, See P2 Guidance Notes - Note 13.
		Pantry / Milk Store	10	1	28	18	NA	Transfer Air	NA	No	NA	Tanked & potable	Ex	0	3	Negative	-	43	41	100	NA	NA	A	80	PIR	Floor	See P2 Guidance Notes - Note 5.
		Patients' Assisted Bathroom	14	1	28	18	NA	Transfer Air	NA	No	NA	Tanked & potable	Ex	0	10	Negative	-	43	44	200	NA	NA	A	80	PIR	Floor	See P2 Guidance Notes - Note 13.
		Play Specialist Base & Store	8	1	28	18	40-60%	Supply Air Reheat	BMS Adjustable Sensor	yes	Air Systems	NA	S & Ex	4	4	Balanced	G4	43	-	200	NA	NA	A	80	PIR	Floor	See P2 Guidance Notes - Note 5.
		Public Telephone Booth	2	1	28	18	NA	Transfer Air	NA	No	NA	NA	Ex	0	3	Negative	-	43	-	100	NA	NA	A	80	PIR	Floor	See P2 Guidance Notes - Note 13.
		Quiet / Interview Room	9	1	28	18	40-60%	Supply Air Reheat	BMS Adjustable Sensor	yes	Air Systems	NA	S & Ex	4	4	Balanced	G4	43	-	300	NA	NA	A	80	Switch	Floor	See P2 Guidance Notes - Note 5.
		Reception / B Tech Stores Office	12	1	28	18	40-60%	Supply Air Reheat	BMS Adjustable Sensor	yes	Air Systems	NA	S & Ex	3	3	Balanced	G4	43	-	500	NA	NA	A	80	Switch	Desk	300lux at Floor, See P2 Guidance Notes - Note 13.
		Relative Overnight Stay	10	2	28	18	40-60%	Supply Air Reheat	BMS Adjustable Sensor	yes	Air Systems	Tanked & potable	S & Ex	4	4	Balanced	G4	43	41	150	NA	NA	A	80	Switch	Desk	See P2 Guidance Notes - Note 13.
		Relatives' Sitting Room	18.5	1	28	18	40-60%	Supply Air Reheat	BMS Adjustable Sensor	yes	Air Systems	NA	S & Ex	4	4	Balanced	G4	43	-	200	NA	NA	A	80	Switch	Floor	See P2 Guidance Notes - Note 13.
		Resuscitation Trolley Bay	1	3	NA	16	NA	Transfer Air	NA	No	NA	NA	Transfer air	0	0	Balanced	-	43	-	100	NA	NA	A	80	Switch	Floor	See P2 Guidance Notes - Note 13.
		Retrieval Equipment Store	15	1	28	16	NA	Rad.Panels	TRV Remote Head Adj.	No	NA	NA	Ex	0	3	Negative	-	43	-	100	NA	NA	A	80	PIR	Floor	See P2 Guidance Notes - Note 13.
		Retrieval Team Office	12	1	28	18	40-60%	Supply Air Reheat	BMS Adjustable Sensor	yes	Air Systems	NA	S & Ex	3	3	Balanced	G4	43	-	300	NA	NA	A	80	Switch	Desk	See P2 Guidance Notes - Note 13.
		Seminar Room	37.5	1	28	18	40-60%	Supply Air Reheat	BMS Adjustable Sensor	yes	CW cassette	NA	S & Ex	4	4	Balanced	G4	43	-	300	NA	NA	A	80	Switch	Table	Temp set back when unoccupied, See P2 Guidance Notes - Note 13.
		Senior Nursing Office	10	1	28	18	40-60%	Supply Air Reheat	BMS Adjustable Sensor	yes	Air Systems	NA	S & Ex	3	3	Balanced	G4	43	-	300	NA	NA	A	80	Switch	Desk	See P2 Guidance Notes - Note 13.
		Single Bed Cubicle	26	4	28	18	40-60%	Supply Air Reheat	BMS Adjustable Sensor	yes	Air Systems	Tanked & potable	S	4	0	Positive	G4	43	41	400	10 to 20	1000	A	80/90	Dimmer	Bed	See P2 Guidance Notes - Note 13.
		Single Bed Isolation Cubicle	26	5	25	18	TBC	Transfer Air	BMS Adjustable Sensor	yes	Air Systems	Tanked & potable	HBN4	-	-	Balanced	F7	43	41	400	10 to 20	1000	A	80/90	Dimmer	Bed	Cascade gowning /room/ensuite - also see Note (i) this page re HBN 4 Guidance , See P2 Guidance Notes - Note 13. 1000 lux Examination
		Staff Base	4	4	28	18	40-60%	Supply Air Reheat	BMS Adjustable Sensor	yes	Air Systems	NA	S	4	0	Positive	G4	43	-	300	NA	NA	A	80	Dimmer	Desk	See P2 Guidance Notes - Note 13.
		Staff Rest Room - 18 person	29	1	28	18	40-60%	Supply Air Reheat	BMS Adjustable Sensor	yes	Air Systems	Tanked & potable	S & Ex	6	8	Negative	G4	43	41	200	NA	NA	A	80	Switch	Floor	See P2 Guidance Notes - Note 13.
		Store - Equipment	40	1	28	16	NA	Rad.Panels	TRV Remote Head Adj.	No	NA	NA	Ex	0	3	Negative	-	43	-	100	NA	NA	A	80	PIR	Floor	See P2 Guidance Notes - Note 13.
		Waiting Area (Visitors)	16.5	1	28	18	40-60%	Supply Air Reheat	BMS Adjustable Sensor	yes	Air Systems	NA	S & Ex	3	3	Balanced	G4	43	-	200	NA	NA	A	90	Switch	Floor	See P2 Guidance Notes - Note 13.
		WC - Relatives	3	2	28	18	NA	Transfer Air	NA	No	NA	Tanked & potable	Ex	0	10	Negative	-	43	41	200	NA	NA	A	80	PIR	Floor	See P2 Guidance Notes - Note 13.
		WC - Staff	3	4	28	18	NA	Transfer Air	NA	No	NA	Tanked & potable	Ex	0	10	Negative	-	43	41	200	NA	NA	A	80	PIR	Floor	See P2 Guidance Notes - Note 13.
		WC - Wheelchair accessible	4.5	1	28	18	NA	Transfer Air	NA	No	NA	Tanked & potable	Ex	0	10	Negative	-	43	41	200	NA	NA	A	80	PIR	Floor	See P2 Guidance Notes - Note 5.
		X-ray processing	8	1	25	18	40-60%	Supply Air Reheat	BMS Adjustable Sensor	yes	Air Systems	Tanked & potable	S & Ex	8	8	Balanced	G4	43	41	300	NA	NA	A	80	Switch	Desk	See P2 Guidance Notes - Note 13.

Notes

- a) Linen Bay recess to be treated as part of room.
- b) Mobile Equipment Bay Recess to be treated as part of room
- c) Resusc Trolley Area Recess to be treated as part of room
- d) Consult Exam Room - note 10ac/hr not allowed for unless room title listed as Treatment Room.
- e) Reception & Waiting Combined
- f) Internal Temperatures should not exceed 28 deg C (db) for more than 50hrs per year
- g) Offices assumed to have openable windows without 100mm restrictors for natural ventilation .
- h) Staff Rest assumed to have openable windows without 100mm restrictors for natural ventilation and occupancy factor of 0.8.
- i) Note that Isolation Suite ventilation solutions for this project shall follow HBN 4 Supplement 1 Section 4 Item 4.8 Guidance i.e. A common departmental AHU shall be employed to provide supply air ventilation (and shall therefore employ duty & standby motors) Isolation Rooms En Suite Extracts shall be provided with an independent Isolation Room toilet extract ventilation system. Isolation Rooms En Suite Extracts shall be provided with either externally located 3 mtr high discharge stack in a safe location or with extract filters (H14) within a safe change housing outside the building on the suction side of the fan. Heating Isolation Suites shall be provided via the ventilation system i.e via ducted reheat batteries. The Lobby air supply terminal shall be a type into which a hepa filter can be fitted. Output Spec to confirm specific location of proper isolation rooms

NHS Lothian.....

BAM.....

Dept Code	Room No	Room Name	Area (m2)	No	Temperature		Relative Humidity % RH	Heating		Cooling	Cooling Type	Cold Water	Ventilation				Safety temperatures		Lighting					Notes			
					Design Maximum deg C	Design Minimum deg C		Type	Control				Type	Supply ac/hr	Extract ac/hr	Relative Pressure	Min Filtration	Surface deg C	Water deg C	Normal lux	Night lux	Local lux	Standby Grade		Colour Rendering	Control	Plane
		2nd Floor Grab & Go	10	1	28	18	NA	NA	NA	No	NA	Tanked & potable	S & Ex	4	4	Balanced	G4	43	60	?	?	?	A	?	-	-	Activity to be confirmed, See P2 Guidance Notes - Note 13.
		2nd Floor Seminar Room	25	1	28	18	NA	Rad.Panels	TRV Remote Head Adj.	yes	CW Cassette	NA	S & Ex	4	4	Balanced	G4	43	-	300	NA	NA	A	80	Switch	Table	Temp set back when unoccupied, See P2 Guidance Notes - Note 13.
		2nd Floor Staff rest room - 35 person	48	1	28	18	NA	Rad.Panels	TRV Remote Head Adj.	yes	Air Systems	Tanked & potable	S & Ex	6	8	Negative	G4	43	41	200	NA	NA	A	80	Switch	Floor	Temp set back when unoccupied, See P2 Guidance Notes - Note 13.
		4 Bed Room	63	7	28	18	NA	Rad.Panels	TRV Remote Head Adj.	yes	Air Systems	Tanked & potable	S	4	0	Positive	G4	43	41	100	5	300	A	80	Switch/Dimmer	Floor/bed	See P2 Guidance Notes - Note 5.
		Administration Area	25	1	28	18	NA	Rad.Panels	TRV Remote Head Adj.	yes	Air Systems	NA	S & Ex	4	4	Balanced	G4	43	-	300	NA	NA	A	80	Switch	Floor	See P2 Guidance Notes - Note 13.
		Baby/Infant Feeding Room	4	1	28	18	NA	Rad.Panels	TRV Remote Head Adj.	yes	Air Systems	NA	S	3	0	Positive	G4	43	41	200	NA	NA	A	80	Dimmer	Floor	See P2 Guidance Notes - Note 5.
		Bedroom - single	19	4	28	18	NA	Rad.Panels	TRV Remote Head Adj.	yes	Air Systems	Tanked & potable	S	4	0	Positive	G4	43	41	100	5	300	A	80	Switch/Dimmer	Floor/Bed	See P2 Guidance Notes - Note 5.
		Breast Pump Room	4	1	28	18	NA	Rad.Panels	TRV Remote Head Adj.	yes	Air Systems	NA	S	3	0	Positive	G4	43	41	200	NA	NA	A	80	Switch	Floor	See P2 Guidance Notes - Note 5.
		Chemotherapy Prescribing Room	10	1	28	18	NA	Rad.Panels	TRV Remote Head Adj.	yes	Air Systems	NA	S & Ex	4	4	Balanced	G4	43	-	300	NA	NA	A	80	Switch	Desk	See P2 Guidance Notes - Note 13.
		Clean Utility	12	4	28	18	NA	Rad.Panels	TRV Remote Head Adj.	yes	Air Systems	Tanked & potable	S	6	0	Positive	G4	43	41	150	NA	NA	A	80	PIR	Desk	See P2 Guidance Notes - Note 13.
		Clinical Physiologist Office (3)	15	1	28	18	NA	Rad.Panels	TRV Remote Head Adj.	yes	Air Systems	NA	S & Ex	3	3	Balanced	G4	43	-	300	NA	NA	A	80	Switch	Desk	See P2 Guidance Notes - Note 13.
		Clothes store - back up	4	1	28	16	NA	Rad.Panels	TRV Remote Head Adj.	No	NA	NA	S	6	0	Positive	-	43	-	200	NA	NA	A	80	PIR	Floor	See P2 Guidance Notes - Note 13.
		Complementary Therapy Treatment Room	10	1	28	18	NA	Rad.Panels	TRV Remote Head Adj.	yes	Air Systems	Tanked & potable	S & Ex	10	10	Balanced	G4	43	41	500	NA	1,000	A	80	Switch	Trolley/Bed	See P2 Guidance Notes - Note 5.
		Control Room	15	1	25	18	NA	Rad.Panels	TRV Remote Head Adj.	yes	CW Cassette	-	S	3	0	Positive	G4	43	-	300	NA	NA	A	80	Dimmer	Desk	See P2 Guidance Notes - Note 13.
		Dining / Play Room	27	2	28	18	NA	Rad.Panels	TRV Remote Head Adj.	yes	Air Systems	Tanked & potable	S & Ex	4	4	Balanced	G4	43	41	200	NA	NA	A	80	Switch	Floor	300lux at servery, See P2 Guidance Notes - Note 5.
		Dining / Play Room (9 patients)	16	1	28	18	NA	Rad.Panels	TRV Remote Head Adj.	yes	Air Systems	Tanked & potable	S & Ex	4	4	Balanced	G4	43	41	200	NA	NA	A	80	Switch	Floor	300lux at servery, See P2 Guidance Notes - Note 5.
		Dining/Recreation Room (inc Bev Bay)	26	1	28	18	NA	Rad.Panels	TRV Remote Head Adj.	yes	Air Systems	Tanked & potable	S & Ex	4	4	Balanced	G4	43	41	200	NA	NA	A	80	Switch	Floor	300lux at servery, See P2 Guidance Notes - Note 5.
		Dirty Utility	14	4	28	18	NA	Transfer Air	NA	No	NA	Tanked & potable	Ex	0	6	Negative	-	43	60	200	NA	NA	A	80	Switch	Desk	See P2 Guidance Notes - Note 13.
		Disposal Hold	10	4	28	16	NA	Transfer Air	NA	No	NA	-	Ex	0	10	Negative	-	43	-	200	NA	NA	A	80	Switch	Floor	See P2 Guidance Notes - Note 13.
		DSR	7	4	28	16	NA	Transfer Air	NA	No	NA	Tanked & potable	Ex	0	3	Negative	-	43	60	100	NA	NA	A	80	Switch	Floor	See P2 Guidance Notes - Note 13.
		EEG Recording Room (1)	16	3	28	18	NA	Rad.Panels	TRV Remote Head Adj.	yes	CW Cassette	NA	S & Ex	3	3	Balanced	G4	43	-	300	NA	NA	A	80	Switch	Desk	Electroencephalography (EEG), See P2 Guidance Notes - Note 5.
		En-suite wheelchair-accessible WC, Shower & wash	5.3	50	28	18	NA	Transfer Air	NA	No	NA	Tanked & potable	Ex	0	10	Negative	-	43	41	200	NA	NA	A	80	PIR	Floor	See P2 Guidance Notes - Note 5.
		Evoked Potential Recording Room	16	1	28	18	NA	Rad.Panels	TRV Remote Head Adj.	yes	CW Cassette	NA	S & Ex	3	3	Balanced	G4	43	-	300	NA	NA	A	80	Switch	Desk	See P2 Guidance Notes - Note 5.
		Family Sitting Room (15 people)	27	1	28	18	NA	Rad.Panels	TRV Remote Head Adj.	yes	Air Systems	NA	S & Ex	4	4	Balanced	G4	43	-	200	NA	NA	A	80	Switch	Floor	See P2 Guidance Notes - Note 13.
		Food Prep Area	24	1	28	18	40-60%	Transfer Air	NA	No	NA	Tanked & potable	S & Ex	4	6	Negative	-	43	60	300	NA	NA	A	80	Switch	Desk	See P2 Guidance Notes - Note 13.
		Interview Room	9	5	28	18	NA	Rad.Panels	TRV Remote Head Adj.	yes	Air Systems	Tanked & potable	S & Ex	4	4	Balanced	G4	43	-	300	NA	NA	A	80	Switch	Desk	See P2 Guidance Notes - Note 5.
		Interview Rooms/Breakout space	9	1	28	18	NA	Rad.Panels	TRV Remote Head Adj.	yes	Air Systems	Tanked & potable	S & Ex	4	4	Balanced	G4	43	-	300	NA	NA	A	80	Switch	Desk	See P2 Guidance Notes - Note 5.
		Isolation Bedroom Entrance Lobby	4	9	25	18	NA	Supply Air Reheat	BMS Adjustable Sensor	yes	Air Systems	NA	HBN4	-	-	Positive	F7	43	41	200	NA	NA	A	80	PIR	Floor	Cascade gowning /room/ensuite - also see Note (i) this page re HBN 4 Guidance, See P2 Guidance Notes - Note 13.
		Kitchen/Lounge/Social Space	25	1	28	18	NA	Rad.Panels	TRV Remote Head Adj.	yes	Air Systems	Tanked & potable	S & Ex	6	8	Negative	-	43	41	300	NA	NA	A	80	Switch	Desk	See P2 Guidance Notes - Note 13.
		Linen Bay (1 trolley)	1.5	2	NA	16	NA	Transfer Air	NA	No	NA	NA	Transfer air	0	0	Balanced	-	43	-	100	NA	NA	A	80	switch	Trolley/Bed	See P2 Guidance Notes - Note 13.
		Linen Bay (2 trolleys)	3	2	NA	16	NA	Transfer Air	NA	No	NA	NA	Transfer air	0	0	Balanced	-	43	-	100	NA	NA	A	80	switch	Trolley/Bed	See P2 Guidance Notes - Note 13.
		Media Room	12	1	28	18	NA	Rad.Panels	TRV Remote Head Adj.	yes	Air Systems	Tanked & potable	S & Ex	4	4	Balanced	G4	43	-	300	NA	NA	A	80	Switch	Floor	See P2 Guidance Notes - Note 5.
		Multi Bed Room: 4 beds & 2 Chairs	72.5	1	28	18	NA	Rad.Panels	TRV Remote Head Adj.	yes	Air Systems	Tanked & potable	S	4	0	Positive	G4	43	41	100	5	300	A	80	Switch/Dimmer	Floor/Bed	See P2 Guidance Notes - Note 5.
		Multi-Disciplinary Office	18	3	28	18	NA	Rad.Panels	TRV Remote Head Adj.	yes	Air Systems	NA	S & Ex	3	3	Balanced	G4	43	-	300	NA	NA	A	80	Switch	Desk	See P2 Guidance Notes - Note 13.
		Multi-Discipline Office	18	1	28	18	NA	Rad.Panels	TRV Remote Head Adj.	yes	Air Systems	NA	S & Ex	3	3	Balanced	G4	43	-	300	NA	NA	A	80	Switch	Desk	See P2 Guidance Notes - Note 13.
		Nappy Change Room	6	1	28	18	NA	Rad.Panels	TRV Remote Head Adj.	No	NA	Tanked & potable	Ex	0	10	Negative	-	43	41	200	NA	NA	A	80	PIR	Floor	See P2 Guidance Notes - Note 5.
		Office - clinical staff	40	2	28	18	NA	Rad.Panels	TRV Remote Head Adj.	yes	Air Systems	NA	S & Ex	3	3	Balanced	G4	43	-	300	NA	NA	A	80	Switch	Desk	See P2 Guidance Notes - Note 13.
		Office - consultants	25	2	28	18	NA	Rad.Panels	TRV Remote Head Adj.	yes	Air Systems	NA	S & Ex	3	3	Balanced	G4	43	-	300	NA	NA	A	80	Switch	Desk	See P2 Guidance Notes - Note 13.
		Office - secretarial	15	2	28	18	NA	Rad.Panels	TRV Remote Head Adj.	yes	Air Systems	NA	S & Ex	3	3	Balanced	G4	43	-	300	NA	NA	A	80	Switch	Desk	See P2 Guidance Notes - Note 13.
		Office/Ante-Room	9	1	28	18	40-60%	Rad.Panels	TRV Remote Head Adj.	yes	Air Systems	NA	S & Ex	3	3	Balanced	G4	43	-	300	NA	NA	A	80	Switch	Desk	See P2 Guidance Notes - Note 13.
		Pantry	8	4	28	18	NA	Transfer Air	NA	No	NA	Tanked & potable	Ex	0	3	Negative	-	43	41	100	NA	NA	A	80	PIR	Floor	See P2 Guidance Notes - Note 13.
		Parents' Room	10	2	28	18	NA	Rad.Panels	TRV Remote Head Adj.	yes	Air Systems	Tanked & potable	S & Ex	3	3	Balanced	G4	43	41	200	NA	NA	A	80	Switch	Floor	See P2 Guidance Notes - Note 13.
		Patient Preparation Room (2)	16	1	28	18	NA	Rad.Panels	TRV Remote Head Adj.	yes	Air Systems	NA	S & Ex	10	10	Balanced	F7	43	-	300	NA	NA	A	80	Switch	Couch	See P2 Guidance Notes - Note 5.
		Patients' Assisted Bathroom	14	4	28	18	NA	Transfer Air	NA	No	NA	Tanked & potable	Ex	0	10	Negative	-	43	44	200	NA	NA	A	80	PIR	Floor	See P2 Guidance Notes - Note 5.
		Primary Classroom	27	1	28	18	NA	Rad.Panels	TRV Remote Head Adj.	yes	Air Systems	Tanked & potable	S & Ex	4	4	Balanced	G4	43	41	300	NA	NA	A	80	Switch	Floor	See P2 Guidance Notes - Note 5.
		Quiet / Play / Study Room	25	1	28	18	NA	Rad.Panels	TRV Remote Head Adj.	yes	Air Systems	Tanked & potable	S & Ex	3	3	Balanced	G4	43	41	300	NA	NA	A	80	Switch	Desk	See P2 Guidance Notes - Note 5.
		Quiet Room / Study	10	2	28	18	NA	Rad.Panels	TRV Remote Head Adj.	yes	Air Systems	Tanked & potable	S & Ex	3	3	Balanced	G4	43	41	300	NA	NA	A	80	Switch	Desk	See P2 Guidance Notes - Note 5.
		Reception	3	4	28	18	NA	Rad.Panels	TRV Remote Head Adj.	yes	Air Systems	NA	S	3	0	Positive	G4	43	-	500	NA	NA	A	80	Switch	Desk	300lux at Floor, See P2 Guidance Notes - Note 13.
		Rehab room	30	1	28	18	NA	Rad.Panels	TRV Remote Head Adj.	yes	Air Systems	Tanked & potable	S & Ex	4	6	Negative	G4	43	41	300	NA	NA	A	80	Switch	Floor	See P2 Guidance Notes - Note 13.
		Reporting Room	10	1	28	18	NA	Rad.Panels	TRV Remote Head Adj.	yes	Air Systems	NA	S & Ex	3	3	Balanced	G4	43	-	300	NA	NA	A	80	Switch	Desk	See P2 Guidance Notes - Note 13.
		Resource Storage	10	1	28	16	NA	Rad.Panels	TRV Remote Head Adj.	No	NA	NA	Ex	0	3	Negative	-	43	-	200	NA	NA	A	80	PIR	Floor	See P2 Guidance Notes - Note 13.
		Resuscitation Trolley Bay	1	4	NA	16	NA	Transfer Air	NA</																		

Dept Code	Room No	Room Name	Area		Temperature		Relative	Heating		Cooling	Cooling	Cold	Ventilation				Safety temperatures		Lighting						Notes		
			(m2)	No	Design Maximum	Design Minimum	Humidity	Type	Control	Type	Water	Type	Supply	Extract	Relative	Min	Surface	Water	Normal	Night	Local	Standby	Colour	Control		Plane	
					deg C	deg C	% RH						ac/hr	ac/hr	Pressure	Filtration	deg C	deg C	lux	lux	lux	Grade	Rendering				
		Store - Equipment	10	4	28	16	NA	Rad.Panels	TRV Remote Head Adj.	No	NA	NA	Ex	0	3	Negative	-	43	-	200	NA	NA	A	80	PIR	Floor	See P2 Guidance Notes - Note 13.
		Store - Feeds	8	1	28	16	NA	Rad.Panels	TRV Remote Head Adj.	No	NA	NA	Ex	0	3	Negative	-	43	-	200	NA	NA	A	80	PIR	Floor	See P2 Guidance Notes - Note 13.
		Store - General	12	4	28	16	NA	Rad.Panels	TRV Remote Head Adj.	No	NA	NA	Ex	0	3	Negative	-	43	-	200	NA	NA	A	80	PIR	Floor	See P2 Guidance Notes - Note 13.
		Store / Records	20	1	28	16	NA	Rad.Panels	TRV Remote Head Adj.	No	NA	NA	Ex	0	3	Negative	-	43	-	200	NA	NA	A	80	PIR	Floor	See P2 Guidance Notes - Note 13.
		Touchdown base	2	10	NA	16	NA	Transfer Air	NA	No	NA	NA	Transfer air	0	0	Balanced	-	43	-	300	NA	NA	A	80	Switch	desk	See P2 Guidance Notes - Note 13.
		Treatment Room	16	5	28	18	NA	Rad.Panels	TRV Remote Head Adj.	yes	Air Systems	Tanked & potable	S & Ex	10	10	Balanced	F7	43	41	500	NA	1,000	A	80	Switch	Trolley/Bed	See P2 Guidance Notes - Note 5.
		VTEM/Ambulatory Review Room	10	1	28	18	NA	Rad.Panels	TRV Remote Head Adj.	yes	CW Cassette	Tanked & potable	S & Ex	3	3	Balanced	G4	43	-	300	NA	NA	A	80	Switch	Desk	See P2 Guidance Notes - Note 5.
		Waiting Area	15	2	28	18	NA	Rad.Panels	TRV Remote Head Adj.	No	NA	NA	S & Ex	3	3	Balanced	G4	43	-	200	NA	NA	A	90	Switch	Floor	See P2 Guidance Notes - Note 5.
		Ward Manager Office	9	4	28	18	NA	Rad.Panels	TRV Remote Head Adj.	yes	Air Systems	NA	S & Ex	3	3	Balanced	G4	43	-	300	NA	NA	A	80	Switch	Desk	See P2 Guidance Notes - Note 13.
		Wash room	5	1	28	18	NA	Transfer Air	NA	No	NA	Tanked & potable	Ex	0	10	Negative	-	43	41	200	NA	NA	A	80	PIR	Floor	See P2 Guidance Notes - Note 5.
		WC - accessible	3	1	28	18	NA	Transfer Air	NA	No	NA	Tanked & potable	Ex	0	10	Negative	-	43	41	200	NA	NA	A	80	PIR	Floor	See P2 Guidance Notes - Note 5.
		WC - ambulant	3	1	28	18	NA	Transfer Air	NA	No	NA	Tanked & potable	Ex	0	10	Negative	-	43	41	200	NA	NA	A	80	PIR	Floor	See P2 Guidance Notes - Note 5.
		WC - Staff	3	4	28	18	NA	Transfer Air	NA	No	NA	Tanked & potable	Ex	0	10	Negative	-	43	41	200	NA	NA	A	80	PIR	Floor	See P2 Guidance Notes - Note 13.
		WC - Staff	3	1	28	18	NA	Transfer Air	NA	No	NA	Tanked & potable	Ex	0	10	Negative	-	43	41	200	NA	NA	A	80	PIR	Floor	See P2 Guidance Notes - Note 13.
		WC - Wheelchair accessible	6	5	28	18	NA	Transfer Air	NA	No	NA	Tanked & potable	Ex	0	10	Negative	-	43	41	200	NA	NA	A	80	PIR	Floor	See P2 Guidance Notes - Note 5.
		Wet Room/Assisted bathroom	14	1	28	18	NA	Transfer Air	NA	No	NA	Tanked & potable	Ex	0	10	Negative	-	43	44	200	NA	NA	A	80	PIR	Floor	See P2 Guidance Notes - Note 5.
		Wetroom	14	2	28	18	NA	Transfer Air	NA	No	NA	Tanked & potable	Ex	0	10	Negative	-	43	41	200	NA	NA	A	80	PIR	Floor	See P2 Guidance Notes - Note 5.
		X-Ray / Ultrasound Bay	4	1	NA	16	NA	Transfer Air	NA	No	NA	NA	Transfer air	0	0	Balanced	-	43	-	100	NA	NA	A	80	switch	Trolley/Bed	See P2 Guidance Notes - Note 5.

Notes

- a) Linen Bay recess to be treated as part of room.
- b) Mobile Equipment Bay Recess to be treated as part of room
- c) Recess Trolley Area Recess to be treated as part of room
- d) Consult Exam Room - note 10ac/hr not allowed for unless room title listed as Treatment Room.
- e) Reception & Waiting Combined
- f) Internal Temperatures should not exceed 28 deg C (db) for more than 50hrs per year
- g) Offices assumed to have openable windows without 100mm restrictors for natural ventilation .
- h) Staff Rest assumed to have openable windows without 100mm restrictors for natural ventilation and occupancy factor of 0.8.
- i) Note that Isolation Suite ventilation solutions for this project shall follow HBN 4 Supplement 1 Section 4 Item 4.8 Guidance i.e. A common departmental AHU shall be employed to provide supply air ventilation (and shall therefore employ duty & standby motors) Isolation Rooms En Suite Extracts shall be provided with an independent Isolation Room toilet extract ventilation system. Isolation Rooms En Suite Extracts shall be provided with either externally located 3 mtr high discharge stack in a safe location or with extract filters (H14) within a safe change housing outside the building on the suction side of the fan. Heating Isolation Suites shall be provided via the ventilation system i.e via ducted reheat batteries. The Lobby air supply terminal shall be a type into which a hepa filter can be fitted. Output Spec to confirm specific location of proper isolation rooms

NHS Lothian.....

BAM.....

Dept Code	Room No	Room Name	Area (m2)	No	Temperature		Relative Humidity % RH	Heating Type	Cooling Control	Cooling Type	Cold Water	Ventilation				Safety temperatures		Lighting					Notes				
					Design Maximum deg C	Design Minimum deg C						Type	Supply ac/hr	Extract ac/hr	Relative Pressure	Min Filtration	Surface deg C	Water deg C	Normal lux	Night lux	Local lux	Standby Grade		Colour Rendering	Control	Plane	
		A&C Staff Office/Appliance Officer	45	1	28	18	NA	Rad.Panels	TRV Remote Head Adj.	yes	Air Systems	NA	S & Ex	4	4	Balanced	G4	43	-	300	NA	NA	A	80	Switch	Desk	See P2 Guidance Notes - Note 13.
		ABR Room	16	1	28	18	NA	Rad.Panels	TRV Remote Head Adj.	yes	CW Cassette	NA	S & Ex	3	3	Balanced	G4	43	-	300	NA	NA	A	80	Switch	Desk	Auditory brainstem response ,See P2 Guidance Notes - Note 5.
		Admin Office	15	2	28	18	NA	Rad.Panels	TRV Remote Head Adj.	yes	Air Systems	NA	S & Ex	4	4	Balanced	G4	43	-	300	NA	NA	A	80	Switch	Desk	See P2 Guidance Notes - Note 13.
		Baby/Infant Feeding Room	4	1	28	18	NA	Rad.Panels	TRV Remote Head Adj.	yes	Air Systems	NA	S	3	0	Positive	G4	43	41	200	NA	NA	A	80	Dimmer	Floor	See P2 Guidance Notes - Note 5.
		Beverage Bay	4	1	28	18	NA	Transfer Air	NA	No	NA	Tanked & potable	Ex	0	5	Negative	-	43	41	100	NA	NA	A	80	PIR	worktop	See P2 Guidance Notes - Note 13.
		C/E Orthoptic (6 metre room)	15.5	4	28	18	NA	Rad.Panels	TRV Remote Head Adj.	yes	Air Systems	Tanked & potable	S	3	0	Positive	G4	43	41	300	NA	NA	A	80	Switch	Floor	See P2 Guidance Notes - Note 5.
		Cardio-Vascular Equipment Room	30	1	28	18	NA	Rad.Panels	TRV Remote Head Adj.	yes	Air Systems	NA	S & Ex	3	3	Balanced	G4	43	-	300	NA	NA	A	80	Switch	Desk	See P2 Guidance Notes - Note 13.
		Changing Cubicle	4	2	28	18	NA	Rad.Panels	TRV Remote Head Adj.	yes	Air Systems	NA	S	5	0	Positive	G4	43	-	200	NA	NA	A	80	PIR	Floor	See P2 Guidance Notes - Note 5.
		Child Protection Room	19.8	2	28	18	NA	Rad.Panels	TRV Remote Head Adj.	yes	Air Systems	Tanked & potable	S & Ex	3	3	Balanced	G4	43	41	300	NA	NA	A	80	Switch	desk	See P2 Guidance Notes - Note 5.
		Clean Utility	12	4	28	18	NA	Rad.Panels	TRV Remote Head Adj.	yes	Air Systems	Tanked & potable	S	6	0	Positive	G4	43	41	150	NA	NA	A	80	PIR	Desk	See P2 Guidance Notes - Note 13.
		Consult/Examination	15.5	26	28	18	NA	Rad.Panels	TRV Remote Head Adj.	yes	Air Systems	Tanked & potable	S & Ex	3	3	Balanced	G4	43	41	300	NA	1000	A	80	PIR	Couch	See P2 Guidance Notes - Note 5.
		Consult/Examination - Soundproofed	16	1	28	18	NA	Rad.Panels	TRV Remote Head Adj.	yes	CW Cassette	Tanked & potable	S & Ex	3	3	Balanced	G4	43	41	300	NA	1000	A	80	PIR	Couch	See P2 Guidance Notes - Note 5.
		Consult/Examination - Soundproofed (Audiology)	16	1	28	18	NA	Rad.Panels	TRV Remote Head Adj.	yes	CW Cassette	Tanked & potable	S & Ex	3	3	Balanced	G4	43	41	300	NA	1000	A	80	PIR	Couch	See P2 Guidance Notes - Note 5.
		Consult/Examination (Ophthalmology)	15.5	1	28	18	NA	Rad.Panels	TRV Remote Head Adj.	yes	Air Systems	Tanked & potable	S & Ex	3	3	Balanced	G4	43	41	300	NA	1000	A	80	PIR	Couch	See P2 Guidance Notes - Note 5.
		Consult/Multi-Disciplinary	24.4	2	28	18	NA	Rad.Panels	TRV Remote Head Adj.	yes	Air Systems	Tanked & potable	S & Ex	3	3	Balanced	G4	43	41	300	NA	1000	A	80	PIR	Couch	See P2 Guidance Notes - Note 5.
		Dirty Utility	11	4	28	18	NA	Transfer Air	NA	No	NA	Tanked & potable	Ex	0	6	Negative	-	43	60	200	NA	NA	A	80	PIR	Desk	See P2 Guidance Notes - Note 13.
		Disposal Hold	10	4	28	16	NA	Transfer Air	NA	No	NA	-	Ex	0	10	Negative	-	43	-	200	NA	NA	A	80	PIR	Floor	See P2 Guidance Notes - Note 13.
		Domiciliary Sleep Studies	12	1	28	21	NA	Rad.Panels	TRV Remote Head Adj.	yes	Air Systems	Tanked & potable	S & Ex	3	3	Balanced	G4	43	41	300	NA	NA	A	80	Switch	Couch	See P2 Guidance Notes - Note 5.
		Dressings Room (burns)	16	2	28	18	NA	Rad.Panels	TRV Remote Head Adj.	yes	Air Systems	Tanked & potable	S & Ex	10	10	Balanced	F7	43	41	300	NA	1,000	A	80	Switch	Trolley/Bed	See P2 Guidance Notes - Note 5.
		Dressings Waiting Area	12	1	28	18	NA	Rad.Panels	TRV Remote Head Adj.	yes	Air Systems	NA	S & Ex	3	3	Balanced	G4	43	-	200	NA	NA	A	80	Switch	Floor	See P2 Guidance Notes - Note 5.
		DSR	7	3	28	16	NA	Transfer Air	NA	No	NA	Tanked & potable	Ex	0	3	Negative	-	43	60	100	NA	NA	A	80	Switch	Floor	See P2 Guidance Notes - Note 13.
		ECG Procedure Room	12	1	28	18	NA	Rad.Panels	TRV Remote Head Adj.	yes	Air Systems	Tanked & potable	S & Ex	3	3	Balanced	G4	43	41	300	NA	1000	A	80	Switch	Couch	See P2 Guidance Notes - Note 5.
		Echocardiography Room	12	1	28	18	NA	Rad.Panels	TRV Remote Head Adj.	yes	CW Cassette	Tanked & potable	S & Ex	3	3	Balanced	G4	43	41	500	NA	1000	A	80	Switch	Couch	See P2 Guidance Notes - Note 5.
		En Suite WC / WHB	4.5	2	28	18	NA	Transfer Air	NA	No	NA	Tanked & potable	Ex	0	10	Negative	-	43	41	200	NA	NA	A	80	PIR	Floor	See P2 Guidance Notes - Note 5.
		Equipment Decontamination	10	1	28	18	NA	Rad.Panels	TRV Remote Head Adj.	No	-	-	Ex	0	10	Negative	-	43	41	300	NA	NA	A	80	Switch	Floor	See P2 Guidance Notes - Note 13.
		Examination Room: Fields test	16	1	28	18	NA	Rad.Panels	TRV Remote Head Adj.	yes	CW Cassette	Tanked & potable	S & Ex	3	3	Balanced	G4	43	41	300	NA	1000	A	80	Switch	Couch	See P2 Guidance Notes - Note 5.
		Exercise Room/Lung Function Laboratory	22	1	28	18	NA	Rad.Panels	TRV Remote Head Adj.	yes	CW Cassette	Tanked & potable	S & Ex	4	4	Balanced	G4	43	41	500	NA	NA	A	80	Switch	Floor	See P2 Guidance Notes - Note 13.
		Exercise Tolerance Test Room	20	1	28	18	NA	Rad.Panels	TRV Remote Head Adj.	yes	Air Systems	Tanked & potable	S & Ex	4	4	Balanced	G4	43	41	300	NA	NA	A	80	Switch	Floor	See P2 Guidance Notes - Note 5.
		Infant measuring room	6	2	28	18	NA	Rad.Panels	TRV Remote Head Adj.	yes	Air Systems	Tanked & potable	S	4	0	Positive	G4	43	41	300	NA	NA	A	80	Switch	Couch	See P2 Guidance Notes - Note 5.
		Interview Room	9	3	28	18	NA	Rad.Panels	TRV Remote Head Adj.	yes	Air Systems	NA	S & Ex	4	4	Balanced	G4	43	-	300	NA	NA	A	80	Switch	Desk	See P2 Guidance Notes - Note 5.
		Interview Room (Dietetics)	9	2	28	18	NA	Rad.Panels	TRV Remote Head Adj.	yes	Air Systems	NA	S & Ex	4	4	Balanced	G4	43	-	300	NA	NA	A	80	Switch	Desk	See P2 Guidance Notes - Note 5.
		Interview, Counselling & Quiet Room	9	1	28	18	NA	Rad.Panels	TRV Remote Head Adj.	yes	Air Systems	NA	S & Ex	4	4	Balanced	G4	43	-	300	NA	NA	A	80	Switch	Desk	See P2 Guidance Notes - Note 5.
		Laboratory	10	1	28	18	NA	Rad.Panels	TRV Remote Head Adj.	yes	Air Systems	Tanked & potable	S & Ex	6	6	Balanced	G4	43	41	500	NA	NA	A	80	Switch	Bench	See P2 Guidance Notes - Note 13.
		Large Distraction Free Treatment Room (SALT)	20	1	28	18	NA	Rad.Panels	TRV Remote Head Adj.	yes	Air Systems	Tanked & potable	S & Ex	10	10	Balanced	F7	43	41	500	NA	1,000	A	80	Switch	Trolley/Bed	See P2 Guidance Notes - Note 5.
		Large Gymnasium	60	1	28	18	NA	Rad.Panels	TRV Remote Head Adj.	yes	Air Systems	Tanked & potable	S & Ex	4	5	Negative	G4	43	41	300	NA	NA	A	80	Switch	Floor	See P2 Guidance Notes - Note 5.
		Linen Bay (1 trolley)	1.5	4	NA	16	NA	Transfer Air	NA	No	NA	NA	Transfer air	0	0	Balanced	-	43	-	100	NA	NA	A	80	Switch	Trolley/Bed	See P2 Guidance Notes - Note 13.
		Lung Function Laboratory	28	1	28	18	NA	Rad.Panels	TRV Remote Head Adj.	yes	CW Cassette	Tanked & potable	S & Ex	4	4	Balanced	-	43	41	500	NA	NA	A	80	Switch	Bench	See P2 Guidance Notes - Note 5.
		Main A&D Waiting Area (incl supervised play) with Nurse Base	29	1	28	18	NA	Rad.Panels	TRV Remote Head Adj.	yes	Air Systems	NA	S & Ex	3	3	Balanced	G4	43	-	300	NA	NA	A	80	Dimmer	Desk	See P2 Guidance Notes - Note 5.
		Main Waiting Area	15	1	28	18	NA	Rad.Panels	TRV Remote Head Adj.	yes	Air Systems	NA	S & Ex	3	3	Balanced	G4	43	-	200	NA	NA	A	80	Switch	Floor	See P2 Guidance Notes - Note 5.
		Meeting Room	15	1	28	18	NA	Rad.Panels	TRV Remote Head Adj.	yes	CW Cassette	Tanked & potable	S & Ex	4	4	Balanced	G4	43	-	300	NA	NA	A	80	Switch	Desk	See P2 Guidance Notes - Note 13.
		Mobile Inter-oral Storage	6	1	28	16	NA	Rad.Panels	TRV Remote Head Adj.	No	NA	NA	Ex	0	2	Negative	-	43	-	200	NA	NA	A	80	PIR	Floor	See P2 Guidance Notes - Note 13.
		Mould Room	9	1	28	18	NA	Rad.Panels	TRV Remote Head Adj.	yes	Air Systems	Tanked & potable	S	4	0	Positive	G4	43	41	300	NA	1000	A	80	Switch	Couch	See P2 Guidance Notes - Note 13.
		Multi Bed Room: day care, 3 beds	40.5	1	28	18	NA	Rad. Panels	TRV Remote Head Adj.	yes	Air Systems	Tanked & potable	S	4	0	Positive	G4	43	41	100	5	300	A	80	Switch/Dimmer	Floor/Bed	See P2 Guidance Notes - Note 5.
		Obs/Control	8	2	25	18	NA	Rad.Panels	TRV Remote Head Adj.	yes	CW Cassette	-	S	3	0	Positive	G4	43	-	300	NA	NA	A	80	Dimmer	Desk	See P2 Guidance Notes - Note 13.
		Office - 2 person	12	1	28	18	NA	Rad.Panels	TRV Remote Head Adj.	yes	Air Systems	NA	S & Ex	3	3	Balanced	G4	43	-	300	NA	NA	A	80	Switch	Desk	See P2 Guidance Notes - Note 13.
		Office - 4 person (2 hot desks)	20	1	28	18	NA	Rad.Panels	TRV Remote Head Adj.	yes	Air Systems	NA	S & Ex	3	3	Balanced	G4	43	-	300	NA	NA	A	80	Switch	Desk	See P2 Guidance Notes - Note 13.
		Office - Physio/Diet Mgrs	10	1	28	18	NA	Rad.Panels	TRV Remote Head Adj.	yes	Air Systems	NA	S & Ex	3	3	Balanced	G4	43	-	300	NA	NA	A	80	Switch	Desk	See P2 Guidance Notes - Note 13.
		Office and Storage 2 staff	12	1	28	18	NA	Rad.Panels	TRV Remote Head Adj.	yes	Air Systems	NA	S & Ex	3	3	Balanced	G4	43	-	300	NA	NA	A	80	Switch	Desk	See P2 Guidance Notes - Note 13.
		Open Plan Office	40	1	28	18	NA	Rad.Panels	TRV Remote Head Adj.	yes	Air Systems	NA	S & Ex	3	3	Balanced	G4	43	-	300	NA	NA	A	80	Switch	Desk	See P2 Guidance Notes - Note 13.
		Orthotics Room	16	1	28	18	NA	Rad.Panels	TRV Remote Head Adj.	yes	Air Systems	Tanked & potable	S & Ex	10	10	Balanced	G4	43	41	300	NA	1000	A	80	Switch	Couch	See P2 Guidance Notes - Note 13.
		Orthotics Workshop	16	1	28	18	NA	Rad.Panels	TRV Remote Head Adj.	yes	Air Systems	-	S & Ex	4	5	Negative	G4	43	-	300	NA	NA	A	80	Switch	Bench	See P2 Guidance Notes - Note 13.
		Outpatient Management Office	9	1																							

Dept Code	Room No	Room Name	Area (m2)	No	Temperature		Relative Humidity % RH	Heating Type	Cooling Control	Cooling Type	Cold Water	Ventilation				Safety temperatures		Lighting						Notes			
					Design Maximum deg C	Design Minimum deg C						Type	Supply ac/hr	Extract ac/hr	Relative Pressure	Min Filtration	Surface deg C	Water deg C	Normal lux	Night lux	Local lux	Standby Grade	Colour Rendering		Control	Plane	
		Single Bedroom	15	2	28	18	NA	Rad. Panels	TRV Remote Head Adj.	yes	Air Systems	Tanked & potable	S	4	0	Positive	G4	43	41	100	5	300	A	80	Switch/Dimmer	Floor/Bed	See P2 Guidance Notes - Note 5.
		Single Telephone Booth	4	6	28	18	NA	Rad.Panels	TRV Remote Head Adj.	yes	Air Systems	NA	S	3	0	Positive	G4	43	-	100	NA	NA	A	80	PIR	Desk	See P2 Guidance Notes - Note 13.
		Single Workstation Pod (2 chairs)	6	6	28	18	NA	Rad.Panels	TRV Remote Head Adj.	yes	Air Systems	NA	S & Ex	3	3	Balanced	G4	43	-	300	NA	NA	A	80	PIR	Desk	See P2 Guidance Notes - Note 13.
		SLT Manager's Office	10	1	28	18	NA	Rad.Panels	TRV Remote Head Adj.	yes	Air Systems	NA	S & Ex	3	3	Balanced	G4	43	-	300	NA	NA	A	80	Switch	Desk	See P2 Guidance Notes - Note 13.
		Splinting / Casting Room	18	1	28	18	NA	Rad.Panels	TRV Remote Head Adj.	yes	Air Systems	Tanked & potable	S & Ex	6	6	Balanced	F7	43	41	300	NA	1,000	A	80	Switch	Couch	See P2 Guidance Notes - Note 5.
		Staff Office (all specialties)	15.1	9	28	18	NA	Rad.Panels	TRV Remote Head Adj.	yes	Air Systems	NA	S & Ex	3	3	Balanced	G4	43	-	300	NA	NA	A	80	Switch	Desk	See P2 Guidance Notes - Note 13.
		Staff rest room - 30 person	48	1	28	18	NA	Rad.Panels	TRV Remote Head Adj.	yes	Air Systems	Tanked & potable	S & Ex	6	8	Negative	G4	43	41	200	NA	NA	A	80	Switch	Floor	See P2 Guidance Notes - Note 13.
		Standard Distraction Free Treatment Room (OT)	15	1	28	18	NA	Rad.Panels	TRV Remote Head Adj.	yes	Air Systems	Tanked & potable	S & Ex	10	10	Balanced	F7	43	41	300	NA	1,000	A	80	Switch	Trolley/Bed	See P2 Guidance Notes - Note 5.
		Standard Distraction Free Treatment Room (SALT)	15	2	28	18	NA	Rad.Panels	TRV Remote Head Adj.	yes	Air Systems	Tanked & potable	S & Ex	10	10	Balanced	F7	43	41	300	NA	1,000	A	80	Switch	Trolley/Bed	See P2 Guidance Notes - Note 5.
		Standard Treatment Room (Physio)	15	3	28	18	NA	Rad.Panels	TRV Remote Head Adj.	yes	Air Systems	Tanked & potable	S & Ex	10	10	Balanced	F7	43	41	300	NA	1,000	A	80	Switch	Trolley/Bed	See P2 Guidance Notes - Note 5.
		Store	82	2	28	18	NA	Transfer Air	NA	No	NA	Tanked & potable	Ex	0	3	Negative	-	43	41	200	NA	NA	A	80	PIR	Floor	See P2 Guidance Notes - Note 13.
		Store - Dietetic	7.3	3	28	18	NA	Transfer Air	NA	No	NA	Tanked & potable	Ex	0	3	Negative	-	43	41	200	NA	NA	A	80	PIR	Floor	See P2 Guidance Notes - Note 13.
		Store - Equipment	9	1	28	18	NA	Transfer Air	NA	No	NA	Tanked & potable	Ex	0	3	Negative	-	43	41	200	NA	NA	A	80	PIR	Floor	See P2 Guidance Notes - Note 13.
		Store - Equipment (for shared C/E rooms)	12	1	28	18	NA	Transfer Air	NA	No	NA	Tanked & potable	Ex	0	3	Negative	-	43	41	200	NA	NA	A	80	PIR	Floor	See P2 Guidance Notes - Note 13.
		Store - Equipment / General	6	4	28	18	NA	Transfer Air	NA	No	NA	Tanked & potable	Ex	0	3	Negative	-	43	41	200	NA	NA	A	80	PIR	Floor	See P2 Guidance Notes - Note 13.
		Store - General	15	2	28	18	NA	Transfer Air	NA	No	NA	Tanked & potable	Ex	0	3	Negative	-	43	41	200	NA	NA	A	80	PIR	Floor	See P2 Guidance Notes - Note 13.
		Store - Plaster	6	1	28	18	NA	Transfer Air	NA	No	NA	Tanked & potable	Ex	0	3	Negative	-	43	41	200	NA	NA	A	80	PIR	Floor	See P2 Guidance Notes - Note 13.
		Store - SALT	8	2	28	18	NA	Transfer Air	NA	No	NA	Tanked & potable	Ex	0	3	Negative	-	43	41	200	NA	NA	A	80	PIR	Floor	See P2 Guidance Notes - Note 13.
		Store - TIP	12	1	28	18	NA	Transfer Air	NA	No	NA	Tanked & potable	Ex	0	3	Negative	-	43	41	200	NA	NA	A	80	PIR	Floor	See P2 Guidance Notes - Note 13.
		Store Room	8	1	28	18	NA	Transfer Air	NA	No	NA	Tanked & potable	Ex	0	3	Negative	-	43	41	200	NA	NA	A	80	PIR	Floor	See P2 Guidance Notes - Note 13.
		Sub Waiting Area (incl supervised play) with Nurse Base	38	3	28	18	NA	Rad.Panels	TRV Remote Head Adj.	yes	Air Systems	NA	S & Ex	3	3	Balanced	G4	43	-	300	NA	NA	A	80	Dimmer	Floor	See P2 Guidance Notes - Note 5.
		Surgery (multi-disciplinary)	20	1	28	18	NA	Rad.Panels	TRV Remote Head Adj.	yes	Air Systems	Tanked & potable	S & Ex	10	10	Balanced	F7	43	41	500	NA	1,000	A	80	Switch	Trolley/Bed	See P2 Guidance Notes - Note 5.
		Surgery (standard)	19	3	28	18	NA	Rad.Panels	TRV Remote Head Adj.	yes	Air Systems	Tanked & potable	S & Ex	10	10	Balanced	F7	43	41	500	NA	1,000	A	80	Switch	Trolley/Bed	See P2 Guidance Notes - Note 5.
		Team Leader Office	30	1	28	18	NA	Rad.Panels	TRV Remote Head Adj.	yes	Air Systems	NA	S & Ex	3	3	Balanced	G4	43	-	300	NA	NA	A	80	Switch	Desk	See P2 Guidance Notes - Note 13.
		Testing/Clinic Rooms	21	2	28	18	NA	Rad.Panels	TRV Remote Head Adj.	yes	Air Systems	NA	S & Ex	4	4	Balanced	F7	43	-	300	NA	NA	A	80	Switch	Desk	See P2 Guidance Notes - Note 5.
		Treatment Room	15	2	28	18	NA	Rad.Panels	TRV Remote Head Adj.	yes	Air Systems	Tanked & potable	S & Ex	10	10	Balanced	F7	43	41	500	NA	1,000	A	80	Switch	Trolley/Bed	See P2 Guidance Notes - Note 5.
		Treatment Room (with prep area)	16	4	28	18	NA	Rad.Panels	TRV Remote Head Adj.	yes	Air Systems	Tanked & potable	S & Ex	10	10	Balanced	F7	43	41	500	NA	1,000	A	80	Switch	Trolley/Bed	See P2 Guidance Notes - Note 5.
		Waiting Area	22	5	28	18	NA	Rad.Panels	TRV Remote Head Adj.	yes	Air Systems	NA	S & Ex	3	3	Balanced	G4	43	-	200	NA	NA	A	80	Switch	Floor	See P2 Guidance Notes - Note 5.
		Waiting Play Area	21	2	28	18	NA	Rad.Panels	TRV Remote Head Adj.	yes	Air Systems	NA	S & Ex	3	3	Balanced	G4	43	-	200	NA	NA	A	80	Switch	Floor	See P2 Guidance Notes - Note 5.
		Ward Manager Office	9	1	28	18	NA	Rad.Panels	TRV Remote Head Adj.	yes	Air Systems	NA	S & Ex	3	3	Balanced	G4	43	-	300	NA	NA	A	80	Switch	Desk	See P2 Guidance Notes - Note 13.
		WC - assisted (large+changing)	12.3	1	28	18	NA	Transfer Air	NA	No	NA	Tanked & potable	Ex	0	10	Negative	-	43	41	200	NA	NA	A	80	PIR	Floor	See P2 Guidance Notes - Note 5.
		WC - Specimen / Disabled	4.5	2	28	18	NA	Transfer Air	NA	No	NA	Tanked & potable	Ex	0	10	Negative	-	43	41	200	NA	NA	A	80	PIR	Floor	See P2 Guidance Notes - Note 5.
		WC - Specimen / Disabled (dual sided)	7	1	28	18	NA	Transfer Air	NA	No	NA	Tanked & potable	Ex	0	10	Negative	-	43	41	200	NA	NA	A	80	PIR	Floor	See P2 Guidance Notes - Note 5.
		WC - Staff	3	8	28	18	NA	Transfer Air	NA	No	NA	Tanked & potable	Ex	0	10	Negative	-	43	41	200	NA	NA	A	80	PIR	Floor	See P2 Guidance Notes - Note 13.
		WC - Wheelchair accessible	4.5	8	28	18	NA	Transfer Air	NA	No	NA	Tanked & potable	Ex	0	10	Negative	-	43	41	200	NA	NA	A	80	PIR	Floor	See P2 Guidance Notes - Note 5.
		WC - Wheelchair accessible (patient)	4.5	1	28	18	NA	Transfer Air	NA	No	NA	Tanked & potable	Ex	0	10	Negative	-	43	41	200	NA	NA	A	80	PIR	Floor	See P2 Guidance Notes - Note 5.
		Work Room	12	1	28	18	NA	Rad.Panels	TRV Remote Head Adj.	yes	Air Systems	NA	S & Ex	3	3	Balanced	G4	43	-	300	NA	NA	A	80	Switch	Desk	See P2 Guidance Notes - Note 13.

- Notes
- a) Linen Bay recess to be treated as part of room.
 - b) Mobile Equipment Bay Recess to be treated as part of room
 - c) Recess Trolley Area Recess to be treated as part of room
 - d) Consult Exam Room - note 10ac/hr not allowed for unless room title listed as Treatment Room.
 - e) Reception & Waiting Combined
 - f) Internal Temperatures should not exceed 28 deg C (db) for more than 50hrs per year
 - g) Offices assumed to have openable windows without 100mm restrictors for natural ventilation .
 - h) Staff Rest assumed to have openable windows without 100mm restrictors for natural ventilation and occupancy factor of 0.8.

NHS Lothian.....

BAM.....

Dept Code	Room No	Room Name	Area		Temperature		Relative	Heating		Cooling	Cooling	Cold	Ventilation					Safety temperatures		Lighting					Notes		
			(m2)	No	Design Maximum	Design Minimum	Humidity	Type	Control	Type	Water	Type	Supply	Extract	Relative	Min	Surface	Water	Normal	Night	Local	Standby	Colour	Control		Plane	
					deg C	deg C																					%RH
		4 Bed Room	63	2	28	18	NA	Rad. Panels	TRV Remote Head Adj.	yes	Air Systems	Tanked & potable	S	4	0	Positive	G4	43	41	100	5	300	A	80	switch/Dimm	Floor/bed	See P2 Guidance Notes - Note 5.
		Admissions Suite Staff Base	4	1	28	18	NA	Rad.Panels	TRV Remote Head Adj.	yes	Air Systems	NA	S	3	0	Positive	G4	43	-	300	NA	NA	A	80	Dimmer	Desk	30-200lux at night, See P2 Guidance Notes - Note 13.
		Anaesthetic Room	19	6	25	18	40-60%	Supply Air Reheat	BMS Adjustable Sensor	yes	Air Systems	Tanked & potable	S & Ex	15	15	POS To corridor.	F9	43	41	500	NA	NA	A	80	Switch	Bed	See P2 Guidance Notes - Note 13.
		Assisted Bathroom (burns)	20	1	28	18	NA	Transfer Air	NA	No	NA	Tanked & potable	Ex	0	10	Negative	-	43	41	200	NA	NA	A	80	PIR	Floor	See P2 Guidance Notes - Note 5.
		Bath / WC / Washing	14	1	28	18	NA	Transfer Air	NA	No	NA	Tanked & potable	Ex	0	10	Negative	-	43	41	200	NA	NA	A	80	PIR	Floor	See P2 Guidance Notes - Note 5.
		Blood Bank Refrigerator Bay	4	1	25	18	NA	Rad.Panels	TRV Remote Head Adj.	yes	CW Cassette	Tanked & potable	Ex	0	5	Negative	-	43	41	200	NA	NA	A	80	PIR	Floor	See P2 Guidance Notes - Note 13.
		Changing Cubicles	4	3	28	18	NA	Rad.Panels	TRV Remote Head Adj.	yes	Air Systems	NA	S	5	0	Positive	-	43	-	200	NA	NA	A	80	PIR	Floor	See P2 Guidance Notes - Note 13.
		Clean Utility	12	1	28	18	NA	Rad.Panels	TRV Remote Head Adj.	yes	Air Systems	Tanked & potable	S	6	0	Positive	G4	43	41	150	NA	NA	A	80	PIR	Desk	See P2 Guidance Notes - Note 13.
		Clinical Equipment Store	28	1	28	16	NA	Rad.Panels	TRV Remote Head Adj.	No	NA	NA	Ex	0	3	Negative	-	43	-	200	NA	NA	A	80	PIR	Floor	See P2 Guidance Notes - Note 13.
		Consult/Examination	15.5	2	28	18	NA	Rad.Panels	TRV Remote Head Adj.	yes	Air Systems	Tanked & potable	S & Ex	3	3	Balanced	G4	43	41	300	NA	1000	A	80	Switch	Couch	See P2 Guidance Notes - Note 5.
		Day Reception/Waiting Area	20	1	28	18	NA	Rad.Panels	TRV Remote Head Adj.	yes	Air Systems	NA	S & Ex	3	3	Balanced	G4	43	-	200	NA	NA	A	90	Switch	Floor	See P2 Guidance Notes - Note 5.
		Day Recovery (10 places inc 2 rooms)	110	1	25	18	40-60%	Supply Air Reheat	BMS Adjustable Sensor	yes	Air Systems	Tanked & potable	S & Ex	15	15	Balanced	F7	43	41	500	NA	1000	A	80	Dimmer	Bed	See P2 Guidance Notes - Note 13.
		Decontaminated Scopes Store	8	1	28	16	NA	Rad.Panels	TRV Remote Head Adj.	No	NA	NA	Ex	0	10	Negative	-	43	-	200	NA	NA	A	80	PIR	Floor	See P2 Guidance Notes - Note 13.
		Dictation Area	4	2	28	18	NA	Rad.Panels	TRV Remote Head Adj.	yes	Air Systems	NA	S	4	0	Positive	G4	43	-	300	NA	NA	A	80	Switch	Desk	See P2 Guidance Notes - Note 13.
		Dirty Utility	14	1	28	18	NA	Transfer Air	NA	No	NA	Tanked & potable	Ex	0	6	Negative	-	43	60	200	NA	NA	A	80	PIR	Desk	See P2 Guidance Notes - Note 13.
		Discharge Lounge	40	1	28	18	40-60%	Rad.Panels	TRV Remote Head Adj.	yes	Air Systems	Tanked & potable	S & Ex	4	4	Balanced	G4	43	41	200	NA	NA	A	80	Switch	Floor	See P2 Guidance Notes - Note 13.
		Disposal Hold	10	2	28	16	NA	Transfer Air	NA	No	NA	-	Ex	0	10	Negative	-	43	-	200	NA	NA	A	80	PIR	Floor	See P2 Guidance Notes - Note 13.
		DSR	7	3	28	16	NA	Transfer Air	NA	No	NA	Tanked & potable	Ex	0	3	Negative	-	43	60	100	NA	NA	A	80	Switch	Floor	See P2 Guidance Notes - Note 13.
		En-suite Shower / WC / WHB	6	6	28	18	NA	Transfer Air	NA	No	NA	Tanked & potable	Ex	0	10	Negative	-	43	41	200	NA	NA	A	80	PIR	Floor	See P2 Guidance Notes - Note 5.
		Exit Bay	6	6	25	18	NA	Transfer Air	NA	-	Air Systems	NA	Ex	0	HTM	Negative	-	43	-	200	NA	NA	A	80	PIR	Trolley/Bed	See P2 Guidance Notes - Note 13.
		Female Staff Changing and Lockers	14	1	28	18	NA	Rad.Panels	TRV Remote Head Adj.	yes	Air Systems	Tanked & potable	S & Ex	5	4	Positive	G4	43	41	200	NA	NA	A	80	PIR	Floor	See P2 Guidance Notes - Note 13.
		Female Staff Shower / WC / WHB	22	1	28	18	NA	Transfer Air	NA	No	NA	Tanked & potable	Ex	0	10	Negative	-	43	41	200	NA	NA	A	80	PIR	Floor	See P2 Guidance Notes - Note 13.
		Footwear Machine Washing Area	4	1	28	18	NA	Transfer Air	NA	No	NA	NA	Ex	0	3	Negative	-	43	-	200	NA	NA	A	80	Switch	Floor	See P2 Guidance Notes - Note 13.
		General Office	12	1	28	18	NA	Rad.Panels	TRV Remote Head Adj.	yes	Air Systems	NA	S & Ex	3	3	Balanced	G4	43	-	300	NA	NA	A	80	Switch	Desk	See P2 Guidance Notes - Note 13.
		Image Intensifier Bay	4	2	28	18	NA	Transfer Air	NA	No	NA	NA	Ex	0	3	Negative	-	43	-	100	NA	NA	A	80	Switch	Floor	See P2 Guidance Notes - Note 13.
		Inpatient Reception/Waiting Area	30	1	28	18	NA	Rad.Panels	TRV Remote Head Adj.	yes	Air Systems	NA	S & Ex	3	3	Balanced	G4	43	-	500	NA	NA	A	80	Switch	Desk	See P2 Guidance Notes - Note 5.
		Interview Room	9	2	28	18	NA	Rad.Panels	TRV Remote Head Adj.	yes	Air Systems	NA	S & Ex	4	4	Balanced	G4	43	-	300	NA	NA	A	90	Switch	Floor	See P2 Guidance Notes - Note 5.
		Interview Room - DCU	9	2	28	18	NA	Rad.Panels	TRV Remote Head Adj.	yes	Air Systems	NA	S & Ex	4	4	Balanced	G4	43	-	300	NA	NA	A	90	Switch	Floor	See P2 Guidance Notes - Note 5.
		Interview Room (inc Physical Measurement)	9	1	28	18	NA	Rad.Panels	TRV Remote Head Adj.	yes	Air Systems	NA	S & Ex	4	4	Balanced	G4	43	-	300	NA	NA	A	90	Switch	Floor	See P2 Guidance Notes - Note 5.
		Laboratory	8	1	28	18	NA	Rad.Panels	TRV Remote Head Adj.	yes	Air Systems	Tanked & potable	S & Ex	6	6	Balanced	G4	43	41	500	NA	NA	A	80	Switch	Bench	See P2 Guidance Notes - Note 13.
		Linen Bay (1 trolley)	1.5	1	NA	16	NA	Transfer Air	NA	No	NA	NA	Transfer air	0	0	Balanced	-	43	-	100	NA	NA	A	80	Switch	Trolley/Bed	See P2 Guidance Notes - Note 13.
		Linen Bay (2 trolleys)	3	1	NA	16	NA	Transfer Air	NA	No	NA	NA	Transfer air	0	0	Balanced	-	43	-	100	NA	NA	A	80	Switch	Trolley/Bed	See P2 Guidance Notes - Note 13.
		Lobby - distressed parents	2	1	28	18	NA	Transfer Air	NA	No	NA	NA	S	6	0	Positive	G4	43	-	200	NA	NA	A	80	PIR	Floor	See P2 Guidance Notes - Note 13.
		Locker Bay	16	1	28	18	NA	Rad.Panels	TRV Remote Head Adj.	yes	Air Systems	Tanked & potable	S & Ex	3	4	Negative	G4	43	41	200	NA	NA	A	80	PIR	Floor	See P2 Guidance Notes - Note 13.
		Male Staff Changing and Lockers	12	1	28	18	NA	Rad.Panels	TRV Remote Head Adj.	yes	Air Systems	Tanked & potable	S & Ex	5	4	Positive	G4	43	41	200	NA	NA	A	80	PIR	Floor	See P2 Guidance Notes - Note 13.
		Male Staff Shower / WC / WHB	18	1	28	18	NA	Transfer Air	NA	No	NA	Tanked & potable	Ex	0	10	Negative	-	43	41	200	NA	NA	A	80	PIR	Floor	See P2 Guidance Notes - Note 13.
		Medical Gas Cylinder Store	4	1	28	16	NA	Transfer Air	NA	No	NA	NA	Ex	0	10	Negative	-	43	-	200	NA	NA	A	80	PIR	Floor	Net Vent Preferred, See P2 Guidance Notes - Note 13.
		Mobile X-Ray Bay	4	1	NA	16	NA	Transfer Air	NA	No	NA	NA	Transfer air	0	0	Balanced	-	43	-	100	NA	NA	A	80	switch	Floor	See P2 Guidance Notes - Note 13.
		Multidisciplinary Staff Office	18	1	28	18	NA	Rad.Panels	TRV Remote Head Adj.	yes	Air Systems	NA	S & Ex	3	3	Balanced	G4	43	-	300	NA	NA	A	80	Switch	Desk	See P2 Guidance Notes - Note 13.
		Office - Staff	25	1	28	18	NA	Rad.Panels	TRV Remote Head Adj.	yes	Air Systems	NA	S & Ex	3	3	Balanced	G4	43	-	300	NA	NA	A	80	Switch	Desk	See P2 Guidance Notes - Note 13.
		Office - Senior Nurse Theatres	9	1	28	18	NA	Rad.Panels	TRV Remote Head Adj.	yes	Air Systems	NA	S & Ex	3	3	Balanced	G4	43	-	300	NA	NA	A	80	Switch	Desk	See P2 Guidance Notes - Note 13.
		Office - Ward Mgr	9	1	28	18	NA	Rad.Panels	TRV Remote Head Adj.	yes	Air Systems	NA	S & Ex	3	3	Balanced	G4	43	-	300	NA	NA	A	80	Switch	Desk	See P2 Guidance Notes - Note 13.
		Operating Theatre	55	6	25	18	40-60%	Supply Air Reheat	BMS Adjustable Sensor	yes	Air Systems	NA	S	25	0	Positive	F7	-	-	1000	NA	10,000 - 100,000	A	90	Switch	Trolley/Bed	norm& loc lux as BSEN12464, See P2 Guidance Notes - Note 13.
		Pantry	8	1	28	18	NA	Transfer Air	NA	No	NA	Tanked & potable	Ex	0	3	Negative	-	43	41	100	NA	NA	A	80	Switch	Floor	See P2 Guidance Notes - Note 13.
		Pantry (DCU)	8	1	28	18	NA	Transfer Air	NA	No	NA	Tanked & potable	Ex	0	3	Negative	-	43	41	100	NA	NA	A	80	Switch	Floor	See P2 Guidance Notes - Note 13.
		Play/Sitting Area	13	1	28	18	NA	Rad.Panels	TRV Remote Head Adj.	yes	Air Systems	Tanked & potable	S & Ex	3	3	Balanced	G4	43	41	200	NA	NA	A	80	Switch	Floor	See P2 Guidance Notes - Note 5.
		Preparation Room	12	6	25	18	40-60%	Supply Air Reheat	BMS Adjustable Sensor	yes	Air Systems	NA	S	10	0	Positive	F7	43	-	500	NA	NA	A	80	Switch	Floor	See P2 Guidance Notes - Note 13.
		Reception	8	1	28	18	NA	Rad.Panels	TRV Remote Head Adj.	yes	Air Systems	NA	S & Ex	3	3	Balanced	G4	43	-	500	NA	NA	A	80	Switch	Desk	300lux at Floor, See P2 Guidance Notes - Note 13.
		Reception - bulk store	6	1	28	16	NA	Rad.Panels	TRV Remote Head Adj.	No	NA	NA	Ex	0	3	Negative	-	43	-	200	NA	NA	A	80	PIR	Floor	See P2 Guidance Notes - Note 13.
		Reception Desk/Staff Base	3	1	28	18	NA	Rad.Panels	TRV Remote Head Adj.	yes	Air Systems	NA	S	3	0	Positive	G4	43	-	500	NA	NA	A	80	Switch	Desk	300lux at Floor, See P2 Guidance Notes - Note 13.
		Records Trolley Store	2.5	1	28	16	NA	Rad.Panels	TRV Remote Head Adj.	No	NA	NA	N/A	0	0	Balanced	-	43	-	200	NA	NA	A	80	PIR	Floor	See P2 Guidance Notes - Note 13.
		Recovery Clean Utility	12	1	28	18	NA	Rad.Panels	TRV Remote Head Adj.	yes	Air Systems	Tanked & potable	S	6	0	Positive	G4	43	41	150	NA	NA	A	80			

Dept Code	Room No	Room Name	Area (m2)	No	Temperature		Relative Humidity %RH	Heating		Cooling	Cooling Type	Cold Water	Ventilation				Safety temperatures		Lighting						Notes			
					Design Maximum deg C	Design Minimum deg C		Type	Control				Type	Type	Supply ac/hr	Extract ac/hr	Relative Pressure	Min Filtration	Surface deg C	Water deg C	Normal lux	Night lux	Local lux	Standby Grade		Colour Rendering	Control	Plane
		Theatre Recovery (9 spaces inc 2 x full size)	146	1	25	18	40-60%	Supply Air Reheat	BMS Adjustable Sensor	yes	Air Systems	Tanked & potable	S & Ex	15	15	Balanced	F7	43	41	500	NA	1000	A	80	Dimmer	Bed	See P2 Guidance Notes - Note 13.	
		Touchdown base	2	1	NA	16	NA	Transfer Air	NA	No	NA	NA	N/A	0	0	Balanced	-	43	-	300	NA	NA	A	80	switch	desk	See P2 Guidance Notes - Note 13.	
		Treatment Room	16	1	28	18	NA	Rad.Panels	TRV Remote Head Adj.	yes	Air Systems	Tanked & potable	S & Ex	10	10	Balanced	F7	43	41	500	NA	1,000	A	80	Switch	Trolley/Bed	See P2 Guidance Notes - Note 5.	
		Utility Room	14	3	28	18	NA	Transfer Air	NA	No	NA	Tanked & potable	Ex	0	6	Negative	-	43	60	200	NA	NA	A	80	PIR	worktop	See P2 Guidance Notes - Note 13.	
		Waiting area - 10 people (initial wait)	35	1	28	18	NA	Rad.Panels	TRV Remote Head Adj.	yes	Air Systems	NA	S & Ex	3	3	Balanced	G4	43	-	200	NA	NA	A	80	Switch	Floor	See P2 Guidance Notes - Note 5.	
		Waiting area - 20 people (main wait)	15	1	28	18	NA	Rad.Panels	TRV Remote Head Adj.	yes	Air Systems	NA	S & Ex	3	3	Balanced	G4	43	-	200	NA	NA	A	80	Switch	Floor	See P2 Guidance Notes - Note 5.	
		Ward Manager Office	9	1	28	18	NA	Rad.Panels	TRV Remote Head Adj.	yes	Air Systems	Tanked & potable	S & Ex	3	3	Balanced	G4	43	41	300	NA	NA	A	80	Switch	desk	See P2 Guidance Notes - Note 13.	
		WC - Patients	3	1	28	18	NA	Transfer Air	NA	No	NA	Tanked & potable	Ex	0	10	Negative	-	43	41	200	NA	NA	A	80	PIR	Floor	See P2 Guidance Notes - Note 5.	
		WC - Staff	3	1	28	18	NA	Transfer Air	NA	No	NA	Tanked & potable	Ex	0	10	Negative	-	43	41	200	NA	NA	A	80	PIR	Floor	See P2 Guidance Notes - Note 13.	
		WC - Wheelchair accessible	4.5	4	28	18	NA	Transfer Air	NA	No	NA	Tanked & potable	Ex	0	10	Negative	-	43	41	200	NA	NA	A	80	PIR	Floor	See P2 Guidance Notes - Note 5.	
		WC - Wheelchair accessible (ensuite)	4.5	3	28	18	NA	Transfer Air	NA	No	NA	Tanked & potable	Ex	0	10	Negative	-	43	41	200	NA	NA	A	80	PIR	Floor	See P2 Guidance Notes - Note 5.	
		Wheelchair Parking Bay	1.5	1	NA	16	NA	Transfer Air	NA	No	NA	NA	Transfer air	0	0	Balanced	-	43	-	100	NA	NA	A	80	switch	Trolley/Bed	See P2 Guidance Notes - Note 13.	

Notes

- a) Linen Bay recess to be treated as part of room.
- b) Mobile Equipment Bay Recess to be treated as part of room
- c) Ressuc Trolley Area Recess to be treated as part of room
- d) Consult Exam Room - note 10ac/hr not allowed for unless room title listed as Treatment Room.
- e) Reception & Waiting Combined
- f) Internal Temperatures should not exceed 28 deg C (db) for more than 50hrs per year
- g) Offices assumed to have openable windows without 100mm restrictors for natural ventilation .
- h) Staff Rest assumed to have openable windows without 100mm restrictors for natural ventilation and occupancy factor of 0.8.

NHS Lothian.....

Dept Code	Room No	Room Name	Area (m2)	No	Temperature		Relative Humidity % RH	Heating		Cooling	Cooling Type	Cold Water	Ventilation				Safety temperatures		Lighting					Notes			
					Design Maximum deg C	Design Minimum deg C		Type	Control				Type	Supply ac/hr	Extract ac/hr	Relative Pressure	Min Filtration	Surface deg C	Water deg C	Normal lux	Night lux	Local lux	Standby Grade		Colour Rendering	Control	Plane
		Art Room	24	1	28	18	NA	Rad.Panels	TRV Remote Head Adj.	yes	Air Systems	Tanked & potable	S & Ex	4	4	Balanced	G4	43	41	300	NA	NA	A	80	Switch	Floor	See P2 Guidance Notes - Note 5.
		Clean Utility	12	1	28	18	NA	Rad.Panels	TRV Remote Head Adj.	yes	Air Systems	Tanked & potable	S	6	0	Positive	G4	43	41	150	NA	NA	A	80	PIR	Desk	See P2 Guidance Notes - Note 13.
		Clinical Base	10	1	28	18	NA	Rad.Panels	TRV Remote Head Adj.	yes	Air Systems	NA	S & Ex	4	4	Balanced	F7	43	-	300	NA	NA	A	80	Switch	Desk	See P2 Guidance Notes - Note 13.
		Consultant Psychiatrist Office	10	1	28	18	NA	Rad.Panels	TRV Remote Head Adj.	yes	Air Systems	NA	S & Ex	3	3	Balanced	G4	43	-	300	NA	NA	A	80	Switch	Desk	See P2 Guidance Notes - Note 13.
		Consultant Psychologist Office	15	1	28	18	NA	Rad.Panels	TRV Remote Head Adj.	yes	Air Systems	NA	S & Ex	3	3	Balanced	G4	43	-	300	NA	NA	A	80	Switch	Desk	See P2 Guidance Notes - Note 13.
		Dining Room	10.8	1	28	18	NA	Rad.Panels	TRV Remote Head Adj.	yes	Air Systems	Tanked & potable	S & Ex	4	4	Balanced	G4	43	41	200	NA	NA	A	80	Switch	Floor	See P2 Guidance Notes - Note 5.
		Dining Room (Inpatients & Day Prog)	56	1	28	18	NA	Rad.Panels	TRV Remote Head Adj.	yes	Air Systems	Tanked & potable	S & Ex	4	4	Balanced	G4	43	41	200	NA	NA	A	80	Switch	Floor	See P2 Guidance Notes - Note 5.
		Dirty Utility	11	1	28	18	NA	Transfer Air	NA	No	NA	Tanked & potable	Ex	0	6	Negative	-	43	60	200	NA	NA	A	80	PIR	Desk	See P2 Guidance Notes - Note 13.
		Disposal Hold	10	1	28	16	NA	Transfer Air	NA	No	NA	-	Ex	0	10	Negative	-	43	-	200	NA	NA	A	80	PIR	Floor	See P2 Guidance Notes - Note 13.
		DSR	7	2	28	16	NA	Transfer Air	NA	No	NA	Tanked & potable	Ex	0	3	Negative	-	43	60	100	NA	NA	A	80	Switch	Floor	See P2 Guidance Notes - Note 13.
		En-suite wheelchair-accessible WC, Shower & wash	4.5	12	28	18	NA	Transfer Air	NA	No	NA	Tanked & potable	Ex	0	10	Negative	-	43	41	200	NA	NA	A	80	PIR	Floor	See P2 Guidance Notes - Note 5.
		Family Interview Room	12	1	28	18	NA	Rad.Panels	TRV Remote Head Adj.	yes	Air Systems	NA	S & Ex	4	4	Balanced	G4	43	-	300	NA	NA	A	80	Switch	Floor	See P2 Guidance Notes - Note 5.
		Group Room	24	3	28	18	NA	Rad.Panels	TRV Remote Head Adj.	yes	Air Systems	NA	S & Ex	4	4	Balanced	G4	43	-	300	NA	NA	A	80	Switch	Floor	See P2 Guidance Notes - Note 5.
		Interview Room	9	4	28	18	NA	Rad.Panels	TRV Remote Head Adj.	yes	Air Systems	NA	S & Ex	4	4	Balanced	G4	43	-	300	NA	NA	A	80	Switch	Floor	See P2 Guidance Notes - Note 5.
		Large Family Interview Room	14	1	28	18	NA	Rad.Panels	TRV Remote Head Adj.	yes	Air Systems	NA	S & Ex	4	4	Balanced	G4	43	-	300	NA	NA	A	80	Switch	Floor	See P2 Guidance Notes - Note 5.
		Large Group Room	24	1	28	18	NA	Rad.Panels	TRV Remote Head Adj.	yes	Air Systems	NA	S & Ex	4	4	Balanced	G4	43	-	300	NA	NA	A	80	Switch	Floor	See P2 Guidance Notes - Note 5.
		Laundry Room	11.5	1	28	18	NA	Transfer Air	NA	No	NA	NA	Ex	0	15	Negative	-	43	-	200	NA	NA	A	80	Switch	Floor	See P2 Guidance Notes - Note 13.
		Linen Bay (1 trolley)	1.5	1	NA	16	NA	Transfer Air	NA	No	NA	NA	N/A	0	0	Balanced	-	43	-	100	NA	NA	A	80	switch	Trolley/Bed	See P2 Guidance Notes - Note 13.
		Multidisciplinary Office	35	5	28	18	NA	Rad.Panels	TRV Remote Head Adj.	yes	Air Systems	NA	S & Ex	3	3	Balanced	G4	43	-	300	NA	NA	A	80	Switch	Desk	See P2 Guidance Notes - Note 13.
		Pantry	8	1	28	18	NA	Transfer Air	NA	yes	NA	Tanked & potable	Ex	0	3	Negative	-	43	41	100	NA	NA	A	80	PIR	Floor	See P2 Guidance Notes - Note 13.
		Patients' Assisted Bathroom	14	1	28	18	NA	Transfer Air	NA	No	NA	Tanked & potable	Ex	0	10	Negative	-	43	41	200	NA	NA	A	80	PIR	Floor	See P2 Guidance Notes - Note 5.
		Play Room	24	1	28	18	NA	Rad.Panels	TRV Remote Head Adj.	yes	Air Systems	Tanked & potable	S & Ex	4	4	Balanced	G4	43	41	200	NA	NA	A	80	Switch	Floor	See P2 Guidance Notes - Note 5.
		Quiet / Interview Room	12	1	28	18	NA	Rad.Panels	TRV Remote Head Adj.	yes	Air Systems	NA	S & Ex	4	4	Balanced	G4	43	-	300	NA	NA	A	80	Switch	Floor	See P2 Guidance Notes - Note 5.
		Quiet Room	12	1	28	18	NA	Rad.Panels	TRV Remote Head Adj.	yes	Air Systems	NA	S & Ex	4	4	Balanced	G4	43	-	300	NA	NA	A	80	Switch	Floor	See P2 Guidance Notes - Note 5.
		Reception	3	1	28	18	NA	Rad.Panels	TRV Remote Head Adj.	yes	Air Systems	NA	S & Ex	3	3	Balanced	G4	43	-	500	NA	NA	A	80	Switch	Desk	See P2 Guidance Notes - Note 13.
		Recreation Room	50	1	28	18	NA	Rad.Panels	TRV Remote Head Adj.	yes	Air Systems	Tanked & potable	S & Ex	4	4	Balanced	G4	43	41	300	NA	NA	A	80	Switch	Floor	See P2 Guidance Notes - Note 5.
		Resusc Trolley Bay	1	1	NA	16	NA	Transfer Air	NA	No	NA	NA	N/A	0	0	Balanced	-	43	-	100	NA	NA	A	80	switch	Trolley/Bed	See P2 Guidance Notes - Note 13.
		Secretary/Filing Office	21.5	1	28	18	NA	Rad.Panels	TRV Remote Head Adj.	yes	Air Systems	NA	S & Ex	3	3	Balanced	G4	43	-	300	NA	NA	A	80	Switch	Desk	See P2 Guidance Notes - Note 13.
		Servery	20	1	28	18	NA	Rad.Panels	TRV Remote Head Adj.	yes	CW Cassette	Tanked & potable	S & Ex	6	8	Negative	G4	43	41	300	NA	NA	A	80	Switch	counter	See P2 Guidance Notes - Note 13.
		Shower / WC / WHB assisted	6	1	28	18	NA	Transfer Air	NA	No	NA	Tanked & potable	Ex	0	10	Negative	-	43	41	200	NA	NA	A	80	PIR	Floor	See P2 Guidance Notes - Note 5.
		Single Bedroom	10	10	28	18	NA	Rad. Panels	TRV Remote Head Adj.	yes	Air Systems	Tanked & potable	S	4	0	Positive	G4	43	41	100	5	300	A	80	switch/Dimme	Floor/bed	See P2 Guidance Notes - Note 5.
		Single Bedroom - large	11.5	2	28	18	NA	Rad. Panels	TRV Remote Head Adj.	yes	Air Systems	Tanked & potable	S	4	0	Positive	G4	43	41	100	5	300	A	80	switch/Dimme	Floor/bed	See P2 Guidance Notes - Note 5.
		Sitting Room	15	2	28	18	NA	Rad.Panels	TRV Remote Head Adj.	yes	Air Systems	NA	S & Ex	3	3	Balanced	G4	43	-	200	NA	NA	A	80	Switch	Floor	See P2 Guidance Notes - Note 5.
		Staff Interview Room	9	1	28	18	NA	Rad.Panels	TRV Remote Head Adj.	yes	Air Systems	NA	S & Ex	4	4	Balanced	G4	43	-	300	NA	NA	A	80	Switch	Floor	See P2 Guidance Notes - Note 13.
		Storage (testing)	6	1	28	16	NA	Rad.Panels	TRV Remote Head Adj.	No	NA	NA	Ex	0	3	Negative	-	43	-	200	NA	NA	A	80	PIR	Floor	See P2 Guidance Notes - Note 13.
		Storage / Photocopy	10	1	28	16	NA	Rad.Panels	TRV Remote Head Adj.	No	NA	NA	Ex	0	3	Negative	-	43	-	200	NA	NA	A	80	PIR	Floor	See P2 Guidance Notes - Note 13.
		Therapeutic Kitchen	29.5	1	28	16	NA	Rad Panels	TRV Remote Head Adj.	yes	CW Cassette	Tanked & potable	S & Ex	12	15	Negative	G4	60	60	300	NA	NA	A	80	Switch	worktop	Activities to be confirmed, See P2 Guidance Notes - Note 5
		Therapy Room	15	2	28	18	NA	Rad.Panels	TRV Remote Head Adj.	yes	Air Systems	Tanked & potable	S & Ex	4	4	Balanced	G4	43	41	300	NA	1000	A	80	Switch	Couch	See P2 Guidance Notes - Note 5.
		Time Out Room	6	1	28	18	NA	Rad.Panels	TRV Remote Head Adj.	yes	Air Systems	Tanked & potable	S	4	0	Positive	G4	43	41	200	NA	NA	A	80	Switch	floor	See P2 Guidance Notes - Note 5.
		Treatment Room	16	1	28	18	NA	Rad.Panels	TRV Remote Head Adj.	yes	Air Systems	Tanked & potable	S & Ex	10	10	Balanced	F7	43	41	500	NA	1,000	A	80	Switch	Trolley/Bed	See P2 Guidance Notes - Note 5.
		TV / Living Room	24	1	28	18	NA	Rad.Panels	TRV Remote Head Adj.	yes	Air Systems	Tanked & potable	S & Ex	4	4	Balanced	G4	43	41	200	NA	NA	A	80	Switch	Floor	See P2 Guidance Notes - Note 5.
		Viewing room	10	1	28	18	NA	Rad.Panels	TRV Remote Head Adj.	yes	Air Systems	NA	S & Ex	4	4	Balanced	G4	43	-	300	NA	NA	A	80	Switch	Floor	See P2 Guidance Notes - Note 5.
		Waiting Area	18	1	28	18	NA	Rad.Panels	TRV Remote Head Adj.	yes	Air Systems	NA	S & Ex	3	3	Balanced	G4	43	-	200	NA	NA	A	80	Switch	Floor	See P2 Guidance Notes - Note 5.
		Ward Manager Office	16	1	28	18	NA	Rad.Panels	TRV Remote Head Adj.	yes	Air Systems	NA	S & Ex	3	3	Balanced	G4	43	-	300	NA	NA	A	80	Switch	Desk	See P2 Guidance Notes - Note 13.
		WC - Staff	3	2	28	18	NA	Transfer Air	NA	No	NA	Tanked & potable	Ex	0	10	Negative	-	43	41	200	NA	NA	A	80	PIR	Floor	See P2 Guidance Notes - Note 13.
		WC - Wheelchair accessible	4.5	3	28	18	NA	Transfer Air	NA	No	NA	Tanked & potable	Ex	0	10	Negative	-	43	41	200	NA	NA	A	80	PIR	Floor	See P2 Guidance Notes - Note 5.

Notes

- a) Linen Bay recess to be treated as part of room.
- b) Mobile Equipment Bay Recess to be treated as part of room
- c) Resusc Trolley Area Recess to be treated as part of room
- d) Consult Exam Room - note 10ac/hr not allowed for unless room title listed as Treatment Room.
- e) Reception & Waiting Combined
- f) Internal Temperatures should not exceed 28 deg C (db) for more than 50hrs per year
- g) Offices assumed to have openable windows without 100mm restrictors for natural ventilation.
- h) Staff Rest assumed to have openable windows without 100mm restrictors for natural ventilation and occupancy factor of 0.8.

NHS Lothian.....

BAM.....

Dept Code	Room No	Room Name	Area		Temperature		Relative Humidity	Heating		Cooling	Cooling Type	Cold Water	Ventilation				Safety temperatures		Lighting					Notes			
			m2	No	Design Maximum deg C	Design Minimum deg C		%RH	Type				Control	Type	Supply ac/hr	Extract ac/hr	Relative Pressure	Min Filtration	Surface deg C	Water deg C	Normal lux	Night lux	Local lux		Standby Grade	Colour Rendering	Control
		Admin Office	20	1	28	18	40-60%	Rad.Panels	TRV Remote Head Adj.	yes	Air Systems	NA	S & Ex	3	3	Balanced	G4	43	-	300	NA	NA	A	80	Switch	Desk	See P2 Guidance Notes - Note 13.
		Adult Waiting Area	8	1	28	18	40-60%	Rad.Panels	TRV Remote Head Adj.	yes	Air Systems	NA	S & Ex	3	3	Balanced	G4	43	-	200	NA	NA	A	80	Switch	Floor	See P2 Guidance Notes - Note 13.
		Aseptic Office	10	1	22	18	40-60%	Supply Air Reheat	BMS Adjustable Sensor	yes	Air Systems	NA	S	20	0	Positive	H14	-	-	300	NA	NA	A	80	Switch	Desk	Activity to be confirmed, See P2 Guidance Notes - Note 13.
		Baby/Infant Feeding Room	4	2	28	18	40-60%	Rad.Panels	TRV Remote Head Adj.	yes	Air Systems	NA	S	3	0	Positive	G4	43	41	200	NA	NA	A	80	Dimmer	Floor	See P2 Guidance Notes - Note 5.
		Cardiac Arrest Emergency Trolley Bay	1	1	NA	16	NA	Transfer Air	NA	No	NA	NA	Transfer air	0	0	Balanced	-	43	-	100	NA	NA	A	80	Switch	Trolley/Bed	See P2 Guidance Notes - Note 13.
		Changing Cubicle Accessible	6	2	28	18	40-60%	Rad.Panels	TRV Remote Head Adj.	yes	Air Systems	NA	S	5	0	Positive	G4	43	-	200	NA	NA	A	80	PIR	Floor	See P2 Guidance Notes - Note 5.
		Changing Cubicles	4	7	28	18	40-60%	Rad.Panels	TRV Remote Head Adj.	yes	Air Systems	NA	S	5	0	Positive	G4	43	-	200	NA	NA	A	80	PIR	Floor	See P2 Guidance Notes - Note 5.
		Clean Utility	10	1	28	18	40-60%	Rad.Panels	TRV Remote Head Adj.	yes	Air Systems	Tanked & potable	S	6	0	Positive	G4	43	41	150	NA	NA	A	80	PIR	worktop	See P2 Guidance Notes - Note 13.
		Consultants office - 5 person	25	1	28	18	40-60%	Rad.Panels	TRV Remote Head Adj.	yes	Air Systems	NA	S & Ex	3	3	Balanced	G4	43	-	300	NA	NA	A	80	Switch	Desk	See P2 Guidance Notes - Note 13.
		Control Room - CT	16	1	25	18	40-60%	Supply Air Reheat	BMS Adjustable Sensor	yes	CW Cassette	-	S	3	0	Positive	G4	43	-	300	NA	NA	A	80	Dimmer	Desk	See P2 Guidance Notes - Note 13.
		Control Room - MRI	24	1	25	18	40-60%	Rad.Panels	TRV Remote Head Adj.	yes	CW Cassette	-	S	3	0	Positive	G4	43	-	300	NA	NA	A	80	Dimmer	Desk	See P2 Guidance Notes - Note 13.
		CT Room	36	1	25	18	40-60%	Supply Air Reheat	BMS Adjustable Sensor	yes	Air Systems	Tanked & potable	S & Ex	8	8	Balanced	G4	43	41	300	NA	NA	A	80	Dimmer	Bed	See P2 Guidance Notes - Note 13.
		Dental Room	20	1	28	18	40-60%	Rad.Panels	TRV Remote Head Adj.	yes	Air Systems	Tanked & potable	S & Ex	10	10	Balanced	F7	43	41	500	NA	8000-20000	A	90	Switch	Trolley/Bed	See P2 Guidance Notes - Note 5.
		Dirty Utility	9	2	28	18	NA	Transfer Air	NA	No	NA	Tanked & potable	Ex	0	6	Negative	-	43	60	200	NA	NA	A	80	PIR	Desk	See P2 Guidance Notes - Note 13.
		Dispensary	40	1	28	18	40-60%	Rad.Panels	TRV Remote Head Adj.	yes	CW Cassette	NA	S & Ex	4	4	Balanced	G4	43	-	300	NA	NA	A	80	Switch	Desk	See P2 Guidance Notes - Note 13.
		Dispensary Manager's Office	10	1	28	18	40-60%	Rad.Panels	TRV Remote Head Adj.	yes	Air Systems	NA	S & Ex	3	3	Balanced	G4	43	-	300	NA	NA	A	80	Switch	Desk	See P2 Guidance Notes - Note 13.
		Disposal Hold	10	2	28	16	NA	Transfer Air	NA	No	NA	-	Ex	0	10	Negative	-	43	-	200	NA	NA	A	80	PIR	Floor	See P2 Guidance Notes - Note 13.
		DSR	7	2	28	16	NA	Transfer Air	NA	No	NA	Tanked & potable	Ex	0	3	Negative	-	43	60	100	NA	NA	A	80	Switch	Floor	See P2 Guidance Notes - Note 13.
		Equipment Room - MRI	20	1	28	16	NA	Rad.Panels	TRV Remote Head Adj.	yes	CW Cassette	NA	Ex	0	3	Negative	-	43	-	300	NA	NA	A	80	Switch	Floor	See P2 Guidance Notes - Note 13.
		Female Staff Changing and Lockers	25	1	28	18	40-60%	Rad.Panels	TRV Remote Head Adj.	yes	Air Systems	Tanked & potable	S & Ex	5	4	Positive	G4	43	41	200	NA	NA	A	80	PIR	Floor	See P2 Guidance Notes - Note 13.
		Gamma Camera	40	1	25	18	40-60%	Supply Air Reheat	BMS Adjustable Sensor	yes	Air Systems	Tanked & potable	S & Ex	8	8	Balanced	F7	43	41	300	NA	NA	A	80	Dimmer	Desk	See P2 Guidance Notes - Note 13.
		Gamma Camera Control Area	10	1	25	18	40-60%	Rad.Panels	TRV Remote Head Adj.	yes	CW Cassette	-	S	3	0	Positive	G4	43	-	300	NA	NA	A	80	Dimmer	Desk	See P2 Guidance Notes - Note 13.
		General X-Ray Room	33	2	25	18	40-60%	Supply Air Reheat	BMS Adjustable Sensor	yes	Air Systems	Tanked & potable	S & Ex	8	8	Balanced	F7	43	41	300	NA	NA	A	80	Dimmer	Bed	See P2 Guidance Notes - Note 13.
		Hot Toilet	4.5	1	28	18	NA	Transfer Air	NA	No	NA	Tanked & potable	Ex	0	10	Negative	-	43	41	200	NA	NA	A	80	PIR	Floor	See P2 Guidance Notes - Note 5.
		Hot Waiting Area	10	1	28	18	40-60%	Rad.Panels	TRV Remote Head Adj.	yes	Air Systems	NA	S & Ex	3	3	Balanced	G4	43	-	200	NA	NA	A	80	Switch	Floor	See P2 Guidance Notes - Note 5.
		Induction Area - 1 place	16	1	28	18	40-60%	Rad.Panels	TRV Remote Head Adj.	yes	Air Systems	NA	S & Ex	4	4	Balanced	G4	43	-	200	NA	NA	A	80	Switch	Floor	See P2 Guidance Notes - Note 5.
		Injection Room	8	1	28	18	40-60%	Rad.Panels	TRV Remote Head Adj.	yes	Air Systems	Tanked & potable	S & Ex	10	10	Balanced	F7	43	41	500	NA	1,000	A	80	Switch	Trolley/Bed	See P2 Guidance Notes - Note 5.
		Interview Room	9	1	28	18	40-60%	Rad.Panels	TRV Remote Head Adj.	yes	Air Systems	NA	S & Ex	4	4	Balanced	G4	43	-	300	NA	NA	A	80	Switch	Floor	See P2 Guidance Notes - Note 5.
		Lead Pharmacist Office - 2 person	12	1	28	18	40-60%	Rad.Panels	TRV Remote Head Adj.	yes	Air Systems	NA	S & Ex	3	3	Balanced	G4	43	-	300	NA	NA	A	80	Switch	Desk	See P2 Guidance Notes - Note 13.
		Linen Bay (1 trolley)	1.5	1	NA	16	NA	Transfer Air	NA	No	NA	Transfer air	0	0	Balanced	-	43	-	100	NA	NA	A	80	switch	Trolley/Bed	See P2 Guidance Notes - Note 13.	
		Male Staff Changing and Lockers	15	1	28	18	40-60%	Rad.Panels	TRV Remote Head Adj.	yes	Air Systems	Tanked & potable	S & Ex	5	4	Positive	G4	43	41	200	NA	NA	A	80	PIR	Floor	See P2 Guidance Notes - Note 13.
		Medical Physics / Anaesthetics Equipment Library	60	1	28	16	NA	Rad.Panels	TRV Remote Head Adj.	No	NA	NA	S & Ex	4	4	Balanced	G4	43	-	300	NA	NA	A	80	Switch	Floor	Room activity to be confirmed, See P2 Guidance Notes - Note 13.
		MRI Room	45	2	28	18	40-60%	Supply Air Reheat	BMS Adjustable Sensor	yes	Air Systems	Tanked & potable	S & Ex	8	8	Balanced	G4	43	41	300	NA	1,000	A	80	Dimmer	Trolley/Bed	See P2 Guidance Notes - Note 5.
		Nappy Change Room with handwash	4	1	28	18	NA	Rad.Panels	TRV Remote Head Adj.	No	NA	Tanked & potable	Ex	0	10	Negative	-	43	41	200	NA	NA	A	80	PIR	floor	See P2 Guidance Notes - Note 5.
		Patient Interview Room	9	1	28	18	40-60%	Rad.Panels	TRV Remote Head Adj.	yes	Air Systems	NA	S & Ex	4	4	Balanced	G4	43	-	300	NA	NA	A	80	Switch	Floor	See P2 Guidance Notes - Note 5.
		Photography Studio	45	1	28	18	40-60%	Rad.Panels	TRV Remote Head Adj.	yes	Air Systems	Tanked & potable	S & Ex	8	8	Balanced	F7	43	41	300	NA	1,000	A	80	Switch	worktop	See P2 Guidance Notes - Note 5.
		Preparation Room	12	2	25	18	40-60%	Supply Air Reheat	BMS Adjustable Sensor	yes	Air Systems	NA	S	10	0	Positive	F7	43	-	500	NA	NA	A	80	Switch	worktop	See P2 Guidance Notes - Note 5.
		Processing Area	30	1	25	18	40-60%	Rad.Panels	TRV Remote Head Adj.	yes	CW Cassette	NA	S & Ex	8	8	Balanced	F7	43	-	300	NA	NA	A	80	Switch	worktop	See P2 Guidance Notes - Note 13.
		Radioactive Waste Store	2	1								N/A			Balanced				200	NA	NA	A	80	PIR	Floor	User brief required	
		Reception Area	8	1	28	18	40-60%	Rad.Panels	TRV Remote Head Adj.	yes	Air Systems	NA	S & Ex	4	4	Balanced	G4	43	-	500	NA	NA	A	80	Switch	Desk	300lux at Floor, See P2 Guidance Notes - Note 13.
		Recovery Area - 1 place	16	1	28	18	40-60%	Rad.Panels	TRV Remote Head Adj.	yes	Air Systems	Tanked & potable	S & Ex	6	6	Balanced	G4	43	41	500	NA	NA	A	80	Dimmer	Floor	See P2 Guidance Notes - Note 5.
		Registrar Office	16	1	28	18	40-60%	Rad.Panels	TRV Remote Head Adj.	yes	Air Systems	NA	S & Ex	3	3	Balanced	G4	43	-	300	NA	NA	A	80	Switch	Desk	See P2 Guidance Notes - Note 13.
		Reporting Room	45	1	28	18	40-60%	Rad.Panels	TRV Remote Head Adj.	yes	Air Systems	NA	S & Ex	3	3	Balanced	G4	43	-	300	NA	NA	A	80	Switch	Desk	See P2 Guidance Notes - Note 13.
		Resource Room/Library	15	1	28	18	40-60%	Rad.Panels	TRV Remote Head Adj.	yes	Air Systems	NA	S & Ex	3	3	Balanced	G4	43	-	300	NA	NA	A	80	Switch	Desk	See P2 Guidance Notes - Note 13.
		Screening Room (fluoroscopy)	39	1	25	18	40-60%	Supply Air Reheat	BMS Adjustable Sensor	yes	Air Systems	Tanked & potable	S & Ex	8	8	Balanced	F7	43	41	300	NA	NA	A	80	Dimmer	couch	See P2 Guidance Notes - Note 13.
		Staff WC	3	2	28	18	NA	Transfer Air	NA	No	NA	Tanked & potable	Ex	0	10	Negative	-	43	41	200	NA	NA	A	80	PIR	Floor	See P2 Guidance Notes - Note 13.
		Store Room	10	2	28	16	NA	Rad.Panels	TRV Remote Head Adj.	No	NA	NA	Ex	0	3	Negative	-	43	-	200	NA	NA	A	80	PIR	Floor	See P2 Guidance Notes - Note 13.
		Superintendent/PACS Manager Office	10	1	28	18	40-60%	Rad.Panels	TRV Remote Head Adj.	yes	Air Systems	NA	S & Ex	3	3	Balanced	G4	43	-	300	NA	NA	A	80	Switch	Desk	See P2 Guidance Notes - Note 13.
		Trolley Bay	4	2	NA	16	NA	Transfer Air	NA	No	NA	NA	Transfer air	0	0	Balanced	-	43	-	100	NA	NA	A	80	switch	Trolley/Bed	See P2 Guidance Notes - Note 13.
		Ultrasound Room	16	2	28	18	40-60%	Supply Air Reheat	BMS Adjustable Sensor	yes	Air Systems	Tanked & potable	S & Ex	8	8	Balanced	G4	43	41	300	NA	NA	A	80	Dimmer	Bed	See P2 Guidance Notes - Note 5.
		Wait - corridor	3	1	28	18	40-60%	Rad.Panels	TRV Remote Head Adj.	No	NA	NA	S & Ex	3	3	Balanced	G4	43	-	200	NA	NA	A	80	Switch	Floor	See P2 Guidance Notes - Note 5.
		Waiting Area	12	1	28	18	40-60%	Rad.Panels	TRV Remote Head Adj.	yes	Air Systems																

Dept Code	Room No	Room Name	Area (m2)	No	Temperature		Relative Humidity %RH	Heating		Cooling	Cooling Type	Cold Water	Ventilation				Safety temperatures		Lighting					Notes			
					Design Maximum deg C	Design Minimum deg C		Type	Control				Type	Supply ac/hr	Extract ac/hr	Relative Pressure	Min Filtration	Surface deg C	Water deg C	Normal lux	Night lux	Local lux	Standby Grade		Colour Rendering	Control	Plane
		Clean Utility	8	1	28	18	NA	Rad.Panels	TRV Remote Head Adj.	yes	Air Systems	Tanked & potable	S	6	0	Positive	G4	43	41	150	NA	NA	A	80	PIR	worktop	See P2 Guidance Notes - Note 13.
		Computer Carrels	2	6	28	18	NA	Rad.Panels	TRV Remote Head Adj.	yes	Air Systems	NA	S	6	0	Positive	G4	43	-	300	NA	NA	A	80	Switch	Desk	See P2 Guidance Notes - Note 13.
		Consult/Examination	15	2	28	18	NA	Rad.Panels	TRV Remote Head Adj.	yes	Air Systems	Tanked & potable	S & Ex	3	3	Balanced	G4	43	41	300	NA	1000	A	80	Switch	Couch	See P2 Guidance Notes - Note 5.
		Control Room	8	1	25	18	NA	Rad.Panels	TRV Remote Head Adj.	yes	CW Cassette	-	S	3	0	Positive	G4	43	-	300	NA	NA	A	80	Dimmer	Desk	See P2 Guidance Notes - Note 13.
		Dirty Utility	6	1	28	18	NA	Transfer Air	NA	No	NA	Tanked & potable	Ex	0	6	Negative	-	43	60	200	NA	NA	A	80	PIR	worktop	See P2 Guidance Notes - Note 13.
		DSR	7	1	28	16	NA	Transfer Air	NA	No	NA	Tanked & potable	Ex	0	3	Negative	-	43	60	100	NA	NA	A	80	Switch	Floor	See P2 Guidance Notes - Note 13.
		En Suite Shower / WC / WHB	6	3	28	18	NA	Transfer Air	NA	No	NA	Tanked & potable	Ex	0	10	Negative	-	43	41	200	NA	NA	A	80	PIR	Floor	See P2 Guidance Notes - Note 5.
		Entrance/Lobby	10	1	28	16	NA	Door Curtains	BMS Adjustable Sensor	No	NA	NA	N/A	0	0	Balanced	-	43	-	200	NA	NA	A	80	PIR	Floor	See P2 Guidance Notes - Note 13.
		Four Bed Bay	63	1	28	18	NA	Rad. Panels	TRV Remote Head Adj.	yes	Air Systems	Tanked & potable	S	4	0	Positive	G4	43	41	100	5	300	A	80	Dimmer/switch	Floor/bed	See P2 Guidance Notes - Note 5.
		Head of Department Office	16	1	28	18	NA	Rad.Panels	TRV Remote Head Adj.	yes	Air Systems	NA	S & Ex	3	3	Balanced	G4	43	-	300	NA	NA	A	80	Switch	Desk	See P2 Guidance Notes - Note 13.
		Laboratory / Finance Manager's Office	11	1	28	18	NA	Rad.Panels	TRV Remote Head Adj.	yes	Air Systems	NA	S & Ex	3	3	Balanced	G4	43	-	500	NA	NA	A	80	Switch	Desk	See P2 Guidance Notes - Note 13.
		Linen Bay (1 trolley)	1.5	1	NA	16	NA	Transfer Air	NA	No	NA	NA	Transfer air	0	0	Balanced	-	43	-	100	NA	NA	A	80	switch	Trolley/Bed	See P2 Guidance Notes - Note 13.
		Lockers	12	2	28	18	NA	Rad.Panels	TRV Remote Head Adj.	yes	Air Systems	Tanked & potable	S & Ex	4	6	Negative	G4	43	41	200	NA	NA	A	80	PIR	Floor	See P2 Guidance Notes - Note 13.
		Management/Admin Office	15	1	28	18	NA	Rad.Panels	TRV Remote Head Adj.	yes	Air Systems	NA	S & Ex	3	3	Balanced	G4	43	-	300	NA	NA	A	80	Switch	Desk	See P2 Guidance Notes - Note 13.
		Manual Handling, Health & Safety Office	15	1	28	18	NA	Rad.Panels	TRV Remote Head Adj.	yes	Air Systems	NA	S & Ex	3	3	Balanced	G4	43	-	300	NA	NA	A	80	Switch	Desk	See P2 Guidance Notes - Note 13.
		Meeting / Conference Room	25	1	28	18	NA	Rad.Panels	TRV Remote Head Adj.	yes	CW Cassette	Tanked & potable	S & Ex	4	4	Balanced	G4	43	-	300	NA	NA	A	80	Switch	Desk	See P2 Guidance Notes - Note 13.
		Meeting Room	25	1	28	18	NA	Rad.Panels	TRV Remote Head Adj.	yes	CW Cassette	Tanked & potable	S & Ex	4	4	Balanced	G4	43	-	300	NA	NA	A	80	Switch	Desk	See P2 Guidance Notes - Note 13.
		Molecular Biology Laboratory	45	1	28	18	NA	Rad.Panels	TRV Remote Head Adj.	yes	Air Systems	Tanked & potable	S & Ex	6	6	Balanced	-	43	41	500	NA	NA	A	80	Switch	Bench	See P2 Guidance Notes - Note 13.
		Office - 16 person	80	1	28	18	NA	Rad.Panels	TRV Remote Head Adj.	yes	Air Systems	NA	S & Ex	3	3	Balanced	G4	43	-	300	NA	NA	A	80	Switch	Desk	See P2 Guidance Notes - Note 13.
		Office - 4 person	20	1	28	18	NA	Rad.Panels	TRV Remote Head Adj.	yes	Air Systems	NA	S & Ex	3	3	Balanced	G4	43	-	300	NA	NA	A	80	Switch	Desk	See P2 Guidance Notes - Note 13.
		Office/Reception	6	1	28	18	NA	Rad.Panels	TRV Remote Head Adj.	yes	Air Systems	NA	S	3	0	Positive	G4	43	-	500	NA	NA	A	80	Switch	Desk	See P2 Guidance Notes - Note 13.
		Pantry	8	2	28	18	NA	Transfer Air	NA	No	NA	Tanked & potable	Ex	0	3	Negative	-	43	41	100	NA	NA	A	80	PIR	Floor	See P2 Guidance Notes - Note 13.
		Physiological Laboratory	45	1	28	18	NA	Rad.Panels	TRV Remote Head Adj.	yes	Air Systems	Tanked & potable	S & Ex	6	6	Balanced	-	43	41	500	NA	NA	A	80	Switch	Bench	See P2 Guidance Notes - Note 13.
		Practice Based Educators Office	20	1	28	18	NA	Rad.Panels	TRV Remote Head Adj.	yes	Air Systems	NA	S & Ex	3	3	Balanced	G4	43	-	300	NA	NA	A	80	Switch	Desk	See P2 Guidance Notes - Note 13.
		Reception / Waiting Area	30	1	28	18	NA	Rad.Panels	TRV Remote Head Adj.	yes	Air Systems	NA	S & Ex	3	3	Balanced	G4	43	-	500	NA	NA	A	80	Switch	Desk	See P2 Guidance Notes - Note 5.
		Sample Processing	15	1	28	18	NA	Rad.Panels	TRV Remote Head Adj.	yes	CW Cassette	Tanked & potable	S & Ex	6	6	Balanced	-	43	41	300	NA	NA	A	80	Switch	Bench	See P2 Guidance Notes - Note 13.
		Scenario Room	20	1	28	18	NA	Rad.Panels	TRV Remote Head Adj.	yes	CW Cassette	NA	S & Ex	4	4	Balanced	G4	43	-	300	NA	NA	A	80	Switch	Desk	Temp set back when unoccupied, See P2 Guidance Notes - Note 13.
		Seminar / Tutorial Room	40	2	28	18	NA	Rad.Panels	TRV Remote Head Adj.	yes	CW Cassette	NA	S & Ex	4	4	Balanced	G3	43	-	300	NA	NA	A	80	Switch	Desk	Temp set back when unoccupied, See P2 Guidance Notes - Note 13.
		Seminar Room	40	1	28	18	NA	Rad.Panels	TRV Remote Head Adj.	yes	CW Cassette	NA	S & Ex	4	4	Balanced	G4	43	-	300	NA	NA	A	80	Switch	Desk	Temp set back when unoccupied, See P2 Guidance Notes - Note 13.
		Senior Academic Staff Office	11	6	28	18	NA	Rad.Panels	TRV Remote Head Adj.	yes	Air Systems	NA	S & Ex	3	3	Balanced	G4	43	-	300	NA	NA	A	80	Switch	Desk	See P2 Guidance Notes - Note 13.
		Single Bedroom	15	2	28	18	NA	Rad. Panels	TRV Remote Head Adj.	yes	Air Systems	Tanked & potable	S	4	0	Positive	G4	43	41	100	5	300	A	80	Dimmer/switch	Floor/bed	See P2 Guidance Notes - Note 5.
		Stationery / Photocopying	6	1	28	16	NA	Rad.Panels	TRV Remote Head Adj.	No	NA	NA	Ex	0	3	Negative	-	43	-	300	NA	NA	A	80	PIR	Floor	See P2 Guidance Notes - Note 13.
		Store (Molecular Lab)	7.5	1	28	16	NA	Rad.Panels	TRV Remote Head Adj.	No	CW Cassette	NA	Ex	0	3	Negative	-	43	-	200	NA	NA	A	80	PIR	Floor	See P2 Guidance Notes - Note 13.
		Store	15	2	28	16	NA	Rad.Panels	TRV Remote Head Adj.	No	NA	NA	Ex	0	3	Negative	-	43	-	200	NA	NA	A	80	PIR	Floor	See P2 Guidance Notes - Note 13.
		Store - Equipment	24	1	28	16	NA	Rad.Panels	TRV Remote Head Adj.	No	NA	NA	Ex	0	3	Negative	-	43	-	200	NA	NA	A	80	PIR	Floor	See P2 Guidance Notes - Note 13.
		Student Records Store	12	1	28	16	NA	Rad.Panels	TRV Remote Head Adj.	No	NA	NA	Ex	0	3	Negative	-	43	-	200	NA	NA	A	80	PIR	Floor	See P2 Guidance Notes - Note 13.
		Waiting Play Area	6	1	28	18	NA	Rad.Panels	TRV Remote Head Adj.	yes	Air Systems	NA	S & Ex	3	3	Balanced	G4	43	-	200	NA	NA	A	80	Switch	Floor	See P2 Guidance Notes - Note 5.
		WC - Staff	3	2	28	18	NA	Transfer Air	NA	No	NA	Tanked & potable	Ex	0	10	Negative	-	43	41	200	NA	NA	A	80	PIR	Floor	See P2 Guidance Notes - Note 13.
		WC - Wheelchair accessible	4.5	1	28	18	NA	Transfer Air	NA	No	NA	Tanked & potable	Ex	0	10	Negative	-	43	41	200	NA	NA	A	80	PIR	Floor	See P2 Guidance Notes - Note 5.
		WC / WHB Facilities	4.5	4	28	18	NA	Transfer Air	NA	No	NA	Tanked & potable	Ex	0	10	Negative	-	43	41	200	NA	NA	A	80	PIR	Floor	See P2 Guidance Notes - Note 5.
		Workshop / Tutorial Room	20	3	28	18	NA	Rad.Panels	TRV Remote Head Adj.	yes	CW Cassette	NA	S & Ex	3	3	Balanced	G4	43	-	300	NA	NA	A	80	Switch	Desk	See P2 Guidance Notes - Note 13.

- Notes
- a) Linen Bay recess to be treated as part of room.
 - b) Mobile Equipment Bay Recess to be treated as part of room
 - c) Recess Trolley Area Recess to be treated as part of room
 - d) Consult Exam Room - note 10ac/hr not allowed for unless room title listed as Treatment Room.
 - e) Reception & Waiting Combined
 - f) Internal Temperatures should not exceed 28 deg C (db) for more than 50hrs per year
 - g) Offices assumed to have openable windows without 100mm restrictors for natural ventilation .
 - h) Staff Rest assumed to have openable windows without 100mm restrictors for natural ventilation and occupancy factor of 0.8.

NHS Lothian.....

BAM.....

Dept Code	Room No	Room Name	Area		Temperature		Relative Humidity	Heating		Cooling	Cooling Type	Cold Water	Ventilation				Safety temperatures		Lighting						Notes	Medical Location Group		
			(m2)	No	Design Maximum deg C	Design Minimum deg C		Type	Control				Type	Supply ac/hr	Extract ac/hr	Relative Pressure	Min Filtration	Surface deg C	Water deg C	Normal lux	Night lux	Local lux	Standby Grade	Colour Rendering			Control	Plane
		Assistant Health Records Manager's Office	15	1	28	18	NA	Rad.Panels	TRV Remote Head Adj.	yes	Air Systems	NA	S & Ex	3	3	Balanced	G4	43	-	300	NA	NA	A	80	Switch	Desk	See P2 Guidance Notes - Note 13.	n/a
		Beverage Bay	3	3	28	18	NA	Transfer Air	NA	No	NA	Tanked & potable	Ex	0	5	Negative	-	43	41	100	NA	NA	A	80	PIR	Floor	See P2 Guidance Notes - Note 13.	n/a
		Child Protection On-Call	8	1	28	18	NA	Rad.Panels	TRV Remote Head Adj.	yes	Air Systems	NA	S & Ex	3	3	Balanced	G4	43	-	300	NA	NA	A	80	Switch	Desk	See P2 Guidance Notes - Note 13.	n/a
		DSR	7	1	28	16	NA	Transfer Air	NA	No	NA	Tanked & potable	Ex	0	3	Negative	-	43	60	100	NA	NA	A	80	Switch	Floor	See P2 Guidance Notes - Note 13.	n/a
		Female (7WC + 7WHB)	36	1	28	18	NA	Transfer Air	NA	No	NA	Tanked & potable	Ex	0	10	Negative	-	43	41	200	NA	NA	A	80	PIR	Floor	See P2 Guidance Notes - Note 13.	n/a
		Interview Room	9	13	28	18	NA	Rad.Panels	TRV Remote Head Adj.	yes	Air Systems	NA	S & Ex	4	4	Balanced	G4	43	-	300	NA	NA	A	80	Switch	Desk	See P2 Guidance Notes - Note 13.	n/a
		Library (approx 225,000 records @ 60 records per linear metre)	230	1	28	18	NA	Rad.Panels	TRV Remote Head Adj.	yes	Air Systems	NA	S & Ex	3	3	Balanced	G4	43	-	300	NA	NA	A	80	Switch	Desk	See P2 Guidance Notes - Note 13.	n/a
		Male (4WC+4WHB+4 urinals)	26	1	28	18	NA	Transfer Air	NA	No	NA	Tanked & potable	Ex	0	10	Negative	-	43	41	200	NA	NA	A	80	PIR	Floor	See P2 Guidance Notes - Note 13.	n/a
		Management Conference Room	26	1	28	18	NA	Rad.Panels	TRV Remote Head Adj.	yes	CW Cassette	NA	S & Ex	4	4	Balanced	G4	43	-	300	NA	NA	A	80	Switch	Desk	Temp set back when unoccupied, See P2 Guidance Notes - Note 13.	n/a
		Office - 1 person	9	4	28	18	NA	Rad.Panels	TRV Remote Head Adj.	yes	Air Systems	NA	S & Ex	3	3	Balanced	G4	43	-	300	NA	NA	A	80	Switch	Desk	See P2 Guidance Notes - Note 13.	n/a
		Office - 10 people (W List/ Follow Appoint/Admit,Disch, Transfer Support, Coders & Appts)	60	1	28	18	NA	Rad.Panels	TRV Remote Head Adj.	yes	Air Systems	NA	S & Ex	3	3	Balanced	G4	43	-	300	NA	NA	A	80	Switch	Desk	See P2 Guidance Notes - Note 13.	n/a
		Office - 2 person	10	61	28	18	NA	Rad.Panels	TRV Remote Head Adj.	yes	Air Systems	NA	S & Ex	3	3	Balanced	G4	43	-	300	NA	NA	A	80	Switch	Desk	See P2 Guidance Notes - Note 13.	n/a
		Office - 3 person	15	1	28	18	NA	Rad.Panels	TRV Remote Head Adj.	yes	Air Systems	NA	S & Ex	3	3	Balanced	G4	43	-	300	NA	NA	A	80	Switch	Desk	See P2 Guidance Notes - Note 13.	n/a
		Office - 3 workstations	15	1	28	18	NA	Rad.Panels	TRV Remote Head Adj.	yes	Air Systems	NA	S & Ex	3	3	Balanced	G4	43	-	300	NA	NA	A	80	Switch	Desk	See P2 Guidance Notes - Note 13.	n/a
		Office - hot desks (15 desks)	75	2	28	18	NA	Rad.Panels	TRV Remote Head Adj.	yes	Air Systems	NA	S & Ex	3	3	Balanced	G4	43	-	300	NA	NA	A	80	Switch	Desk	See P2 Guidance Notes - Note 13.	n/a
		Office - hot desks (9 desks)	45	1	28	18	NA	Rad.Panels	TRV Remote Head Adj.	yes	Air Systems	NA	S & Ex	3	3	Balanced	G4	43	-	300	NA	NA	A	80	Switch	Desk	See P2 Guidance Notes - Note 13.	n/a
		Office - open plan (13 person)	65	1	28	18	NA	Rad.Panels	TRV Remote Head Adj.	yes	Air Systems	NA	S & Ex	3	3	Balanced	G4	43	-	300	NA	NA	A	80	Switch	Desk	See P2 Guidance Notes - Note 13.	n/a
		Office - open plan (21 people)	105	1	28	18	NA	Rad.Panels	TRV Remote Head Adj.	yes	Air Systems	NA	S & Ex	3	3	Balanced	G4	43	-	300	NA	NA	A	80	Switch	Desk	See P2 Guidance Notes - Note 13.	n/a
		Office - open plan (22 person)	110	1	28	18	NA	Rad.Panels	TRV Remote Head Adj.	yes	Air Systems	NA	S & Ex	3	3	Balanced	G4	43	-	300	NA	NA	A	80	Switch	Desk	See P2 Guidance Notes - Note 13.	n/a
		Office - open plan (23 people)	115	1	28	18	NA	Rad.Panels	TRV Remote Head Adj.	yes	Air Systems	NA	S & Ex	3	3	Balanced	G4	43	-	300	NA	NA	A	80	Switch	Desk	See P2 Guidance Notes - Note 13.	n/a
		Office - open plan (7 person)	35	1	28	18	NA	Rad.Panels	TRV Remote Head Adj.	yes	Air Systems	NA	S & Ex	3	3	Balanced	G4	43	-	300	NA	NA	A	80	Switch	Desk	See P2 Guidance Notes - Note 13.	n/a
		Office - open plan (9 person)	45	1	28	18	NA	Rad.Panels	TRV Remote Head Adj.	yes	Air Systems	NA	S & Ex	3	3	Balanced	G4	43	-	300	NA	NA	A	80	Switch	Desk	See P2 Guidance Notes - Note 13.	n/a
		Open plan - 1 place	6	1	28	18	NA	Rad.Panels	TRV Remote Head Adj.	yes	Air Systems	NA	S & Ex	3	3	Balanced	G4	43	-	300	NA	NA	A	80	Switch	Desk	See P2 Guidance Notes - Note 13.	n/a
		Open plan - 5 places	25	1	28	18	NA	Rad.Panels	TRV Remote Head Adj.	yes	Air Systems	NA	S & Ex	3	3	Balanced	G4	43	-	300	NA	NA	A	80	Switch	Desk	See P2 Guidance Notes - Note 13.	n/a
		Printer/Photocopier room	6	3	28	16	NA	Rad.Panels	TRV Remote Head Adj.	No	NA	NA	Ex	0	3	Negative	-	43	-	300	NA	NA	A	80	PIR	Floor	See P2 Guidance Notes - Note 13.	n/a
		Receipt/Dispatch Counter	6	1	28	18	NA	Rad.Panels	TRV Remote Head Adj.	yes	Air Systems	NA	S	5	0	Positive	G4	43	-	500	NA	NA	A	80	Switch	Desk	See P2 Guidance Notes - Note 13.	n/a
		Small meeting room	6	1	28	18	NA	Rad.Panels	TRV Remote Head Adj.	No	NA	NA	S & Ex	4	4	Balanced	G4	43	-	300	NA	NA	A	80	Switch	Desk	Temp set back when unoccupied, See P2 Guidance Notes - Note 13.	n/a
		Small meeting rooms & Telephone Booths Allowance	30	3	28	18	NA	Rad.Panels	TRV Remote Head Adj.	No	NA	NA	S & Ex	4	4	Balanced	G4	43	-	300	NA	NA	A	80	Switch	Desk	Temp set back when unoccupied, See P2 Guidance Notes - Note 13.	n/a
		Staff rest room - 10 person	16	1	28	18	NA	Rad.Panels	TRV Remote Head Adj.	yes	Air Systems	Tanked & potable	S & Ex	6	8	Negative	G4	43	41	200	NA	NA	A	80	Switch	Floor	See P2 Guidance Notes - Note 13.	n/a
		Store	6	4	28	16	NA	Rad.Panels	TRV Remote Head Adj.	No	NA	NA	Ex	0	3	Negative	-	43	-	200	NA	NA	A	80	PIR	Floor	See P2 Guidance Notes - Note 13.	n/a
		Store - Management	10	1	28	16	NA	Rad.Panels	TRV Remote Head Adj.	No	NA	NA	Ex	0	3	Negative	-	43	-	200	NA	NA	A	80	PIR	Floor	See P2 Guidance Notes - Note 13.	n/a
		Telephone booth	4	3	28	18	NA	Transfer Air	NA	No	NA	NA	Ex	0	3	Negative	-	43	-	100	NA	NA	A	80	PIR	Floor	See P2 Guidance Notes - Note 13.	n/a
		Trolley area (6 trolleys)	4	1	NA	16	NA	Transfer Air	NA	No	NA	NA	Transfer air	0	0	Balanced	-	43	-	100	NA	NA	A	80	switch	Trolley/Bed	See P2 Guidance Notes - Note 13.	n/a
		WC - accessible	4.5	1	28	18	NA	Transfer Air	NA	No	NA	Tanked & potable	Ex	0	10	Negative	-	43	41	200	NA	NA	A	80	PIR	Floor	See P2 Guidance Notes - Note 13.	n/a
		WC - ambulant	3	2	28	18	NA	Transfer Air	NA	No	NA	Tanked & potable	Ex	0	10	Negative	-	43	41	200	NA	NA	A	80	PIR	Floor	See P2 Guidance Notes - Note 13.	n/a
		WC - Wheelchair accessible	4.5	2	28	18	NA	Transfer Air	NA	No	NA	Tanked & potable	Ex	0	10	Negative	-	43	41	200	NA	NA	A	80	PIR	Floor	See P2 Guidance Notes - Note 13.	n/a
		Workstation pod	6	1	28	18	NA	Rad.Panels	TRV Remote Head Adj.	yes	Air Systems	NA	S	5	0	Positive	G4	43	-	300	NA	NA	A	80	Switch	Desk	See P2 Guidance Notes - Note 13.	n/a

Notes

- a) Linen Bay recess to be treated as part of room.
- b) Mobile Equipment Bay Recess to be treated as part of room
- c) Recess Trolley Area Recess to be treated as part of room
- d) Consult Exam Room - note 10ac/hr not allowed for unless room title listed as Treatment Room.
- e) Reception & Waiting Combined
- f) Internal Temperatures should not exceed 28 deg C (db) for more than 50hrs per year
- g) Offices assumed to have openable windows without 100mm restrictors for natural ventilation .
- h) Staff Rest assumed to have openable windows without 100mm restrictors for natural ventilation and occupancy factor of 0.8.

NHS Lothian.....

BAM.....

Dept Code	Room No	Room Name	Area		Temperature		Relative	Heating		Cooling	Cooling	Cold	Ventilation				Safety temperatures		Lighting						Notes		
			(m2)	No	Design Maximum	Design Minimum	Humidity	Type	Control	Type	Type	Water	Type	Supply	Extract	Relative	Min	Surface	Water	Normal	Night	Local	Standby	Colour		Control	Plane
					deg C	deg C	% RH							ac/hr	ac/hr	Pressure	Filtration	deg C	deg C	lux	lux	lux	Grade	Rendering			
		Assisted Change/Nappy Change	7	1	28	18	NA	Rad.Panels	TRV Remote Head Adj.	No	NA	Tanked & potable	Ex	0	10	Negative	-	43	41	200	NA	NA	A	80	PIR	floor	See P2 Guidance Notes - Note 13.
		Bay for Token Machine	5	1	28	16	NA	Rad.Panels	TRV Remote Head Adj.	No	NA	NA	Ex	0	2	Negative	-	43	-	100	NA	NA	A	80	switch	Floor	See P2 Guidance Notes - Note 13.
		Breakout Area	30	1	28	18	NA	Rad.Panels	TRV Remote Head Adj.	yes	Air Systems	Tanked & potable	S & Ex	4	4	Balanced	G4	43	60	200	NA	NA	A	80	Switch	Floor	See P2 Guidance Notes - Note 13.
		Cashiers Office	12	1	28	18	NA	Rad.Panels	TRV Remote Head Adj.	yes	Air Systems	Tanked & potable	S & Ex	3	3	Balanced	G4	43	41	300	NA	NA	A	80	Switch	Couch	See P2 Guidance Notes - Note 13.
		Catering Supervisors/menu collation/Dieticians (Office)	25	1	28	18	NA	Rad.Panels	TRV Remote Head Adj.	yes	Air Systems	Tanked & potable	S & Ex	3	3	Balanced	G4	43	41	300	NA	NA	A	80	Switch	Couch	See P2 Guidance Notes - Note 13.
		Core Server Room	40	1	25	18	NA	Rad.Panels	TRV Remote Head Adj.	yes	CW Cassette	NA	Ex	0	2	Negative	-	43	-	300	NA	NA	A	80	Switch	Floor	See P2 Guidance Notes - Note 13.
		Dairy store (Cold Store)	5	1	NA	NA	NA	Rad.Panels	TRV Remote Head Adj.	No	NA	NA	#VALUE!	0	TBC	Negative	-	43	-	200	NA	NA	A	80	PIR	Floor	Condenser location to be confirmed, See P2 Guidance Notes - Note 13.
		Disposables/Detergent (combined) (Stores)	6	1	28	16	NA	Rad.Panels	TRV Remote Head Adj.	No	NA	NA	Ex	0	15	Negative	-	43	-	200	NA	NA	A	80	PIR	Floor	See P2 Guidance Notes - Note 13.
		Draught Lobby	15	1	28	16	NA	Door Curtains	BMS Adjustable Sensor	No	NA	NA	Natural	0	0	Balanced	-	43	-	200	NA	NA	A	80	PIR	Floor	See P2 Guidance Notes - Note 13.
		Dry Goods (Store)	12	1	28	16	NA	Rad.Panels	TRV Remote Head Adj.	yes	Air Systems	NA	S	6	0	Positive	G4	43	-	200	NA	NA	A	80	PIR	Floor	See P2 Guidance Notes - Note 13.
		DSR	7	2	28	16	NA	Transfer Air	NA	No	NA	Tanked & potable	Ex	0	3	Negative	-	43	60	100	NA	NA	A	80	Switch	Floor	See P2 Guidance Notes - Note 13.
		Emergency Back-up Store	30	1	28	16	NA	Rad.Panels	TRV Remote Head Adj.	yes	Air Systems	NA	S	6	0	Positive	G4	43	-	200	NA	NA	A	80	PIR	Floor	See P2 Guidance Notes - Note 13.
		Entrance Concourse	30	1	28	16	NA	Door Curtains	BMS Adjustable Sensor	No	NA	NA	Natural	0	0	Balanced	-	43	-	200	NA	NA	A	80	PIR	Floor	See P2 Guidance Notes - Note 13.
		Female Staff Changing , Shower, WC & Lockers	160	1	28	18	40-60%	Rad.Panels	TRV Remote Head Adj.	yes	Air Systems	Tanked & potable	S & Ex	10	8	Positive	G4	43	41	200	NA	NA	A	80	PIR	Floor	See P2 Guidance Notes - Note 13.
		Female Staff Shower/WC	4.5	1	28	18	NA	Transfer Air	NA	No	NA	Tanked & potable	Ex	0	10	Negative	-	43	41	200	NA	NA	A	80	PIR	Floor	See P2 Guidance Notes - Note 13.
		Friends' Shop	30	1	28	18	NA	NA	NA	yes	Air Systems	Tanked & potable	S & Ex	4	4	Balanced	G4	43	60	-	-	-	A	-	-	-	See P2 Guidance Notes - Note 13.
		Frozen food storage (Cold Store)	14	1	NA	NA	NA	Rad.Panels	TRV Remote Head Adj.	yes	CW Cassette	NA	#VALUE!	0	TBC	Negative	-	43	-	200	NA	NA	A	80	PIR	Floor	Condenser location to be confirmed, See P2 Guidance Notes - Note 13.
		Kitchen Equipment (Store)	6	1	28	16	NA	Rad.Panels	TRV Remote Head Adj.	yes	Air Systems	NA	S	6	0	Positive	G4	43	-	200	NA	NA	A	80	PIR	Floor	See P2 Guidance Notes - Note 13.
		Linen Pool	30	1	28	16	NA	Rad.Panels	TRV Remote Head Adj.	yes	Air Systems	NA	S	6	0	Positive	G4	43	-	100	NA	NA	A	80	switch	Floor	See P2 Guidance Notes - Note 13.
		Loading Bay	20	1	28	16	NA	Rad.Panels	TRV Remote Head Adj.	No	NA	NA	Ex	0	3	Negative	-	43	-	100	NA	NA	A	80	switch	Floor	See P2 Guidance Notes - Note 13.
		Male Staff Changing , Shower, WC & Lockers	50	1	28	18	40-60%	Rad.Panels	TRV Remote Head Adj.	yes	Air Systems	Tanked & potable	S & Ex	10	8	Positive	G4	43	41	200	NA	NA	A	80	PIR	Floor	See P2 Guidance Notes - Note 13.
		Male Staff Shower/WC	4.5	1	28	18	NA	Transfer Air	NA	No	NA	Tanked & potable	Ex	0	10	Negative	-	43	41	200	NA	NA	A	80	PIR	Floor	See P2 Guidance Notes - Note 13.
		Medical Furniture Storage	107	1	28	16	NA	Rad.Panels	TRV Remote Head Adj.	No	NA	NA	Ex	0	3	Negative	-	43	-	200	NA	NA	A	80	PIR	Floor	See P2 Guidance Notes - Note 13.
		Office	5.5	1	28	18	NA	Rad.Panels	TRV Remote Head Adj.	yes	Air Systems	Tanked & potable	S	4	0	Positive	G4	43	41	300	NA	NA	A	80	Switch	Couch	See P2 Guidance Notes - Note 13.
		Pan-wash (Food Prep)	12	1	28	18	NA	Rad.Panels	TRV Remote Head Adj.	No	NA	Tanked & potable	S	6	0	Positive	G4	60	60	300	NA	NA	A	80	Switch	Sink	See P2 Guidance Notes - Note 13.
		Pick & Pack (Food Prep)	16	1	28	18	NA	Rad.Panels	TRV Remote Head Adj.	No	NA	Tanked & potable	S	6	0	Positive	G4	60	60	300	NA	NA	A	80	Switch	worktop	See P2 Guidance Notes - Note 13.
		Preparation & Cooking - Diet Foods (Food Prep)	34	1	28	18	NA	Rad.Panels	TRV Remote Head Adj.	yes	CW Cassette	Tanked & potable	S	6	0	Positive	G4	60	60	300	NA	NA	A	80	Switch	worktop	See P2 Guidance Notes - Note 13.
		Public Telephone Booth	2	1	28	18	NA	Transfer Air	NA	No	NA	NA	N/A	0	0	Balanced	-	43	-	100	NA	NA	A	80	PIR	Floor	See P2 Guidance Notes - Note 13.
		Raw fresh veg, salad & fruit (Cold Store)	5	1	NA	NA	NA	Rad.Panels	TRV Remote Head Adj.	No	NA	NA	#VALUE!	0	TBC	Negative	-	43	-	200	NA	NA	A	80	PIR	Floor	Condenser location to be confirmed, See P2 Guidance Notes - Note 13.
		Receipt Bay (for temp check/monitoring)	3	1	28	18	NA	Rad.Panels	TRV Remote Head Adj.	yes	Air Systems	NA	S & Ex	30	40	Negative	G4	43	-	300	NA	NA	A	80	Switch	Floor	Kitchen Activity to be confirmed, See P2 Guidance Notes - Note 13.
		Reception / Information Desk	12	1	28	18	NA	Rad.Panels	TRV Remote Head Adj.	yes	Air Systems	NA	S & Ex	4	4	Balanced	G4	43	-	500	NA	NA	A	80	Switch	Desk	300lux at Floor, See P2 Guidance Notes - Note 13.
		Refuse (Store)	10	1	28	16	NA	Rad.Panels	TRV Remote Head Adj.	No	NA	NA	Ex	0	15	Negative	-	43	-	200	NA	NA	A	80	PIR	Floor	See P2 Guidance Notes - Note 13.
		Regeneration Trolleys (x8)	18	1	28	18	NA	Rad.Panels	TRV Remote Head Adj.	yes	CW Cassette	NA	S & Ex	30	40	Negative	G4	43	-	100	NA	NA	A	80	switch	Floor	Kitchen Activity to be confirmed, See P2 Guidance Notes - Note 13.
		Retail Shop	30	1	28	18	NA	NA	NA	yes	Air Systems	Tanked & potable	S & Ex	4	4	Balanced	G4	43	60	-	-	-	A	-	-	-	See P2 Guidance Notes - Note 13.
		Security / Porters Office	9	1	28	18	NA	Rad.Panels	TRV Remote Head Adj.	yes	Air Systems	Tanked & potable	S & Ex	3	3	Balanced	G4	43	41	300	NA	NA	A	80	Switch	desk	See P2 Guidance Notes - Note 13.
		Staff Changing - Female (5 person)	8	1	28	18	NA	Rad.Panels	TRV Remote Head Adj.	yes	Air Systems	Tanked & potable	S & Ex	5	4	Positive	G4	43	41	200	NA	NA	A	80	PIR	Floor	See P2 Guidance Notes - Note 13.
		Staff Changing - Male (3 person)	5	1	28	18	NA	Rad.Panels	TRV Remote Head Adj.	yes	Air Systems	Tanked & potable	S & Ex	5	4	Positive	G4	43	41	200	NA	NA	A	80	PIR	Floor	See P2 Guidance Notes - Note 13.
		Supervisors / Admin Office	20	1	28	18	NA	Rad.Panels	TRV Remote Head Adj.	yes	Air Systems	Tanked & potable	S & Ex	3	3	Balanced	G4	43	41	300	NA	NA	A	80	Switch	desk	See P2 Guidance Notes - Note 13.
		Trolley Wash	10	1	28	18	NA	Rad.Panels	TRV Remote Head Adj.	yes	Air Systems	NA	S & Ex	30	40	Negative	-	43	-	300	NA	NA	A	80	PIR	Floor	Kitchen Activity to be confirmed, See P2 Guidance Notes - Note 13.
		Vending Machine	3	1	28	18	NA	Transfer Air	NA	No	NA	NA	Ex	0	4	Negative	-	43	-	100	NA	NA	A	80	PIR	Floor	See P2 Guidance Notes - Note 13.
		Waiting Area	17	1	28	18	NA	Rad.Panels	TRV Remote Head Adj.	yes	Air Systems	NA	S & Ex	3	3	Balanced	G4	43	-	200	NA	NA	A	80	Switch	Floor	See P2 Guidance Notes - Note 13.
		WC - Visitors	3	1	28	18	NA	Transfer Air	NA	No	NA	Tanked & potable	Ex	0	10	Negative	-	43	41	200	NA	NA	A	80	PIR	Floor	See P2 Guidance Notes - Note 13.
		WC - Wheelchair accessible	4.5	1	28	18	NA	Transfer Air	NA	No	NA	Tanked & potable	Ex	0	10	Negative	-	43	41	200	NA	NA	A	80	PIR	Floor	See P2 Guidance Notes - Note 13.

- Notes
- a) Linen Bay recess to be treated as part of room.
 - b) Mobile Equipment Bay Recess to be treated as part of room
 - c) Recess Trolley Area Recess to be treated as part of room
 - d) Consult Exam Room - note 10ac/hr not allowed for unless room title listed as Treatment Room.
 - e) Reception & Waiting Combined
 - f) Internal Temperatures should not exceed 28 deg C (db) for more than 50hrs per year
 - g) Offices assumed to have openable windows without 100mm restrictors for natural ventilation .
 - h) Staff Rest assumed to have openable windows without 100mm restrictors for natural ventilation and occupancy factor of 0.8.

NHS Lothian.....

BAM.....

Dept Code	Room No	Room Name	Area (m2)	No	Temperature		Relative Humidity % RH	Heating Type	Heating Control	Cooling	Cooling Type	Cold Water	Ventilation				Safety temperatures		Safety Notes	Lighting					Notes			
					Design Maximum deg C	Design Minimum deg C							Supply ac/hr	Extract ac/hr	Relative Pressure	Min Filtration	Surface deg C	Water deg C		Normal lux	Night lux	Local lux	Standby Grade	Colour Rendering		Control	Plane	
		Body Viewing Room	18	1	28	18	40-60%	Rad.Panels	TRV Remote Head Adj.	yes	CW Cassette	NA	S & Ex	4	6	Negative	G4	43	-		50/100	NA	NA	A	80	Dimmer	Floor	See P2 Guidance Notes - Note 5.
		En-suite Shower / WC	4.5	5	28	18	NA	Transfer Air	NA	No	NA	Tanked & potable	Ex	0	10	Negative	-	43	41		200	NA	NA	A	80	PIR	Floor	See P2 Guidance Notes - Note 13.
		Interview Room	9	1	28	18	NA	Rad.Panels	TRV Remote Head Adj.	yes	Air Systems	NA	S & Ex	4	4	Balanced	G4	43	-		300	NA	NA	A	80	Switch	Floor	See P2 Guidance Notes - Note 5.
		Office	12	1	28	18	NA	Rad.Panels	TRV Remote Head Adj.	yes	Air Systems	Tanked & potable	S & Ex	3	3	Balanced	G4	43	41		300	NA	NA	A	80	Switch	desk	See P2 Guidance Notes - Note 13.
		On-call Bedroom	10	5	28	18	40-60%	Rad. Panels	TRV Remote Head Adj.	yes	Air Systems	Tanked & potable	S	4	0	Positive	G4	43	41		300	NA	NA	A	80	Dimmer	Floor	See P2 Guidance Notes - Note 13.
		Prayer / Meditation / Reflection Area	40	1	28	18	NA	Rad.Panels	TRV Remote Head Adj.	yes	Air Systems	NA	S & Ex	3	3	Balanced	G4	43	-		200	NA	NA	A	80	Switch	Floor	See P2 Guidance Notes - Note 5.
		Sitting Room with Beverage Bay	20	1	28	18	40-60%	Rad.Panels	TRV Remote Head Adj.	yes	Air Systems	NA	S & Ex	4	4	Balanced	G4	43	-		100	NA	NA	A	80	PIR	Floor	See P2 Guidance Notes - Note 13.
		Store	6	1	28	16	NA	Rad.Panels	TRV Remote Head Adj.	No	NA	NA	Ex	0	3	Negative	-	43	-		200	NA	NA	A	80	PIR	Floor	See P2 Guidance Notes - Note 13.
		WC - Wheelchair accessible	4.5	1	28	18	NA	Transfer Air	NA	No	NA	Tanked & potable	Ex	0	10	Negative	-	43	41		200	NA	NA	A	80	PIR	Floor	See P2 Guidance Notes - Note 13.
		WC wheelchair accessible / Ritual Washing Area	6	1	28	18	NA	Transfer Air	NA	No	NA	Tanked & potable	Ex	0	10	Negative	-	43	41		200	NA	NA	A	80	PIR	Floor	See P2 Guidance Notes - Note 13.

Notes

- a) Linen Bay recess to be treated as part of room.
- b) Mobile Equipment Bay Recess to be treated as part of room
- c) Ressuc Trolley Area Recess to be treated as part of room
- d) Consult Exam Room - note 10ac/hr not allowed for unless room title listed as Treatment Room.
- e) Reception & Waiting Combined
- f) Internal Temperatures should not exceed 28 deg C (db) for more than 50hrs per year
- g) Offices assumed to have openable windows without 100mm restrictors for natural ventilation .
- h) Staff Rest assumed to have openable windows without 100mm restrictors for natural ventilation and occupancy factor of 0.8.

NHS Lothian.....

BAM.....

Dept Code	Room No	Room Name	Area		Temperature		Relative Humidity	Heating		Cooling	Cooling Type	Cold Water	Ventilation					Safety temperatures		Lighting					Notes		
			(m2)	No	Design Maximum deg C	Design Minimum deg C		Type	Control				Type	Supply ac/hr	Extract ac/hr	Relative Pressure	Min Filtration	Surface deg C	Water deg C	Normal lux	Night lux	Local lux	Standby Grade	Colour Rendering		Control	Plane
		Bathroom	8	1	28	18	NA	Transfer Air	NA	No	NA	Tanked & potable	Ex	0	10	Negative	-	43	41	200	NA	NA	A	80	PIR	Floor	See P2 Guidance Notes - Note 13.
		Beverage Bay	4	1	28	18	NA	Transfer Air	NA	No	NA	Tanked & potable	Ex	0	5	Negative	-	43	41	100	NA	NA	A	80	PIR	Floor	See P2 Guidance Notes - Note 13.
		Cleaners Room	7	2	28	18	NA	Rad.Panels	TRV Remote Head Adj.	yes	Air Systems	Tanked & potable	S & Ex	3	3	Balanced	G4	43	60	200	NA	NA	A	80	switch	Floor	See P2 Guidance Notes - Note 13.
		Complementary Therapy Room	15	1	28	18	NA	Rad.Panels	TRV Remote Head Adj.	yes	Air Systems	NA	S & Ex	4	4	Balanced	G4	43	-	300	NA	NA	A	80	Switch	Floor	See P2 Guidance Notes - Note 13.
		Dining Room	40	1	28	18	NA	Rad.Panels	TRV Remote Head Adj.	yes	Air Systems	Tanked & potable	S & Ex	4	4	Balanced	G4	43	41	200	NA	NA	A	80	Switch	Floor	300lux at servery
		Dining room (2 @ 40sqm)	80	1	28	18	NA	Rad.Panels	TRV Remote Head Adj.	yes	Air Systems	Tanked & potable	S & Ex	4	4	Balanced	G4	43	41	200	NA	NA	A	80	Switch	Floor	300lux at servery. See P2 Guidance Notes - Note 13.
		Drop-In Lounge / Beverage Bay	35	1	28	18	NA	Rad.Panels	TRV Remote Head Adj.	yes	Air Systems	NA	S & Ex	4	5	Negative	G4	43	-	200	NA	NA	A	80	Switch	Floor	See P2 Guidance Notes - Note 13.
		Drop-In Multi-Purpose Room	39	1	28	18	NA	Rad.Panels	TRV Remote Head Adj.	yes	Air Systems	NA	S & Ex	4	4	Balanced	G4	43	-	300	NA	NA	A	80	Switch	Desk	See P2 Guidance Notes - Note 13.
		DSR	7	1	28	16	NA	Transfer Air	NA	No	NA	Tanked & potable	Ex	0	3	Negative	-	43	60	100	NA	NA	A	80	Switch	Floor	See P2 Guidance Notes - Note 13.
		Family Room	30	33	28	18	NA	Rad. Panels	TRV Remote Head Adj.	yes	Air Systems	Tanked & potable	S	2	0	Positive	G4	43	41	300	NA	NA	A	80	Dimmer	Floor	See P2 Guidance Notes - Note 13.
		Family Room Accessible	25	3	28	18	NA	Rad. Panels	TRV Remote Head Adj.	yes	Air Systems	Tanked & potable	S	2	0	Positive	G4	43	41	300	NA	NA	A	80	Dimmer	Floor	See P2 Guidance Notes - Note 13.
		Family Room ensuite	(5?)	36	28	18	NA	Transfer Air	NA	No	NA	Tanked & potable	Ex	0	10	Negative	-	43	41	200	NA	NA	A	80	PIR	Floor	See P2 Guidance Notes - Note 13.
		Interview Room	9	3	28	18	NA	Rad.Panels	TRV Remote Head Adj.	yes	Air Systems	NA	S & Ex	4	4	Balanced	G4	43	-	300	NA	NA	A	80	Switch	Floor	See P2 Guidance Notes - Note 13.
		Kitchen	9	2	28	18	NA	Rad.Panels	TRV Remote Head Adj.	yes	CW Cassette	Tanked & potable	S & Ex	12	15	Negative	G4	60	60	300	NA	NA	A	80	Switch	worktop	See P2 Guidance Notes - Note 13.
		Kitchen areas (4 @ 9sqm)	36	1	28	18	NA	Rad.Panels	TRV Remote Head Adj.	yes	CW Cassette	Tanked & potable	S & Ex	12	15	Negative	G4	60	60	300	NA	NA	A	80	Switch	worktop	See P2 Guidance Notes - Note 13.
		Laundry (2 @ 15sqm)	30	1	28	18	NA	Rad.Panels	TRV Remote Head Adj.	No	NA	Tanked & potable	Ex	0	15	Negative	-	60	60	300	NA	NA	A	80	Switch	Sink	See P2 Guidance Notes - Note 13.
		Lounge - non residents	30	1	28	18	NA	Rad.Panels	TRV Remote Head Adj.	yes	Air Systems	NA	S & Ex	3	3	Balanced	G4	43	-	200	NA	NA	A	80	Switch	Floor	See P2 Guidance Notes - Note 13.
		Manager's Office (SNIP)	10	1	28	18	NA	Rad.Panels	TRV Remote Head Adj.	yes	Air Systems	NA	S & Ex	3	3	Balanced	G4	43	-	300	NA	NA	A	80	Switch	Desk	See P2 Guidance Notes - Note 13.
		Meeting Rooms (family size)	15	2	28	18	NA	Rad.Panels	TRV Remote Head Adj.	yes	CW Cassette	NA	S & Ex	4	4	Balanced	G4	43	-	300	NA	NA	A	80	Switch	Table	Temp set back when unoccupied, See P2 Guidance Notes - Note 13.
		Office - 1 person	8	2	28	18	NA	Rad.Panels	TRV Remote Head Adj.	yes	Air Systems	NA	S & Ex	3	3	Balanced	G4	43	-	300	NA	NA	A	80	Switch	Desk	See P2 Guidance Notes - Note 13.
		Office - drop in	8	1	28	18	NA	Rad.Panels	TRV Remote Head Adj.	yes	Air Systems	NA	S & Ex	3	3	Balanced	G4	43	-	300	NA	NA	A	80	Switch	Desk	See P2 Guidance Notes - Note 13.
		Office - SKFF/Voluntary	8	1	28	18	NA	Rad.Panels	TRV Remote Head Adj.	yes	Air Systems	NA	S & Ex	3	3	Balanced	G4	43	-	300	NA	NA	A	80	Switch	Desk	See P2 Guidance Notes - Note 13.
		Office Family Support - 1 desk and 2 x hot desk	15	1	28	18	NA	Rad.Panels	TRV Remote Head Adj.	yes	Air Systems	NA	S & Ex	3	3	Balanced	G4	43	-	300	NA	NA	A	80	Switch	Desk	See P2 Guidance Notes - Note 13.
		Radio Lollipop Broadcasting Studio	12	1	28	18	NA	Rad.Panels	TRV Remote Head Adj.	yes	CW Cassette	NA	S & Ex	3	3	Balanced	G4	43	-	300	NA	NA	A	80	Switch	desk	Temp set back when unoccupied, See P2 Guidance Notes - Note 13.
		Radio Lollipop Lobby & Waiting	8	1	28	18	NA	Rad.Panels	TRV Remote Head Adj.	yes	Air Systems	NA	S & Ex	3	3	Balanced	G4	43	-	200	NA	NA	A	80	Switch	Floor	See P2 Guidance Notes - Note 13.
		Reception (Waiting)	6	2	28	18	NA	Rad.Panels	TRV Remote Head Adj.	yes	Air Systems	NA	S & Ex	3	3	Balanced	G4	43	-	500	NA	NA	A	80	Switch	Floor	See P2 Guidance Notes - Note 13.
		Residents Day room	18	1	28	18	NA	Rad.Panels	TRV Remote Head Adj.	yes	Air Systems	Tanked & potable	S & Ex	3	3	Balanced	G4	43	41	200	NA	NA	A	80	Switch	Floor	See P2 Guidance Notes - Note 13.
		Residents Play room	18	1	28	18	NA	Rad.Panels	TRV Remote Head Adj.	yes	Air Systems	Tanked & potable	S & Ex	3	3	Balanced	G4	43	41	200	NA	NA	A	80	Switch	Floor	See P2 Guidance Notes - Note 13.
		Staff Offices - SKFF	20	1	28	18	NA	Rad.Panels	TRV Remote Head Adj.	yes	Air Systems	NA	S & Ex	3	3	Balanced	G4	43	-	300	NA	NA	A	80	Switch	Desk	See P2 Guidance Notes - Note 13.
		Staff Offices - SNIP x 4 and telephone pod	24	1	28	18	NA	Rad.Panels	TRV Remote Head Adj.	yes	Air Systems	NA	S & Ex	3	3	Balanced	G4	43	-	300	NA	NA	A	80	Switch	Desk	See P2 Guidance Notes - Note 13.
		Storage	12	1	28	16	NA	Rad.Panels	TRV Remote Head Adj.	No	NA	NA	Ex	0	3	Negative	-	43	-	200	NA	NA	A	80	PIR	Floor	See P2 Guidance Notes - Note 13.
		Storage - External (Radio Roadshow & Gardening equipment)	20	1	28	16	NA	Rad.Panels	TRV Remote Head Adj.	No	NA	NA	Ex	0	3	Negative	-	43	-	200	NA	NA	A	80	PIR	Floor	See P2 Guidance Notes - Note 13.
		Storage - internal	28	1	28	16	NA	Rad.Panels	TRV Remote Head Adj.	No	NA	NA	Ex	0	3	Negative	-	43	-	200	NA	NA	A	80	PIR	Floor	See P2 Guidance Notes - Note 13.
		Storage - refuse	10	2	28	16	NA	Rad.Panels	TRV Remote Head Adj.	No	NA	NA	Ex	0	15	Negative	-	43	-	200	NA	NA	A	80	PIR	Floor	See P2 Guidance Notes - Note 13.
		Store	12	2	28	16	NA	Rad.Panels	TRV Remote Head Adj.	No	NA	NA	Ex	0	3	Negative	-	43	-	200	NA	NA	A	80	PIR	Floor	See P2 Guidance Notes - Note 13.
		Switch/meter cupboard	6	2	28	16	NA	Transfer Air	NA	No	NA	NA	Ex	0	3	Negative	-	-	-	200	NA	NA	A	80	Switch	Floor	See P2 Guidance Notes - Note 13.
		Waiting / Reception	8	1	28	18	NA	Rad.Panels	TRV Remote Head Adj.	No	NA	NA	S & Ex	3	3	Balanced	G4	43	-	500	NA	NA	A	80	Switch	Floor	See P2 Guidance Notes - Note 13.
		WC - accessible	4.5	3	28	18	NA	Transfer Air	NA	No	NA	Tanked & potable	Ex	0	10	Negative	-	43	41	200	NA	NA	A	80	PIR	Floor	See P2 Guidance Notes - Note 13.
		WC - female	2	2	28	18	NA	Transfer Air	NA	No	NA	Tanked & potable	Ex	0	10	Negative	-	43	41	200	NA	NA	A	80	PIR	Floor	See P2 Guidance Notes - Note 13.
		WC - male	2	2	28	18	NA	Transfer Air	NA	No	NA	Tanked & potable	Ex	0	10	Negative	-	43	41	200	NA	NA	A	80	PIR	Floor	See P2 Guidance Notes - Note 13.
		WC - Staff	3	2	28	18	NA	Transfer Air	NA	No	NA	Tanked & potable	Ex	0	10	Negative	-	43	41	200	NA	NA	A	80	PIR	Floor	See P2 Guidance Notes - Note 13.
		WC - Wheelchair accessible	4.5	1	28	18	NA	Transfer Air	NA	No	NA	Tanked & potable	Ex	0	10	Negative	-	43	41	200	NA	NA	A	80	PIR	Floor	See P2 Guidance Notes - Note 13.
		Wheelchair Bay	6	1	NA	16	NA	Transfer Air	NA	No	NA	NA	Transfer air	0	0	Balanced	-	43	-	100	NA	NA	A	80	switch	Trolley/Bed	See P2 Guidance Notes - Note 13.

- Notes
- a) Linen Bay recess to be treated as part of room.
 - b) Mobile Equipment Bay Recess to be treated as part of room
 - c) Recess Trolley Area Recess to be treated as part of room
 - d) Consult Exam Room - note 10ac/hr not allowed for unless room title listed as Treatment Room.
 - e) Reception & Waiting Combined
 - f) Internal Temperatures should not exceed 28 deg C (db) for more than 50hrs per year
 - g) Offices assumed to have openable windows without 100mm restrictors for natural ventilation .
 - h) Staff Rest assumed to have openable windows without 100mm restrictors for natural ventilation and occupancy factor of 0.8.

NHS Lothian.....

BAM.....

Royal Hospital for Sick Children - Edinburgh
HK Doc - RDS Environmental Matrix



Page No.

1	Dept Code	Index
2		Guidance Notes
3		Comments Summary
4	A1	A&E/Assessment Ward
5	B1	Critical Care/HDU/Neonatal Surgery
6	C1	In Patient Pathway/Ward Care
7	D1	Out Patient Dept/ Medical Day Care
8	E1	Theatres
9	F1	CAMHS
10	G1	Clinical Support
11	H1	Academic
12	I1	Office/ Admin Support Services
13	J1	Facilities/Infrastruct Support Services
14	K1	Patient/Family Support
15	L1	Family Hotel

Rev	By	Description	Date
First Issue	MOD	First Issue	09.09.10
A	MOD	RDS Environmental Matrix updated in accordance with Tribal SoA Sheets Version 8. H&K Scheme Design Update	22.12.10

NHS Lothian Feedback

NHS Lothian.....

BAM.....

Dept Code	Room No	Room Name	Area (m2)	No	Temperature		Relative Humidity % RH	Heating		Cooling	Cooling	Cold	Ventilation				Safety temperatures		Lighting				Notes	Medical Location Group				
					Design Maximum deg C	Design Minimum deg C		Type	Control				Type	Water	Type	Supply ac/hr	Extract ac/hr	Relative Pressure	Min Filtration	Surface deg C	Water deg C	Normal lux			Night lux	Local lux	Standby Grade	Colour Rendering
		4 Bed Room	63	3	28	18	NA	Rad Panels	TRV Remote Head Adj.	yes	Air Systems	Tanked & potable	S	4	0	Positive	G4	43	-	100	5	300	A	80	Switch/Dimmer	Floor/bed	See P2 Guidance Notes - Note 5.	1
		Admin / Secretarial Office	12	1	28	18	NA	Rad Panels	TRV Remote Head Adj.	yes	Air Systems	NA	S & Ex	3	3	Balanced	G4	43	-	300	NA	NA	A	80	Switch	Desk	See P2 Guidance Notes - Note 13.	n/a
		Baby/Infant Feeding Room	4	1	28	18	NA	Rad Panels	TRV Remote Head Adj.	yes	Air Systems	NA	S	3	0	Positive	G4	43	41	200	NA	NA	A	80	Dimmer	Floor	See P2 Guidance Notes - Note 5.	0
		Beverage Bay	3	1	28	18	NA	Transfer Air	NA	no	NA	Tanked & potable	Ex	0	5	Negative	-	43	41	100	NA	NA	A	80	PIR	Floor	See P2 Guidance Notes - Note 13.	n/a
		Body Viewing Room	10	1	28	18	NA	Rad Panels	TRV Remote Head Adj.	yes	CW Cassette	NA	S & Ex	4	6	Negative	G4	43	-	100	NA	NA	A	80	Switch	Floor	See P2 Guidance Notes - Note 13.	n/a
		Changing Cubicles	4	1	28	18	NA	Rad Panels	TRV Remote Head Adj.	yes	Air Systems	NA	S	5	0	Positive	-	43	-	100-150	NA	NA	A	80	PIR	Floor	See P2 Guidance Notes - Note 5.	n/a
		Clean Utility	12	1	28	18	NA	Rad Panels	TRV Remote Head Adj.	yes	Air Systems	Tanked & potable	S	6	0	Positive	G4	43	41	150	NA	NA	A	80	PIR	Floor	See P2 Guidance Notes - Note 13.	n/a
		Clinical Coordinators Office	10	1	28	18	NA	Rad Panels	TRV Remote Head Adj.	yes	Air Systems	NA	S & Ex	3	3	Balanced	G4	43	-	300	NA	NA	A	80	Switch	Desk	See P2 Guidance Notes - Note 13.	n/a
		Clothes store - back up	4	1	28	16	NA	Transfer Air	TRV Remote Head Adj.	yes	Air Systems	NA	S	6	0	Positive	G4	43	-	200	NA	NA	A	80	PIR	Floor	See P2 Guidance Notes - Note 13.	n/a
		Consultants Office	30	1	28	18	NA	Rad Panels	TRV Remote Head Adj.	yes	Air Systems	NA	S & Ex	3	3	Balanced	G4	43	-	300	NA	NA	A	80	Switch	Desk	See P2 Guidance Notes - Note 13.	n/a
		Dirty Utility	14	1	28	18	NA	Transfer Air	NA	No	NA	Tanked & potable	Ex	0	6	Negative	-	43	60	200	NA	NA	A	80	PIR	Floor	See P2 Guidance Notes - Note 13.	n/a
		Dirty Utility: Bedpan Utility & Urine Test	11	1	28	18	NA	Transfer Air	NA	No	NA	Tanked & potable	Ex	0	6	Negative	-	43	60	200	NA	NA	A	80	PIR	Floor	See P2 Guidance Notes - Note 13.	n/a
		Disposal Hold	10	2	28	16	NA	Transfer Air	NA	No	NA	-	Ex	0	10	Negative	-	43	-	200	NA	NA	A	80	PIR	Floor	See P2 Guidance Notes - Note 13.	n/a
		DSR	7	2	28	16	NA	Transfer Air	NA	No	NA	Tanked & potable	Ex	0	3	Negative	-	43	60	100	NA	NA	A	80	Switch	Floor	See P2 Guidance Notes - Note 13.	n/a
		En-suite wheelchair-accessible WC, Shower & wash	6	19	28	18	NA	Transfer Air	NA	No	NA	Tanked & potable	Ex	0	10	Negative	-	43	41	200	NA	NA	A	80	PIR	Floor	See P2 Guidance Notes - Note 5.	n/a
		Female Staff Changing and Lockers: 30 places	16	1	28	18	NA	Rad Panels	TRV Remote Head Adj.	yes	Air Systems	Tanked & potable	S & Ex	5	4	Positive	G4	43	41	100-150	NA	NA	A	80	PIR	Floor	See P2 Guidance Notes - Note 13.	n/a
		Interview Room	9	1	28	18	NA	Rad Panels	TRV Remote Head Adj.	yes	Air Systems	NA	S & Ex	4	4	Balanced	G4	43	-	300	NA	NA	A	80	Switch	Desk	See P2 Guidance Notes - Note 5.	n/a
		Interview/Meeting Room: 6 persons	9	1	28	18	NA	Rad Panels	TRV Remote Head Adj.	No	No	NA	S & Ex	5	5	Balanced	G4	43	-	300	NA	NA	A	80	Switch	Desk	See P2 Guidance Notes - Note 5.	n/a
		Laboratory - Near Patient Testing / Status	8	1	28	18	NA	Rad Panels	TRV Remote Head Adj.	yes	Air Systems	Tanked & potable	S & Ex	6	6	Balanced	F7	43	41	500	NA	NA	A	80	Switch	Bench	See P2 Guidance Notes - Note 13.	n/a
		Linen Bay (1 trolley)	1.5	1	NA	16	NA	Transfer Air	NA	No	NA	NA	N/A	0	0	Balanced	-	43	-	100	NA	NA	A	80	PIR	Trolley/Bed	See P2 Guidance Notes - Note 13.	n/a
		Linen Bay (2 trolleys)	3	1	NA	16	NA	Transfer Air	NA	No	NA	NA	N/A	0	0	Balanced	-	43	-	100	NA	NA	A	80	PIR	Trolley/Bed	See P2 Guidance Notes - Note 13.	n/a
		Main Entrance Draught Lobby	10	2	28	16	NA	Door Curtains	BMS Adjustable Sensor	No	NA	NA	N/A	0	0	Balanced	-	43	-	200	NA	NA	A	80	PIR	Floor	See P2 Guidance Notes - Note 13.	n/a
		Male Staff Changing Room and Lockers: 20 places	11.5	1	28	18	NA	Rad Panels	TRV Remote Head Adj.	yes	Air Systems	Tanked & potable	S & Ex	5	4	Positive	G4	43	41	100-150	NA	NA	A	80	PIR	Floor	See P2 Guidance Notes - Note 13.	n/a
		Medical Staff / Audit Office	10	1	28	18	NA	Rad Panels	TRV Remote Head Adj.	yes	Air Systems	NA	S & Ex	3	3	Balanced	G4	43	-	300	NA	NA	A	80	Switch	Desk	See P2 Guidance Notes - Note 13.	n/a
		Meeting / Case Conference Room	32	1	28	18	NA	Rad Panels	TRV Remote Head Adj.	yes	CW Cassette	Tanked & potable	S & Ex	4	4	Balanced	G4	43	-	300	NA	NA	A	80	Switch	Desk	See P2 Guidance Notes - Note 13.	n/a
		Multi-Disciplinary Office	26	1	28	18	NA	Rad Panels	TRV Remote Head Adj.	yes	Air Systems	NA	S & Ex	3	3	Balanced	G4	43	-	300	NA	NA	A	80	Switch	Desk	See P2 Guidance Notes - Note 13.	n/a
		Nappy Change Room with handwash	4	1	28	18	NA	Transfer Air	NA	No	NA	Tanked & potable	Ex	0	10	Negative	-	43	41	200	NA	NA	A	80	PIR	Floor	See P2 Guidance Notes - Note 5.	n/a
		On-Call Consultant Office	9	1	28	18	NA	Rad Panels	TRV Remote Head Adj.	yes	Air Systems	NA	S & Ex	3	3	Balanced	G4	43	-	300	NA	NA	A	80	Switch	Desk	See P2 Guidance Notes - Note 13.	n/a
		Pantry	10	1	28	18	NA	Transfer Air	NA	No	NA	Tanked & potable	Ex	0	4	Negative	-	43	41	100	NA	NA	A	80	PIR	Floor	See P2 Guidance Notes - Note 13.	n/a
		Pantry - Staff / Patient	5	1	28	18	NA	Transfer Air	NA	No	NA	Tanked & potable	Ex	0	4	Negative	-	43	41	100	NA	NA	A	80	PIR	Floor	See P2 Guidance Notes - Note 5.	n/a
		Parking Bay: 6 wheelchairs	4	1	28	16	NA	Transfer Air	NA	No	NA	NA	Ex	0	3	Negative	-	43	-	100	NA	NA	A	80	switch	Floor	See P2 Guidance Notes - Note 13.	n/a
		Parking Bay:3 accident trolleys & 3 wheelchairs	12	1	28	16	NA	Transfer Air	NA	No	NA	NA	Ex	0	3	Negative	-	43	-	100	NA	NA	A	80	switch	Floor	See P2 Guidance Notes - Note 13.	n/a
		Patients' Assisted Bathroom	14	1	28	18	NA	Transfer Air	NA	No	NA	Tanked & potable	Ex	0	10	Negative	-	43	44	200	NA	NA	A	80	PIR	Floor	See P2 Guidance Notes - Note 5.	n/a
		Plaster Suite (2 bays)	24	1	25	18	NA	Rad Panels	TRV Remote Head Adj.	yes	Air Systems	Tanked & potable	S & Ex	10	10	Balanced	F7	43	41	500	NA	yes	A	80	Switch	Couch	Guidance Notes - Note 13.	1
		Play Area / Dining	28	1	28	18	NA	Rad Panels	TRV Remote Head Adj.	yes	Air Systems	Tanked & potable	S & Ex	4	4	Balanced	G4	43	41	200	NA	NA	A	80	Switch	Floor	Notes - Note 5.	n/a
		Processing room	10	1	25	18	NA	Rad Panels	TRV Remote Head Adj.	yes	CW Cassette	NA	S & Ex	3	3	Balanced	F7	43	-	500	NA	NA	A	80	Switch	Floor	See P2 Guidance Notes - Note 13.	n/a
		Reception	3	1	28	18	NA	Rad Panels	TRV Remote Head Adj.	yes	Air Systems	NA	S	3	0	Positive	G4	43	-	500	NA	NA	A	80	Switch	Desk	300lux at Floor. See P2 Guidance Notes - Note 13.	n/a
		Reception:2 staff	16	1	28	18	NA	Rad Panels	TRV Remote Head Adj.	yes	Air Systems	NA	S & Ex	3	3	Balanced	G4	43	-	500	NA	NA	A	80	Switch	Desk	300lux at Floor. See P2 Guidance Notes - Note 13.	n/a
		Resuscitation Room: 2 places	50	1	25	18	NA	Rad Panels	BMS Adjustable Sensor	yes	Air Systems	Tanked & potable	S & Ex	10	6	Positive	G4	43	41	500	NA	NA	A	80	Switch	Trolley/Bed	See P2 Guidance Notes - Note 13.	2
		Resuscitation Trolley Bay	1	1	NA	16	NA	Transfer Air	NA	No	NA	NA	N/A	0	0	Balanced	-	43	-	100	NA	NA	A	80	switch	Trolley/Bed	See P2 Guidance Notes - Note 13.	2
		Secretarial Office	12	1	28	18	NA	Rad Panels	TRV Remote Head Adj.	yes	Air Systems	NA	S & Ex	3	3	Balanced	G4	43	-	300	NA	NA	A	80	Switch	Desk	See P2 Guidance Notes - Note 13.	n/a
		Seminar & Training Room: 15 persons	32	1	28	18	NA	Rad Panels	TRV Remote Head Adj.	yes	CW Cassette	NA	S & Ex	4	4	Balanced	G4	43	-	300	NA	NA	A	80	Switch	Table	P2 Guidance Notes - Note 13.	n/a
		Single Bedroom	15	16	28	18	NA	Rad Panels	TRV Remote Head Adj.	yes	Air Systems	Tanked & potable	S	4	0	Positive	G4	43	41	100	5	300	A	80	Switch/Dimmer	Floor/bed	See P2 Guidance Notes - Note 5.	1
		Sitting Room	16	1	28	18	NA	Rad Panels	TRV Remote Head Adj.	yes	Air Systems	NA	S & Ex	3	3	Balanced	G4	43	-	200	NA	NA	A	80	Switch	Floor	See P2 Guidance Notes - Note 5.	n/a
		Staff & Communication Base	16	1	28	18	NA	Rad Panels	TRV Remote Head Adj.	yes	Air Systems	NA	S & Ex	4	4	Balanced	G4	43	-	300	NA	NA	A	80	Dimmer	Desk	Notes - Note 13.	n/a
		Staff rest room	48	1	28	18	NA	Rad Panels	TRV Remote Head Adj.	yes	Air Systems	Tanked & potable	S & Ex	6	8	Negative	G4	43	60	200	NA	NA	A	80	Switch	Floor	See P2 Guidance Notes - Note 13.	n/a
		Staff Shower: ambulant	2.5	2	28	18	NA	Transfer Air	NA	NA	NA	Tanked & potable	Ex	0	15	Negative	-	43	41	200	NA	NA	A	80	PIR	Floor	See P2 Guidance Notes - Note 13.	n/a
		Store - Dispensing Drugs	8	1	28	16	NA	Rad Panels	TRV Remote Head Adj.	yes	Air Systems	NA	S	6	0	Positive	G4	43	-	200	NA	NA	A	80	PIR	Floor	See P2 Guidance Notes - Note 13.	n/a
		Store - Equipment	6	1	28	16	NA	Rad Panels	TRV Remote Head Adj.	No	NA	NA	Ex	0	3	Negative	-	43	-	200	NA	NA	A	80	PIR	Floor	See P2 Guidance Notes - Note 13.	n/a
		Store - Equipment & Supplies	18	1	28	16	NA	Rad Panels	TRV Remote Head Adj.	No	NA	NA	Ex	0	3	Negative	-	43	-	200	NA	NA	A	80	PIR	Floor	See P2 Guidance Notes - Note 13.	n/a
		Store - General	12	1	28	16	NA	Rad Panels	TRV Remote Head Adj.	No	NA	NA	Ex	0	3	Negative	-	43	-	200	NA	NA	A	80	PIR	Floor	See P2 Guidance Notes - Note 13.	n/a
		Store - Major Incident / Ambulance Equipment																										

Dept Code	Room No	Room Name	Area		Temperature		Relative Humidity % RH	Heating		Cooling	Cooling		Cold Water	Ventilation				Safety temperatures		Lighting						Notes	Medical Location Group	
			(m2)	No	Design Maximum deg C	Design Minimum deg C		Type	Control		Type	Type		Supply ac/hr	Extract ac/hr	Relative Pressure	Min Filtration	Surface deg C	Water deg C	Normal lux	Night lux	Local lux	Standby Grade	Colour Rendering	Control			Plane
		Baby/Infant Feeding Room	5	1	28	18	40-60%	Supply Air Reheat	BMS Adjustable Sensor	yes	Air Systems	NA	S	3	0	Positive	G4	43	41	200	NA	NA	A	80	Dimmer	Floor	See P2 Guidance Notes - Note 5.	n/a
		Bay Hoist	2	2	28	18	NA	Transfer Air	NA	No	NA	NA	Transfer air	0	0	Balanced	-	43	-	100	NA	NA	A	80	PIR	Floor	See P2 Guidance Notes - Note 13.	n/a
		Bay Equipment Service	8	1	28	18	NA	Transfer Air	NA	No	NA	NA	Transfer air	0	0	Balanced	-	43	-	100	NA	NA	A	80	PIR	Floor	See P2 Guidance Notes - Note 13.	n/a
		Bed/Patient Chair / Buggy Storage	8	1	28	16	NA	Rad.Panels	TRV Remote Head Adj.	No	NA	NA	Ex	0	3	Negative	-	43	-	200	NA	NA	A	80	PIR	Floor	See P2 Guidance Notes - Note 13.	n/a
		Bulk Supplies Store	55	1	28	16	NA	Rad.Panels	TRV Remote Head Adj.	No	NA	NA	Ex	0	3	Negative	-	43	-	200	NA	NA	A	80	PIR	Floor	See P2 Guidance Notes - Note 13.	n/a
		Cardiac Echo/ECG Bay	4	1	NA	16	NA	Transfer Air	NA	No	NA	NA	Transfer air	0	0	Balanced	-	43	-	100	NA	NA	A	80	PIR	Floor	See P2 Guidance Notes - Note 13.	2
		Clean Utility	18	3	28	18	40-60%	Supply Air Reheat	BMS Adjustable Sensor	yes	Air Systems	Tanked & potable	S	6	0	Positive	G4	43	41	150	NA	NA	A	80	PIR	Worktop	See P2 Guidance Notes - Note 13.	n/a
		Data Manager & Secretarial Office	15	1	28	18	40-60%	Supply Air Reheat	BMS Adjustable Sensor	yes	Air Systems	NA	S & Ex	3	3	Balanced	G4	43	-	300	NA	NA	A	80	Switch	Desk	See P2 Guidance Notes - Note 13.	n/a
		Dirty Utility	19	2	28	18	NA	Transfer Air	NA	No	NA	Tanked & potable	Ex	0	6	Negative	-	43	60	200	NA	NA	A	80	PIR	Worktop	See P2 Guidance Notes - Note 13.	n/a
		Disposal Hold	10	1	28	16	NA	Transfer Air	NA	No	NA	NA	Ex	0	10	Negative	-	43	-	200	NA	NA	A	80	PIR	Floor	See P2 Guidance Notes - Note 13.	n/a
		DSR	7	1	28	16	NA	Transfer Air	NA	No	NA	Tanked & potable	Ex	0	3	Negative	-	43	60	100	NA	NA	A	80	Switch	Floor	See P2 Guidance Notes - Note 13.	n/a
		En-suite wheelchair-accessible WC, Shower & wash	5.3	2	28	18	NA	Transfer Air	NA	No	NA	Tanked & potable	Ex	0	10	Negative	-	43	41	200	NA	NA	A	80	PIR	Floor	See P2 Guidance Notes - Note 5.	n/a
		Equipment Service Room	24	1	28	18	40-60%	Supply Air Reheat	BMS Adjustable Sensor	yes	Air Systems	NA	S & Ex	4	4	Balanced	G4	43	41	300	NA	NA	A	80	Switch	Desk	See P2 Guidance Notes - Note 13.	n/a
		Family Interview Room	12	1	28	18	40-60%	Supply Air Reheat	BMS Adjustable Sensor	yes	Air Systems	NA	S & Ex	4	4	Balanced	G4	43	-	300	NA	NA	A	80	Switch	Desk	See P2 Guidance Notes - Note 5.	n/a
		Gas Cylinder Store	2	2	28	16	NA	Transfer Air	NA	No	NA	NA	Ex	0	10	Negative	-	43	-	200	NA	NA	A	80	PIR	Floor	Nat Vent Preferred, See P2 Guidance Notes - Note 13.	n/a
		Gowning Lobby	6	4	25	18	40-60%	Supply Air Reheat	BMS Adjustable Sensor	yes	Air Systems	NA	HBN4	-	-	Positive	F7	43	41	200	NA	NA	A	80	PIR	Floor	Cascade gowning /room/ensuite - also see Note (i) this page re HBN 4 Guidance , See P2 Guidance Notes - Note 13.	n/a
		Laboratory	8	1	28	18	40-60%	Supply Air Reheat	BMS Adjustable Sensor	yes	Air Systems	Tanked & potable	S & Ex	6	6	Balanced	F7	43	41	500	NA	NA	A	80	Switch	Bench	See P2 Guidance Notes - Note 13.	n/a
		Linen Bay (1 trolley)	1.5	2	NA	16	NA	Transfer Air	NA	No	NA	NA	Transfer air	0	0	Balanced	-	43	-	100	NA	NA	A	80	Switch	Trolley/Bed	See P2 Guidance Notes - Note 13.	n/a
		Mobile X-Ray / Ultrasound Bay	4	1	NA	16	NA	Transfer Air	NA	No	NA	NA	Transfer air	0	0	Balanced	-	43	-	100	NA	NA	A	80	Switch	Floor	See P2 Guidance Notes - Note 13.	n/a
		Multidisciplinary Work Area HDU	15	1	28	18	40-60%	Supply Air Reheat	BMS Adjustable Sensor	yes	Air Systems	NA	S & Ex	4	4	Balanced	G4	43	-	300	NA	NA	A	80	Switch	Desk	See P2 Guidance Notes - Note 13.	n/a
		Multidisciplinary Work Area PICU / HDU	15	1	28	18	40-60%	Supply Air Reheat	BMS Adjustable Sensor	yes	Air Systems	NA	S & Ex	4	4	Balanced	G4	43	-	300	NA	NA	A	80	Switch	Desk	See P2 Guidance Notes - Note 13.	n/a
		On-Call Consultant Office	8	1	28	18	40-60%	Supply Air Reheat	BMS Adjustable Sensor	yes	Air Systems	NA	S	3	0	Positive	G4	43	-	300	NA	NA	A	80	Switch	Desk	See P2 Guidance Notes - Note 13.	n/a
		Open Plan Bay (2 beds)	52	2	25	18	40-60%	Supply Air Reheat	BMS Adjustable Sensor	yes	Air Systems	Tanked & potable	S & Ex	10	10	Balanced	F7	43	41	400	10 to 20	1000	A	80/90	Dimmer	Bed	1000 lux Examination luminaire to be incorporated within pendant design, See P2 Guidance Notes - Note 13.	2
		Open Plan Bay (3 beds)	45	1	25	18	40-60%	Supply Air Reheat	BMS Adjustable Sensor	yes	Air Systems	Tanked & potable	S & Ex	10	10	Balanced	F7	43	41	400	10 to 20	1000	A	80/90	Dimmer	Bed	1000 lux Examination luminaire to be incorporated within pendant design, See P2 Guidance Notes - Note 13.	2
		Open Plan Bay (1 bed)	26	8	25	18	40-60%	Supply Air Reheat	BMS Adjustable Sensor	yes	Air Systems	Tanked & potable	S & Ex	10	10	Balanced	F7	43	41	400	10 to 20	1000	A	80/90	Dimmer	Bed	1000 lux Examination luminaire to be incorporated within pendant design, See P2 Guidance Notes - Note 13.	2
		Pantry / Milk Store	10	1	28	18	NA	Transfer Air	NA	No	NA	Tanked & potable	Ex	0	3	Negative	-	43	41	100	NA	NA	A	80	PIR	Floor	See P2 Guidance Notes - Note 5.	n/a
		Patients' Assisted Bathroom	14	1	28	18	NA	Transfer Air	NA	No	NA	Tanked & potable	Ex	0	10	Negative	-	43	44	200	NA	NA	A	80	PIR	Floor	See P2 Guidance Notes - Note 13.	n/a
		Play Specialist Base & Store	8	1	28	18	40-60%	Supply Air Reheat	BMS Adjustable Sensor	yes	Air Systems	NA	S & Ex	4	4	Balanced	G4	43	-	200	NA	NA	A	80	PIR	Floor	See P2 Guidance Notes - Note 5.	n/a
		Public Telephone Booth	2	1	28	18	NA	Transfer Air	NA	No	NA	NA	Ex	0	3	Negative	-	43	-	100	NA	NA	A	80	PIR	Floor	See P2 Guidance Notes - Note 13.	n/a
		Quiet / Interview Room	9	1	28	18	40-60%	Supply Air Reheat	BMS Adjustable Sensor	yes	Air Systems	NA	S & Ex	4	4	Balanced	G4	43	-	300	NA	NA	A	80	Switch	Floor	See P2 Guidance Notes - Note 5.	n/a
		Reception / B Tech Stores Office	12	1	28	18	40-60%	Supply Air Reheat	BMS Adjustable Sensor	yes	Air Systems	NA	S & Ex	3	3	Balanced	G4	43	-	500	NA	NA	A	80	Switch	Desk	300lux at Floor, See P2 Guidance Notes - Note 13.	n/a
		Relative Overnight Stay	10	2	28	18	40-60%	Supply Air Reheat	BMS Adjustable Sensor	yes	Air Systems	Tanked & potable	S	4	0	Positive	G4	43	41	150	NA	NA	A	80	Switch	Desk	See P2 Guidance Notes - Note 13.	n/a
		Relatives' Sitting Room	18.5	1	28	18	40-60%	Supply Air Reheat	BMS Adjustable Sensor	yes	Air Systems	NA	S & Ex	4	4	Balanced	G4	43	-	200	NA	NA	A	80	Switch	Floor	See P2 Guidance Notes - Note 13.	n/a
		Resuscitation Trolley Bay	1	3	NA	16	NA	Transfer Air	NA	No	NA	NA	Transfer air	0	0	Balanced	-	43	-	100	NA	NA	A	80	Switch	Floor	See P2 Guidance Notes - Note 13.	n/a
		Retrieval Equipment Store	15	1	28	16	NA	Rad.Panels	TRV Remote Head Adj.	No	NA	NA	Ex	0	3	Negative	-	43	-	100	NA	NA	A	80	PIR	Floor	See P2 Guidance Notes - Note 13.	n/a
		Retrieval Team Office	12	1	28	18	40-60%	Supply Air Reheat	BMS Adjustable Sensor	yes	Air Systems	NA	S & Ex	3	3	Balanced	G4	43	-	300	NA	NA	A	80	Switch	Desk	See P2 Guidance Notes - Note 13.	n/a
		Seminar Room	37.5	1	28	18	40-60%	Supply Air Reheat	BMS Adjustable Sensor	yes	CW cassette	NA	S & Ex	4	4	Balanced	G4	43	-	300	NA	NA	A	80	Switch	Table	Temp set back when unoccupied, See P2 Guidance Notes - Note 13.	n/a
		Senior Nursing Office	10	1	28	18	40-60%	Supply Air Reheat	BMS Adjustable Sensor	yes	Air Systems	NA	S & Ex	3	3	Balanced	G4	43	-	300	NA	NA	A	80	Switch	Desk	See P2 Guidance Notes - Note 13.	n/a
		Single Bed Cubicle	26	4	28	18	40-60%	Supply Air Reheat	BMS Adjustable Sensor	yes	Air Systems	Tanked & potable	S & Ex	10	10	Balanced	G4	43	41	400	10 to 20	1000	A	80/90	Dimmer	Bed	See P2 Guidance Notes - Note 13.	2
		Single Bed Isolation Cubicle	26	5	25	18	TBC	Transfer Air	BMS Adjustable Sensor	yes	Air Systems	Tanked & potable	HBN4	-	-	Balanced	F7	43	41	400	10 to 20	1000	A	80/90	Dimmer	Bed	Cascade gowning /room/ensuite - also see Note (i) this page re HBN 4 Guidance , See P2 Guidance Notes - Note 13. 1000 lux Examination	2
		Touchdown Base	12	4	28	18	40-60%	Supply Air Reheat	BMS Adjustable Sensor	yes	Air Systems	NA	S	4	0	Positive	G4	43	-	300	NA	NA	A	80	Dimmer	Desk	See P2 Guidance Notes - Note 13.	n/a
		Staff Rest Room - 18 person	29	1	28	18	40-60%	Supply Air Reheat	BMS Adjustable Sensor	yes	Air Systems	Tanked & potable	S & Ex	6	8	Negative	G4	43	41	200	NA	NA	A	80	Switch	Floor	See P2 Guidance Notes - Note 13.	n/a
		Store - Equipment	32	1	28	16	NA	Rad.Panels	TRV Remote Head Adj.	No	NA	NA	Ex	0	3	Negative	-	43	-	100	NA	NA	A	80	PIR	Floor	See P2 Guidance Notes - Note 13.	n/a
		Waiting Area (Visitors)	16.5	1	28	18	40-60%	Supply Air Reheat	BMS Adjustable Sensor	yes	Air Systems	NA	S & Ex	3	3	Balanced	G4	43	-	200	NA	NA	A	90	Switch	Floor	See P2 Guidance Notes - Note 13.	n/a
		WC - Relatives	3	1	28	18	NA	Transfer Air	NA	No	NA	Tanked & potable	Ex	0	10	Negative	-	43	41	200	NA	NA	A	80	PIR	Floor	See P2 Guidance Notes - Note 13.	n/a
		WC - Staff	3	4	28	18	NA	Transfer Air	NA	No	NA	Tanked & potable	Ex	0	10	Negative	-	43	41	200	NA	NA	A	80	PIR	Floor	See P2 Guidance Notes - Note 13.	n/a
		WC - Wheelchair accessible	4.5	1	28	18	NA	Transfer Air	NA	No	NA	Tanked & potable	Ex	0	10	Negative	-	43	41	200	NA	NA	A	80	PIR	Floor	See P2 Guidance Notes - Note 5.	n/a
		X-ray processing	8	1	25	18	40-60%	Supply Air Reheat	BMS Adjustable Sensor	yes	Air Systems	Tanked & potable	S & Ex	8	8	Balanced	G4	43	41	300	NA	NA	A	80	Switch	Desk	See P2 Guidance Notes - Note 13.	n/a

Notes

- a) Linen Bay recess to be treated as part of room.
- b) Mobile Equipment Bay Recess to be treated as part of room
- c) Resuscitation Trolley Area Recess to be treated as part of room
- d) Consult Exam Room - note 10ac/hr not allowed for unless room title listed as Treatment Room.
- e) Reception & Waiting Combined
- f) Internal Temperatures should not exceed 28 deg C (db) for more than 50hrs per year
- g) Offices assumed to have openable windows without 100mm restrictors for natural ventilation .
- h) Staff Rest assumed to have openable windows without 100mm restrictors for natural ventilation and occupancy factor of 0.8.
- i) Note that Isolation Suite ventilation solutions for this project shall follow HBN 4 Supplement 1 Section 4 Item 4.8 Guidance i.e. A common departmental AHU shall be employed to provide supply air ventilation (and shall therefore employ duty & standby motors) Isolation Rooms En Suite Extracts shall be provided with an independent Isolation Room toilet extract ventilation system. Isolation Rooms En Suite Extracts shall be provided with either externally located 3 mtr high discharge stack in a safe location or with extract filters (H14) within a safe change housing outside the building on the suction side of the fan. Heating Isolation Suites shall be provided via the ventilation system i.e via ducted reheat batteries. The Lobby air supply terminal shall be a type into which a hepa filter can be fitted. Output Spec to confirm specific location of proper isolation rooms

Dept	Room	Room Name	Area		Temperature		Relative Humidity	Heating		Cooling	Cooling	Cold	Ventilation					Safety temperatures		Lighting					Notes	Medical Location				
					Design Maximum	Design Minimum		Type	Control				Type	Water	Type	Supply	Extract	Relative	Min	Surface	Water	Normal	Night	Local			Standby	Colour	Control	Plane
					deg C	deg C		% RH							ac/hr	ac/hr	Pressure	Filtration	deg C	deg C	lux	lux	lux	Grade			Rendering			
		2nd Floor Grab & Go	10	1	28	18	NA	NA	NA	No	NA	Tanked & potable	S & Ex	4	4	Balanced	G4	43	60	?	?	?	A	?	-	-	Activity to be confirmed, See P2 Guidance Notes - Note 13.	n/a		
		2nd Floor Seminar Room	25	1	28	18	NA	Rad.Panels	TRV Remote Head Adj.	yes	CW Cassette	NA	S & Ex	4	4	Balanced	G4	43	-	300	NA	NA	A	80	Switch	Table	Temp set back when unoccupied, See P2 Guidance Notes - Note 13.	n/a		
		2nd Floor Staff rest room - 35 person	48	1	28	18	NA	Rad.Panels	TRV Remote Head Adj.	yes	Air Systems	Tanked & potable	S & Ex	6	8	Negative	G4	43	41	200	NA	NA	A	80	Switch	Floor	Temp set back when unoccupied, See P2 Guidance Notes - Note 13.	n/a		
		4 Bed Room	63	6	28	18	NA	Rad.Panels	TRV Remote Head Adj.	yes	Air Systems	Tanked & potable	S	4	0	Positive	G4	43	41	100	5	300	A	80	Switch/Dimmer	Floor/Bed	See P2 Guidance Notes - Note 5.	1		
		Administration Area	25	1	28	18	NA	Rad.Panels	TRV Remote Head Adj.	yes	Air Systems	NA	S & Ex	4	4	Balanced	G4	43	-	300	NA	NA	A	80	Switch	Floor	See P2 Guidance Notes - Note 13.	n/a		
		Baby/Infant Feeding Room	4	1	28	18	NA	Rad.Panels	TRV Remote Head Adj.	yes	Air Systems	NA	S	3	0	Positive	G4	43	41	200	NA	NA	A	80	Dimmer	Floor	See P2 Guidance Notes - Note 5.	n/a		
		Bay Hoist	2	4	28	18	NA	Transfer Air	NA	No	NA	Transfer air	0	0	Balanced	-	43	-	100	NA	NA	A	80	PIR	Floor	See P2 Guidance Notes - Note 13.	n/a			
		Bedroom - single	19	4	28	18	NA	Rad.Panels	TRV Remote Head Adj.	yes	Air Systems	Tanked & potable	S	4	0	Positive	G4	43	41	100	5	300	A	80	Switch/Dimmer	Floor/Bed	See P2 Guidance Notes - Note 5.	1		
		Breast Pump Room	4	1	28	18	NA	Rad.Panels	TRV Remote Head Adj.	yes	Air Systems	NA	S	3	0	Positive	G4	43	41	200	NA	NA	A	80	Switch	Floor	See P2 Guidance Notes - Note 5.	n/a		
		Chemotherapy Prescribing Room	9	1	28	18	NA	Rad.Panels	TRV Remote Head Adj.	yes	Air Systems	NA	S & Ex	4	4	Balanced	G4	43	-	300	NA	NA	A	80	Switch	Desk	See P2 Guidance Notes - Note 13.	1		
		Clean Utility	12	4	28	18	NA	Rad.Panels	TRV Remote Head Adj.	yes	Air Systems	Tanked & potable	S	6	0	Positive	G4	43	41	150	NA	NA	A	80	PIR	Desk	See P2 Guidance Notes - Note 13.	n/a		
		Clinical Physiologist Office (3)	15	1	28	18	NA	Rad.Panels	TRV Remote Head Adj.	yes	Air Systems	NA	S & Ex	3	3	Balanced	G4	43	-	300	NA	NA	A	80	Switch	Desk	See P2 Guidance Notes - Note 13.	n/a		
		Clothes store - back up	4	1	28	16	NA	Rad.Panels	TRV Remote Head Adj.	No	NA	NA	S	6	0	Positive	-	43	-	200	NA	NA	A	80	PIR	Floor	See P2 Guidance Notes - Note 13.	n/a		
		Complementary Therapy Treatment Room	10	1	28	18	NA	Rad.Panels	TRV Remote Head Adj.	yes	Air Systems	Tanked & potable	S & Ex	10	10	Balanced	G4	43	41	500	NA	1,000	A	80	Switch	Trolley/Bed	See P2 Guidance Notes - Note 5.	1		
		Control Room	15	1	25	18	NA	Rad.Panels	TRV Remote Head Adj.	yes	CW Cassette	-	S	3	0	Positive	G4	43	-	300	NA	NA	A	80	Dimmer	Desk	See P2 Guidance Notes - Note 13.	n/a		
		Dining / Play Room	27	2	28	18	NA	Rad.Panels	TRV Remote Head Adj.	yes	Air Systems	Tanked & potable	S & Ex	4	4	Balanced	G4	43	41	200	NA	NA	A	80	Switch	Floor	300lux at servery, See P2 Guidance Notes - Note 5.	n/a		
		Dining / Play Room (9 patients)	16	1	28	18	NA	Rad.Panels	TRV Remote Head Adj.	yes	Air Systems	Tanked & potable	S & Ex	4	4	Balanced	G4	43	41	200	NA	NA	A	80	Switch	Floor	300lux at servery, See P2 Guidance Notes - Note 5.	n/a		
		Dining/Recreation Room (inc Bev Bay)	26	1	28	18	NA	Rad.Panels	TRV Remote Head Adj.	yes	Air Systems	Tanked & potable	S & Ex	4	4	Balanced	G4	43	41	200	NA	NA	A	80	Switch	Floor	Notes - Note 5.	n/a		
		Dirty Utility	14	4	28	18	NA	Transfer Air	NA	No	NA	Tanked & potable	Ex	0	6	Negative	-	43	60	200	NA	NA	A	80	Switch	Desk	See P2 Guidance Notes - Note 13.	n/a		
		Disposal Hold	10	4	28	16	NA	Transfer Air	NA	No	NA	-	Ex	0	10	Negative	-	43	-	200	NA	NA	A	80	Switch	Floor	See P2 Guidance Notes - Note 13.	n/a		
		DSR	7	4	28	16	NA	Transfer Air	NA	No	NA	Tanked & potable	Ex	0	3	Negative	-	43	60	100	NA	NA	A	80	Switch	Floor	See P2 Guidance Notes - Note 13.	n/a		
		EEG Recording Room (1)	16	3	28	18	NA	Rad.Panels	TRV Remote Head Adj.	yes	CW Cassette	NA	S & Ex	3	3	Balanced	G4	43	-	300	NA	NA	A	80	Switch	Desk	Electroencephalography (EEG), See P2 Guidance Notes - Note 5.	n/a		
		& wash	5.3	47	28	18	NA	Transfer Air	NA	No	NA	Tanked & potable	Ex	0	10	Negative	-	43	41	200	NA	NA	A	80	PIR	Floor	See P2 Guidance Notes - Note 5.	n/a		
		Evoked Potential Recording Room	16	1	28	18	NA	Rad.Panels	TRV Remote Head Adj.	yes	CW Cassette	NA	S & Ex	3	3	Balanced	G4	43	-	300	NA	NA	A	80	Switch	Desk	See P2 Guidance Notes - Note 5.	n/a		
		Family Sitting Room (15 people)	27	1	28	18	NA	Rad.Panels	TRV Remote Head Adj.	yes	Air Systems	NA	S & Ex	4	4	Balanced	G4	43	-	200	NA	NA	A	80	Switch	Floor	See P2 Guidance Notes - Note 13.	n/a		
		Food Prep Area	24	1	28	18	40-60%	Transfer Air	NA	No	NA	Tanked & potable	S & Ex	4	6	Negative	-	43	60	300	NA	NA	A	80	Switch	Desk	See P2 Guidance Notes - Note 13.	n/a		
		Interview Room	9	5	28	18	NA	Rad.Panels	TRV Remote Head Adj.	yes	Air Systems	Tanked & potable	S & Ex	4	4	Balanced	G4	43	-	300	NA	NA	A	80	Switch	Desk	See P2 Guidance Notes - Note 5.	n/a		
		Interview Rooms/Breakout space	9	1	28	18	NA	Rad.Panels	TRV Remote Head Adj.	yes	Air Systems	Tanked & potable	S & Ex	4	4	Balanced	G4	43	-	300	NA	NA	A	80	Switch	Desk	See P2 Guidance Notes - Note 5.	n/a		
		Isolation Bedroom Entrance Lobby	4	9	25	18	NA	Supply Air Reheat	BMS Adjustable Sensor	yes	Air Systems	NA	HBN4	-	-	Positive	F7	43	41	200	NA	NA	A	80	PIR	Floor	see Note (i) this page re HBN 4	n/a		
		Kitchen/Lounge/Social Space	25	1	28	18	NA	Rad.Panels	TRV Remote Head Adj.	yes	Air Systems	Tanked & potable	S & Ex	6	8	Negative	-	43	41	300	NA	NA	A	80	Switch	Desk	See P2 Guidance Notes - Note 13.	n/a		
		Linen Bay (1 trolley)	1.5	2	NA	16	NA	Transfer Air	NA	No	NA	Transfer air	0	0	Balanced	-	43	-	100	NA	NA	A	80	switch	Trolley/Bed	See P2 Guidance Notes - Note 13.	n/a			
		Linen Bay (2 trolleys)	3	2	NA	16	NA	Transfer Air	NA	No	NA	Transfer air	0	0	Balanced	-	43	-	100	NA	NA	A	80	switch	Trolley/Bed	See P2 Guidance Notes - Note 13.	n/a			
		Media Room	12	1	28	18	NA	Rad.Panels	TRV Remote Head Adj.	yes	Air Systems	Tanked & potable	S & Ex	4	4	Balanced	G4	43	-	300	NA	NA	A	80	Switch	Floor	See P2 Guidance Notes - Note 5.	n/a		
		Multi Bed Room: 4 beds & 2 Chairs	72.5	1	28	18	NA	Rad.Panels	TRV Remote Head Adj.	yes	Air Systems	Tanked & potable	S	4	0	Positive	G4	43	41	100	5	300	A	80	Switch/Dimmer	Floor/Bed	See P2 Guidance Notes - Note 5.	1		
		Multi-Disciplinary Office	18	3	28	18	NA	Rad.Panels	TRV Remote Head Adj.	yes	Air Systems	NA	S & Ex	3	3	Balanced	G4	43	-	300	NA	NA	A	80	Switch	Desk	See P2 Guidance Notes - Note 13.	n/a		
		Multi-Discipline Office	18	1	28	18	NA	Rad.Panels	TRV Remote Head Adj.	yes	Air Systems	NA	S & Ex	3	3	Balanced	G4	43	-	300	NA	NA	A	80	Switch	Desk	See P2 Guidance Notes - Note 13.	n/a		
		Nappy Change Room	6	1	28	18	NA	Rad.Panels	TRV Remote Head Adj.	No	NA	Tanked & potable	Ex	0	10	Negative	-	43	41	200	NA	NA	A	80	PIR	Floor	See P2 Guidance Notes - Note 5.	n/a		
		Office - clinical staff	40	2	28	18	NA	Rad.Panels	TRV Remote Head Adj.	yes	Air Systems	NA	S & Ex	3	3	Balanced	G4	43	-	300	NA	NA	A	80	Switch	Desk	See P2 Guidance Notes - Note 13.	n/a		
		Office - consultants	35	2	28	18	NA	Rad.Panels	TRV Remote Head Adj.	yes	Air Systems	NA	S & Ex	3	3	Balanced	G4	43	-	300	NA	NA	A	80	Switch	Desk	See P2 Guidance Notes - Note 13.	n/a		
		Office - secretarial	20	2	28	18	NA	Rad.Panels	TRV Remote Head Adj.	yes	Air Systems	NA	S & Ex	3	3	Balanced	G4	43	-	300	NA	NA	A	80	Switch	Desk	See P2 Guidance Notes - Note 13.	n/a		
		Office/Ante-Room	9	1	28	18	40-60%	Rad.Panels	TRV Remote Head Adj.	yes	Air Systems	NA	S & Ex	3	3	Balanced	G4	43	-	300	NA	NA	A	80	Switch	Desk	See P2 Guidance Notes - Note 13.	n/a		
		Pantry	8	4	28	18	NA	Transfer Air	NA	No	NA	Tanked & potable	Ex	0	3	Negative	-	43	41	100	NA	NA	A	80	PIR	Floor	See P2 Guidance Notes - Note 13.	n/a		
		Parents' Room	10	2	28	18	NA	Rad.Panels	TRV Remote Head Adj.	yes	Air Systems	Tanked & potable	S & Ex	3	3	Balanced	G4	43	41	200	NA	NA	A	80	Switch	Floor	See P2 Guidance Notes - Note 13.	n/a		
		Patient Preparation Room (2)	16	1	28	18	NA	Rad.Panels	TRV Remote Head Adj.	yes	Air Systems	NA	S & Ex	10	10	Balanced	F7	43	-	300	NA	NA	A	80	Switch	Couch	See P2 Guidance Notes - Note 5.	n/a		
		Patients' Assisted Bathroom	14	4	28	18	NA	Transfer Air	NA	No	NA	Tanked & potable	Ex	0	10	Negative	-	43	44	200	NA	NA	A	80	PIR	Floor	See P2 Guidance Notes - Note 5.	n/a		
		Primary Classroom	27	1	28	18	NA	Rad.Panels	TRV Remote Head Adj.	yes	Air Systems	Tanked & potable	S & Ex	4	4	Balanced	G4	43	41	300	NA	NA	A	80	Switch	Floor	See P2 Guidance Notes - Note 5.	n/a		
		Quiet / Play / Study Room	25	1	28	18	NA	Rad.Panels	TRV Remote Head Adj.	yes	Air Systems	Tanked & potable	S & Ex	3	3	Balanced	G4	43	41	300	NA	NA	A	80	Switch	Desk	See P2 Guidance Notes - Note 5.	n/a		
		Quiet Room / Study	10	2	28	18	NA	Rad.Panels	TRV Remote Head Adj.	yes	Air Systems	Tanked & potable	S & Ex	3	3	Balanced	G4	43	41	300	NA	NA	A	80	Switch	Desk	See P2 Guidance Notes - Note 5.	n/a		
		Reception	3	4	28	18	NA	Rad.Panels	TRV Remote Head Adj.	yes	Air Systems	NA	S	3	0	Positive	G4	43	-	500	NA	NA	A	80	Switch	Desk	Notes - Note 13.	n/a		
		Rehab room	30	1	28	18	NA	Rad.Panels	TRV Remote Head Adj.	yes	Air Systems	Tanked & potable	S & Ex	4	6	Negative	G4	43	41	300	NA	NA	A	80	Switch	Floor	See P2 Guidance Notes - Note 13.	0		
		Reporting Room	10																											

Dept Code	Room No	Room Name	Area		Temperature		Relative Humidity	Heating		Cooling	Cooling	Cold	Ventilation				Safety temperatures		Lighting						Notes	Medical Location Group		
			(m2)	No	Design Maximum deg C	Design Minimum deg C		% RH	Type				Control	Type	Water	Type	Supply ac/hr	Extract ac/hr	Relative Pressure	Min Filtration	Surface deg C	Water deg C	Normal lux	Night lux			Local lux	Standby Grade
		Store - Feeds	8	1	28	16	NA	Rad.Panels	TRV Remote Head Adj.	No	NA	NA	Ex	0	3	Negative	-	43	-	200	NA	NA	A	80	PIR	Floor	See P2 Guidance Notes - Note 13.	n/a
		Store - General	12	4	28	16	NA	Rad.Panels	TRV Remote Head Adj.	No	NA	NA	Ex	0	3	Negative	-	43	-	200	NA	NA	A	80	PIR	Floor	See P2 Guidance Notes - Note 13.	n/a
		Store / Records	20	1	28	16	NA	Rad.Panels	TRV Remote Head Adj.	No	NA	NA	Ex	0	3	Negative	-	43	-	200	NA	NA	A	80	PIR	Floor	See P2 Guidance Notes - Note 13.	n/a
		Touchdown base	2	13	NA	16	NA	Transfer Air	NA	No	NA	NA	Transfer air	0	0	Balanced	-	43	-	300	NA	NA	A	80	Switch	desk	See P2 Guidance Notes - Note 13.	n/a
		Treatment Room	16	5	28	18	NA	Rad.Panels	TRV Remote Head Adj.	yes	Air Systems	Tanked & potable	S & Ex	10	10	Balanced	F7	43	41	500	NA	1,000	A	80	Switch	Trolley/Bed	See P2 Guidance Notes - Note 5.	1
		VTEM/Ambulatory Review Room	10	1	28	18	NA	Rad.Panels	TRV Remote Head Adj.	yes	CW Cassette	Tanked & potable	S & Ex	3	3	Balanced	G4	43	-	300	NA	NA	A	80	Switch	Desk	See P2 Guidance Notes - Note 5.	n/a
		Waiting Area	15	2	28	18	NA	Rad.Panels	TRV Remote Head Adj.	No	NA	NA	S & Ex	3	3	Balanced	G4	43	-	200	NA	NA	A	90	Switch	Floor	See P2 Guidance Notes - Note 5.	n/a
		Ward Manager Office	9	4	28	18	NA	Rad.Panels	TRV Remote Head Adj.	yes	Air Systems	NA	S & Ex	3	3	Balanced	G4	43	-	300	NA	NA	A	80	Switch	Desk	See P2 Guidance Notes - Note 13.	n/a
		Wash room	5	1	28	18	NA	Transfer Air	NA	No	NA	Tanked & potable	Ex	0	10	Negative	-	43	41	200	NA	NA	A	80	PIR	Floor	See P2 Guidance Notes - Note 5.	n/a
		WC - ambulant	3	1	28	18	NA	Transfer Air	NA	No	NA	Tanked & potable	Ex	0	10	Negative	-	43	41	200	NA	NA	A	80	PIR	Floor	See P2 Guidance Notes - Note 5.	n/a
		WC - Staff	3	4	28	18	NA	Transfer Air	NA	No	NA	Tanked & potable	Ex	0	10	Negative	-	43	41	200	NA	NA	A	80	PIR	Floor	See P2 Guidance Notes - Note 13.	n/a
		WC - Staff	3	1	28	18	NA	Transfer Air	NA	No	NA	Tanked & potable	Ex	0	10	Negative	-	43	41	200	NA	NA	A	80	PIR	Floor	See P2 Guidance Notes - Note 13.	n/a
		WC - Wheelchair accessible	4.5	5	28	18	NA	Transfer Air	NA	No	NA	Tanked & potable	Ex	0	10	Negative	-	43	41	200	NA	NA	A	80	PIR	Floor	See P2 Guidance Notes - Note 5.	n/a
		Wet Room/Assisted bathroom	14	1	28	18	NA	Transfer Air	NA	No	NA	Tanked & potable	Ex	0	10	Negative	-	43	44	200	NA	NA	A	80	PIR	Floor	See P2 Guidance Notes - Note 5.	n/a
		Wetroom	14	2	28	18	NA	Transfer Air	NA	No	NA	Tanked & potable	Ex	0	10	Negative	-	43	41	200	NA	NA	A	80	PIR	Floor	See P2 Guidance Notes - Note 5.	n/a
		X-Ray / Ultrasound Bay	4	1	NA	16	NA	Transfer Air	NA	No	NA	NA	Transfer air	0	0	Balanced	-	43	-	100	NA	NA	A	80	switch	Trolley/Bed	See P2 Guidance Notes - Note 5.	n/a

Notes

- a) Linen Bay recess to be treated as part of room.
- b) Mobile Equipment Bay Recess to be treated as part of room
- c) Recess Trolley Area Recess to be treated as part of room
- d) Consult Exam Room - note 10ac/hr not allowed for unless room title listed as Treatment Room.
- e) Reception & Waiting Combined
- f) Internal Temperatures should not exceed 28 deg C (db) for more than 50hrs per year
- g) Offices assumed to have openable windows without 100mm restrictors for natural ventilation .
- h) Staff Rest assumed to have openable windows without 100mm restrictors for natural ventilation and occupancy factor of 0.8.
- i) Note that Isolation Suite ventilation solutions for this project shall follow HBN 4 Supplement 1 Section 4 Item 4.8 Guidance i.e. A common departmental AHU shall be employed to provide supply air ventilation (and shall therefore employ duty & standby motors) Isolation Rooms En Suite Extracts shall be provided with an independent Isolation Room toilet extract ventilation system. Isolation Rooms En Suite Extracts shall be provided with either externally located 3 mtr high discharge stack in a safe location or with extract filters (H14) within a safe change housing outside the building on the suction side of the fan. Heating Isolation Suites shall be provided via the ventilation system i.e via ducted reheat batteries. The Lobby air supply terminal shall be a type into which a hepa filter can be fitted. Output Spec to confirm specific location of proper isolation rooms

NHS Lothian.....

BAM.....

Dept Code	Room No	Room Name	Area (m2)	No	Temperature		Relative Humidity % RH	Heating		Cooling	Cooling Type	Ventilation				Safety temperatures		Lighting						Notes	Medical Location Group			
					Design Maximum deg C	Design Minimum deg C		Type	Control			Water	Type	Supply ac/hr	Extract ac/hr	Relative Pressure	Min Filtration	Surface deg C	Water deg C	Normal lux	Night lux	Local lux	Standby Grade			Colour Rendering	Control	Plane
		A&C Staff Office/Appliance Officer	45	1	28	18	NA	Rad.Panels	TRV Remote Head Adj.	yes	Air Systems	NA	S & Ex	4	4	Balanced	G4	43	-	300	NA	NA	A	80	Switch	Desk	See P2 Guidance Notes - Note 13.	n/a
		ABR Room	16	1	28	18	NA	Rad.Panels	TRV Remote Head Adj.	yes	CW Cassette	NA	S & Ex	3	3	Balanced	G4	43	-	300	NA	NA	A	80	Switch	Desk	Auditory brainstem response - See P2 Guidance Notes - Note 5.	n/a
		Admin Office	15	2	28	18	NA	Rad.Panels	TRV Remote Head Adj.	yes	Air Systems	NA	S & Ex	4	4	Balanced	G4	43	-	300	NA	NA	A	80	Switch	Desk	See P2 Guidance Notes - Note 13.	n/a
		Baby/Infant Feeding Room	4	1	28	18	NA	Rad.Panels	TRV Remote Head Adj.	yes	Air Systems	NA	S	3	0	Positive	G4	43	41	200	NA	NA	A	80	Dimmer	Floor	See P2 Guidance Notes - Note 5.	n/a
		Beverage Bay	3	1	28	18	NA	Transfer Air	NA	No	NA	Tanked & potable	Ex	0	5	Negative	-	43	41	100	NA	NA	A	80	PIR	worktop	See P2 Guidance Notes - Note 13.	n/a
		C/E Orthoptic (6 metre room)	15.5	4	28	18	NA	Rad.Panels	TRV Remote Head Adj.	yes	Air Systems	Tanked & potable	S	3	0	Positive	G4	43	41	300	NA	NA	A	80	Switch	Floor	See P2 Guidance Notes - Note 5.	1
		Cardio-Vascular Equipment Room	30	1	28	18	NA	Rad.Panels	TRV Remote Head Adj.	yes	Air Systems	NA	S & Ex	3	3	Balanced	G4	43	-	300	NA	NA	A	80	Switch	Desk	See P2 Guidance Notes - Note 13.	n/a
		Changing Cubicle	4	2	28	18	NA	Rad.Panels	TRV Remote Head Adj.	yes	Air Systems	NA	S	5	0	Positive	G4	43	-	100-150	NA	NA	A	80	PIR	Floor	See P2 Guidance Notes - Note 5.	n/a
		Child Protection Room	19.8	2	28	18	NA	Rad.Panels	TRV Remote Head Adj.	yes	Air Systems	Tanked & potable	S & Ex	3	3	Balanced	G4	43	41	300	NA	NA	A	80	Switch	desk	See P2 Guidance Notes - Note 5.	n/a
		Clean Utility	12	3	28	18	NA	Rad.Panels	TRV Remote Head Adj.	yes	Air Systems	Tanked & potable	S	6	0	Positive	G4	43	41	150	NA	NA	A	80	PIR	Desk	See P2 Guidance Notes - Note 13.	n/a
		Consult/Examination	15.5	26	28	18	NA	Rad.Panels	TRV Remote Head Adj.	yes	Air Systems	Tanked & potable	S & Ex	3	3	Balanced	G4	43	41	300	NA	1000	A	80	PIR	Couch	See P2 Guidance Notes - Note 5.	1
		Consult/Examination - Soundproofed	16	1	28	18	NA	Rad.Panels	TRV Remote Head Adj.	yes	CW Cassette	Tanked & potable	S & Ex	3	3	Balanced	G4	43	41	300	NA	1000	A	80	PIR	Couch	See P2 Guidance Notes - Note 5.	1
		Consult/Examination - Soundproofed (Audiology)	16	1	28	18	NA	Rad.Panels	TRV Remote Head Adj.	yes	CW Cassette	Tanked & potable	S & Ex	3	3	Balanced	G4	43	41	300	NA	1000	A	80	PIR	Couch	See P2 Guidance Notes - Note 5.	1
		Consult/Examination (Ophthalmology)	15.5	1	28	18	NA	Rad.Panels	TRV Remote Head Adj.	yes	Air Systems	Tanked & potable	S & Ex	3	3	Balanced	G4	43	41	300	NA	1000	A	80	PIR	Couch	See P2 Guidance Notes - Note 5.	1
		Consult/Multi-Disciplinary	24	2	28	18	NA	Rad.Panels	TRV Remote Head Adj.	yes	Air Systems	Tanked & potable	S & Ex	3	3	Balanced	G4	43	41	300	NA	1000	A	80	PIR	Couch	See P2 Guidance Notes - Note 5.	1
		Dirty Utility	11	4	28	18	NA	Transfer Air	NA	No	NA	Tanked & potable	Ex	0	6	Negative	-	43	60	200	NA	NA	A	80	PIR	Desk	See P2 Guidance Notes - Note 13.	n/a
		Disposal Hold	10	4	28	16	NA	Transfer Air	NA	No	NA	-	Ex	0	10	Negative	-	43	-	200	NA	NA	A	80	PIR	Floor	See P2 Guidance Notes - Note 13.	n/a
		Domiciliary Sleep Studies	12	1	28	21	NA	Rad.Panels	TRV Remote Head Adj.	yes	Air Systems	Tanked & potable	S & Ex	3	3	Balanced	G4	43	41	300	NA	NA	A	80	Switch	Couch	See P2 Guidance Notes - Note 5.	n/a
		Dressings Room (burns)	16	2	28	18	NA	Rad.Panels	TRV Remote Head Adj.	yes	Air Systems	Tanked & potable	S & Ex	10	10	Balanced	F7	43	41	300	NA	1,000	A	80	Switch	Trolley/Bed	See P2 Guidance Notes - Note 5.	1
		Dressings Waiting Area	12	1	28	18	NA	Rad.Panels	TRV Remote Head Adj.	yes	Air Systems	NA	S & Ex	3	3	Balanced	G4	43	-	200	NA	NA	A	80	Switch	Floor	See P2 Guidance Notes - Note 5.	n/a
		DSR	7	3	28	16	NA	Transfer Air	NA	No	NA	Tanked & potable	Ex	0	3	Negative	-	43	60	100	NA	NA	A	80	Switch	Floor	See P2 Guidance Notes - Note 13.	n/a
		ECG Procedure Room	12	1	28	18	NA	Rad.Panels	TRV Remote Head Adj.	yes	Air Systems	Tanked & potable	S & Ex	3	3	Balanced	G4	43	41	300	NA	1000	A	80	Switch	Couch	See P2 Guidance Notes - Note 5.	2
		Echocardiography Room	20	1	28	18	NA	Rad.Panels	TRV Remote Head Adj.	yes	CW Cassette	Tanked & potable	S & Ex	3	3	Balanced	G4	43	41	500	NA	1000	A	80	Switch	Couch	See P2 Guidance Notes - Note 5.	2
		En Suite WC / WHB	4.5	2	28	18	NA	Transfer Air	NA	No	NA	Tanked & potable	Ex	0	10	Negative	-	43	41	200	NA	NA	A	80	PIR	Floor	See P2 Guidance Notes - Note 5.	n/a
		Equipment Decontamination	10	1	28	18	NA	Rad.Panels	TRV Remote Head Adj.	No	-	-	Ex	0	10	Negative	-	43	41	300	NA	NA	A	80	Switch	Floor	See P2 Guidance Notes - Note 13.	n/a
		Examination Room: Fields test	16	1	28	18	NA	Rad.Panels	TRV Remote Head Adj.	yes	CW Cassette	Tanked & potable	S & Ex	3	3	Balanced	G4	43	41	300	NA	1000	A	80	Switch	Couch	See P2 Guidance Notes - Note 5.	1
		Exercise Room/Lung Function Laboratory	22	1	28	18	NA	Rad.Panels	TRV Remote Head Adj.	yes	CW Cassette	Tanked & potable	S & Ex	4	4	Balanced	G4	43	41	500	NA	NA	A	80	Switch	Floor	See P2 Guidance Notes - Note 13.	1
		Exercise Tolerance Test Room	20	1	28	18	NA	Rad.Panels	TRV Remote Head Adj.	yes	Air Systems	Tanked & potable	S & Ex	4	4	Balanced	G4	43	41	300	NA	NA	A	80	Switch	Floor	See P2 Guidance Notes - Note 5.	1
		Infant measuring room	6	2	28	18	NA	Rad.Panels	TRV Remote Head Adj.	yes	Air Systems	Tanked & potable	S	4	0	Positive	G4	43	41	300	NA	NA	A	80	Switch	Couch	See P2 Guidance Notes - Note 5.	1
		Interview Room	9	3	28	18	NA	Rad.Panels	TRV Remote Head Adj.	yes	Air Systems	NA	S & Ex	4	4	Balanced	G4	43	-	300	NA	NA	A	80	Switch	Desk	See P2 Guidance Notes - Note 5.	n/a
		Interview Room (Dietetics)	9	2	28	18	NA	Rad.Panels	TRV Remote Head Adj.	yes	Air Systems	NA	S & Ex	4	4	Balanced	G4	43	-	300	NA	NA	A	80	Switch	Desk	See P2 Guidance Notes - Note 5.	n/a
		Interview, Counselling & Quiet Room	9	1	28	18	NA	Rad.Panels	TRV Remote Head Adj.	yes	Air Systems	NA	S & Ex	4	4	Balanced	G4	43	-	300	NA	NA	A	80	Switch	Desk	See P2 Guidance Notes - Note 5.	n/a
		Laboratory	10	1	28	18	NA	Rad.Panels	TRV Remote Head Adj.	yes	Air Systems	Tanked & potable	S & Ex	6	6	Balanced	G4	43	41	500	NA	NA	A	80	Switch	Bench	See P2 Guidance Notes - Note 13.	n/a
		Large Distraction Free Treatment Room (SALT)	20	1	28	18	NA	Rad.Panels	TRV Remote Head Adj.	yes	Air Systems	Tanked & potable	S & Ex	10	10	Balanced	F7	43	41	500	NA	1,000	A	80	Switch	Trolley/Bed	See P2 Guidance Notes - Note 5.	1
		Large Gymnasium	60	1	28	18	NA	Rad.Panels	TRV Remote Head Adj.	yes	Air Systems	Tanked & potable	S & Ex	4	5	Negative	G4	43	41	300	NA	NA	A	80	Switch	Floor	See P2 Guidance Notes - Note 5.	0
		Linen Bay (1 trolley)	1.5	4	NA	16	NA	Transfer Air	NA	No	NA	NA	Transfer air	0	0	Balanced	-	43	-	100	NA	NA	A	80	Switch	Trolley/Bed	See P2 Guidance Notes - Note 13.	n/a
		Lung Function Laboratory	28	1	28	18	NA	Rad.Panels	TRV Remote Head Adj.	yes	CW Cassette	Tanked & potable	S & Ex	4	4	Balanced	-	43	41	500	NA	NA	A	80	Switch	Bench	See P2 Guidance Notes - Note 5.	n/a
		Main A&D Waiting Area (incl supervised play) with Nurse Base	29	1	28	18	NA	Rad.Panels	TRV Remote Head Adj.	yes	Air Systems	NA	S & Ex	3	3	Balanced	G4	43	-	300	NA	NA	A	80	Dimmer	Desk	See P2 Guidance Notes - Note 5.	n/a
		Main Waiting Area	15	1	28	18	NA	Rad.Panels	TRV Remote Head Adj.	yes	Air Systems	NA	S & Ex	3	3	Balanced	G4	43	-	200	NA	NA	A	80	Switch	Floor	See P2 Guidance Notes - Note 5.	n/a
		Meeting Room	15	1	28	18	NA	Rad.Panels	TRV Remote Head Adj.	yes	CW Cassette	Tanked & potable	S & Ex	4	4	Balanced	G4	43	-	300	NA	NA	A	80	Switch	Desk	See P2 Guidance Notes - Note 13.	n/a
		Mobile Inter-oral Storage	6	1	28	16	NA	Rad.Panels	TRV Remote Head Adj.	No	NA	NA	Ex	0	2	Negative	-	43	-	200	NA	NA	A	80	PIR	Floor	See P2 Guidance Notes - Note 13.	n/a
		Mould Room	9	1	28	18	NA	Rad.Panels	TRV Remote Head Adj.	yes	Air Systems	Tanked & potable	S	4	0	Positive	G4	43	41	300	NA	1000	A	80	Switch	Couch	See P2 Guidance Notes - Note 13.	n/a
		Multi Bed Room: day care, 3 beds	40.5	1	28	18	NA	Rad.Panels	TRV Remote Head Adj.	yes	Air Systems	Tanked & potable	S	4	0	Positive	G4	43	41	100	5	300	A	80	witch/Dimmer	Floor/Bed	See P2 Guidance Notes - Note 5.	1
		Obs/Control	8	2	25	18	NA	Rad.Panels	TRV Remote Head Adj.	yes	CW Cassette	-	S	3	0	Positive	G4	43	-	300	NA	NA	A	80	Dimmer	Desk	See P2 Guidance Notes - Note 13.	n/a
		Office - 2 person	12	1	28	18	NA	Rad.Panels	TRV Remote Head Adj.	yes	Air Systems	NA	S & Ex	3	3	Balanced	G4	43	-	300	NA	NA	A	80	Switch	Desk	See P2 Guidance Notes - Note 13.	n/a
		Office - 4 person (2 hot desks)	20	1	28	18	NA	Rad.Panels	TRV Remote Head Adj.	yes	Air Systems	NA	S & Ex	3	3	Balanced	G4	43	-	300	NA	NA	A	80	Switch	Desk	See P2 Guidance Notes - Note 13.	n/a
		Office - Physio/Diet Mgrs	10	1	28	18	NA	Rad.Panels	TRV Remote Head Adj.	yes	Air Systems	NA	S & Ex	3	3	Balanced	G4	43	-	300	NA	NA	A	80	Switch	Desk	See P2 Guidance Notes - Note 13.	n/a
		Office - SLT/OT (2 Person)	10	1	28	18	NA	Rad.Panels	TRV Remote Head Adj.	yes	Air Systems	NA	S & Ex	3	3	Balanced	G4	43	-	300	NA	NA	A	80	Switch	Desk	See P2 Guidance Notes - Note 13.	n/a
		Office and Storage 2 staff	12	1	28	18	NA	Rad.Panels	TRV Remote Head Adj.	yes	Air Systems	NA	S & Ex	3	3	Balanced	G4	43	-	300	NA	NA	A	80	Switch	Desk	See P2 Guidance Notes - Note 13.	n/a
		Open Plan Office	40	1	28	18	NA	Rad.Panels	TRV Remote Head Adj.	yes	Air Systems	NA	S & Ex	3	3	Balanced	G4</											

Dept Code	Room No	Room Name	Area		Temperature		Relative	Heating		Cooling	Cooling	Cold	Ventilation				Safety temperatures		Lighting						Notes	Medical Location		
			(m2)	No	Design Maximum	Design Minimum	Humidity	Type	Control	Type	Type	Water	Type	Supply	Extract	Relative	Min	Surface	Water	Normal	Night	Local	Standby	Colour	Control	Plane	Group	
			deg C	deg C	% RH								ac/hr	ac/hr	Pressure	Filtration	deg C	deg C	lux	lux	lux	Grade	Rendering					
		Single Workstation Pod (2 chairs)	6	4	28	18	NA	Rad.Panels	TRV Remote Head Adj.	yes	Air Systems	NA	S & Ex	3	3	Balanced	G4	43	-	300	NA	NA	A	80	PIR	Desk	See P2 Guidance Notes - Note 13.	n/a
		Splinting / Casting Room	18	1	28	18	NA	Rad.Panels	TRV Remote Head Adj.	yes	Air Systems	Tanked & potable	S & Ex	6	6	Balanced	F7	43	41	300	NA	1,000	A	80	Switch	Couch	See P2 Guidance Notes - Note 5.	1
		Staff Office (all specialties)	16	9	28	18	NA	Rad.Panels	TRV Remote Head Adj.	yes	Air Systems	NA	S & Ex	3	3	Balanced	G4	43	-	300	NA	NA	A	80	Switch	Desk	See P2 Guidance Notes - Note 13.	n/a
		Staff rest room - 30 person	48	1	28	18	NA	Rad.Panels	TRV Remote Head Adj.	yes	Air Systems	Tanked & potable	S & Ex	6	8	Negative	G4	43	41	200	NA	NA	A	80	Switch	Floor	See P2 Guidance Notes - Note 13.	n/a
		Standard Distraction Free Treatment Room (OT)	15	1	28	18	NA	Rad.Panels	TRV Remote Head Adj.	yes	Air Systems	Tanked & potable	S & Ex	10	10	Balanced	F7	43	41	300	NA	1,000	A	80	Switch	Trolley/Bed	See P2 Guidance Notes - Note 5.	1
		Standard Distraction Free Treatment Room (SALT)	15	2	28	18	NA	Rad.Panels	TRV Remote Head Adj.	yes	Air Systems	Tanked & potable	S & Ex	10	10	Balanced	F7	43	41	300	NA	1,000	A	80	Switch	Trolley/Bed	See P2 Guidance Notes - Note 5.	1
		Standard Treatment Room (Physio)	15	3	28	18	NA	Rad.Panels	TRV Remote Head Adj.	yes	Air Systems	Tanked & potable	S & Ex	10	10	Balanced	F7	43	41	300	NA	1,000	A	80	Switch	Trolley/Bed	See P2 Guidance Notes - Note 5.	1
		Store	15	1	28	18	NA	Transfer Air	NA	No	NA	Tanked & potable	Ex	0	3	Negative	-	43	41	200	NA	NA	A	80	PIR	Floor	See P2 Guidance Notes - Note 13.	n/a
		Store - Dietetic	7.3	3	28	18	NA	Transfer Air	NA	No	NA	Tanked & potable	Ex	0	3	Negative	-	43	41	200	NA	NA	A	80	PIR	Floor	See P2 Guidance Notes - Note 13.	n/a
		Store - Doppler	2	1	28	18	NA	Transfer Air	NA	No	NA	Tanked & potable	Ex	0	3	Negative	-	43	41	200	NA	NA	A	80	PIR	Floor	See P2 Guidance Notes - Note 13.	n/a
		Store - Dressings	2	1	28	18	NA	Transfer Air	NA	No	NA	Tanked & potable	Ex	0	3	Negative	-	43	41	200	NA	NA	A	80	PIR	Floor	See P2 Guidance Notes - Note 13.	n/a
		Store - Equipment	9	1	28	18	NA	Transfer Air	NA	No	NA	Tanked & potable	Ex	0	3	Negative	-	43	41	200	NA	NA	A	80	PIR	Floor	See P2 Guidance Notes - Note 13.	n/a
		Store - Equipment (for shared C/E rooms)	12	1	28	18	NA	Transfer Air	NA	No	NA	Tanked & potable	Ex	0	3	Negative	-	43	41	200	NA	NA	A	80	PIR	Floor	See P2 Guidance Notes - Note 13.	n/a
		Store - Equipment / General	6	4	28	18	NA	Transfer Air	NA	No	NA	Tanked & potable	Ex	0	3	Negative	-	43	41	200	NA	NA	A	80	PIR	Floor	See P2 Guidance Notes - Note 13.	n/a
		Store - General	15	2	28	18	NA	Transfer Air	NA	No	NA	Tanked & potable	Ex	0	3	Negative	-	43	41	200	NA	NA	A	80	PIR	Floor	See P2 Guidance Notes - Note 13.	n/a
		Store - OT	10	5	28	18	NA	Transfer Air	NA	No	NA	Tanked & potable	Ex	0	3	Negative	-	43	41	200	NA	NA	A	80	PIR	Floor	See P2 Guidance Notes - Note 13.	n/a
		Store - Physio	35	4	28	18	NA	Transfer Air	NA	No	NA	Tanked & potable	Ex	0	3	Negative	-	43	41	200	NA	NA	A	80	PIR	Floor	See P2 Guidance Notes - Note 13.	n/a
		Store - Plaster	6	1	28	18	NA	Transfer Air	NA	No	NA	Tanked & potable	Ex	0	3	Negative	-	43	41	200	NA	NA	A	80	PIR	Floor	See P2 Guidance Notes - Note 13.	n/a
		Store - SALT	8	2	28	18	NA	Transfer Air	NA	No	NA	Tanked & potable	Ex	0	3	Negative	-	43	41	200	NA	NA	A	80	PIR	Floor	See P2 Guidance Notes - Note 13.	n/a
		Store - TIP	12	1	28	18	NA	Transfer Air	NA	No	NA	Tanked & potable	Ex	0	3	Negative	-	43	41	200	NA	NA	A	80	PIR	Floor	See P2 Guidance Notes - Note 13.	n/a
		Store Room	8	1	28	18	NA	Transfer Air	NA	No	NA	Tanked & potable	Ex	0	3	Negative	-	43	41	200	NA	NA	A	80	PIR	Floor	See P2 Guidance Notes - Note 13.	n/a
		Sub Waiting Area (incl supervised play) with Nurse Base	38	3	28	18	NA	Rad.Panels	TRV Remote Head Adj.	yes	Air Systems	NA	S & Ex	3	3	Balanced	G4	43	-	300	NA	NA	A	80	Dimmer	Floor	See P2 Guidance Notes - Note 5.	n/a
		Sub Wait	4.5	1	28	18	NA	Rad.Panels	TRV Remote Head Adj.	yes	Air Systems	NA	S & Ex	3	3	Balanced	G4	43	-	300	NA	NA	A	80	Dimmer	Floor	See P2 Guidance Notes - Note 5.	n/a
		Surgery (multi-disciplinary)	20	1	28	18	NA	Rad.Panels	TRV Remote Head Adj.	yes	Air Systems	Tanked & potable	S & Ex	10	10	Balanced	F7	43	41	500	NA	1,000	A	80	Switch	Trolley/Bed	See P2 Guidance Notes - Note 5.	1
		Surgery (standard)	19	3	28	18	NA	Rad.Panels	TRV Remote Head Adj.	yes	Air Systems	Tanked & potable	S & Ex	10	10	Balanced	F7	43	41	500	NA	1,000	A	80	Switch	Trolley/Bed	See P2 Guidance Notes - Note 5.	1
		Team Leader Office	30	1	28	18	NA	Rad.Panels	TRV Remote Head Adj.	yes	Air Systems	NA	S & Ex	3	3	Balanced	G4	43	-	300	NA	NA	A	80	Switch	Desk	See P2 Guidance Notes - Note 13.	n/a
		Testing/Clinic Rooms	21	2	28	18	NA	Rad.Panels	TRV Remote Head Adj.	yes	Air Systems	NA	S & Ex	4	4	Balanced	F7	43	-	300	NA	NA	A	80	Switch	Desk	See P2 Guidance Notes - Note 5.	1
		Treatment Room	15	2	28	18	NA	Rad.Panels	TRV Remote Head Adj.	yes	Air Systems	Tanked & potable	S & Ex	10	10	Balanced	F7	43	41	500	NA	1,000	A	80	Switch	Trolley/Bed	See P2 Guidance Notes - Note 5.	1
		Treatment Room (with prep area)	16	4	28	18	NA	Rad.Panels	TRV Remote Head Adj.	yes	Air Systems	Tanked & potable	S & Ex	10	10	Balanced	F7	43	41	500	NA	1,000	A	80	Switch	Trolley/Bed	See P2 Guidance Notes - Note 5.	1
		Waiting Area	22	5	28	18	NA	Rad.Panels	TRV Remote Head Adj.	yes	Air Systems	NA	S & Ex	3	3	Balanced	G4	43	-	200	NA	NA	A	80	Switch	Floor	See P2 Guidance Notes - Note 5.	n/a
		Waiting Play Area	21	2	28	18	NA	Rad.Panels	TRV Remote Head Adj.	yes	Air Systems	NA	S & Ex	3	3	Balanced	G4	43	-	200	NA	NA	A	80	Switch	Floor	See P2 Guidance Notes - Note 5.	n/a
		Ward Manager Office	9	1	28	18	NA	Rad.Panels	TRV Remote Head Adj.	yes	Air Systems	NA	S & Ex	3	3	Balanced	G4	43	-	300	NA	NA	A	80	Switch	Desk	See P2 Guidance Notes - Note 13.	n/a
		WC - Fully Accessible Changing	12.3	1	28	18	NA	Transfer Air	NA	No	NA	Tanked & potable	Ex	0	10	Negative	-	43	41	200	NA	NA	A	80	PIR	Floor	See P2 Guidance Notes - Note 5.	n/a
		WC - Specimen / Disabled	4.5	2	28	18	NA	Transfer Air	NA	No	NA	Tanked & potable	Ex	0	10	Negative	-	43	41	200	NA	NA	A	80	PIR	Floor	See P2 Guidance Notes - Note 5.	n/a
		WC - Fully Accessible Changing	7	1	28	18	NA	Transfer Air	NA	No	NA	Tanked & potable	Ex	0	10	Negative	-	43	41	200	NA	NA	A	80	PIR	Floor	See P2 Guidance Notes - Note 5.	n/a
		WC - Staff	3	8	28	18	NA	Transfer Air	NA	No	NA	Tanked & potable	Ex	0	10	Negative	-	43	41	200	NA	NA	A	80	PIR	Floor	See P2 Guidance Notes - Note 13.	n/a
		WC - Wheelchair accessible	4.5	6	28	18	NA	Transfer Air	NA	No	NA	Tanked & potable	Ex	0	10	Negative	-	43	41	200	NA	NA	A	80	PIR	Floor	See P2 Guidance Notes - Note 5.	n/a
		WC - Wheelchair accessible (patient)	4.5	1	28	18	NA	Transfer Air	NA	No	NA	Tanked & potable	Ex	0	10	Negative	-	43	41	200	NA	NA	A	80	PIR	Floor	See P2 Guidance Notes - Note 5.	n/a
		Work Room	12	1	28	18	NA	Rad.Panels	TRV Remote Head Adj.	yes	Air Systems	NA	S & Ex	3	3	Balanced	G4	43	-	300	NA	NA	A	80	Switch	Desk	See P2 Guidance Notes - Note 13.	n/a

Notes

- a) Linen Bay recess to be treated as part of room.
- b) Mobile Equipment Bay Recess to be treated as part of room
- c) Resusc Trolley Area Recess to be treated as part of room
- d) Consult Exam Room - note 10ac/hr not allowed for unless room title listed as Treatment Room.
- e) Reception & Waiting Combined
- f) Internal Temperatures should not exceed 28 deg C (db) for more than 50hrs per year
- g) Offices assumed to have openable windows without 100mm restrictors for natural ventilation.
- h) Staff Rest assumed to have openable windows without 100mm restrictors for natural ventilation and occupancy factor of 0.8.

NHS Lothian.....

BAM.....

Dept Code	Room No	Room Name	Area (m2)	Temperature		Relative Humidity	Heating		Cooling	Cooling	Cold	Ventilation				Safety temperatures		Lighting					Notes	Medical Location Group				
				Design Maximum deg C	Design Minimum deg C		Type	Control				Type	Water	Type	Supply ac/hr	Extract ac/hr	Relative Pressure	Min Filtration	Surface deg C	Water deg C	Normal lux	Night lux			Local lux	Standby Grade	Colour Rendering	Control
		4 Bed Room	63	2	28	18	NA	Rad. Panels	TRV Remote Head Adj.	yes	Air Systems	Tanked & potable	S	4	0	Positive	G4	43	41	100	5	300	A	80	witch/Dimm	Floor/Bed	See P2 Guidance Notes - Note 5. 30-200lux at night. See P2 Guidance Notes - Note 13.	1
		Admissions Suite Staff Base	4	1	28	18	NA	Rad.Panels	TRV Remote Head Adj.	yes	Air Systems	NA	S	3	0	Positive	G4	43	-	300	NA	NA	A	80	Dimmer	Desk		n/a
		Anaesthetic Room	19	6	25	18	40-60%	Supply Air Reheat	BMS Adjustable Sensor	yes	Air Systems	Tanked & potable	S & Ex	15	15	POS To corridor.	F9	43	41	500	NA	NA	A	80	Switch	Bed	See P2 Guidance Notes - Note 13.	2
		Assisted Bathroom (burns)	20	1	28	18	NA	Transfer Air	NA	No	NA	Tanked & potable	Ex	0	10	Negative	-	43	41	200	NA	NA	A	80	PIR	Floor	See P2 Guidance Notes - Note 5.	n/a
		Bath / WC / Washing	14	1	28	18	NA	Transfer Air	NA	No	NA	Tanked & potable	Ex	0	10	Negative	-	43	41	200	NA	NA	A	80	PIR	Floor	See P2 Guidance Notes - Note 5.	n/a
		Blood Bank Refrigerator Bay	4	1	25	18	NA	Rad.Panels	TRV Remote Head Adj.	yes	CW Cassette	Tanked & potable	Ex	0	5	Negative	-	43	41	200	NA	NA	A	80	PIR	Floor	See P2 Guidance Notes - Note 13.	n/a
		Changing Cubicles	4	3	28	18	NA	Rad.Panels	TRV Remote Head Adj.	yes	Air Systems	NA	S	5	0	Positive	-	43	-	100-150	NA	NA	A	80	PIR	Floor	See P2 Guidance Notes - Note 5.	n/a
		Clean Utility	12	1	28	18	NA	Rad.Panels	TRV Remote Head Adj.	yes	Air Systems	Tanked & potable	S	6	0	Positive	G4	43	41	150	NA	NA	A	80	PIR	Desk	See P2 Guidance Notes - Note 13.	n/a
		Clinical Equipment Store	28	1	28	16	NA	Rad.Panels	TRV Remote Head Adj.	No	NA	NA	Ex	0	3	Negative	-	43	-	200	NA	NA	A	80	PIR	Floor	See P2 Guidance Notes - Note 13.	n/a
		Consult/Examination	15.5	2	28	18	NA	Rad.Panels	TRV Remote Head Adj.	yes	Air Systems	Tanked & potable	S & Ex	3	3	Balanced	G4	43	41	300	NA	1000	A	80	Switch	Couch	See P2 Guidance Notes - Note 5.	1
		Day Recovery (10 places inc 2 rooms)	110	1	25	18	40-60%	Supply Air Reheat	BMS Adjustable Sensor	yes	Air Systems	Tanked & potable	S & Ex	15	15	Balanced	F7	43	41	500	NA	1000	A	80	Dimmer	Bed	See P2 Guidance Notes - Note 13.	1
		Decontaminated Scopes Store	8	1	28	16	NA	Rad.Panels	TRV Remote Head Adj.	No	NA	NA	Ex	0	10	Negative	-	43	-	200	NA	NA	A	80	PIR	Floor	See P2 Guidance Notes - Note 13.	n/a
		Dictation Area	4	2	28	18	NA	Rad.Panels	TRV Remote Head Adj.	yes	Air Systems	NA	S	4	0	Positive	G4	43	-	300	NA	NA	A	80	Switch	Desk	See P2 Guidance Notes - Note 13.	n/a
		Dirty Utility	14	1	28	18	NA	Transfer Air	NA	No	NA	Tanked & potable	Ex	0	6	Negative	-	43	60	200	NA	NA	A	80	PIR	Desk	See P2 Guidance Notes - Note 13.	n/a
		Discharge Lounge	40	1	28	18	40-60%	Rad.Panels	TRV Remote Head Adj.	yes	Air Systems	Tanked & potable	S & Ex	4	4	Balanced	G4	43	41	200	NA	NA	A	80	Switch	Floor	See P2 Guidance Notes - Note 13.	n/a
		Disposal Hold	10	2	28	16	NA	Transfer Air	NA	No	NA	Tanked & potable	Ex	0	10	Negative	-	43	-	200	NA	NA	A	80	PIR	Floor	See P2 Guidance Notes - Note 13.	n/a
		DSR	7	3	28	18	NA	Transfer Air	NA	No	NA	Tanked & potable	Ex	0	3	Negative	-	43	60	100	NA	NA	A	80	Switch	Floor	See P2 Guidance Notes - Note 13.	n/a
		En-suite Shower / WC / WHB	6	6	28	18	NA	Transfer Air	NA	No	NA	Tanked & potable	Ex	0	10	Negative	-	43	41	200	NA	NA	A	80	PIR	Floor	See P2 Guidance Notes - Note 5.	n/a
		Exit Bay	6	6	25	18	NA	Transfer Air	NA	-	Air Systems	NA	Ex	0	HTM	Negative	-	43	-	200	NA	NA	A	80	PIR	Trolley/Bed	See P2 Guidance Notes - Note 13.	n/a
		Female Staff Changing and Lockers	14	1	28	18	NA	Rad.Panels	TRV Remote Head Adj.	yes	Air Systems	Tanked & potable	S & Ex	5	4	Positive	G4	43	41	100-150	NA	NA	A	80	PIR	Floor	See P2 Guidance Notes - Note 13.	n/a
		Female Staff Shower / WC / WHB	22	1	28	18	NA	Transfer Air	NA	No	NA	Tanked & potable	Ex	0	10	Negative	-	43	41	200	NA	NA	A	80	PIR	Floor	See P2 Guidance Notes - Note 13.	n/a
		Footwear Machine Washing Area	4	1	28	18	NA	Transfer Air	NA	No	NA	NA	Ex	0	3	Negative	-	43	-	200	NA	NA	A	80	Switch	Floor	See P2 Guidance Notes - Note 13.	n/a
		General Office	12	1	28	18	NA	Rad.Panels	TRV Remote Head Adj.	yes	Air Systems	NA	S & Ex	3	3	Balanced	G4	43	-	300	NA	NA	A	80	Switch	Desk	See P2 Guidance Notes - Note 13.	n/a
		Image Intensifier Bay	4	2	28	18	NA	Transfer Air	NA	No	NA	NA	Ex	0	3	Negative	-	43	-	100	NA	NA	A	80	Switch	Floor	See P2 Guidance Notes - Note 13.	n/a
		Immediate Pre Theatre Wait	50	1	28	18	NA	Rad.Panels	TRV Remote Head Adj.	yes	Air Systems	NA	S & Ex	3	3	Balanced	G4	43	-	500	NA	NA	A	80	Switch	Desk	See P2 Guidance Notes - Note 5.	n/a
		Interview Room	9	2	28	18	NA	Rad.Panels	TRV Remote Head Adj.	yes	Air Systems	NA	S & Ex	4	4	Balanced	G4	43	-	300	NA	NA	A	90	Switch	Floor	See P2 Guidance Notes - Note 5.	n/a
		Interview Room - DCU	9	2	28	18	NA	Rad.Panels	TRV Remote Head Adj.	yes	Air Systems	NA	S & Ex	4	4	Balanced	G4	43	-	300	NA	NA	A	90	Switch	Floor	See P2 Guidance Notes - Note 5.	n/a
		Interview Room (inc Physical Measurement)	9	1	28	18	NA	Rad.Panels	TRV Remote Head Adj.	yes	Air Systems	NA	S & Ex	4	4	Balanced	G4	43	-	300	NA	NA	A	90	Switch	Floor	See P2 Guidance Notes - Note 5.	n/a
		Laboratory	8	1	28	18	NA	Rad.Panels	TRV Remote Head Adj.	yes	Air Systems	Tanked & potable	S & Ex	6	6	Balanced	G4	43	41	500	NA	NA	A	80	Switch	Bench	See P2 Guidance Notes - Note 13.	n/a
		Linen Bay (1 trolley)	1.5	3	NA	16	NA	Transfer Air	NA	No	NA	Transfer air	0	0	Balanced	-	43	-	100	NA	NA	A	80	Switch	Trolley/Bed	See P2 Guidance Notes - Note 13.	n/a	
		Lobby - distressed parents	2	1	28	18	NA	Transfer Air	NA	No	NA	NA	S	6	0	Positive	G4	43	-	200	NA	NA	A	80	PIR	Floor	See P2 Guidance Notes - Note 13.	n/a
		Locker Bay	13	1	28	18	NA	Rad.Panels	TRV Remote Head Adj.	yes	Air Systems	Tanked & potable	S & Ex	3	4	Negative	G4	43	41	200	NA	NA	A	80	PIR	Floor	See P2 Guidance Notes - Note 13.	n/a
		Male Staff Changing and Lockers	12	1	28	18	NA	Rad.Panels	TRV Remote Head Adj.	yes	Air Systems	Tanked & potable	S & Ex	5	4	Positive	G4	43	41	100-150	NA	NA	A	80	PIR	Floor	See P2 Guidance Notes - Note 13.	n/a
		Male Staff Shower / WC / WHB	18	1	28	18	NA	Transfer Air	NA	No	NA	Tanked & potable	Ex	0	10	Negative	-	43	41	200	NA	NA	A	80	PIR	Floor	See P2 Guidance Notes - Note 13.	n/a
		Medical Gas Cylinder Store	4	1	28	16	NA	Transfer Air	NA	No	NA	NA	Ex	0	10	Negative	-	43	-	200	NA	NA	A	80	PIR	Floor	Nat Vent Preferred, See P2 Guidance Notes - Note 13.	n/a
		Mobile X-Ray Bay	4	1	NA	16	NA	Transfer Air	NA	No	NA	Transfer air	0	0	Balanced	-	43	-	100	NA	NA	A	80	switch	Floor	See P2 Guidance Notes - Note 13.	n/a	
		Multidisciplinary Staff Office	18	1	28	18	NA	Rad.Panels	TRV Remote Head Adj.	yes	Air Systems	NA	S & Ex	3	3	Balanced	G4	43	-	300	NA	NA	A	80	Switch	Desk	See P2 Guidance Notes - Note 13.	n/a
		Office - Staff	25	1	28	18	NA	Rad.Panels	TRV Remote Head Adj.	yes	Air Systems	NA	S & Ex	3	3	Balanced	G4	43	-	300	NA	NA	A	80	Switch	Desk	See P2 Guidance Notes - Note 13.	n/a
		Office - Senior Nurse Theatres	9	1	28	18	NA	Rad.Panels	TRV Remote Head Adj.	yes	Air Systems	NA	S & Ex	3	3	Balanced	G4	43	-	300	NA	NA	A	80	Switch	Desk	See P2 Guidance Notes - Note 13.	n/a
		Office - Ward Mgr	9	1	28	18	NA	Rad.Panels	TRV Remote Head Adj.	yes	Air Systems	NA	S & Ex	3	3	Balanced	G4	43	-	300	NA	NA	A	80	Switch	Desk	See P2 Guidance Notes - Note 13.	n/a
		Operating Theatre	55	6	25	18	40-60%	Supply Air Reheat	BMS Adjustable Sensor	yes	Air Systems	NA	S	25	0	Positive	F7	-	-	1000	NA	10,000 - 100,000	A	90	Switch	Trolley/Bed	norm&loc lux as BSEN12464, See P2 Guidance Notes - Note 13.	2
		Pantry	8	1	28	18	NA	Transfer Air	NA	No	NA	Tanked & potable	Ex	0	3	Negative	-	43	41	100	NA	NA	A	80	Switch	Floor	See P2 Guidance Notes - Note 13.	n/a
		Pantry (DCU)	8	1	28	18	NA	Transfer Air	NA	No	NA	Tanked & potable	Ex	0	3	Negative	-	43	41	100	NA	NA	A	80	Switch	Floor	See P2 Guidance Notes - Note 13.	n/a
		Play/Sitting Area	13	1	28	18	NA	Rad.Panels	TRV Remote Head Adj.	yes	Air Systems	Tanked & potable	S & Ex	3	3	Balanced	G4	43	41	200	NA	NA	A	80	Switch	Floor	See P2 Guidance Notes - Note 5.	n/a
		Preparation Room	12	6	25	18	40-60%	Supply Air Reheat	BMS Adjustable Sensor	yes	Air Systems	NA	S	10	0	Positive	F7	43	-	500	NA	NA	A	80	Switch	Floor	See P2 Guidance Notes - Note 13.	n/a
		Reception	8	1	28	18	NA	Rad.Panels	TRV Remote Head Adj.	yes	Air Systems	NA	S & Ex	3	3	Balanced	G4	43	-	500	NA	NA	A	80	Switch	Desk	300lux at Floor, See P2 Guidance Notes - Note 13.	n/a
		Reception - bulk store	6	1	28	16	NA	Rad.Panels	TRV Remote Head Adj.	No	NA	NA	Ex	0	3	Negative	-	43	-	200	NA	NA	A	80	PIR	Floor	See P2 Guidance Notes - Note 13.	n/a
		Reception Desk/Staff Base	3	1	28	18	NA	Rad.Panels	TRV Remote Head Adj.	yes	Air Systems	NA	S	3	0	Positive	G4	43	-	500	NA	NA	A	80	Switch	Desk	300lux at Floor, See P2 Guidance Notes - Note 13.	n/a
		Records Trolley Store	2.5	1	28	16	NA	Rad.Panels	TRV Remote Head Adj.	No	NA	NA	N/A	0	0	Balanced	-	43	-	200	NA	NA	A	80	PIR	Floor	See P2 Guidance Notes - Note 13.	n/a
		Recovery Clean Utility	12	1	28	18	NA	Rad.Panels	TRV Remote Head Adj.	yes	Air Systems	Tanked & potable	S	6	0	Positive	G4	43	41	150	NA	NA	A	80	PIR	Desk	See P2 Guidance Notes - Note 13.	n/a
		Recovery Dirty Utility	14	1	28	18	NA	Transfer Air	NA	No	NA	Tanked & potable	Ex	0	6	Negative	-	43	60	200	NA	NA	A	80	PIR	Desk	See P2 Guidance Notes - Note 13.	n/a

Dept Code	Room No	Room Name	Area (m2)	No	Temperature		Relative Humidity % RH	Heating		Cooling	Cooling Type	Cold Water	Ventilation				Safety temperatures		Lighting						Notes	Medical Location Group				
					Design Maximum deg C	Design Minimum deg C		Type	Control				Type	Water	Type	Supply ac/hr	Extract ac/hr	Relative Pressure	Min Filtration	Surface deg C	Water deg C	Normal lux	Night lux	Local lux			Standby Grade	Colour Rendering	Control	Plane
		Art Room	24	1	28	18	NA	Rad.Panels	TRV Remote Head Adj.	yes	Air Systems	Tanked & potable	S & Ex	4	4	Balanced	G4	43	41	300	NA	NA	A	80	Switch	Floor	See P2 Guidance Notes - Note 5.	n/a		
		Clean Utility	12	1	28	18	NA	Rad.Panels	TRV Remote Head Adj.	yes	Air Systems	Tanked & potable	S	6	0	Positive	G4	43	41	150	NA	NA	A	80	PIR	Desk	See P2 Guidance Notes - Note 13.	n/a		
		Clinical Base	10	1	28	18	NA	Rad.Panels	TRV Remote Head Adj.	yes	Air Systems	NA	S & Ex	4	4	Balanced	F7	43	-	300	NA	NA	A	80	Switch	Desk	See P2 Guidance Notes - Note 13.	n/a		
		Consultant Psychiatrist Office	10	1	28	18	NA	Rad.Panels	TRV Remote Head Adj.	yes	Air Systems	NA	S & Ex	3	3	Balanced	G4	43	-	300	NA	NA	A	80	Switch	Desk	See P2 Guidance Notes - Note 13.	n/a		
		Consultant Psychologist Office	15	1	28	18	NA	Rad.Panels	TRV Remote Head Adj.	yes	Air Systems	NA	S & Ex	3	3	Balanced	G4	43	-	300	NA	NA	A	80	Switch	Desk	See P2 Guidance Notes - Note 13.	n/a		
		Dining Room (Inpatients & Day Prog)	61	1	28	18	NA	Rad.Panels	TRV Remote Head Adj.	yes	Air Systems	Tanked & potable	S & Ex	4	4	Balanced	G4	43	41	200	NA	NA	A	80	Switch	Floor	See P2 Guidance Notes - Note 5.	n/a		
		Dirty Utility	6	1	28	18	NA	Transfer Air	NA	No	NA	Tanked & potable	Ex	0	6	Negative	-	43	60	200	NA	NA	A	80	PIR	Desk	See P2 Guidance Notes - Note 13.	n/a		
		Disposal Hold	10	1	28	16	NA	Transfer Air	NA	No	NA	-	Ex	0	10	Negative	-	43	-	200	NA	NA	A	80	PIR	Floor	See P2 Guidance Notes - Note 13.	n/a		
		DSR	7	1	28	16	NA	Transfer Air	NA	No	NA	Tanked & potable	Ex	0	3	Negative	-	43	60	100	NA	NA	A	80	Switch	Floor	See P2 Guidance Notes - Note 13.	n/a		
		En-suite wheelchair-accessible WC, Shower & wash	4.5	12	28	18	NA	Transfer Air	NA	No	NA	Tanked & potable	Ex	0	10	Negative	-	43	41	200	NA	NA	A	80	PIR	Floor	See P2 Guidance Notes - Note 5.	n/a		
		Family Interview Room	12	1	28	18	NA	Rad.Panels	TRV Remote Head Adj.	yes	Air Systems	NA	S & Ex	4	4	Balanced	G4	43	-	300	NA	NA	A	80	Switch	Floor	See P2 Guidance Notes - Note 5.	n/a		
		Group Room	30	3	28	18	NA	Rad.Panels	TRV Remote Head Adj.	yes	Air Systems	NA	S & Ex	4	4	Balanced	G4	43	-	300	NA	NA	A	80	Switch	Floor	See P2 Guidance Notes - Note 5.	n/a		
		Interview Room	9	4	28	18	NA	Rad.Panels	TRV Remote Head Adj.	yes	Air Systems	NA	S & Ex	4	4	Balanced	G4	43	-	300	NA	NA	A	80	Switch	Floor	See P2 Guidance Notes - Note 5.	n/a		
		Large Family Interview Room	14	1	28	18	NA	Rad.Panels	TRV Remote Head Adj.	yes	Air Systems	NA	S & Ex	4	4	Balanced	G4	43	-	300	NA	NA	A	80	Switch	Floor	See P2 Guidance Notes - Note 5.	n/a		
		Large Group Room	24	1	28	18	NA	Rad.Panels	TRV Remote Head Adj.	yes	Air Systems	NA	S & Ex	4	4	Balanced	G4	43	-	300	NA	NA	A	80	Switch	Floor	See P2 Guidance Notes - Note 5.	n/a		
		Laundry Room	6	1	28	18	NA	Transfer Air	NA	No	NA	NA	Ex	0	15	Negative	-	43	-	200	NA	NA	A	80	Switch	Floor	See P2 Guidance Notes - Note 13.	n/a		
		Linen Bay (1 trolley)	1.5	1	NA	16	NA	Transfer Air	NA	No	NA	NA	N/A	0	0	Balanced	-	43	-	100	NA	NA	A	80	switch	Trolley/Bed	See P2 Guidance Notes - Note 13.	n/a		
		Multidisciplinary Office	35	5	28	18	NA	Rad.Panels	TRV Remote Head Adj.	yes	Air Systems	NA	S & Ex	3	3	Balanced	G4	43	-	300	NA	NA	A	80	Switch	Desk	See P2 Guidance Notes - Note 13.	n/a		
		Pantry	8	1	28	18	NA	Transfer Air	NA	yes	NA	Tanked & potable	Ex	0	3	Negative	-	43	41	100	NA	NA	A	80	PIR	Floor	See P2 Guidance Notes - Note 13.	n/a		
		Play Room	24	1	28	18	NA	Rad.Panels	TRV Remote Head Adj.	yes	Air Systems	Tanked & potable	S & Ex	4	4	Balanced	G4	43	41	200	NA	NA	A	80	Switch	Floor	See P2 Guidance Notes - Note 5.	n/a		
		Quiet / Interview Room	12	1	28	18	NA	Rad.Panels	TRV Remote Head Adj.	yes	Air Systems	NA	S & Ex	4	4	Balanced	G4	43	-	300	NA	NA	A	80	Switch	Floor	See P2 Guidance Notes - Note 5.	n/a		
		Quiet Room	12	1	28	18	NA	Rad.Panels	TRV Remote Head Adj.	yes	Air Systems	NA	S & Ex	4	4	Balanced	G4	43	-	300	NA	NA	A	80	Switch	Floor	See P2 Guidance Notes - Note 5.	n/a		
		Reception	3	1	28	18	NA	Rad.Panels	TRV Remote Head Adj.	yes	Air Systems	NA	S & Ex	3	3	Balanced	G4	43	-	500	NA	NA	A	80	Switch	Desk	See P2 Guidance Notes - Note 13.	n/a		
		Recreation Room	45	1	28	18	NA	Rad.Panels	TRV Remote Head Adj.	yes	Air Systems	Tanked & potable	S & Ex	4	4	Balanced	G4	43	41	300	NA	NA	A	80	Switch	Floor	See P2 Guidance Notes - Note 5.	n/a		
		Resusc Trolley Bay	1	1	NA	16	NA	Transfer Air	NA	No	NA	NA	N/A	0	0	Balanced	-	43	-	100	NA	NA	A	80	switch	Trolley/Bed	See P2 Guidance Notes - Note 13.	n/a		
		Secretary/Filing Office	21.5	1	28	18	NA	Rad.Panels	TRV Remote Head Adj.	yes	Air Systems	NA	S & Ex	3	3	Balanced	G4	43	-	300	NA	NA	A	80	Switch	Desk	See P2 Guidance Notes - Note 13.	n/a		
		Servery	20	1	28	18	NA	Rad.Panels	TRV Remote Head Adj.	yes	CW Cassette	Tanked & potable	S & Ex	6	8	Negative	G4	43	41	300	NA	NA	A	80	Switch	counter	See P2 Guidance Notes - Note 13.	n/a		
		Shower / WC / WHB assisted	6	1	28	18	NA	Transfer Air	NA	No	NA	Tanked & potable	Ex	0	10	Negative	-	43	41	200	NA	NA	A	80	PIR	Floor	See P2 Guidance Notes - Note 5.	n/a		
		Single Bedroom	10	10	28	18	NA	Rad. Panels	TRV Remote Head Adj.	yes	Air Systems	Tanked & potable	S	4	0	Positive	G4	43	41	100	5	300	A	80	witch/Dimm	Floor/bed	See P2 Guidance Notes - Note 5.	1		
		Single Bedroom - large	11.5	2	28	18	NA	Rad. Panels	TRV Remote Head Adj.	yes	Air Systems	Tanked & potable	S	4	0	Positive	G4	43	41	100	5	300	A	80	witch/Dimm	Floor/bed	See P2 Guidance Notes - Note 5.	1		
		Sitting Room	15	2	28	18	NA	Rad.Panels	TRV Remote Head Adj.	yes	Air Systems	NA	S & Ex	3	3	Balanced	G4	43	-	200	NA	NA	A	80	Switch	Floor	See P2 Guidance Notes - Note 5.	n/a		
		Staff Interview Room	9	1	28	18	NA	Rad.Panels	TRV Remote Head Adj.	yes	Air Systems	NA	S & Ex	4	4	Balanced	G4	43	-	300	NA	NA	A	80	Switch	Floor	See P2 Guidance Notes - Note 13.	n/a		
		Storage (testing)	6	1	28	16	NA	Rad.Panels	TRV Remote Head Adj.	No	NA	NA	Ex	0	3	Negative	-	43	-	200	NA	NA	A	80	PIR	Floor	See P2 Guidance Notes - Note 13.	n/a		
		Storage / Photocopy	10	1	28	16	NA	Rad.Panels	TRV Remote Head Adj.	No	NA	NA	Ex	0	3	Negative	-	43	-	200	NA	NA	A	80	PIR	Floor	See P2 Guidance Notes - Note 13.	n/a		
		Therapeutic Kitchen	22	1	28	16	NA	Rad.Panels	TRV Remote Head Adj.	yes	CW Cassette	Tanked & potable	S & Ex	12	15	Negative	G4	60	60	300	NA	NA	A	80	Switch	worktop	See P2 Guidance Notes - Note 5.	n/a		
		Therapy Room	15	2	28	18	NA	Rad.Panels	TRV Remote Head Adj.	yes	Air Systems	Tanked & potable	S & Ex	4	4	Balanced	G4	43	41	300	NA	1000	A	80	Switch	Couch	See P2 Guidance Notes - Note 5.	n/a		
		Time Out Room	6	1	28	18	NA	Rad.Panels	TRV Remote Head Adj.	yes	Air Systems	Tanked & potable	S	4	0	Positive	G4	43	41	200	NA	NA	A	80	Switch	floor	See P2 Guidance Notes - Note 5.	n/a		
		Treatment Room	16	1	28	18	NA	Rad.Panels	TRV Remote Head Adj.	yes	Air Systems	Tanked & potable	S & Ex	10	10	Balanced	F7	43	41	500	NA	1,000	A	80	Switch	Trolley/Bed	See P2 Guidance Notes - Note 5.	1		
		TV / Living Room	24	1	28	18	NA	Rad.Panels	TRV Remote Head Adj.	yes	Air Systems	Tanked & potable	S & Ex	4	4	Balanced	G4	43	41	200	NA	NA	A	80	Switch	Floor	See P2 Guidance Notes - Note 5.	n/a		
		Viewing room	10	1	28	18	NA	Rad.Panels	TRV Remote Head Adj.	yes	Air Systems	NA	S & Ex	4	4	Balanced	G4	43	-	300	NA	NA	A	80	Switch	Floor	See P2 Guidance Notes - Note 5.	n/a		
		Waiting Area	18	1	28	18	NA	Rad.Panels	TRV Remote Head Adj.	yes	Air Systems	NA	S & Ex	3	3	Balanced	G4	43	-	200	NA	NA	A	80	Switch	Floor	See P2 Guidance Notes - Note 5.	n/a		
		Ward Manager Office	16	1	28	18	NA	Rad.Panels	TRV Remote Head Adj.	yes	Air Systems	NA	S & Ex	3	3	Balanced	G4	43	-	300	NA	NA	A	80	Switch	Desk	See P2 Guidance Notes - Note 13.	n/a		
		WC - Staff	3	2	28	18	NA	Transfer Air	NA	No	NA	Tanked & potable	Ex	0	10	Negative	-	43	41	200	NA	NA	A	80	PIR	Floor	See P2 Guidance Notes - Note 13.	n/a		
		WC - Wheelchair accessible	4.5	3	28	18	NA	Transfer Air	NA	No	NA	Tanked & potable	Ex	0	10	Negative	-	43	41	200	NA	NA	A	80	PIR	Floor	See P2 Guidance Notes - Note 5.	n/a		

- Notes
- a) Linen Bay recess to be treated as part of room.
 - b) Mobile Equipment Bay Recess to be treated as part of room
 - c) Resusc Trolley Area Recess to be treated as part of room
 - d) Consult Exam Room - note 10ac/hr not allowed for unless room title listed as Treatment Room.
 - e) Reception & Waiting Combined
 - f) Internal Temperatures should not exceed 28 deg C (db) for more than 50hrs per year
 - g) Offices assumed to have openable windows without 100mm restrictors for natural ventilation .
 - h) Staff Rest assumed to have openable windows without 100mm restrictors for natural ventilation and occupancy factor of 0.8.

NHS Lothian.....

BAM.....

Dept Code	Room No	Room Name	Area (m2)	No	Temperature		Relative Humidity % RH	Heating		Cooling	Cooling Type	Cold Water	Ventilation				Safety temperatures		Lighting					Notes	Medical Location Group			
					Design Maximum deg C	Design Minimum deg C		Type	Control				Type	Supply ac/hr	Extract ac/hr	Relative Pressure	Min Filtration	Surface deg C	Water deg C	Normal lux	Night lux	Local lux	Standby Grade			Colour Rendering	Control	Plane
		Admin Office	20	1	28	18	40-60%	Rad.Panels	TRV Remote Head Adj.	yes	Air Systems	NA	S & Ex	3	3	Balanced	G4	43	-	300	NA	NA	A	80	Switch	Desk	See P2 Guidance Notes - Note 13.	n/a
		Adult Waiting Area	8	1	28	18	40-60%	Rad.Panels	TRV Remote Head Adj.	yes	Air Systems	NA	S & Ex	3	3	Balanced	G4	43	-	200	NA	NA	A	80	Switch	Floor	See P2 Guidance Notes - Note 13.	n/a
		Aseptic Office	10	1	22	18	40-60%	Supply Air Reheat	BMS Adjustable Sensor	yes	Air Systems	NA	S	20	0	Positive	H14	-	-	300	NA	NA	A	80	Switch	Desk	Activity to be confirmed, See P2 Guidance Notes - Note 13.	n/a
		Baby/Infant Feeding Room	4	2	28	18	40-60%	Rad.Panels	TRV Remote Head Adj.	yes	Air Systems	NA	S	3	0	Positive	G4	43	41	200	NA	NA	A	80	Dimmer	Floor	See P2 Guidance Notes - Note 5.	n/a
		Cardiac Arrest Emergency Trolley Bay	1	1	NA	16	NA	Transfer Air	NA	No	NA	NA	Transfer air	0	0	Balanced	-	43	-	100	NA	NA	A	80	Switch	Trolley/Bed	See P2 Guidance Notes - Note 13.	n/a
		Changing Cubicle Accessible	6	2	28	18	40-60%	Rad.Panels	TRV Remote Head Adj.	yes	Air Systems	NA	S	5	0	Positive	G4	43	-	100-150	NA	NA	A	80	PIR	Floor	See P2 Guidance Notes - Note 5.	n/a
		Changing Cubicles	4	7	28	18	40-60%	Rad.Panels	TRV Remote Head Adj.	yes	Air Systems	NA	S	5	0	Positive	G4	43	-	100-150	NA	NA	A	80	PIR	Floor	See P2 Guidance Notes - Note 5.	n/a
		Clean Utility	10	1	28	18	40-60%	Rad.Panels	TRV Remote Head Adj.	yes	Air Systems	Tanked & potable	S	6	0	Positive	G4	43	41	150	NA	NA	A	80	PIR	worktop	See P2 Guidance Notes - Note 13.	n/a
		Consultants office - 2 person	10	1	28	18	40-60%	Rad.Panels	TRV Remote Head Adj.	yes	Air Systems	NA	S & Ex	3	3	Balanced	G4	43	-	300	NA	NA	A	80	Switch	Desk	See P2 Guidance Notes - Note 13.	n/a
		Consultants office - 2 person	15	1	28	18	40-60%	Rad.Panels	TRV Remote Head Adj.	yes	Air Systems	NA	S & Ex	3	3	Balanced	G4	43	-	300	NA	NA	A	80	Switch	Desk	See P2 Guidance Notes - Note 13.	n/a
		Control Room - CT	16	1	25	18	40-60%	Supply Air Reheat	BMS Adjustable Sensor	yes	CW Cassette	-	S	3	0	Positive	G4	43	-	300	NA	NA	A	80	Dimmer	Desk	See P2 Guidance Notes - Note 13.	n/a
		Control Room - MRI	24	1	25	18	40-60%	Rad.Panels	TRV Remote Head Adj.	yes	CW Cassette	-	S	3	0	Positive	G4	43	-	300	NA	NA	A	80	Dimmer	Desk	See P2 Guidance Notes - Note 13.	n/a
		CT Room	36	1	25	18	40-60%	Supply Air Reheat	BMS Adjustable Sensor	yes	Air Systems	Tanked & potable	S & Ex	8	8	Balanced	G4	43	41	300	NA	NA	A	80	Dimmer	Bed	See P2 Guidance Notes - Note 13.	1
		Dental Room	20	1	28	18	40-60%	Rad.Panels	TRV Remote Head Adj.	yes	Air Systems	Tanked & potable	S & Ex	10	10	Balanced	F7	43	41	500	NA	8000-20000	A	90	Switch	Trolley/Bed	See P2 Guidance Notes - Note 5.	1
		Dirty Utility	9	2	28	18	NA	Transfer Air	NA	No	NA	Tanked & potable	Ex	0	6	Negative	-	43	60	200	NA	NA	A	80	PIR	Desk	See P2 Guidance Notes - Note 13.	n/a
		Dispensary	40	1	28	18	40-60%	Rad.Panels	TRV Remote Head Adj.	yes	CW Cassette	NA	S & Ex	4	4	Balanced	G4	43	-	300	NA	NA	A	80	Switch	Desk	See P2 Guidance Notes - Note 13.	n/a
		Dispensary Manager's Office	10	1	28	18	40-60%	Rad.Panels	TRV Remote Head Adj.	yes	Air Systems	NA	S & Ex	3	3	Balanced	G4	43	-	300	NA	NA	A	80	Switch	Desk	See P2 Guidance Notes - Note 13.	n/a
		Disposal Hold	10	2	28	16	NA	Transfer Air	NA	No	NA	-	Ex	0	10	Negative	-	43	-	200	NA	NA	A	80	PIR	Floor	See P2 Guidance Notes - Note 13.	n/a
		DSR	7	2	28	16	NA	Transfer Air	NA	No	NA	Tanked & potable	Ex	0	3	Negative	-	43	60	100	NA	NA	A	80	Switch	Floor	See P2 Guidance Notes - Note 13.	n/a
		Equipment Room - MRI	10	2	28	16	NA	Rad.Panels	TRV Remote Head Adj.	yes	CW Cassette	NA	Ex	0	3	Negative	-	43	-	300	NA	NA	A	80	Switch	Floor	See P2 Guidance Notes - Note 13.	n/a
		Female Staff Changing and Lockers	25	1	28	18	40-60%	Rad.Panels	TRV Remote Head Adj.	yes	Air Systems	Tanked & potable	S & Ex	5	4	Positive	G4	43	41	100-150	NA	NA	A	80	PIR	Floor	See P2 Guidance Notes - Note 13.	n/a
		Gamma Camera	40	1	25	18	40-60%	Supply Air Reheat	BMS Adjustable Sensor	yes	Air Systems	Tanked & potable	S & Ex	8	8	Balanced	F7	43	41	300	NA	NA	A	80	Dimmer	Desk	See P2 Guidance Notes - Note 13.	n/a
		Gamma Camera Control Area	10	1	25	18	40-60%	Rad.Panels	TRV Remote Head Adj.	yes	CW Cassette	-	S	3	0	Positive	G4	43	-	300	NA	NA	A	80	Dimmer	Desk	See P2 Guidance Notes - Note 13.	n/a
		General X-Ray Room	33	2	25	18	40-60%	Supply Air Reheat	BMS Adjustable Sensor	yes	Air Systems	Tanked & potable	S & Ex	8	8	Balanced	F7	43	41	300	NA	NA	A	80	Dimmer	Bed	See P2 Guidance Notes - Note 13.	1
		Hot Toilet	4.5	1	28	18	NA	Transfer Air	NA	No	NA	Tanked & potable	Ex	0	10	Negative	-	43	41	200	NA	NA	A	80	PIR	Floor	See P2 Guidance Notes - Note 5.	n/a
		Hot Waiting Area	10	1	28	18	40-60%	Rad.Panels	TRV Remote Head Adj.	yes	Air Systems	NA	S & Ex	3	3	Balanced	G4	43	-	200	NA	NA	A	80	Switch	Floor	See P2 Guidance Notes - Note 5.	n/a
		Induction Area - 1 place	16	1	28	18	40-60%	Rad.Panels	TRV Remote Head Adj.	yes	Air Systems	NA	S & Ex	4	4	Balanced	G4	43	-	200	NA	NA	A	80	Switch	Floor	See P2 Guidance Notes - Note 5.	n/a
		Injection Room	8	1	28	18	40-60%	Rad.Panels	TRV Remote Head Adj.	yes	Air Systems	Tanked & potable	S & Ex	10	10	Balanced	F7	43	41	500	NA	1,000	A	80	Switch	Trolley/Bed	See P2 Guidance Notes - Note 5.	1
		Interview Room	9	1	28	18	40-60%	Rad.Panels	TRV Remote Head Adj.	yes	Air Systems	NA	S & Ex	4	4	Balanced	G4	43	-	300	NA	NA	A	80	Switch	Floor	See P2 Guidance Notes - Note 5.	n/a
		Lead Pharmacist Office - 2 person	12	1	28	18	40-60%	Rad.Panels	TRV Remote Head Adj.	yes	Air Systems	NA	S & Ex	3	3	Balanced	G4	43	-	300	NA	NA	A	80	Switch	Desk	See P2 Guidance Notes - Note 13.	n/a
		Lobby	3	1	28	18	40-60%	Rad.Panels	TRV Remote Head Adj.	yes	Air Systems	NA	S	5	0	Positive	G4	43	-	100-150	NA	NA	A	80	PIR	Floor	See P2 Guidance Notes - Note 5.	n/a
		Linen Bay (1 trolley)	1.5	1	NA	16	NA	Transfer Air	NA	No	NA	NA	Transfer air	0	0	Balanced	-	43	-	100	NA	NA	A	80	switch	Trolley/Bed	See P2 Guidance Notes - Note 13.	n/a
		Male Staff Changing and Lockers	15	1	28	18	40-60%	Rad.Panels	TRV Remote Head Adj.	yes	Air Systems	Tanked & potable	S & Ex	5	4	Positive	G4	43	41	100-150	NA	NA	A	80	PIR	Floor	See P2 Guidance Notes - Note 13.	n/a
		Medical Physics / Anaesthetics Equipment Library	60	1	28	16	N/A	Rad.Panels	TRV Remote Head Adj.	No	NA	NA	S & Ex	4	4	Balanced	G4	43	-	300	NA	NA	A	80	Switch	Floor	Room activity to be confirmed, See P2 Guidance Notes - Note 13.	n/a
		MRI Room	45.5	2	28	18	40-60%	Supply Air Reheat	BMS Adjustable Sensor	yes	Air Systems	Tanked & potable	S & Ex	8	8	Balanced	G4	43	41	300	NA	1,000	A	80	Dimmer	Trolley/Bed	See P2 Guidance Notes - Note 5.	1
		Nappy Change Room with handwash	4	1	28	18	NA	Rad.Panels	TRV Remote Head Adj.	No	NA	Tanked & potable	Ex	0	10	Negative	-	43	41	200	NA	NA	A	80	PIR	floor	See P2 Guidance Notes - Note 5.	n/a
		Patient Interview Room	9	1	28	18	40-60%	Rad.Panels	TRV Remote Head Adj.	yes	Air Systems	NA	S & Ex	4	4	Balanced	G4	43	-	300	NA	NA	A	80	Switch	Floor	See P2 Guidance Notes - Note 5.	n/a
		Photography Studio	45	1	28	18	40-60%	Rad.Panels	TRV Remote Head Adj.	yes	Air Systems	Tanked & potable	S & Ex	8	8	Balanced	F7	43	41	300	NA	1,000	A	80	Switch	worktop	See P2 Guidance Notes - Note 5.	n/a
		Preparation Room	12	2	25	18	40-60%	Supply Air Reheat	BMS Adjustable Sensor	yes	Air Systems	NA	S	10	0	Positive	F7	43	-	500	NA	NA	A	80	Switch	worktop	See P2 Guidance Notes - Note 5.	n/a
		Processing Area	30	1	25	18	40-60%	Rad.Panels	TRV Remote Head Adj.	yes	CW Cassette	NA	S & Ex	8	8	Balanced	F7	43	-	300	NA	NA	A	80	Switch	worktop	See P2 Guidance Notes - Note 13.	n/a
		Radioactive Waste Store	2	1								N/A				Balanced				200	NA	NA	A	80	PIR	Floor	User brief required	n/a
		Reception Area	8	1	28	18	40-60%	Rad.Panels	TRV Remote Head Adj.	yes	Air Systems	NA	S & Ex	4	4	Balanced	G4	43	-	500	NA	NA	A	80	Switch	Desk	300lux at Floor, See P2 Guidance Notes - Note 13.	n/a
		Recovery Area - 1 place	16	1	28	18	40-60%	Rad.Panels	TRV Remote Head Adj.	yes	Air Systems	Tanked & potable	S & Ex	6	6	Balanced	G4	43	41	500	NA	NA	A	80	Dimmer	Floor	See P2 Guidance Notes - Note 5.	1
		Registrar Office	16	1	28	18	40-60%	Rad.Panels	TRV Remote Head Adj.	yes	Air Systems	NA	S & Ex	3	3	Balanced	G4	43	-	300	NA	NA	A	80	Switch	Desk	See P2 Guidance Notes - Note 13.	n/a
		Reporting Room - Large	35	1	28	18	40-60%	Rad.Panels	TRV Remote Head Adj.	yes	Air Systems	NA	S & Ex	3	3	Balanced	G4	43	-	300	NA	NA	A	80	Switch	Desk	See P2 Guidance Notes - Note 13.	n/a
		Reporting Room - Small	10	1	28	18	40-60%	Rad.Panels	TRV Remote Head Adj.	yes	Air Systems	NA	S & Ex	3	3	Balanced	G4	43	-	300	NA	NA	A	80	Switch	Desk	See P2 Guidance Notes - Note 13.	n/a
		Resource Room/Library	15	1	28	18	40-60%	Rad.Panels	TRV Remote Head Adj.	yes	Air Systems	NA	S & Ex	3	3	Balanced	G4	43	-	300	NA	NA	A	80	Switch	Desk	See P2 Guidance Notes - Note 13.	n/a
		Screening Room (fluoroscopy)	39	1	25	18	40-60%	Supply Air Reheat	BMS Adjustable Sensor	yes	Air Systems	Tanked & potable	S & Ex	8	8	Balanced	F7	43	41	300	NA	NA	A	80	Dimmer	couch	See P2 Guidance Notes - Note 13.	1
		Staff WC	3	2	28	18	NA	Transfer Air	NA	No	NA	Tanked & potable	Ex	0	10	Negative	-	43	41	200	NA	NA	A	80	PIR	Floor	See P2 Guidance Notes - Note 13.	n/a
		Store Room	10	2	28	16	NA	Rad.Panels	TRV Remote Head Adj.	No	NA	NA	Ex	0	3	Negative	-	43	-	200	NA	NA	A	80	PIR	Floor	See P2 Guidance Notes - Note 13.	n/a
		Superintendent/PACS Manager Office	10	1	28	18																						

Dept Code	Room No	Room Name	Area		Temperature		Relative	Heating		Cooling	Cooling	Cold	Ventilation				Safety temperatures		Lighting						Notes	Medical Location		
			(m2)	No	Design Maximum deg C	Design Minimum deg C	Humidity % RH	Type	Control	Type	Water	Type	Supply ac/hr	Extract ac/hr	Relative Pressure	Min Filtration	Surface deg C	Water deg C	Normal lux	Night lux	Local lux	Standby Grade	Colour Rendering	Control	Plane	Group		
		Clean Utility	8	1	28	18	NA	Rad.Panels	TRV Remote Head Adj.	yes	Air Systems	Tanked & potable	S	6	0	Positive	G4	43	41	150	NA	NA	A	80	PIR	worktop	See P2 Guidance Notes - Note 13.	n/a
		Computer Carrels	2	6	28	18	NA	Rad.Panels	TRV Remote Head Adj.	yes	Air Systems	NA	S	6	0	Positive	G4	43	-	300	NA	NA	A	80	Switch	Desk	See P2 Guidance Notes - Note 13.	n/a
		Consult/Examination	15.5	2	28	18	NA	Rad.Panels	TRV Remote Head Adj.	yes	Air Systems	Tanked & potable	S & Ex	3	3	Balanced	G4	43	41	300	NA	1000	A	80	Switch	Couch	See P2 Guidance Notes - Note 5.	n/a
		Control Room	8	1	25	18	NA	Rad.Panels	TRV Remote Head Adj.	yes	CW Cassette	-	S	3	0	Positive	G4	43	-	300	NA	NA	A	80	Dimmer	Desk	See P2 Guidance Notes - Note 13.	n/a
		Dirty Utility	6	1	28	18	NA	Transfer Air	NA	No	NA	Tanked & potable	Ex	0	6	Negative	-	43	60	200	NA	NA	A	80	PIR	worktop	See P2 Guidance Notes - Note 13.	n/a
		DSR	7	1	28	16	NA	Transfer Air	NA	No	NA	Tanked & potable	Ex	0	3	Negative	-	43	60	100	NA	NA	A	80	Switch	Floor	See P2 Guidance Notes - Note 13.	n/a
		En Suite Shower / WC / WHB	6	3	28	18	NA	Transfer Air	NA	No	NA	Tanked & potable	Ex	0	10	Negative	-	43	41	200	NA	NA	A	80	PIR	Floor	See P2 Guidance Notes - Note 5.	n/a
		Four Bed Bay	63	1	28	18	NA	Rad. Panels	TRV Remote Head Adj.	yes	Air Systems	Tanked & potable	S	4	0	Positive	G4	43	41	100	5	300	A	80	Dimmer/switc	Floor/bed	See P2 Guidance Notes - Note 5.	n/a
		Head of Department Office	16	1	28	18	NA	Rad.Panels	TRV Remote Head Adj.	yes	Air Systems	NA	S & Ex	3	3	Balanced	G4	43	-	300	NA	NA	A	80	Switch	Desk	See P2 Guidance Notes - Note 13.	n/a
		Isolation Bedroom Entrance Lobby	4	1	25	18	NA	Supply Air Reheat	BMS Adjustable Sensor	yes	Air Systems	NA	HBN4	-	-	Positive	F7	43	41	200	NA	NA	A	80	PIR	Floor	Cascade gowning /room/ensuite - also see Note (i) this page re HBN 4 Guidance, See P2 Guidance Notes - Note 13.	n/a
		Laboratory / Finance Manager's Office	11	1	28	18	NA	Rad.Panels	TRV Remote Head Adj.	yes	Air Systems	NA	S & Ex	3	3	Balanced	G4	43	-	500	NA	NA	A	80	Switch	Desk	See P2 Guidance Notes - Note 13.	n/a
		Linen Bay (1 trolley)	1.5	1	NA	16	NA	Transfer Air	NA	No	NA	NA	Transfer air	0	0	Balanced	-	43	-	100	NA	NA	A	80	switch	Trolley/Bed	See P2 Guidance Notes - Note 13.	n/a
		Lockers	12	2	28	18	NA	Rad.Panels	TRV Remote Head Adj.	yes	Air Systems	Tanked & potable	S & Ex	4	6	Negative	G4	43	41	100-150	NA	NA	A	80	PIR	Floor	See P2 Guidance Notes - Note 13.	n/a
		Management/Admin Office	15	1	28	18	NA	Rad.Panels	TRV Remote Head Adj.	yes	Air Systems	NA	S & Ex	3	3	Balanced	G4	43	-	300	NA	NA	A	80	Switch	Desk	See P2 Guidance Notes - Note 13.	n/a
		Manual Handling, Health & Safety Office	15	1	28	18	NA	Rad.Panels	TRV Remote Head Adj.	yes	Air Systems	NA	S & Ex	3	3	Balanced	G4	43	-	300	NA	NA	A	80	Switch	Desk	See P2 Guidance Notes - Note 13.	n/a
		Meeting / Conference Room	25	1	28	18	NA	Rad.Panels	TRV Remote Head Adj.	yes	CW Cassette	Tanked & potable	S & Ex	4	4	Balanced	G4	43	-	300	NA	NA	A	80	Switch	Desk	See P2 Guidance Notes - Note 13.	n/a
		Meeting Room	25	1	28	18	NA	Rad.Panels	TRV Remote Head Adj.	yes	CW Cassette	Tanked & potable	S & Ex	4	4	Balanced	G4	43	-	300	NA	NA	A	80	Switch	Desk	See P2 Guidance Notes - Note 13.	n/a
		Molecular Biology Laboratory	45	1	28	18	NA	Rad.Panels	TRV Remote Head Adj.	yes	Air Systems	Tanked & potable	S & Ex	6	6	Balanced	-	43	41	500	NA	NA	A	80	Switch	Bench	See P2 Guidance Notes - Note 13.	n/a
		Office - 16 person	80	1	28	18	NA	Rad.Panels	TRV Remote Head Adj.	yes	Air Systems	NA	S & Ex	3	3	Balanced	G4	43	-	300	NA	NA	A	80	Switch	Desk	See P2 Guidance Notes - Note 13.	n/a
		Office - 4 person	20	1	28	18	NA	Rad.Panels	TRV Remote Head Adj.	yes	Air Systems	NA	S & Ex	3	3	Balanced	G4	43	-	300	NA	NA	A	80	Switch	Desk	See P2 Guidance Notes - Note 13.	n/a
		Office/Reception	6	1	28	18	NA	Rad.Panels	TRV Remote Head Adj.	yes	Air Systems	NA	S	3	0	Positive	G4	43	-	500	NA	NA	A	80	Switch	Desk	See P2 Guidance Notes - Note 13.	n/a
		Pantry	8	2	28	18	NA	Transfer Air	NA	No	NA	Tanked & potable	Ex	0	3	Negative	-	43	41	100	NA	NA	A	80	PIR	Floor	See P2 Guidance Notes - Note 13.	n/a
		Physiological Laboratory	45	1	28	18	NA	Rad.Panels	TRV Remote Head Adj.	yes	Air Systems	Tanked & potable	S & Ex	6	6	Balanced	-	43	41	500	NA	NA	A	80	Switch	Bench	See P2 Guidance Notes - Note 13.	n/a
		Practice Based Educators Office	20	1	28	18	NA	Rad.Panels	TRV Remote Head Adj.	yes	Air Systems	NA	S & Ex	3	3	Balanced	G4	43	-	300	NA	NA	A	80	Switch	Desk	See P2 Guidance Notes - Note 13.	n/a
		Reception / Waiting Area	30	1	28	18	NA	Rad.Panels	TRV Remote Head Adj.	yes	Air Systems	NA	S & Ex	3	3	Balanced	G4	43	-	500	NA	NA	A	80	Switch	Desk	See P2 Guidance Notes - Note 5.	n/a
		Sample Processing	15	1	28	18	NA	Rad.Panels	TRV Remote Head Adj.	yes	CW Cassette	Tanked & potable	S & Ex	6	6	Balanced	-	43	41	300	NA	NA	A	80	Switch	Bench	See P2 Guidance Notes - Note 13.	n/a
		Scenario Room	20	1	28	18	NA	Rad.Panels	TRV Remote Head Adj.	yes	CW Cassette	NA	S & Ex	4	4	Balanced	G4	43	-	300	NA	NA	A	80	Switch	Desk	Temp set back when unoccupied, See P2 Guidance Notes - Note 13.	n/a
		Seminar / Tutorial Room	40	2	28	18	NA	Rad.Panels	TRV Remote Head Adj.	yes	CW Cassette	NA	S & Ex	4	4	Balanced	G3	43	-	300	NA	NA	A	80	Switch	Desk	Temp set back when unoccupied, See P2 Guidance Notes - Note 13.	n/a
		Seminar Room	40	1	28	18	NA	Rad.Panels	TRV Remote Head Adj.	yes	CW Cassette	NA	S & Ex	4	4	Balanced	G4	43	-	300	NA	NA	A	80	Switch	Desk	Temp set back when unoccupied, See P2 Guidance Notes - Note 13.	n/a
		Senior Academic Staff Office	11	6	28	18	NA	Rad.Panels	TRV Remote Head Adj.	yes	Air Systems	NA	S & Ex	3	3	Balanced	G4	43	-	300	NA	NA	A	80	Switch	Desk	See P2 Guidance Notes - Note 13.	n/a
		Single Bedroom	15	2	28	18	NA	Rad. Panels	TRV Remote Head Adj.	yes	Air Systems	Tanked & potable	S	4	0	Positive	G4	43	41	100	5	300	A	80	Dimmer/switc	Floor/bed	See P2 Guidance Notes - Note 5.	n/a
		Stationery / Photocopying	6	1	28	16	NA	Rad.Panels	TRV Remote Head Adj.	No	NA	NA	Ex	0	3	Negative	-	43	-	300	NA	NA	A	80	PIR	Floor	See P2 Guidance Notes - Note 13.	n/a
		Store - Freezer	6	1	28	16	NA	Rad.Panels	TRV Remote Head Adj.	No	CW Cassette	NA	Ex	0	3	Negative	-	43	-	200	NA	NA	A	80	PIR	Floor	See P2 Guidance Notes - Note 13.	n/a
		Store	15	2	28	16	NA	Rad.Panels	TRV Remote Head Adj.	No	NA	NA	Ex	0	3	Negative	-	43	-	200	NA	NA	A	80	PIR	Floor	See P2 Guidance Notes - Note 13.	n/a
		Store - Equipment	24	1	28	16	NA	Rad.Panels	TRV Remote Head Adj.	No	NA	NA	Ex	0	3	Negative	-	43	-	200	NA	NA	A	80	PIR	Floor	See P2 Guidance Notes - Note 13.	n/a
		Student Records Store	12	1	28	16	NA	Rad.Panels	TRV Remote Head Adj.	No	NA	NA	Ex	0	3	Negative	-	43	-	200	NA	NA	A	80	PIR	Floor	See P2 Guidance Notes - Note 13.	n/a
		Waiting Play Area	6	1	28	18	NA	Rad.Panels	TRV Remote Head Adj.	yes	Air Systems	NA	S & Ex	3	3	Balanced	G4	43	-	200	NA	NA	A	80	Switch	Floor	See P2 Guidance Notes - Note 5.	n/a
		WC - Staff	3	2	28	18	NA	Transfer Air	NA	No	NA	Tanked & potable	Ex	0	10	Negative	-	43	41	200	NA	NA	A	80	PIR	Floor	See P2 Guidance Notes - Note 13.	n/a
		WC - Wheelchair accessible	4.5	1	28	18	NA	Transfer Air	NA	No	NA	Tanked & potable	Ex	0	10	Negative	-	43	41	200	NA	NA	A	80	PIR	Floor	See P2 Guidance Notes - Note 5.	n/a
		Workshop / Tutorial Room	20	3	28	18	NA	Rad.Panels	TRV Remote Head Adj.	yes	CW Cassette	NA	S & Ex	3	3	Balanced	G4	43	-	300	NA	NA	A	80	Switch	Desk	See P2 Guidance Notes - Note 13.	n/a

Notes

- a) Linen Bay recess to be treated as part of room.
- b) Mobile Equipment Bay Recess to be treated as part of room
- c) Resusc Trolley Area Recess to be treated as part of room
- d) Consult Exam Room - note 10ac/hr not allowed for unless room title listed as Treatment Room.
- e) Reception & Waiting Combined
- f) Internal Temperatures should not exceed 28 deg C (db) for more than 50hrs per year
- g) Offices assumed to have openable windows without 100mm restrictors for natural ventilation .
- h) Staff Rest assumed to have openable windows without 100mm restrictors for natural ventilation and occupancy factor of 0.8.
- i) Note that Isolation Suite ventilation solutions for this project shall follow HBN 4 Supplement 1 Section 4 Item 4.8 Guidance i.e. A common departmental AHU shall be employed to provide supply air ventilation (and shall therefore employ duty & standby motors) Isolation Rooms En Suite Extracts shall be provided with an independent Isolation Room toilet extract ventilation system. Isolation Rooms En Suite Extracts shall be provided with either externally located 3 mtr high discharge stack in a safe location or with extract filters (H14) within a safe change housing outside the building on the suction side of the fan. Heating Isolation Suites shall be provided via the ventilation system i.e via ducted reheat batteries. The Lobby air supply terminal shall be a type into which a hepa filter can be fitted. Output Spec to confirm specific location of proper isolation rooms

NHS Lothian.....

BAM.....

Dept Code	Room No	Room Name	Area (m2)	No	Temperature		Relative Humidity % RH	Heating Type	Cooling Control	Cooling Type	Cold Water	Ventilation					Safety temperatures		Lighting					Notes	Medical Location Group			
					Design Maximum deg C	Design Minimum deg C						Type	Supply ac/hr	Extract ac/hr	Relative Pressure	Min Filtration	Surface deg C	Water deg C	Normal lux	Night lux	Local lux	Standby Grade	Colour Rendering			Control	Plane	
		Assistant Health Records Manager's Office	15	1	28	18	NA	Rad.Panels	TRV Remote Head Adj.	yes	Air Systems	NA	S & Ex	3	3	Balanced	G4	43	-	300	NA	NA	A	80	PIR	Floor	See P2 Guidance Notes - Note 13.	n/a
		Beverage Bay	3	3	28	18	NA	Transfer Air	NA	No	NA	Tanked & potable	Ex	0	5	Negative	-	43	41	100	NA	NA	A	80	PIR	Floor	See P2 Guidance Notes - Note 13.	n/a
		Child Protection On-Call	8	1	28	18	NA	Rad.Panels	TRV Remote Head Adj.	yes	Air Systems	NA	S & Ex	3	3	Balanced	G4	43	-	300	NA	NA	A	80	Switch	Desk	See P2 Guidance Notes - Note 13.	n/a
		DSR	7	1	28	16	NA	Transfer Air	NA	No	NA	Tanked & potable	Ex	0	3	Negative	-	43	60	100	NA	NA	A	80	Switch	Floor	See P2 Guidance Notes - Note 13.	n/a
		Female (7WC + 7WHB)	36	1	28	18	NA	Transfer Air	NA	No	NA	Tanked & potable	Ex	0	10	Negative	-	43	41	200	NA	NA	A	80	PIR	Floor	See P2 Guidance Notes - Note 13.	n/a
		Interview Room	9	13	28	18	NA	Rad.Panels	TRV Remote Head Adj.	yes	Air Systems	NA	S & Ex	4	4	Balanced	G4	43	-	300	NA	NA	A	80	Switch	Desk	See P2 Guidance Notes - Note 13.	n/a
		Library (approx 225,000 records @ 60 records per linear metre)	230	1	28	18	NA	Rad.Panels	TRV Remote Head Adj.	yes	Air Systems	NA	S & Ex	3	3	Balanced	G4	43	-	300	NA	NA	A	80	Switch	Desk	See P2 Guidance Notes - Note 13.	n/a
		Male (4WC+4WHB+4 urinals)	26	1	28	18	NA	Transfer Air	NA	No	NA	Tanked & potable	Ex	0	10	Negative	-	43	41	200	NA	NA	A	80	PIR	Floor	See P2 Guidance Notes - Note 13.	n/a
		Management Conference Room	26	1	28	18	NA	Rad.Panels	TRV Remote Head Adj.	yes	CW Cassette	NA	S & Ex	4	4	Balanced	G4	43	-	300	NA	NA	A	80	Switch	Desk	Temp set back when unoccupied. See P2 Guidance Notes - Note 13.	n/a
		Office - 1 person	9	4	28	18	NA	Rad.Panels	TRV Remote Head Adj.	yes	Air Systems	NA	S & Ex	3	3	Balanced	G4	43	-	300	NA	NA	A	80	Switch	Desk	See P2 Guidance Notes - Note 13.	n/a
		Office - 10 people (W List/ Follow Appointment/Admit, Disch, Transfer Support, Coders & Appts)	60	1	28	18	NA	Rad.Panels	TRV Remote Head Adj.	yes	Air Systems	NA	S & Ex	3	3	Balanced	G4	43	-	300	NA	NA	A	80	Switch	Desk	See P2 Guidance Notes - Note 13.	n/a
		Office - 2 person	10	61	28	18	NA	Rad.Panels	TRV Remote Head Adj.	yes	Air Systems	NA	S & Ex	3	3	Balanced	G4	43	-	300	NA	NA	A	80	Switch	Desk	See P2 Guidance Notes - Note 13.	n/a
		Office - 3 person	15	1	28	18	NA	Rad.Panels	TRV Remote Head Adj.	yes	Air Systems	NA	S & Ex	3	3	Balanced	G4	43	-	300	NA	NA	A	80	Switch	Desk	See P2 Guidance Notes - Note 13.	n/a
		Office - 3 workstations	15	1	28	18	NA	Rad.Panels	TRV Remote Head Adj.	yes	Air Systems	NA	S & Ex	3	3	Balanced	G4	43	-	300	NA	NA	A	80	Switch	Desk	See P2 Guidance Notes - Note 13.	n/a
		Office - hot desks (15 desks)	75	2	28	18	NA	Rad.Panels	TRV Remote Head Adj.	yes	Air Systems	NA	S & Ex	3	3	Balanced	G4	43	-	300	NA	NA	A	80	Switch	Desk	See P2 Guidance Notes - Note 13.	n/a
		Office - hot desks (9 desks)	45	1	28	18	NA	Rad.Panels	TRV Remote Head Adj.	yes	Air Systems	NA	S & Ex	3	3	Balanced	G4	43	-	300	NA	NA	A	80	Switch	Desk	See P2 Guidance Notes - Note 13.	n/a
		Office - open plan (13 person)	65	1	28	18	NA	Rad.Panels	TRV Remote Head Adj.	yes	Air Systems	NA	S & Ex	3	3	Balanced	G4	43	-	300	NA	NA	A	80	Switch	Desk	See P2 Guidance Notes - Note 13.	n/a
		Office - open plan (21 people)	105	1	28	18	NA	Rad.Panels	TRV Remote Head Adj.	yes	Air Systems	NA	S & Ex	3	3	Balanced	G4	43	-	300	NA	NA	A	80	Switch	Desk	See P2 Guidance Notes - Note 13.	n/a
		Office - open plan (22 person)	105	1	28	18	NA	Rad.Panels	TRV Remote Head Adj.	yes	Air Systems	NA	S & Ex	3	3	Balanced	G4	43	-	300	NA	NA	A	80	Switch	Desk	See P2 Guidance Notes - Note 13.	n/a
		Office - open plan (23 people)	115	1	28	18	NA	Rad.Panels	TRV Remote Head Adj.	yes	Air Systems	NA	S & Ex	3	3	Balanced	G4	43	-	300	NA	NA	A	80	Switch	Desk	See P2 Guidance Notes - Note 13.	n/a
		Office - open plan (7 person)	35	1	28	18	NA	Rad.Panels	TRV Remote Head Adj.	yes	Air Systems	NA	S & Ex	3	3	Balanced	G4	43	-	300	NA	NA	A	80	Switch	Desk	See P2 Guidance Notes - Note 13.	n/a
		Office - open plan (9 person)	45	1	28	18	NA	Rad.Panels	TRV Remote Head Adj.	yes	Air Systems	NA	S & Ex	3	3	Balanced	G4	43	-	300	NA	NA	A	80	Switch	Desk	See P2 Guidance Notes - Note 13.	n/a
		Open plan - 1 place	6	1	28	18	NA	Rad.Panels	TRV Remote Head Adj.	yes	Air Systems	NA	S & Ex	3	3	Balanced	G4	43	-	300	NA	NA	A	80	Switch	Desk	See P2 Guidance Notes - Note 13.	n/a
		Open plan - 5 places	25	1	28	18	NA	Rad.Panels	TRV Remote Head Adj.	yes	Air Systems	NA	S & Ex	3	3	Balanced	G4	43	-	300	NA	NA	A	80	Switch	Desk	See P2 Guidance Notes - Note 13.	n/a
		Printer/Photocopier room	6	3	28	16	NA	Rad.Panels	TRV Remote Head Adj.	No	NA	NA	Ex	0	3	Negative	-	43	-	300	NA	NA	A	80	PIR	Floor	See P2 Guidance Notes - Note 13.	n/a
		Receipt/Dispatch Counter	6	1	28	18	NA	Rad.Panels	TRV Remote Head Adj.	yes	Air Systems	NA	S	5	0	Positive	G4	43	-	500	NA	NA	A	80	Switch	Desk	See P2 Guidance Notes - Note 13.	n/a
		Small meeting room	6	1	28	18	NA	Rad.Panels	TRV Remote Head Adj.	No	NA	NA	S & Ex	4	4	Balanced	G4	43	-	300	NA	NA	A	80	Switch	Desk	Temp set back when unoccupied. See P2 Guidance Notes - Note 13.	n/a
		Small meeting rooms & Telephone Booths Allowance	30	3	28	18	NA	Rad.Panels	TRV Remote Head Adj.	No	NA	NA	S & Ex	4	4	Balanced	G4	43	-	300	NA	NA	A	80	Switch	Desk	Temp set back when unoccupied. See P2 Guidance Notes - Note 13.	n/a
		Staff rest room - 10 person	16	1	28	18	NA	Rad.Panels	TRV Remote Head Adj.	yes	Air Systems	Tanked & potable	S & Ex	6	8	Negative	G4	43	41	200	NA	NA	A	80	Switch	Floor	See P2 Guidance Notes - Note 13.	n/a
		Store	6	4	28	16	NA	Rad.Panels	TRV Remote Head Adj.	No	NA	NA	Ex	0	3	Negative	-	43	-	200	NA	NA	A	80	PIR	Floor	See P2 Guidance Notes - Note 13.	n/a
		Store - Management	10	1	28	16	NA	Rad.Panels	TRV Remote Head Adj.	No	NA	NA	Ex	0	3	Negative	-	43	-	200	NA	NA	A	80	PIR	Floor	See P2 Guidance Notes - Note 13.	n/a
		Telephone booth	4	3	28	18	NA	Transfer Air	NA	No	NA	NA	Ex	0	3	Negative	-	43	-	100	NA	NA	A	80	PIR	Floor	See P2 Guidance Notes - Note 13.	n/a
		Trolley area (9 trolleys)	6	1	NA	16	NA	Transfer Air	NA	No	NA	NA	Transfer air	0	0	Balanced	-	43	-	100	NA	NA	A	80	switch	Trolley/Bed	See P2 Guidance Notes - Note 13.	n/a
		WC - ambulant	3	2	28	18	NA	Transfer Air	NA	No	NA	Tanked & potable	Ex	0	10	Negative	-	43	41	200	NA	NA	A	80	PIR	Floor	See P2 Guidance Notes - Note 13.	n/a
		WC - Wheelchair accessible	4.5	3	28	18	NA	Transfer Air	NA	No	NA	Tanked & potable	Ex	0	10	Negative	-	43	41	200	NA	NA	A	80	PIR	Floor	See P2 Guidance Notes - Note 13.	n/a
		Workstation pod	6	1	28	18	NA	Rad.Panels	TRV Remote Head Adj.	yes	Air Systems	NA	S	5	0	Positive	G4	43	-	300	NA	NA	A	80	Switch	Desk	See P2 Guidance Notes - Note 13.	n/a

Notes

- a) Linen Bay recess to be treated as part of room.
- b) Mobile Equipment Bay Recess to be treated as part of room
- c) Recess Trolley Area Recess to be treated as part of room
- d) Consult Exam Room - note 10ac/hr not allowed for unless room title listed as Treatment Room.
- e) Reception & Waiting Combined
- f) Internal Temperatures should not exceed 28 deg C (db) for more than 50hrs per year
- g) Offices assumed to have openable windows without 100mm restrictors for natural ventilation .
- h) Staff Rest assumed to have openable windows without 100mm restrictors for natural ventilation and occupancy factor of 0.8.

NHS Lothian.....

BAM.....

Dept Code	Room No	Room Name	Area		Temperature		Relative	Heating		Cooling	Cooling	Cold	Ventilation				Safety temperatures		Lighting						Notes	Medical Location		
			(m2)	No	Design Maximum	Design Minimum	Humidity	Type	Control	Type	Water	Type	Supply	Extract	Relative	Min	Surface	Water	Normal	Night	Local	Standby	Colour	Control	Plane	Group		
					deg C	deg C	% RH						ac/hr	ac/hr	Pressure	Filtration	deg C	deg C	lux	lux	lux	Grade	Rendering					
		Assisted Change/Nappy Change	7	1	28	18	NA	Rad.Panels	TRV Remote Head Adj.	No	NA	Tanked & potable	Ex	0	10	Negative	-	43	41	200	NA	NA	A	80	PIR	floor	See P2 Guidance Notes - Note 13.	n/a
		Bay for Token Machine	5	1	28	16	NA	Rad.Panels	TRV Remote Head Adj.	No	NA	NA	Ex	0	2	Negative	-	43	-	100	NA	NA	A	80	switch	Floor	See P2 Guidance Notes - Note 13.	n/a
		Breakout Area	30	1	28	18	NA	Rad.Panels	TRV Remote Head Adj.	yes	Air Systems	Tanked & potable	S & Ex	4	4	Balanced	G4	43	60	200	NA	NA	A	80	Switch	Floor	See P2 Guidance Notes - Note 13.	n/a
		Cashiers Office	12	1	28	18	NA	Rad.Panels	TRV Remote Head Adj.	yes	Air Systems	Tanked & potable	S & Ex	3	3	Balanced	G4	43	41	300	NA	NA	A	80	Switch	Couch	See P2 Guidance Notes - Note 13.	n/a
		Catering Supervisors/menu collation/Dieticians (Office)	25	1	28	18	NA	Rad.Panels	TRV Remote Head Adj.	yes	Air Systems	Tanked & potable	S & Ex	3	3	Balanced	G4	43	41	300	NA	NA	A	80	Switch	Couch	See P2 Guidance Notes - Note 13.	n/a
		Core Server Room	40	1	25	18	NA	Rad.Panels	TRV Remote Head Adj.	yes	CW Cassette	NA	Ex	0	2	Negative	-	43	-	300	NA	NA	A	80	Switch	Floor	See P2 Guidance Notes - Note 13.	n/a
		Dairy store (Cold Store)	5	1	NA	NA	NA	Rad.Panels	TRV Remote Head Adj.	No	NA	NA	#VALUE!	0	TBC	Negative	-	43	-	200	NA	NA	A	80	PIR	Floor	Condenser location to be confirmed, See P2 Guidance Notes - Note 13.	n/a
		Disposables/Detergent (combined) (Stores)	6	1	28	16	NA	Rad.Panels	TRV Remote Head Adj.	No	NA	NA	Ex	0	15	Negative	-	43	-	200	NA	NA	A	80	PIR	Floor	See P2 Guidance Notes - Note 13.	n/a
		Draught Lobby	15	1	28	16	NA	Door Curtains	BMS Adjustable Sensor	No	NA	NA	Natural	0	0	Balanced	-	43	-	200	NA	NA	A	80	PIR	Floor	See P2 Guidance Notes - Note 13.	n/a
		Dry Goods (Store)	12	1	28	16	NA	Rad.Panels	TRV Remote Head Adj.	yes	Air Systems	NA	S	6	0	Positive	G4	43	-	200	NA	NA	A	80	PIR	Floor	See P2 Guidance Notes - Note 13.	n/a
		DSR	7	4	28	16	NA	Transfer Air	NA	No	NA	Tanked & potable	Ex	0	3	Negative	-	43	60	100	NA	NA	A	80	Switch	Floor	See P2 Guidance Notes - Note 13.	n/a
		Emergency Back-up Store	30	1	28	16	NA	Rad.Panels	TRV Remote Head Adj.	yes	Air Systems	NA	S	6	0	Positive	G4	43	-	200	NA	NA	A	80	PIR	Floor	See P2 Guidance Notes - Note 13.	n/a
		Entrance Concourse	30	1	28	16	NA	Door Curtains	BMS Adjustable Sensor	No	NA	NA	Natural	0	0	Balanced	-	43	-	200	NA	NA	A	80	PIR	Floor	See P2 Guidance Notes - Note 13.	n/a
		Female Staff Changing , Shower, WC & Lockers	160	1	28	18	40-60%	Rad.Panels	TRV Remote Head Adj.	yes	Air Systems	Tanked & potable	S & Ex	5	4	Positive	G4	43	41	100-150	NA	NA	A	80	PIR	Floor	See P2 Guidance Notes - Note 13.	n/a
		Female Staff Shower/WC	4.5	1	28	18	NA	Transfer Air	NA	No	NA	Tanked & potable	Ex	0	10	Negative	-	43	41	200	NA	NA	A	80	PIR	Floor	See P2 Guidance Notes - Note 13.	n/a
		Friends' Shop	30	1	28	18	NA	NA	NA	yes	Air Systems	Tanked & potable	S & Ex	4	4	Balanced	G4	43	60	-	-	-	A	-	-	-	See P2 Guidance Notes - Note 13.	n/a
		Frozen food storage (Cold Store)	14	1	NA	NA	NA	Rad.Panels	TRV Remote Head Adj.	yes	CW Cassette	NA	#VALUE!	0	TBC	Negative	-	43	-	200	NA	NA	A	80	PIR	Floor	Condenser location to be confirmed, See P2 Guidance Notes - Note 13.	n/a
		Kitchen Equipment (Store)	6	1	28	16	NA	Rad.Panels	TRV Remote Head Adj.	yes	Air Systems	NA	S	6	0	Positive	G4	43	-	200	NA	NA	A	80	PIR	Floor	See P2 Guidance Notes - Note 13.	n/a
		Linen Pool	30	1	28	16	NA	Rad.Panels	TRV Remote Head Adj.	yes	Air Systems	NA	S	6	0	Positive	G4	43	-	100	NA	NA	A	80	switch	Floor	See P2 Guidance Notes - Note 13.	n/a
		Loading Bay	20	1	28	16	NA	Rad.Panels	TRV Remote Head Adj.	No	NA	NA	Ex	0	3	Negative	-	43	-	100	NA	NA	A	80	switch	Floor	See P2 Guidance Notes - Note 13.	n/a
		Male Staff Changing , Shower, WC & Lockers	50	1	28	18	40-60%	Rad.Panels	TRV Remote Head Adj.	yes	Air Systems	Tanked & potable	S & Ex	5	4	Positive	G4	43	41	100-150	NA	NA	A	80	PIR	Floor	See P2 Guidance Notes - Note 13.	n/a
		Male Staff Shower/WC	4.5	1	28	18	NA	Transfer Air	NA	No	NA	Tanked & potable	Ex	0	10	Negative	-	43	41	200	NA	NA	A	80	PIR	Floor	See P2 Guidance Notes - Note 13.	n/a
		Medical Furniture Storage	107	1	28	16	NA	Rad.Panels	TRV Remote Head Adj.	No	NA	NA	Ex	0	3	Negative	-	43	-	200	NA	NA	A	80	PIR	Floor	See P2 Guidance Notes - Note 13.	n/a
		Office	5.5	1	28	18	NA	Rad.Panels	TRV Remote Head Adj.	yes	Air Systems	Tanked & potable	S	4	0	Positive	G4	43	41	300	NA	NA	A	80	Switch	Couch	See P2 Guidance Notes - Note 13.	n/a
		Pan-wash (Food Prep)	12	1	28	18	NA	Rad.Panels	TRV Remote Head Adj.	No	NA	Tanked & potable	S	6	0	Positive	G4	60	60	300	NA	NA	A	80	Switch	Sink	See P2 Guidance Notes - Note 13.	n/a
		Pick & Pack (Food Prep)	16	1	28	18	NA	Rad.Panels	TRV Remote Head Adj.	No	NA	Tanked & potable	S	6	0	Positive	G4	60	60	300	NA	NA	A	80	Switch	worktop	See P2 Guidance Notes - Note 13.	n/a
		Preparation & Cooking - Diet Foods (Food Prep)	34	1	28	18	NA	Rad.Panels	TRV Remote Head Adj.	yes	CW Cassette	Tanked & potable	S	6	0	Positive	G4	60	60	300	NA	NA	A	80	Switch	worktop	See P2 Guidance Notes - Note 13.	n/a
		Public Telephone Booth	2	1	28	18	NA	Transfer Air	NA	No	NA	NA	N/A	0	0	Balanced	-	43	-	100	NA	NA	A	80	PIR	Floor	See P2 Guidance Notes - Note 13.	n/a
		Raw fresh veg, salad & fruit (Cold Store)	5	1	NA	NA	NA	Rad.Panels	TRV Remote Head Adj.	No	NA	NA	#VALUE!	0	TBC	Negative	-	43	-	200	NA	NA	A	80	PIR	Floor	Condenser location to be confirmed, See P2 Guidance Notes - Note 13.	n/a
		Receipt Bay (for temp check/monitoring)	3	1	28	18	NA	Rad.Panels	TRV Remote Head Adj.	yes	Air Systems	NA	S & Ex	30	40	Negative	G4	43	-	300	NA	NA	A	80	Switch	Floor	Kitchen Activity to be confirmed, See P2 Guidance Notes - Note 13.	n/a
		Reception / Information Desk	12	1	28	18	NA	Rad.Panels	TRV Remote Head Adj.	yes	Air Systems	NA	S & Ex	4	4	Balanced	G4	43	-	500	NA	NA	A	80	Switch	Desk	300lux at Floor, See P2 Guidance Notes - Note 13.	n/a
		Refuse (Store)	10	1	28	16	NA	Rad.Panels	TRV Remote Head Adj.	No	NA	NA	Ex	0	15	Negative	-	43	-	200	NA	NA	A	80	PIR	Floor	See P2 Guidance Notes - Note 13.	n/a
		Regeneration Trolleys (x8)	18	1	28	18	NA	Rad.Panels	TRV Remote Head Adj.	yes	CW Cassette	NA	S & Ex	30	40	Negative	G4	43	-	100	NA	NA	A	80	switch	Floor	Kitchen Activity to be confirmed, See P2 Guidance Notes - Note 13.	n/a
		Retail Shop	30	1	28	18	NA	NA	NA	yes	Air Systems	Tanked & potable	S & Ex	4	4	Balanced	G4	43	60	-	-	-	A	-	-	-	See P2 Guidance Notes - Note 13.	n/a
		Security / Porters Office	9	1	28	18	NA	Rad.Panels	TRV Remote Head Adj.	yes	Air Systems	Tanked & potable	S & Ex	3	3	Balanced	G4	43	41	300	NA	NA	A	80	Switch	desk	See P2 Guidance Notes - Note 13.	n/a
		Staff Changing - Female (5 person)	8	1	28	18	NA	Rad.Panels	TRV Remote Head Adj.	yes	Air Systems	Tanked & potable	S & Ex	5	4	Positive	G4	43	41	100-150	NA	NA	A	80	PIR	Floor	See P2 Guidance Notes - Note 13.	n/a
		Staff Changing - Male (3 person)	5	1	28	18	NA	Rad.Panels	TRV Remote Head Adj.	yes	Air Systems	Tanked & potable	S & Ex	5	4	Positive	G4	43	41	100-150	NA	NA	A	80	PIR	Floor	See P2 Guidance Notes - Note 13.	n/a
		Supervisors / Admin Office	20	1	28	18	NA	Rad.Panels	TRV Remote Head Adj.	yes	Air Systems	Tanked & potable	S & Ex	3	3	Balanced	G4	43	41	300	NA	NA	A	80	Switch	desk	See P2 Guidance Notes - Note 13.	n/a
		Trolley Wash	10	1	28	18	NA	Rad.Panels	TRV Remote Head Adj.	yes	Air Systems	NA	S & Ex	30	40	Negative	-	43	-	300	NA	NA	A	80	PIR	Floor	Kitchen Activity to be confirmed, See P2 Guidance Notes - Note 13.	n/a
		Vending Machine	3	1	28	18	NA	Transfer Air	NA	No	NA	NA	Ex	0	4	Negative	-	43	-	100	NA	NA	A	80	PIR	Floor	See P2 Guidance Notes - Note 13.	n/a
		Waiting Area	17	1	28	18	NA	Rad.Panels	TRV Remote Head Adj.	yes	Air Systems	NA	S & Ex	3	3	Balanced	G4	43	-	200	NA	NA	A	80	Switch	Floor	See P2 Guidance Notes - Note 13.	n/a
		WC - Visitors	3	1	28	18	NA	Transfer Air	NA	No	NA	Tanked & potable	Ex	0	10	Negative	-	43	41	200	NA	NA	A	80	PIR	Floor	See P2 Guidance Notes - Note 13.	n/a
		WC - Wheelchair accessible	4.5	1	28	18	NA	Transfer Air	NA	No	NA	Tanked & potable	Ex	0	10	Negative	-	43	41	200	NA	NA	A	80	PIR	Floor	See P2 Guidance Notes - Note 13.	n/a

Notes

- a) Linen Bay recess to be treated as part of room.
- b) Mobile Equipment Bay Recess to be treated as part of room
- c) Recess Trolley Area Recess to be treated as part of room
- d) Consult Exam Room - note 10ac/hr not allowed for unless room title listed as Treatment Room.
- e) Reception & Waiting Combined
- f) Internal Temperatures should not exceed 28 deg C (db) for more than 50hrs per year
- g) Offices assumed to have openable windows without 100mm restrictors for natural ventilation .
- h) Staff Rest assumed to have openable windows without 100mm restrictors for natural ventilation and occupancy factor of 0.8.

NHS Lothian.....

BAM.....

Dept	Room	Room Name	Area		Temperature		Relative Humidity	Heating		Cooling	Cooling Type	Cold Water	Ventilation				Safety temperatures		Safety Notes	Lighting						Notes	Medical Location			
					Design Maximum	Design Minimum		Type	Control				Type	Type	Supply	Extract	Relative	Min		Surface	Water	Normal	Night	Local	Standby			Colour	Control	Plane
					deg C	deg C		% RH							ac/hr	ac/hr	Pressure	Filtration		deg C	deg C	lux	lux	lux	Grade			Rendering		
		Body Viewing Room	18	1	28	18	40-60%	Rad.Panels	TRV Remote Head Adj.	yes	CW Cassette	NA	S & Ex	4	6	Negative	G4	43	-		50/100	NA	NA	A	80	Dimmer	Floor	See P2 Guidance Notes - Note 5.	n/a	
		En-suite Shower / WC	4.5	5	28	18	NA	Transfer Air	NA	No	NA	Tanked & potable	Ex	0	10	Negative	-	43	41		200	NA	NA	A	80	PIR	Floor	See P2 Guidance Notes - Note 13.	n/a	
		Interview Room	9	1	28	18	NA	Rad.Panels	TRV Remote Head Adj.	yes	Air Systems	NA	S & Ex	4	4	Balanced	G4	43	-		300	NA	NA	A	80	Switch	Floor	See P2 Guidance Notes - Note 5.	n/a	
		Lobby	3	1	28	18	NA	Transfer Air	NA	No	NA	Transfer Air	Ex	0	0	Balanced	-	43	-		100	NA	NA	A	80	PIR	Floor	See P2 Guidance Notes - Note 13.	n/a	
		Office	12	1	28	18	NA	Rad.Panels	TRV Remote Head Adj.	yes	Air Systems	Tanked & potable	S & Ex	3	3	Balanced	G4	43	41		300	NA	NA	A	80	Switch	desk	See P2 Guidance Notes - Note 13.	n/a	
		On-call Bedroom	10	5	28	18	40-60%	Rad. Panels	TRV Remote Head Adj.	yes	Air Systems	Tanked & potable	S	4	0	Positive	G4	43	41		300	NA	NA	A	80	Dimmer	Floor	See P2 Guidance Notes - Note 13.	n/a	
		Prayer / Meditation / Reflection Area	40	1	28	18	NA	Rad.Panels	TRV Remote Head Adj.	yes	Air Systems	NA	S & Ex	3	3	Balanced	G4	43	-		200	NA	NA	A	80	Switch	Floor	See P2 Guidance Notes - Note 5.	n/a	
		Sitting Room with Beverage Bay	20	1	28	18	40-60%	Rad.Panels	TRV Remote Head Adj.	yes	Air Systems	NA	S & Ex	4	4	Balanced	G4	43	-		100	NA	NA	A	80	PIR	Floor	See P2 Guidance Notes - Note 13.	n/a	
		Store	6	1	28	16	NA	Rad.Panels	TRV Remote Head Adj.	No	NA	NA	Ex	0	3	Negative	-	43	-		200	NA	NA	A	80	PIR	Floor	See P2 Guidance Notes - Note 13.	n/a	
		WC - Wheelchair accessible	4.5	1	28	18	NA	Transfer Air	NA	No	NA	Tanked & potable	Ex	0	10	Negative	-	43	41		200	NA	NA	A	80	PIR	Floor	See P2 Guidance Notes - Note 13.	n/a	
		WC wheelchair accessible / Ritual Washing Area	6	1	28	18	NA	Transfer Air	NA	No	NA	Tanked & potable	Ex	0	10	Negative	-	43	41		200	NA	NA	A	80	PIR	Floor	See P2 Guidance Notes - Note 13.	n/a	

Notes

- a) Linen Bay recess to be treated as part of room.
- b) Mobile Equipment Bay Recess to be treated as part of room
- c) Ressuc Trolley Area Recess to be treated as part of room
- d) Consult Exam Room - note 10ac/hr not allowed for unless room title listed as Treatment Room.
- e) Reception & Waiting Combined
- f) Internal Temperatures should not exceed 28 deg C (db) for more than 50hrs per year
- g) Offices assumed to have openable windows without 100mm restrictors for natural ventilation .
- h) Staff Rest assumed to have openable windows without 100mm restrictors for natural ventilation and occupancy factor of 0.8.

NHS Lothian.....

BAM.....

Dept Code	Room No	Room Name	Area		Temperature		Relative	Heating		Cooling	Cooling	Cold	Ventilation				Safety temperatures		Lighting						Notes	Medical Location		
			(m2)	No	Design Maximum	Design Minimum	Humidity	Type	Control	Type	Type	Water	Type	Supply	Extract	Relative	Min	Surface	Water	Normal	Night	Local	Standby	Colour	Control	Plane		Group
					deg C	deg C	% RH							ac/hr	ac/hr	Pressure	Filtration	deg C	deg C	lux	lux	lux	Grade	Rendering				
		Bathroom	8	1	28	18	NA	Transfer Air	NA	No	NA	Tanked & potable	Ex	0	10	Negative	-	43	41	200	NA	NA	A	80	PIR	Floor	See P2 Guidance Notes - Note 13.	n/a
		Beverage Bay	3	1	28	18	NA	Transfer Air	NA	No	NA	Tanked & potable	Ex	0	5	Negative	-	43	41	100	NA	NA	A	80	PIR	Floor	See P2 Guidance Notes - Note 13.	n/a
		Cleaners Room	7	2	28	18	NA	Rad.Panels	TRV Remote Head Adj.	yes	Air Systems	Tanked & potable	S & Ex	3	3	Balanced	G4	43	60	200	NA	NA	A	80	switch	Floor	See P2 Guidance Notes - Note 13.	n/a
		Complementary Therapy Room	15	1	28	18	NA	Rad.Panels	TRV Remote Head Adj.	yes	Air Systems	NA	S & Ex	4	4	Balanced	G4	43	-	300	NA	NA	A	80	Switch	Floor	See P2 Guidance Notes - Note 13.	n/a
		Dining Room	40	1	28	18	NA	Rad.Panels	TRV Remote Head Adj.	yes	Air Systems	Tanked & potable	S & Ex	4	4	Balanced	G4	43	41	200	NA	NA	A	80	Switch	Floor	300lux at servery	n/a
		Dining room (2 @ 40sqm)	80	1	28	18	NA	Rad.Panels	TRV Remote Head Adj.	yes	Air Systems	Tanked & potable	S & Ex	4	4	Balanced	G4	43	41	200	NA	NA	A	80	Switch	Floor	300lux at servery, See P2 Guidance Notes - Note 13.	n/a
		Drop-In Lounge / Beverage Bay	35	1	28	18	NA	Rad.Panels	TRV Remote Head Adj.	yes	Air Systems	NA	S & Ex	4	5	Negative	G4	43	-	200	NA	NA	A	80	Switch	Floor	See P2 Guidance Notes - Note 13.	n/a
		Drop-In Multi-Purpose Room	39	1	28	18	NA	Rad.Panels	TRV Remote Head Adj.	yes	Air Systems	NA	S & Ex	4	4	Balanced	G4	43	-	300	NA	NA	A	80	Switch	Desk	See P2 Guidance Notes - Note 13.	n/a
		DSR	7	2	28	16	NA	Transfer Air	NA	No	NA	Tanked & potable	Ex	0	3	Negative	-	43	60	100	NA	NA	A	80	Switch	Floor	See P2 Guidance Notes - Note 13.	n/a
		Family Room (including ensuite)	25	33	28	18	NA	Rad. Panels	TRV Remote Head Adj.	yes	Air Systems	Tanked & potable	S	2	0	Positive	G4	43	41	300	NA	NA	A	80	Dimmer	Floor	See P2 Guidance Notes - Note 13.	n/a
		Family Room Accessible (including ensuite)	30	3	28	18	NA	Rad. Panels	TRV Remote Head Adj.	yes	Air Systems	Tanked & potable	S	2	0	Positive	G4	43	41	300	NA	NA	A	80	Dimmer	Floor	See P2 Guidance Notes - Note 13.	n/a
		Family Room ensuite	*	36	28	18	NA	Transfer Air	NA	No	NA	Tanked & potable	Ex	0	10	Negative	-	43	41	200	NA	NA	A	80	PIR	Floor	See P2 Guidance Notes - Note 13.	n/a
		Interview Room	9	2	28	18	NA	Rad.Panels	TRV Remote Head Adj.	yes	Air Systems	NA	S & Ex	4	4	Balanced	G4	43	-	300	NA	NA	A	80	Switch	Floor	See P2 Guidance Notes - Note 13.	n/a
		Kitchen	9	2	28	18	NA	Rad.Panels	TRV Remote Head Adj.	yes	CW Cassette	Tanked & potable	S & Ex	12	15	Negative	G4	60	60	300	NA	NA	A	80	Switch	worktop	See P2 Guidance Notes - Note 13.	n/a
		Kitchen areas (4 @ 9sqm)	36	1	28	18	NA	Rad.Panels	TRV Remote Head Adj.	yes	CW Cassette	Tanked & potable	S & Ex	12	15	Negative	G4	60	60	300	NA	NA	A	80	Switch	worktop	See P2 Guidance Notes - Note 13.	n/a
		Laundry (2 @ 15sqm)	30	1	28	18	NA	Rad.Panels	TRV Remote Head Adj.	No	NA	Tanked & potable	Ex	0	15	Negative	-	60	60	300	NA	NA	A	80	Switch	Sink	See P2 Guidance Notes - Note 13.	n/a
		Lounge - non residents	30	1	28	18	NA	Rad.Panels	TRV Remote Head Adj.	yes	Air Systems	NA	S & Ex	3	3	Balanced	G4	43	-	200	NA	NA	A	80	Switch	Floor	See P2 Guidance Notes - Note 13.	n/a
		Manager's Office (SNIP)	10	1	28	18	NA	Rad.Panels	TRV Remote Head Adj.	yes	Air Systems	NA	S & Ex	3	3	Balanced	G4	43	-	300	NA	NA	A	80	Switch	Desk	See P2 Guidance Notes - Note 13.	n/a
		Meeting Rooms (family size)	15	2	28	18	NA	Rad.Panels	TRV Remote Head Adj.	yes	CW Cassette	NA	S & Ex	4	4	Balanced	G4	43	-	300	NA	NA	A	80	Switch	Table	Temp set back when unoccupied, See P2 Guidance Notes - Note 13.	n/a
		Office - 1 person	8	2	28	18	NA	Rad.Panels	TRV Remote Head Adj.	yes	Air Systems	NA	S & Ex	3	3	Balanced	G4	43	-	300	NA	NA	A	80	Switch	Desk	See P2 Guidance Notes - Note 13.	n/a
		Office - drop in	10	1	28	18	NA	Rad.Panels	TRV Remote Head Adj.	yes	Air Systems	NA	S & Ex	3	3	Balanced	G4	43	-	300	NA	NA	A	80	Switch	Desk	See P2 Guidance Notes - Note 13.	n/a
		Office - SKFF/Voluntary	10	1	28	18	NA	Rad.Panels	TRV Remote Head Adj.	yes	Air Systems	NA	S & Ex	3	3	Balanced	G4	43	-	300	NA	NA	A	80	Switch	Desk	See P2 Guidance Notes - Note 13.	n/a
		Office Family Support - 1 desk and 2 x hot desk	15	1	28	18	NA	Rad.Panels	TRV Remote Head Adj.	yes	Air Systems	NA	S & Ex	3	3	Balanced	G4	43	-	300	NA	NA	A	80	Switch	Desk	See P2 Guidance Notes - Note 13.	n/a
		Radio Lollipop Broadcasting Studio	12	1	28	18	NA	Rad.Panels	TRV Remote Head Adj.	yes	CW Cassette	NA	S & Ex	3	3	Balanced	G4	43	-	300	NA	NA	A	80	Switch	desk	Temp set back when unoccupied, See P2 Guidance Notes - Note 13.	n/a
		Radio Lollipop Lobby & Waiting	8	1	28	18	NA	Rad.Panels	TRV Remote Head Adj.	yes	Air Systems	NA	S & Ex	3	3	Balanced	G4	43	-	200	NA	NA	A	80	Switch	Floor	See P2 Guidance Notes - Note 13.	n/a
		Reception (Waiting)	6	2	28	18	NA	Rad.Panels	TRV Remote Head Adj.	yes	Air Systems	NA	S & Ex	3	3	Balanced	G4	43	-	500	NA	NA	A	80	Switch	Floor	See P2 Guidance Notes - Note 13.	n/a
		Residents Day room	18	1	28	18	NA	Rad.Panels	TRV Remote Head Adj.	yes	Air Systems	Tanked & potable	S & Ex	3	3	Balanced	G4	43	41	200	NA	NA	A	80	Switch	Floor	See P2 Guidance Notes - Note 13.	n/a
		Residents Play room	18	1	28	18	NA	Rad.Panels	TRV Remote Head Adj.	yes	Air Systems	Tanked & potable	S & Ex	3	3	Balanced	G4	43	41	200	NA	NA	A	80	Switch	Floor	See P2 Guidance Notes - Note 13.	n/a
		Staff Offices - SKFF	25	1	28	18	NA	Rad.Panels	TRV Remote Head Adj.	yes	Air Systems	NA	S & Ex	3	3	Balanced	G4	43	-	300	NA	NA	A	80	Switch	Desk	See P2 Guidance Notes - Note 13.	n/a
		Staff Offices - SNIP x 4 and telephone pod	24	1	28	18	NA	Rad.Panels	TRV Remote Head Adj.	yes	Air Systems	NA	S & Ex	3	3	Balanced	G4	43	-	300	NA	NA	A	80	Switch	Desk	See P2 Guidance Notes - Note 13.	n/a
		Storage	12	1	28	16	NA	Rad.Panels	TRV Remote Head Adj.	No	NA	NA	Ex	0	3	Negative	-	43	-	200	NA	NA	A	80	PIR	Floor	See P2 Guidance Notes - Note 13.	n/a
		Storage - External (Radio Roadshow & Gardening equipment)	20	1	28	16	NA	Rad.Panels	TRV Remote Head Adj.	No	NA	NA	Ex	0	3	Negative	-	43	-	200	NA	NA	A	80	PIR	Floor	See P2 Guidance Notes - Note 13.	n/a
		Storage - internal	28	1	28	16	NA	Rad.Panels	TRV Remote Head Adj.	No	NA	NA	Ex	0	3	Negative	-	43	-	200	NA	NA	A	80	PIR	Floor	See P2 Guidance Notes - Note 13.	n/a
		Storage - refuse	10	2	28	16	NA	Rad.Panels	TRV Remote Head Adj.	No	NA	NA	Ex	0	15	Negative	-	43	-	200	NA	NA	A	80	PIR	Floor	See P2 Guidance Notes - Note 13.	n/a
		Store	12	2	28	16	NA	Rad.Panels	TRV Remote Head Adj.	No	NA	NA	Ex	0	3	Negative	-	43	-	200	NA	NA	A	80	PIR	Floor	See P2 Guidance Notes - Note 13.	n/a
		Switch/meter cupboard	6	2	28	16	NA	Transfer Air	NA	No	NA	NA	Ex	0	3	Negative	-	-	-	200	NA	NA	A	80	Switch	Floor	See P2 Guidance Notes - Note 13.	n/a
		Waiting / Reception	8	1	28	18	NA	Rad.Panels	TRV Remote Head Adj.	No	NA	NA	S & Ex	3	3	Balanced	G4	43	-	500	NA	NA	A	80	Switch	Floor	See P2 Guidance Notes - Note 13.	n/a
		WC - female	2.5	2	28	18	NA	Transfer Air	NA	No	NA	Tanked & potable	Ex	0	10	Negative	-	43	41	200	NA	NA	A	80	PIR	Floor	See P2 Guidance Notes - Note 13.	n/a
		WC - male	2.5	2	28	18	NA	Transfer Air	NA	No	NA	Tanked & potable	Ex	0	10	Negative	-	43	41	200	NA	NA	A	80	PIR	Floor	See P2 Guidance Notes - Note 13.	n/a
		WC - Staff	3	1	28	18	NA	Transfer Air	NA	No	NA	Tanked & potable	Ex	0	10	Negative	-	43	41	200	NA	NA	A	80	PIR	Floor	See P2 Guidance Notes - Note 13.	n/a
		WC - Wheelchair accessible	4.5	5	28	18	NA	Transfer Air	NA	No	NA	Tanked & potable	Ex	0	10	Negative	-	43	41	200	NA	NA	A	80	PIR	Floor	See P2 Guidance Notes - Note 13.	n/a
		Wheelchair Bay	6	1	NA	16	NA	Transfer Air	NA	No	NA	NA	Transfer air	0	0	Balanced	-	43	-	100	NA	NA	A	80	switch	Trolley/Bed	See P2 Guidance Notes - Note 13.	n/a

Notes

- a) Linen Bay recess to be treated as part of room.
- b) Mobile Equipment Bay Recess to be treated as part of room
- c) Recess Trolley Area Recess to be treated as part of room
- d) Consult Exam Room - note 10ac/hr not allowed for unless room title listed as Treatment Room.
- e) Reception & Waiting Combined
- f) Internal Temperatures should not exceed 28 deg C (db) for more than 50hrs per year
- g) Offices assumed to have openable windows without 100mm restrictors for natural ventilation .
- h) Staff Rest assumed to have openable windows without 100mm restrictors for natural ventilation and occupancy factor of 0.8.
- * Ensuite included in areas allocated to Family Room/Family Room Accessible - Actual area of Ensuite to be confirmed

NHS Lothian.....

BAM.....

Royal Hospital for Sick Children and Department for Clinical Neurosciences - Edinburgh

Reference Design Envisaged Solution - RHSC / DCN RDS Environmental Matrix



Page No.	Dept Code	Index
1	~	Cover
2	~	Guidance Notes
3	~	Room Function Reference Sheet
4	A1 - A4	Front Door - A&E / Assessment Ward
5	B1	Critical Care / HDU / Neonatal Surgery
6	C1- C5	RHSC In Patient Pathway / Ward Care
8	D1 - D10	RHSC Ambulatory Care
11	F1	Child and Adolescent Mental Health
12	G2 - G3	Clinical Support
13	H1 - H3	Academic
14	I1 - I2	Facilities / Infrastructure Support Services
15	J1 - J2	Patient / Family Support
16	K1 - K2	Family Facilities
17	L1 - L2	DCN In Patient Pathway / Ward Care
18	N1	DCN Out Patient Departments
19	M1- M4	DCN Support Space
20	P1	Combined Theatres
22	Q1	Combined Radiology
24	R1 - R2	Office / Admin Support Services
25	S1 - S7	Combined Facilities / Infrastructure Support Services
26	T1	Plant

Rev	By	Description	Date
First Issue	JMcM	First Issue Based of Schedule of Area V8	03.02.12

Environmental Matrix - Guidance Notes

- 1 This workbook is prepared for the Reference Design Stage as an easier reference tool to replace ADB RDS M&E Sheets for the Environmental Criteria elements as described on these sheets.
- 2 The services matrices are produced from the NHS Lothian Schedule of Accommodation Sheets [Version 8 issued 29th November 2011](#).
- 3 The design of the HVAC systems to the theatres shall be in accordance with SHTM 03-01.
- 4 Where radiant panels are indicated in any room in these matrices, detailed design development may remove the need for these without detriment to environmental temperature. This design development is dependant on actual room layout - i.e. whether a room is located adjacent to an external wall, ground bearing floor, roof surface or is internal.
- 5 Ventilation air change rates and the use of natural ventilation in Patient Areas shall be reviewed throughout the detail design process to ensure a maximum internal temperature of 28°C (dry bulb) is not exceeded for more than 50 hours per year during normal occupancy as listed in SHTM 03-01. This criteria shall also apply to cellular and open plan office spaces.
- 6 Maximum internal temperatures of 28°C relate to normal occupancy and Summer Design Conditions ; External Summer Conditions for Cooling Plant Selection as per SHTM2025, Enthalpy 54kJ/kgda.26degC db, 19degC wb. External Winter Conditions as per CIBSE Guide A Table A 2.2 for locality – - 6C for Heat Losses, and as SHTM 2025 for locality – -10C for AHU Ventilation Plant design.
- 7 Examination lamp notes where listed are provisional. Detailed requirements (fixed, mobile, illumination) will be detailed on C sheets as agreed from signed off 1:50 RDS, which shall take precedence over this schedule.
- 8 All lighting levels are derived from CIBSE Lighting Guide LG2. Client briefing may take precedence over Environmental Matrix.
- 9 Colour rendering refers to CIBSE Lighting Design Guide and will be applied throughout
 "80" : Normal
 "90" - Enhanced to provide close as possible match to natural light for clinical purposes
- 10 Thermostatic Mixing Devices - SHTM 04-01 Guidance shall be employed for specific TRV Type versus listed Area/Activity.
- 11 Standby Lighting to be Grade A throughout .
- 12 The internal temperature in naturally or mechanically ventilated rooms shall not exceed the maximum temperature as listed on these Environmental Matrices provided external summer design criteria is not exceeded .
- 13 Local Radiant Panel TRV's shall be tamper proof head type with limiting/locking facility.
- 14 Local Control BMS Temperature Sensors for ducted reheat zones and chilled water cassettes for hotspots shall be provided with local range adjustment to +/- 2C of BMS Set Point. BMS set point shall be adjustable via operator/user dialogue through formal FM channels.
- 15 **Typical bedroom** - Design Criteria - SHTM 03-01 Clause 2.11 - internal temperatures in patient areas should not exceed 28C db for more than 50 hrs per year. Appendix 1 SHTM 03-01 gives 18C to 28C float range.
HDU bed areas - Design Criteria - HBN 57 gives specific guidance as well as SHTM 03-01 - esp Appendix 1 for air change rates - 10ac/hr Supply, 18C to 25C control range. (Capability shall be provided but not at the summer and winter external ambient design extremes against the internal maximum and minimum range conditions).
 The department should be air conditioned and controlled on a zonal basis.
 Central AHU plant requires humidification to achieve RH range during winter (HBN 57 Clause 4.60).
Post theatre recovery areas - Design Criteria - SHTM 03-01 - esp Appendix 1 for air change rates - 15ac/hr S&E , 18C to 25C control range.(Capability shall be provided but not at the summer and winter external ambient design extremes against the maximum and minimum range conditions).
 Central AHU plant requires humidification to achieve RH range during winter.
Critical Care areas - Design Criteria - SHTM 03-01 - esp Appendix 1 for air change rates - 10ac/hr Supply , 18C to 25C control range.(Capability shall be provided but not at the summer and winter external ambient design extremes against the maximum and minimum range conditions).
 Central Air Handling Plant requires humidification to achieve RH range during winter (HBN 57 Clause 4.60).
Theatre areas - Design Criteria -SHTM 03-01 - esp Appendix 1 and 2 for air change rates Appendix 3 for design logic and pressure cascade criteria, 18C to 25C control range.(Capability shall be provided but not at the summer and winter external ambient design extremes against the internal maximum and minimum range conditions). SHTM 03-01 advises Humidification is no longer to be provided for theatres ventilation as a matter of course. Users to verify any specific requirements depending on clinical requirement. Space in plantrooms should be provided together with blank section within air handling units for future provision.
- 16 **Corridor** ventilation may be either mechanical or where the opportunity exists natural. To be determined during detailed design with due regard to clinical functionality.
- 17 **Single Room WC** - SHTM 03-01 Appendix 1 suggests 3ac/hr extract air change rate only. HK have applied 10ac/hr extract rate to provide a more robust rate of extract.
- 18 **Diagnostic Rooms** - (X Ray, CT Scanner, MRI Scanners, Gamma Camera) - air change rates listed at 8ac/hr. Actual air change rate must be derived through room heat gain analysis and actual equipment guidance.
- 19 **Operating Theatre Laminar Flow/UCV Requirements** - Refer to Operational Policy Documents for specific theatres which require Laminar Flow/UCV canopy style ventilation solution. Note specific requirements for screenless canopies to avoid conflict with particular surgeon instruments/microscopes.
- 20 **Small workshop Areas** - Local Extract Ventilation (LEV) unit requirement to be determined from room equipment schedules
- 21 **Note that Isolation Suite ventilation solutions for this project shall follow HBN 4 Supplement 1 Section 4 Item 4.8 Guidance i.e.**
 A common departmental AHU shall be employed to provide supply air ventilation (and shall therefore employ duty & standby motors)
 Isolation Rooms En Suite Extracts shall be provided with an independent Isolation Room toilet extract ventilation system.
 Isolation Rooms En Suite Extracts shall be provided with either externally located 3 mtr high discharge stack in a safe location or with extract filters (H14) within a safe change housing outside the building on the suction side of the fan.
 Heating & Cooling Isolation Suites shall be provided via the ventilation system.
- 22 **Retail Provision** - Service provisions listed are Infrastructure only for future fit-out by retailer

Room Function Reference Sheet.

The following table details reference templates which are used to populate cells within the environmental matrix. Refer to individual department sheets for individual room environmental conditions

Room Function	Temperature		Heating		Cooling Present	Cooling	Ventilation					Safety temperatures		Lighting						Notes	Medical Location Group		
	Design Maximum deg C	Design Minimum deg C	Type	Control			Type	Type	Supply ac/hr	Extract ac/hr	Relative Pressure	Min Filtration	Surface deg C	Water deg C	Normal lux	Night lux	Local lux	Standby Grade	Colour Rendering			Control	Plane
Bathroom	28	18	Adjacent Space Transfer Air	None	No	None	Central Dirty Extract	0	10	Negative	None	43	41	200	200	None	A	80	Presence detection	Floor 0m	See Guidance Notes	Not Applicable	
Bedroom	28	20	Radiant Panels	TRV Remote Head Adj.	Yes	Comfort Cooled Fresh Air	Central Supply Air	4	0	Positive	G4	43	41	100	300	A	80	Switch / Dimmer	Bed / Trolley 1.45m	See Guidance Notes	1		
Cellular / Ward Offices	28	18	Radiant Panels	TRV Remote Head Adj.	Yes	Comfort Cooled Fresh Air	Central Supply and Extract	4	3	Positive	G4	43	Not Applicable	300	Not Applicable	None	A	80	Switch	Desk 0.75 to 0.85m	See Guidance Notes	Not Applicable	
Changing Facilities	28	18	Radiant Panels	TRV Remote Head Adj.	Yes	Comfort Cooled Fresh Air	Central Supply and Extract	5	4	Positive	G4	43	41	100	Not Applicable	None	A	80	Presence detection	Floor 0m	See Guidance Notes	Not Applicable	
Circulation Areas	28	18	Radiant Panels	TRV Remote Head Adj.	No	None	None	Refer to Guidance Notes	Refer to Guidance Notes		G4	43	41	300	Not Applicable	None	A	80	Switch / Dimmer	Desk 0.75 to 0.85m	See Guidance Notes	Not Applicable	
Circulation Areas - Entrance Lobby	28	Not Controlled	Warm Air Door Curtain	BMS Adjustable Sensor	No	None	None	0	0	Balanced	None	Not Applicable	Not Applicable	200	Not Applicable	None	A	80	Presence detection	Floor 0m	See Guidance Notes	Not Applicable	
Classroom	25	18	Radiant Panels	TRV Remote Head Adj.	Yes	Ceiling Cassette - Chilled Water	Central Supply and Extract	4	4	Balanced	G4	43	Not Applicable	300	Not Applicable	None	A	80	Switch	Desk 0.75 to 0.85m	See Guidance Notes	Not Applicable	
Common room/staff room/lounge	28	18	Radiant Panels	TRV Remote Head Adj.	Yes	Comfort Cooled Fresh Air	Central Supply and Extract	6	8	Negative	G4	43	41	300	Not Applicable	None	A	80	Switch	Floor 0m	See Guidance Notes	Not Applicable	
Consulting Room	28	18	Radiant Panels	TRV Remote Head Adj.	Yes	Comfort Cooled Fresh Air	Central Supply and Extract	3	3	Balanced	G4	43	41	300	Not Applicable	1000	A	80	Switch	Bed / Trolley 1.45m	See Guidance Notes	1	
Clean Utility	28	18	Radiant Panels	TRV Remote Head Adj.	Yes	Comfort Cooled Fresh Air	Central Supply Air	6	0	Positive	G4	43	41	150	Not Applicable	None	A	80	Presence detection	General working plane 1m	See Guidance Notes	Not Applicable	
Dirty utility	28	18	Adjacent Space Transfer Air	None	No	None	Central Dirty Extract	0	6	Negative	None	43	60	200	Not Applicable	None	A	80	Presence detection	Floor 0m	See Guidance Notes	Not Applicable	
Diagnostic room	25	18	Warm Air - Reheat Battery	BMS Adjustable Sensor	Yes	Comfort Cooled Fresh Air	Central Supply and Extract	8	8	Balanced	F7	43	41	300	Not Applicable	1000	A	80	Switch / Dimmer	General working plane 1m	See Guidance Notes	1	
Eating/Drinking	28	18	Radiant Panels	TRV Remote Head Adj.	Yes	Comfort Cooled Fresh Air	Central Supply and Extract	4	4	Balanced	G4	43	41	200	Not Applicable	None	A	80	Switch	Floor 0m	See Guidance Notes	Not Applicable	
Ward Kitchen	28	18	Adjacent Space Transfer Air	None	Yes	Ceiling Cassette - Chilled Water	Central General Extract	0	6	Negative	G4	Not Applicable	60	300	Not Applicable	None	A	80	Switch	General working plane 1m	See Guidance Notes	Not Applicable	
Small Workshop	28	18	Radiant Panels	TRV Remote Head Adj.	No	None	Central Supply and Extract	4	6	Negative	G4	43	41	300	Not Applicable	None	A	80	Switch	Desk 0.75 to 0.85m	See Guidance Notes	Not Applicable	
HDU	25	18	Warm Air - Reheat Battery	BMS Adjustable Sensor	Yes	Comfort Cooled Fresh Air	Central Supply Air	10	0	Positive	F7	43	41	400	10 to 20	1000	A	90	Switch / Dimmer	Bed / Trolley 1.45m	See Guidance Notes	2	
IT equipment (comms server)	25	18	None	None	Yes	Ceiling Cassette - Chilled Water	Central General Extract	0	2	Negative	None	Not Applicable	Not Applicable	300	Not Applicable	None	A	80	Switch	Floor 0m	See Guidance Notes	Not Applicable	
Kitchen (Commercial)	28	16	None	None	Yes	Comfort Cooled Fresh Air	Central Supply and Extract	DW172 Dependant	DW172 Dependant	Negative	G4	43	60	500	Not Applicable	None	A	80	Switch	General working plane 1m	See Guidance Notes	Not Applicable	
Laboratory	28	18	Radiant Panels	TRV Remote Head Adj.	Yes	Comfort Cooled Fresh Air	Central Supply and Extract	6	6	Balanced	F7	43	60	500	Not Applicable	None	A	80	Switch	Desk 0.75 to 0.85m	See Guidance Notes	Not Applicable	
Laundry	28	18	Adjacent Space Transfer Air	None	No	Comfort Cooled Fresh Air	Central Supply and Extract	6	10	Negative	G4	43	60	300	Not Applicable	None	A	80	Switch	Floor 0m	See Guidance Notes	Not Applicable	
Meeting Room	25	18	Radiant Panels	TRV Remote Head Adj.	Yes	Ceiling Cassette - Chilled Water	Central Supply and Extract	4	4	Balanced	G4	43	Not Applicable	300	Not Applicable	None	A	80	Switch	Desk 0.75 to 0.85m	See Guidance Notes	Not Applicable	
Patient Accommodation Day	28	18	Radiant Panels	TRV Remote Head Adj.	Yes	Comfort Cooled Fresh Air	Central Supply Air	4	0	Positive	G4	43	41	100	Not Applicable	None	A	80	Switch	Bed / Trolley 1.45m	See Guidance Notes	1	
Multi-bed Wards	28	18	Radiant Panels	TRV Remote Head Adj.	Yes	Comfort Cooled Fresh Air	Central Supply Air	4	0	Positive	G4	43	41	100	5	300	A	80	Switch / Dimmer	Bed / Trolley 1.45m	See Guidance Notes	1	
Physiotherapy Studio	28	18	Radiant Panels	TRV Remote Head Adj.	Yes	Comfort Cooled Fresh Air	Central Supply and Extract	5	6	Negative	G4	43	41	300	Not Applicable	None	A	80	Switch / Dimmer	Floor 0m	See Guidance Notes	1	
Body View	25	18	Radiant Panels	TRV Remote Head Adj.	Yes	Ceiling Cassette - Chilled Water	Central Supply and Extract	4	6	Negative	G4	43	Not Applicable	100	Not Applicable	None	A	80	Switch	Floor 0m	See Guidance Notes	Not Applicable	
Reception	28	18	Radiant Panels	TRV Remote Head Adj.	Yes	Comfort Cooled Fresh Air	Central Supply Air	3	0	Positive	G4	43	Not Applicable	300	Not Applicable	None	A	80	Switch	Desk 0.75 to 0.85m	See Guidance Notes	Not Applicable	
Storage Area Med Gas	28	16	Adjacent Space Transfer Air	None	No	None	Natural ventilation	0	0	Balanced	None	Not Applicable	Not Applicable	200	Not Applicable	None	A	80	Presence detection	Floor 0m	See Guidance Notes	Not Applicable	
Storage Area Equipment	28	16	Radiant Panels	TRV Remote Head Adj.	No	None	Central General Extract	0	3	Negative	None	43	Not Applicable	200	Not Applicable	None	A	80	Presence detection	Floor 0m	See Guidance Notes	Not Applicable	
Tea Making	28	18	Adjacent Space Transfer Air	None	No	None	Central General Extract	0	5	Negative	None	43	41	100	Not Applicable	None	A	80	Presence detection	Floor 0m	See Guidance Notes	Not Applicable	
Toilet	28	18	Adjacent Space Transfer Air	None	No	None	Central Dirty Extract	0	10	Negative	None	43	41	200	Not Applicable	None	A	80	Presence detection	Floor 0m	See Guidance Notes	Not Applicable	
Waiting Room	28	18	Radiant Panels	TRV Remote Head Adj.	Yes	Comfort Cooled Fresh Air	Central Supply and Extract	5	5	Balanced	G4	43	Not Applicable	300	Not Applicable	None	A	80	Switch	Floor 0m	See Guidance Notes	Not Applicable	
Treatment Room	28	18	Radiant Panels	TRV Remote Head Adj.	Yes	Comfort Cooled Fresh Air	Central Supply Air	10	0	Positive	F7	43	41	500	Not Applicable	1000	A	90	Switch	Bed / Trolley 1.45m	See Guidance Notes	1	
Isolation Lobby	25	18	Warm Air - Reheat Battery	BMS Adjustable Sensor	Yes	Comfort Cooled Fresh Air	HBN4 Dependant	HBN4 Dependant	HBN4 Dependant	Positive	F7	43	Not Applicable	200	Not Applicable	None	A	80	Presence detection	Floor 0m	See Guidance Notes	Not Applicable	
Resuscitation Bay	25	21	Radiant Panels	BMS Adjustable Sensor	Yes	Comfort Cooled Fresh Air	Central Supply and Extract	10	6	Positive	G4	43	41	500	Not Applicable	1000	A	80	Switch	Bed / Trolley 1.45m	See Guidance Notes	2	
Circulation Equipment Storage Bays	28	16	Adjacent Space Transfer Air	None	No	None	Central General Extract	0	3	Negative	None	43	Not Applicable	200	Not Applicable	None	A	80	Presence detection	Floor 0m	See Guidance Notes	Not Applicable	
Isolation Bedroom	25	21	Adjacent Space Transfer Air	BMS Adjustable Sensor	Yes	Comfort Cooled Fresh Air	HBN4 Dependant	HBN4 Dependant	HBN4 Dependant	Balanced	F7	43	41	100	5	300	A	80	Switch	Bed / Trolley 1.45m	See Guidance Notes	1	
Operating Theatre Suite	25	18	Warm Air - Reheat Battery	BMS Adjustable Sensor	Yes	Comfort Cooled Fresh Air	In line with SHTM 03-01	In line with SHTM 03-01	In line with SHTM 03-01	F7	43	Not Applicable	500	Not Applicable	10,000 - 100,000	A	80	Switch	Floor 0m	See Guidance Notes	2		
Operating Theatre DCU	28	18	Adjacent Space Transfer Air	None	No	None	In line with SHTM 03-01	0	3	Negative	None	43	41	100	Not Applicable	None	A	80	Switch	Floor 0m	See Guidance Notes	2	
Operating Theatre Recovery	25	18	Warm Air - Reheat Battery	BMS Adjustable Sensor	Yes	Comfort Cooled Fresh Air	In line with SHTM 03-01	15	15	Balanced	F7	43	41	500	Not Applicable	1000	A	80	Switch / Dimmer	Bed / Trolley 1.45m	See Guidance Notes	2	
Disposal Hold	28	18	Adjacent Space Transfer Air	None	No	None	Central Dirty Extract	0	10	Negative	None	43	Not Applicable	100	Not Applicable	None	A	91	Switch	Bed / Trolley 1.45m	See Guidance Notes	Not Applicable	
DSR	25	19	Adjacent Space Transfer Air	None	No	None	Central Dirty Extract	0	10	Negative	None	43	Not Applicable	100	Not Applicable	None	A	92	Switch	Bed / Trolley 1.45m	See Guidance Notes	Not Applicable	
Resus Trolley bay	25	18	Radiant Panels	TRV Remote Head Adj.	Yes	Comfort Cooled Fresh Air	Central Supply Air	0	0	Balanced	None	43	Not Applicable	500	Not Applicable	None	A	93	Switch	Bed / Trolley 1.45m	See Guidance Notes	Not Applicable	
Baby Feeding Room / Nappy Change	28	18	Adjacent Space Transfer Air	None	No	None	Central Dirty Extract	0	10	Negative	None	43	41	200	Not Applicable	None	A	80	Switch / Dimmer	Floor 0m	See Guidance Notes	Not Applicable	
Relatives Overnight Stay	28	20	Radiant Panels	TRV Remote Head Adj.	Yes	Comfort Cooled Fresh Air	Central Supply and Extract	4	0	Positive	G4	43	41	100	Not Applicable	None	A	80	Switch	Bed / Trolley 1.45m	See Guidance Notes	Not Applicable	
Pantry	28	18	Radiant Panels	TRV Remote Head Adj.	Yes	Comfort Cooled Fresh Air	Central Supply and Extract	6	8	Negative	G4	43	41	300	Not Applicable	None	A	80	Switch	Floor 0m	See Guidance Notes	Not Applicable	
Linen Bay	28	16	Adjacent Space Transfer Air	None	No	None	Central Supply and Extract	0	3	Negative	None	43	Not Applicable	100	Not Applicable	None	A	80	Presence detection	Floor 0m	See Guidance Notes	Not Applicable	
Multi Disciplinary Work Areas	28	18	Radiant Panels	TRV Remote Head Adj.	Yes	Comfort Cooled Fresh Air	Central Supply and Extract	6	4	Positive	G4	43	Not Applicable	300	Not Applicable	1000	A	80	Switch	Desk 0.75 to 0.85m	See Guidance Notes	Not Applicable	
Open Plan Office	28	18	Radiant Panels	TRV Remote Head Adj.	Yes	Comfort Cooled Fresh Air	Central Supply and Extract	6	4	Positive	G4	43	Not Applicable	300	Not Applicable	None	A	80	Switch	Desk 0.75 to 0.85m	See Guidance Notes	Not Applicable	
Equipment Decontamination	28	18	Radiant Panels	TRV Remote Head Adj.	Yes	Comfort Cooled Fresh Air	Central Supply Air	6	0	Positive	G4	43	41	200	Not Applicable	None	A	80	Presence detection	General working plane 1m	See Guidance Notes	Not Applicable	
Circulation Phone Booth	28	18	Radiant Panels	TRV Remote Head Adj.	No	None	Central Supply and Extract	0	0	Balanced	G4	43	41	200	Not Applicable	None	A	80	Switch / Dimmer	Desk 0.75 to 0.85m	See Guidance Notes	Not Applicable	
Recovery Bay / Recovery Room	28	20	Radiant Panels	TRV Remote Head Adj.	Yes	Comfort Cooled Fresh Air	Central Supply and Extract	4	0	Positive	G4	43	41	500	Not Applicable	1000	A	80	Switch / Dimmer	Bed / Trolley 1.45m	See Guidance Notes	1	
Isolation Bedroom En-suite	28	18	Adjacent Space Transfer Air	None	No	None	HBN4 Dependant	HBN4 Dependant	HBN4 Dependant	None	None	43	41	200	200	None	A	80	Presence detection	Floor 0m	See Guidance Notes	1	

Dept Code	Dept Name	Department Sub Group	Room Name	Qty	Area (m2)	Room Function	Temperature		Heating		Cooling Present	Cooling Type	Ventilation				Safety temperatures		Safety Notes		Lighting				Medical Location Group							
							Design Maximum deg C	Design Minimum deg C	Type	Control			Type	Supply ac/hr	Extract ac/hr	Relative Pressure	Min Filtration	Surface deg C	Water deg C	Normal lux	Night lux	Local lux	Standby Grade	Colour Rendering		Control	Plane	Notes				
A1	Emergency Department	Entrance, Reception & Waiting	Main Entrance Draught Lobby	2	10.0	Circulation Areas - Entrance Lobby	28	Not Controlled	Warm Air Door Curtain	BMS Adjustable Sensor	No	None	None	0	0	Balanced	None	Not Applicable	Not Applicable	0	200	Not Applicable	None	A	80	Presence detection	Floor 0m	See Guidance Notes	Not Applicable			
			Parking Bay: 6 wheelchairs	1	4.0	Circulation Equipment Storage Bays	28	16	Adjacent Space Transfer Air	None	No	None	None	Central General Extract	0	3	Negative	None	43	Not Applicable	0	200	Not Applicable	None	A	80	Presence detection	Floor 0m	See Guidance Notes	Not Applicable		
			Parking Bay: 3 accident trolleys & 3 wheelchairs	1	12.0	Circulation Equipment Storage Bays	28	16	Adjacent Space Transfer Air	None	No	None	None	Central General Extract	0	3	Negative	None	43	Not Applicable	0	200	Not Applicable	None	A	80	Presence detection	Floor 0m	See Guidance Notes	Not Applicable		
			Reception/2 staff	1	16.0	Reception	28	18	Radiant Panels	TRV Remote Head Adj.	Yes	Comfort Cooled Fresh Air	Central Supply Air	3	0	Positive	G4	43	Not Applicable	0	300	Not Applicable	None	A	80	Switch	Desk 0.75 to 0.85m	See Guidance Notes	Not Applicable			
			Waiting Area inc Play Area	1	63.0	Waiting Room	28	18	Radiant Panels	TRV Remote Head Adj.	Yes	Comfort Cooled Fresh Air	Central Supply and Extract	5	5	Balanced	G4	43	Not Applicable	0	300	Not Applicable	None	A	80	Switch	Floor 0m	See Guidance Notes	Not Applicable			
			WC - Wheelchair accessible	2	4.5	Toilet	28	18	Adjacent Space Transfer Air	None	No	None	None	Central Dirty Extract	0	10	Negative	None	43	41	0	200	Not Applicable	None	A	80	Presence detection	Floor 0m	See Guidance Notes	Not Applicable		
			Nappy Change Room with handwash	1	4.0	Toilet	28	18	Adjacent Space Transfer Air	None	No	None	None	Central Dirty Extract	0	10	Negative	None	43	41	0	200	Not Applicable	None	A	80	Presence detection	Floor 0m	See Guidance Notes	Not Applicable		
			Baby/Infant Feeding Room	1	4.0	Baby Feeding Room / Nappy Change	28	18	Adjacent Space Transfer Air	None	No	None	None	Central Dirty Extract	0	10	Negative	None	43	41	0	200	Not Applicable	None	A	80	Presence detection	Floor 0m	See Guidance Notes	Not Applicable		
			Triage Room	1	16.0	Consulting Room	28	18	Radiant Panels	TRV Remote Head Adj.	Yes	Comfort Cooled Fresh Air	Central Supply and Extract	3	3	Balanced	G4	43	41	0	300	Not Applicable	1000	A	80	Switch	Bed / Trolley 1.45m	See Guidance Notes	1			
			Treatment Room: Dual Access	10	16.0	Treatment Room	28	18	Radiant Panels	TRV Remote Head Adj.	Yes	Comfort Cooled Fresh Air	Central Supply Air	10	0	Positive	F7	43	41	0	500	Not Applicable	1000	A	90	Switch	Bed / Trolley 1.45m	See Guidance Notes	1			
		Treatment Room: Single Access	4	14.0	Treatment Room	28	18	Radiant Panels	TRV Remote Head Adj.	Yes	Comfort Cooled Fresh Air	Central Supply Air	10	0	Positive	F7	43	41	0	500	Not Applicable	1000	A	90	Switch	Bed / Trolley 1.45m	See Guidance Notes	1				
		WC - Wheelchair accessible	2	4.5	Toilet	28	18	Adjacent Space Transfer Air	None	No	None	None	Central Dirty Extract	0	10	Negative	None	43	41	0	200	Not Applicable	None	A	80	Presence detection	Floor 0m	See Guidance Notes	Not Applicable			
		Plaster Suite (2 bays)	1	24.0	Consulting Room	28	18	Radiant Panels	TRV Remote Head Adj.	Yes	Comfort Cooled Fresh Air	Central Supply and Extract	3	3	Balanced	G4	43	41	0	300	Not Applicable	1000	A	80	Switch	Bed / Trolley 1.45m	See Guidance Notes	1				
		Store - Plaster	1	6.0	Storage Area Equipment	28	16	Radiant Panels	TRV Remote Head Adj.	No	None	None	Central General Extract	0	3	Negative	None	43	Not Applicable	0	200	Not Applicable	None	A	80	Presence detection	Floor 0m	See Guidance Notes	Not Applicable			
		Staff & Communication Base	1	16.0	Cellular / Ward Offices	28	18	Radiant Panels	TRV Remote Head Adj.	Yes	Comfort Cooled Fresh Air	Central Supply and Extract	4	3	Balanced	G4	43	Not Applicable	0	300	Not Applicable	None	A	80	Switch	Desk 0.75 to 0.85m	See Guidance Notes	Not Applicable				
		Supplies Base	1	10.0	Storage Area Equipment	28	16	Radiant Panels	TRV Remote Head Adj.	No	None	None	Central General Extract	0	3	Negative	None	43	Not Applicable	0	200	Not Applicable	None	A	80	Presence detection	Floor 0m	See Guidance Notes	Not Applicable			
		Washdown Room	1	16.0	Dirty utility	28	18	Adjacent Space Transfer Air	None	No	None	None	Central Dirty Extract	0	6	Negative	None	43	60	0	200	Not Applicable	None	A	80	Presence detection	Floor 0m	See Guidance Notes	Not Applicable			
		General X-Ray Room	1	33.0	Diagnostic room	25	18	Warm Air - Reheat Battery	BMS Adjustable Sensor	Yes	Comfort Cooled Fresh Air	Central Supply and Extract	8	8	Balanced	F7	43	41	0	300	Not Applicable	1000	A	80	Switch / Dimmer	General working plane 1m	See Guidance Notes	1				
		Processing Room	1	10.0	Cellular / Ward Offices	28	18	Radiant Panels	TRV Remote Head Adj.	Yes	Comfort Cooled Fresh Air	Central Supply and Extract	4	3	Positive	G4	43	Not Applicable	0	300	Not Applicable	None	A	80	Switch	Desk 0.75 to 0.85m	See Guidance Notes	Not Applicable				
		Changing Cubicle	1	4.0	Changing Facilities	28	18	Radiant Panels	TRV Remote Head Adj.	Yes	Comfort Cooled Fresh Air	Central Supply and Extract	5	4	Positive	G4	43	41	0	100	Not Applicable	None	A	80	Presence detection	Floor 0m	See Guidance Notes	Not Applicable				
		Patient Resuscitation Facilities	Resuscitation Room: 4 places	2	50.0	Resuscitation Bay	25	21	Radiant Panels	BMS Adjustable Sensor	Yes	Comfort Cooled Fresh Air	Central Supply and Extract	10	6	Positive	G4	43	41	0	500	Not Applicable	1000	A	80	Switch	Bed / Trolley 1.45m	See Guidance Notes	2			
			Distressed & Bereaved Persons Facilities	Sitting Room	1	16.0	Common room/staff room/lounge	28	18	Radiant Panels	TRV Remote Head Adj.	Yes	Comfort Cooled Fresh Air	Central Supply and Extract	6	8	Negative	G4	43	41	0	300	Not Applicable	None	A	80	Switch	Floor 0m	See Guidance Notes	Not Applicable		
				WC - Wheelchair accessible	1	4.5	Toilet	28	18	Adjacent Space Transfer Air	None	No	None	None	Central Dirty Extract	0	10	Negative	None	43	41	0	200	Not Applicable	None	A	80	Presence detection	Floor 0m	See Guidance Notes	Not Applicable	
		Support Facilities: Clinical	Body Viewing Room	1	10.0	Body View	25	18	Radiant Panels	TRV Remote Head Adj.	Yes	Ceiling Cassette - Chilled Water	Central Supply and Extract	4	6	Negative	G4	43	Not Applicable	0	100	Not Applicable	None	A	80	Switch	Floor 0m	See Guidance Notes	Not Applicable			
			Laboratory - Near Patient Testing / Status	1	8.0	Laboratory	28	18	Radiant Panels	TRV Remote Head Adj.	Yes	Comfort Cooled Fresh Air	Central Supply and Extract	6	6	Balanced	F7	43	60	0	500	Not Applicable	None	A	80	Switch	Desk 0.75 to 0.85m	See Guidance Notes	Not Applicable			
			Dirty Utility: Bedpan Utility & Urine Test	1	11.0	Dirty utility	28	18	Adjacent Space Transfer Air	None	No	None	None	Central Dirty Extract	0	6	Negative	None	43	60	0	200	Not Applicable	None	A	80	Presence detection	Floor 0m	See Guidance Notes	Not Applicable		
		Staff Support Facilities	Pantry - Staff / Patient	1	5.0	Common room/staff room/lounge	28	18	Radiant Panels	TRV Remote Head Adj.	Yes	Comfort Cooled Fresh Air	Central Supply and Extract	6	8	Negative	G4	43	41	0	300	Not Applicable	None	A	80	Switch	Floor 0m	See Guidance Notes	Not Applicable			
			WC - Staff	2	3.0	Toilet	28	18	Adjacent Space Transfer Air	None	No	None	None	Central Dirty Extract	0	10	Negative	None	43	41	0	200	Not Applicable	None	A	80	Presence detection	Floor 0m	See Guidance Notes	Not Applicable		
		Staff Support Facilities: Sanitary & Changing	Male Staff Changing Room and Lockers: 20 places	1	11.5	Changing Facilities	28	18	Adjacent Space Transfer Air	None	No	None	None	Central Dirty Extract	0	10	Negative	None	43	41	0	200	200	None	A	80	Presence detection	Floor 0m	See Guidance Notes	Not Applicable		
			Female Staff Changing and Lockers: 30 places	1	16.0	Changing Facilities	28	18	Radiant Panels	TRV Remote Head Adj.	Yes	Comfort Cooled Fresh Air	Central Supply and Extract	5	4	Positive	G4	43	41	0	100	Not Applicable	None	A	80	Presence detection	Floor 0m	See Guidance Notes	Not Applicable			
			Beverage Bay	1	3.0	Tea Making	28	18	Adjacent Space Transfer Air	None	No	None	None	Central General Extract	0	5	Negative	None	43	41	0	100	Not Applicable	None	A	80	Presence detection	Floor 0m	See Guidance Notes	Not Applicable		
			Consultants Office	1	24.6	Cellular / Ward Offices	28	18	Radiant Panels	TRV Remote Head Adj.	Yes	Comfort Cooled Fresh Air	Central Supply and Extract	4	3	Positive	G4	43	Not Applicable	0	300	Not Applicable	None	A	80	Switch	Desk 0.75 to 0.85m	See Guidance Notes	Not Applicable			
			Ward Management Office	1	9.0	Cellular / Ward Offices	28	18	Radiant Panels	TRV Remote Head Adj.	Yes	Comfort Cooled Fresh Air	Central Supply and Extract	4	3	Positive	G4	43	Not Applicable	0	300	Not Applicable	None	A	80	Switch	Desk 0.75 to 0.85m	See Guidance Notes	Not Applicable			
			Medical Staff / Audit / SECY Office	1	17.0	Cellular / Ward Offices	28	18	Radiant Panels	TRV Remote Head Adj.	Yes	Comfort Cooled Fresh Air	Central Supply and Extract	4	3	Positive	G4	43	Not Applicable	0	300	Not Applicable	None	A	80	Switch	Desk 0.75 to 0.85m	See Guidance Notes	Not Applicable			
			Interview/Meeting Room: 6 persons	1	9.0	Meeting Room	25	18	Radiant Panels	TRV Remote Head Adj.	Yes	Ceiling Cassette - Chilled Water	Central Supply and Extract	4	4	Balanced	G4	43	Not Applicable	0	300	Not Applicable	None	A	80	Switch	Desk 0.75 to 0.85m	See Guidance Notes	Not Applicable			
			Store - Equipment & Supplies	1	18.0	Storage Area Equipment	28	16	Radiant Panels	TRV Remote Head Adj.	No	None	None	Central General Extract	0	3	Negative	None	43	Not Applicable	0	200	Not Applicable	None	A	80	Presence detection	Floor 0m	See Guidance Notes	Not Applicable		
			Linen Bay	1	1.5	Linen Bay	28	16	Adjacent Space Transfer Air	None	No	None	None	Central Supply and Extract	0	3	Negative	None	43	Not Applicable	0	100	Not Applicable	None	A	80	Presence detection	Floor 0m	See Guidance Notes	Not Applicable		
			Store - Stock & Sterile Supplies	1	18.0	Storage Area Equipment	28	16	Radiant Panels	TRV Remote Head Adj.	No	None	None	Central General Extract	0	3	Negative	None	43	Not Applicable	0	200	Not Applicable	None	A	80	Presence detection	Floor 0m	See Guidance Notes	Not Applicable		
		Support Facilities: Holding & Storage	Store - Dispensing Drugs	1	8.0	Storage Area Equipment	28	16	Radiant Panels	TRV Remote Head Adj.	No	None	None	Central General Extract	0	3	Negative	None	43	Not Applicable	0	200	Not Applicable	None	A	80	Presence detection	Floor 0m	See Guidance Notes	Not Applicable		
			Store - Major Incident / Ambulance Equipment	1	6.0	Storage Area Equipment	28	16	Radiant Panels	TRV Remote Head Adj.	No	None	None	Central General Extract	0	3	Negative	None	43	Not Applicable	0	200	Not Applicable	None	A	80	Presence detection	Floor 0m	See Guidance Notes	Not Applicable		
			Store - Medical Gas Cylinders	1	3.0	Storage Area Med Gas	28	16	Adjacent Space Transfer Air	None	No	None	None	Natural ventilation	0	0	Balanced	None	Not Applicable	Not Applicable	0	200	Not Applicable	None	A	80	Presence detection	Floor 0m	See Guidance Notes	Not Applicable		
			Support Facilities: Miscellaneous	Disposal Hold	1	10.0	Disposal Hold	28	18	Adjacent Space Transfer Air	None	No	None	None	Central Dirty Extract	0	10	Negative	None	43	Not Applicable	0	100	Not Applicable	None	A	91	Switch	Bed / Trolley 1.45m	See Guidance Notes	Not Applicable	
				DSR	1	7.0	DSR	28	18	Adjacent Space Transfer Air	None	No	None	None	Central Dirty Extract	0	10	Negative	None	43	Not Applicable	0	100	Not Applicable	None	A	92	Switch	Bed / Trolley 1.45m	See Guidance Notes	Not Applicable	
			A2	Paediatric Acute Receiving Unit - 34 Beds	4 Hour Observation Area (4 beds)	4 Bed Room	1	63.0	Multi-bed Wards	28	18	Radiant Panels	TRV Remote Head Adj.	Yes	Comfort Cooled Fresh Air	Central Supply Air	4	0	Positive	G4	43	41	0	100	5	300	A	80	Switch / Dimmer	Bed / Trolley 1.45m	See Guidance Notes	1
						En-suite wheelchair-accessible WC, Shower & wash	1	6.0	Bathroom	28	18	Adjacent Space Transfer Air	None	No	None	None	Central Dirty Extract	0	10	Negative	None	43	41	0	200	200	None	A	80	Presence detection	Floor 0m	See Guidance Notes
Single Bedroom	6					17.0	Bedroom	28	20	Radiant Panels	TRV Remote Head Adj.	Yes	Comfort Cooled Fresh Air	Central Supply Air	4	0	Positive	G4	43	41	0	100	5	300	A	80	Switch / Dimmer	Bed / Trolley 1.45m	See Guidance Notes	1		
En-suite wheelchair-accessible WC, Shower & wash	6					4.5	Bathroom	28	18	Adjacent Space Transfer Air	None	No	None	None	Central Dirty Extract	0	10	Negative	None	43	41	0	200	200	None	A	80	Presence detection	Floor 0m	See Guidance Notes	Not Applicable	
Medical Assessment Area (22 beds)	Reception/Staff Base				1	3.0	Reception	28	18	Radiant Panels	TRV Remote Head Adj.	Yes	Comfort Cooled Fresh Air	Central Supply Air	3	0	Positive	G4	43	Not Applicable	0	300	Not Applicable	None	A	80	Switch	Desk 0.75 to 0.85m	See Guidance Notes	Not Applicable		
	Touchdown Base	3			2.0	Circulation Areas	28	18	Radiant Panels	TRV Remote Head Adj.	Yes	Comfort Cooled Fresh Air	Central Supply Air	3	0	Positive	G4	43	41	0	300	Not Applicable	None	A	80	Switch / Dimmer	Desk 0.75 to 0					

Dept Code	Dept Name	Department Sub Group	Room Name	Qty	Area (m2)	Room Function	Temperature		Heating		Cooling Present	Cooling Type	Ventilation				Safety temperatures		Safety Notes	Lighting					Notes	Medical Location Group					
							Design Maximum deg C	Design Minimum deg C	Type	Control			Type	Supply ac/hr	Extract ac/hr	Relative Pressure	Min Filtration	Surface deg C		Water deg C	Normal lux	Night lux	Local lux	Standby Grade			Colour Rendering	Control	Plane		
B1	PICU and HDU's - 24 Beds	NA	Waiting Area (Visitors)	1	16.5	Waiting Room	28	18	Radiant Panels	TRV Remote Head Adj.	Yes	Comfort Cooled Fresh Air	Central Supply and Extract	5	5	Balanced	G4	43	Not Applicable	0	300	Not Applicable	None	A	80	Switch	Floor 0m	See Guidance Notes	Not Applicable		
			WC - Wheelchair accessible	1	4.5	Toilet	28	18	Adjacent Space Transfer Air	None	No	None	No	None	Central Dirty Extract	0	10	Negative	None	43	41	0	200	Not Applicable	None	A	80	Presence detection	Floor 0m	See Guidance Notes	Not Applicable
			Public Telephone Booth	1	2.0	Circulation Phone Booth	28	18	Radiant Panels	TRV Remote Head Adj.	No	None	No	None	Central Supply and Extract	0	0	Balanced	G4	43	41	0	200	Not Applicable	None	A	80	Switch / Dimmer	Desk 0.75 to 0.85m	See Guidance Notes	Not Applicable
			Reception	1	7.0	Reception	28	18	Radiant Panels	TRV Remote Head Adj.	Yes	Comfort Cooled Fresh Air	Yes	Comfort Cooled Fresh Air	Central Supply Air	3	0	Positive	G4	43	Not Applicable	0	300	Not Applicable	None	A	80	Switch	Desk 0.75 to 0.85m	See Guidance Notes	Not Applicable
		Data Manager & Secretarial Office	1	15.0	Cellular / Ward Offices	28	18	Radiant Panels	TRV Remote Head Adj.	Yes	Comfort Cooled Fresh Air	Yes	Comfort Cooled Fresh Air	Central Supply and Extract	4	3	Positive	G4	43	Not Applicable	0	300	Not Applicable	None	A	80	Switch	Desk 0.75 to 0.85m	See Guidance Notes	Not Applicable	
		Staff Base	1	12.0	Cellular / Ward Offices	28	18	Radiant Panels	TRV Remote Head Adj.	Yes	Comfort Cooled Fresh Air	Yes	Comfort Cooled Fresh Air	Central Supply and Extract	4	3	Positive	G4	43	Not Applicable	0	300	Not Applicable	None	A	80	Switch	Desk 0.75 to 0.85m	See Guidance Notes	Not Applicable	
		Single Bed Isolation Cubicle	2	26.0	Isolation Bedroom	25	21	Adjacent Space Transfer Air	BMS Adjustable Sensor	Yes	Comfort Cooled Fresh Air	Yes	Comfort Cooled Fresh Air	HBN4 Dependant	HBN4 Dependant	HBN4 Dependant	Balanced	F7	43	41	0	100	5	300	A	80	Switch	Bed / Trolley 1.45m	See Guidance Notes	1	
		Gowning Lobby	2	6.0	Changing Facilities	28	18	Radiant Panels	TRV Remote Head Adj.	Yes	Comfort Cooled Fresh Air	Yes	Comfort Cooled Fresh Air	Central Supply and Extract	5	4	Positive	G4	43	41	0	100	Not Applicable	None	A	80	Presence detection	Floor 0m	See Guidance Notes	Not Applicable	
		Single Bed Cubicle	2	26.0	Bedroom	28	20	Radiant Panels	TRV Remote Head Adj.	Yes	Comfort Cooled Fresh Air	Yes	Comfort Cooled Fresh Air	Central Supply Air	4	0	Positive	G4	43	41	0	100	5	300	A	80	Switch / Dimmer	Bed / Trolley 1.45m	See Guidance Notes	1	
		Open Plan Bay (4 beds)	1	104.0	Multi-bed Wards	28	18	Radiant Panels	TRV Remote Head Adj.	Yes	Comfort Cooled Fresh Air	Yes	Comfort Cooled Fresh Air	Central Supply Air	4	0	Positive	G4	43	41	0	100	5	300	A	80	Switch / Dimmer	Bed / Trolley 1.45m	See Guidance Notes	1	
		Staff Base	1	4.0	Cellular / Ward Offices	28	18	Radiant Panels	TRV Remote Head Adj.	Yes	Comfort Cooled Fresh Air	Yes	Comfort Cooled Fresh Air	Central Supply and Extract	4	3	Positive	G4	43	Not Applicable	0	300	Not Applicable	None	A	80	Switch	Desk 0.75 to 0.85m	See Guidance Notes	Not Applicable	
		Single Bed Cubicle	1	26.0	Bedroom	28	20	Radiant Panels	TRV Remote Head Adj.	Yes	Comfort Cooled Fresh Air	Yes	Comfort Cooled Fresh Air	Central Supply Air	4	0	Positive	G4	43	41	0	100	5	300	A	80	Switch / Dimmer	Bed / Trolley 1.45m	See Guidance Notes	1	
		Single Bed Isolation Cubicle	1	26.0	Isolation Bedroom	25	21	Adjacent Space Transfer Air	BMS Adjustable Sensor	Yes	Comfort Cooled Fresh Air	Yes	Comfort Cooled Fresh Air	HBN4 Dependant	HBN4 Dependant	HBN4 Dependant	Balanced	F7	43	41	0	100	5	300	A	80	Switch	Bed / Trolley 1.45m	See Guidance Notes	1	
		Gowning Lobby	1	6.0	Changing Facilities	28	18	Radiant Panels	TRV Remote Head Adj.	Yes	Comfort Cooled Fresh Air	Yes	Comfort Cooled Fresh Air	Central Supply and Extract	5	4	Positive	G4	43	41	0	100	Not Applicable	None	A	80	Presence detection	Floor 0m	See Guidance Notes	Not Applicable	
		Open Plan Bay (4 beds)	1	80.0	Multi-bed Wards	28	18	Radiant Panels	TRV Remote Head Adj.	Yes	Comfort Cooled Fresh Air	Yes	Comfort Cooled Fresh Air	Central Supply Air	4	0	Positive	G4	43	41	0	100	5	300	A	80	Switch / Dimmer	Bed / Trolley 1.45m	See Guidance Notes	1	
		Patients' Assisted Bathroom	1	14.0	Bathroom	28	18	Adjacent Space Transfer Air	None	No	None	No	None	Central Dirty Extract	0	10	Negative	None	43	41	0	200	200	None	A	80	Presence detection	Floor 0m	See Guidance Notes	Not Applicable	
		Staff Base	1	6.0	Cellular / Ward Offices	28	18	Radiant Panels	TRV Remote Head Adj.	Yes	Comfort Cooled Fresh Air	Yes	Comfort Cooled Fresh Air	Central Supply and Extract	4	3	Positive	G4	43	Not Applicable	0	300	Not Applicable	None	A	80	Switch	Desk 0.75 to 0.85m	See Guidance Notes	Not Applicable	
		Single Bed Cubicle	1	15.0	Bedroom	28	20	Radiant Panels	TRV Remote Head Adj.	Yes	Comfort Cooled Fresh Air	Yes	Comfort Cooled Fresh Air	Central Supply Air	4	0	Positive	G4	43	41	0	100	5	300	A	80	Switch / Dimmer	Bed / Trolley 1.45m	See Guidance Notes	1	
		En-suite wheelchair-accessible WC, Shower & wash single access	1	4.5	Bathroom	28	18	Adjacent Space Transfer Air	None	No	None	No	None	Central Dirty Extract	0	10	Negative	None	43	41	0	200	200	None	A	80	Presence detection	Floor 0m	See Guidance Notes	Not Applicable	
		Open Plan Bay (3 cots)	1	45.0	Multi-bed Wards	28	18	Radiant Panels	TRV Remote Head Adj.	Yes	Comfort Cooled Fresh Air	Yes	Comfort Cooled Fresh Air	Central Supply Air	4	0	Positive	G4	43	41	0	100	5	300	A	80	Switch / Dimmer	Bed / Trolley 1.45m	See Guidance Notes	1	
		Staff Base	1	4.0	Cellular / Ward Offices	28	18	Radiant Panels	TRV Remote Head Adj.	Yes	Comfort Cooled Fresh Air	Yes	Comfort Cooled Fresh Air	Central Supply and Extract	4	3	Positive	G4	43	Not Applicable	0	300	Not Applicable	None	A	80	Switch	Desk 0.75 to 0.85m	See Guidance Notes	Not Applicable	
		Single Bed Cubicle	1	26.0	Bedroom	28	20	Radiant Panels	TRV Remote Head Adj.	Yes	Comfort Cooled Fresh Air	Yes	Comfort Cooled Fresh Air	Central Supply Air	4	0	Positive	G4	43	41	0	100	5	300	A	80	Switch / Dimmer	Bed / Trolley 1.45m	See Guidance Notes	1	
		Single Bed Isolation Cubicle	1	26.0	Isolation Bedroom	25	21	Adjacent Space Transfer Air	BMS Adjustable Sensor	Yes	Comfort Cooled Fresh Air	Yes	Comfort Cooled Fresh Air	HBN4 Dependant	HBN4 Dependant	HBN4 Dependant	Balanced	F7	43	41	0	100	5	300	A	80	Switch	Bed / Trolley 1.45m	See Guidance Notes	1	
		Gowning Lobby	1	6.0	Isolation Lobby	25	18	Warm Air - Reheat Battery	BMS Adjustable Sensor	Yes	Comfort Cooled Fresh Air	Yes	Comfort Cooled Fresh Air	HBN4 Dependant	HBN4 Dependant	HBN4 Dependant	0	F7	43	Not Applicable	0	200	Not Applicable	None	A	80	Presence detection	Floor 0m	See Guidance Notes	Not Applicable	
		Open Plan Bay (4 beds)	1	104.0	Multi-bed Wards	28	18	Radiant Panels	TRV Remote Head Adj.	Yes	Comfort Cooled Fresh Air	Yes	Comfort Cooled Fresh Air	Central Supply Air	4	0	Positive	G4	43	41	0	100	5	300	A	80	Switch / Dimmer	Bed / Trolley 1.45m	See Guidance Notes	1	
		Clean Utility	1	18.0	Clean Utility	28	18	Radiant Panels	TRV Remote Head Adj.	Yes	Comfort Cooled Fresh Air	Yes	Comfort Cooled Fresh Air	Central Supply Air	6	0	Positive	G4	43	41	0	150	Not Applicable	None	A	80	Presence detection	General working plane 1m	See Guidance Notes	Not Applicable	
		Clean Utility	1	8.0	Clean Utility	28	18	Radiant Panels	TRV Remote Head Adj.	Yes	Comfort Cooled Fresh Air	Yes	Comfort Cooled Fresh Air	Central Supply Air	6	0	Positive	G4	43	41	0	150	Not Applicable	None	A	80	Presence detection	General working plane 1m	See Guidance Notes	Not Applicable	
		Clean Utility	1	8.0	Clean Utility	28	18	Radiant Panels	TRV Remote Head Adj.	Yes	Comfort Cooled Fresh Air	Yes	Comfort Cooled Fresh Air	Central Supply Air	6	0	Positive	G4	43	41	0	150	Not Applicable	None	A	80	Presence detection	General working plane 1m	See Guidance Notes	Not Applicable	
		Dirty Utility	1	19.0	Dirty utility	28	18	Adjacent Space Transfer Air	None	No	None	No	None	Central Dirty Extract	0	6	Negative	None	43	60	0	200	Not Applicable	None	A	80	Presence detection	Floor 0m	See Guidance Notes	Not Applicable	
		Dirty Utility	1	14.0	Dirty utility	28	18	Adjacent Space Transfer Air	None	No	None	No	None	Central Dirty Extract	0	6	Negative	None	43	60	0	200	Not Applicable	None	A	80	Presence detection	Floor 0m	See Guidance Notes	Not Applicable	
		Laboratory	1	10.0	Laboratory	28	18	Radiant Panels	TRV Remote Head Adj.	Yes	Comfort Cooled Fresh Air	Yes	Comfort Cooled Fresh Air	Central Supply and Extract	6	6	Balanced	F7	43	60	0	500	Not Applicable	None	A	80	Switch	Desk 0.75 to 0.85m	See Guidance Notes	Not Applicable	
		Disposal Hold	1	10.0	Disposal Hold	28	18	Adjacent Space Transfer Air	None	No	None	No	None	Central Dirty Extract	0	10	Negative	None	43	Not Applicable	0	100	Not Applicable	None	A	91	Switch	Bed / Trolley 1.45m	See Guidance Notes	Not Applicable	
		DSR	1	7.0	DSR	25	18	Adjacent Space Transfer Air	None	No	None	No	None	Central Dirty Extract	0	10	Negative	None	43	Not Applicable	0	100	Not Applicable	None	A	92	Switch	Bed / Trolley 1.45m	See Guidance Notes	Not Applicable	
		Pantry / Milk Store	1	10.0	Pantry	28	18	Radiant Panels	TRV Remote Head Adj.	Yes	Comfort Cooled Fresh Air	Yes	Comfort Cooled Fresh Air	Central Supply and Extract	6	8	Negative	G4	43	41	0	300	Not Applicable	None	A	80	Switch	Floor 0m	See Guidance Notes	Not Applicable	
		Baby/Infant Feeding Room	1	5.0	Baby Feeding Room / Nappy Change	28	18	Adjacent Space Transfer Air	None	No	None	No	None	Central Dirty Extract	0	10	Negative	None	43	41	0	200	Not Applicable	None	A	80	Switch / Dimmer	Floor 0m	See Guidance Notes	Not Applicable	
		Play Specialist Base & Store	1	8.0	Storage Area Equipment	28	16	Radiant Panels	TRV Remote Head Adj.	No	None	No	None	Central General Extract	0	3	Negative	None	43	Not Applicable	0	200	Not Applicable	None	A	80	Presence detection	Floor 0m	See Guidance Notes	Not Applicable	
		WC - Staff	3	3.0	Toilet	28	18	Adjacent Space Transfer Air	None	No	None	No	None	Central Dirty Extract	0	10	Negative	None	43	41	0	200	Not Applicable	None	A	80	Presence detection	Floor 0m	See Guidance Notes	Not Applicable	
		Relatives' Sitting Room	1	18.5	Common room/staff room/lounge	28	18	Radiant Panels	TRV Remote Head Adj.	Yes	Comfort Cooled Fresh Air	Yes	Comfort Cooled Fresh Air	Central Supply and Extract	6	8	Negative	G4	43	41	0	300	Not Applicable	None	A	80	Switch	Floor 0m	See Guidance Notes	Not Applicable	
		WC - Relatives	1	3.0	Toilet	28	18	Adjacent Space Transfer Air	None	No	None	No	None	Central Dirty Extract	0	10	Negative	None	43	41	0	200	Not Applicable	None	A	80	Presence detection	Floor 0m	See Guidance Notes	Not Applicable	
		Relative Overnight Stay	2	10.0	Relatives Overnight Stay	28	20	Radiant Panels	TRV Remote Head Adj.	Yes	Comfort Cooled Fresh Air	Yes	Comfort Cooled Fresh Air	Central Supply and Extract	4	0	Positive	G4	43	41	0	100	Not Applicable	None	A	80	Switch	Bed / Trolley 1.45m	See Guidance Notes	Not Applicable	
		En-suite wheelchair-accessible WC, Shower & wash	1	6.0	Bathroom	28	18	Adjacent Space Transfer Air	None	No	None	No	None	Central Dirty Extract	0	10	Negative	None	43	41	0	200	200	None	A	80	Presence detection	Floor 0m	See Guidance Notes	Not Applicable	
		En-suite wheelchair-accessible WC, Shower & wash	1	4.5	Bathroom	28	18	Adjacent Space Transfer Air	None	No	None	No	None	Central Dirty Extract	0	10	Negative	None	43	41	0	200	200	None	A	80	Presence detection	Floor 0m	See Guidance Notes	Not Applicable	
		Quiet / Interview Room	1	9.0	Meeting Room	25	18	Radiant Panels	TRV Remote Head Adj.	Yes	Ceiling Cassette - Chilled Water	Yes	Ceiling Cassette - Chilled Water	Central Supply and Extract	4	4	Balanced	G4	43	Not Applicable	0	300	Not Applicable	None	A	80	Switch	Desk 0.75 to 0.85m	See Guidance Notes	Not Applicable	
		Family Interview Room	1	12.0	Meeting Room	25	18	Radiant Panels	TRV Remote Head Adj.	Yes	Ceiling Cassette - Chilled Water	Yes	Ceiling Cassette - Chilled Water	Central Supply and Extract	4	4	Balanced	G4	43	Not Applicable	0	300	Not Applicable	None	A	80	Switch	Desk 0.75 to 0.85m	See Guidance Notes	Not Applicable	
		Bulk Supplies Store	1	55.0	Storage Area Equipment	28	16	Radiant Panels	TRV Remote Head Adj.	No	None	No	None	Central General Extract	0	3	Negative	None	43	Not Applicable	0	200	Not Applicable	None	A	80	Presence detection	Floor 0m	See Guidance Notes	Not Applicable	
		Store - Equipment	1	32.0	Storage Area Equipment	28	16	Radiant Panels	TRV Remote Head Adj.	No	None	No	None	Central General Extract	0	3	Negative	None	43	Not Applicable	0	200	Not Applicable	None	A	80	Presence detection	Floor 0m	See Guidance Notes	Not Applicable	
		Bed/Patient Chair / Buggy Storage	1	8.0	Storage Area Equipment	28	16	Radiant Panels	TRV Remote Head Adj.	No	None	No	None	Central General Extract	0	3	Negative														

Dept Code	Dept Name	Department Sub Group	Room Name	Qty	Area (m2)	Room Function	Temperature		Heating		Cooling		Ventilation				Safety temperatures		Safety Notes		Lighting				Medical Location							
							Design Maximum deg C	Design Minimum deg C	Type	Control	Present	Type	Type	Supply ac/hr	Extract ac/hr	Relative Pressure	Min Filtration	Surface deg C	Water deg C	Normal lux	Night lux	Local lux	Standby Grade	Colour Rendering	Control	Plane	Notes	Group				
C1.1	Medical Inpatients - 23 Beds	NA	Reception	1	3.0	Reception	28	18	Radiant Panels	TRV Remote Head Adj.	Yes	Comfort Cooled Fresh Air	Central Supply Air	3	0	Positive	G4	43	Not Applicable	0	300	Not Applicable	None	A	80	Switch	Desk 0.75 to 0.85m	See Guidance Notes	Not Applicable			
			Single Bedroom	5	17.0	Bedroom	28	20	Radiant Panels	TRV Remote Head Adj.	Yes	Comfort Cooled Fresh Air	Central Supply Air	4	0	Positive	G4	43	41	0	100	5	300	A	80	Switch / Dimmer	Bed / Trolley 1.45m	See Guidance Notes	1			
			Single Isolation Bedroom	3	17.0	Isolation Bedroom	25	21	Adjacent Space Transfer Air	BMS Adjustable Sensor	Yes	Comfort Cooled Fresh Air	HBN4 Dependant	HBN4 Dependant	HBN4 Dependant	0	0	Balanced	F7	43	41	0	100	5	300	A	80	Switch	Bed / Trolley 1.45m	See Guidance Notes	1	
			Isolation Bedroom Entrance Lobby	3	4.0	Isolation Lobby	25	18	Warm Air - Reheat Battery	BMS Adjustable Sensor	Yes	Comfort Cooled Fresh Air	HBN4 Dependant	HBN4 Dependant	HBN4 Dependant	0	0	F7	43	41	0	200	200	None	A	80	Switch	Floor 0m	See Guidance Notes	Not Applicable		
			En-suite wheelchair-accessible WC, Shower & wash 4 Bed Room	8	4.5	Bathroom	28	18	Adjacent Space Transfer Air	None	No	None	Central Dirty Extract	0	10	Negative	None	43	41	0	200	200	None	A	80	Presence detection	Floor 0m	See Guidance Notes	Not Applicable			
			En-suite wheelchair-accessible WC, Shower & wash 4 Bed Room	2	63.0	Multi-bed Wards	28	18	Radiant Panels	TRV Remote Head Adj.	Yes	Comfort Cooled Fresh Air	Central Supply Air	4	0	Positive	G4	43	41	0	100	5	300	A	80	Switch / Dimmer	Bed / Trolley 1.45m	See Guidance Notes	1			
			En-suite wheelchair-accessible WC, Shower & wash 4 Bed Room	2	6.0	Bathroom	28	18	Adjacent Space Transfer Air	None	No	None	Central Dirty Extract	0	10	Negative	None	43	41	0	200	200	None	A	80	Presence detection	Floor 0m	See Guidance Notes	Not Applicable			
			Single Bedroom	3	19.0	Bedroom	28	20	Radiant Panels	TRV Remote Head Adj.	Yes	Comfort Cooled Fresh Air	Central Supply Air	4	0	Positive	G4	43	41	0	100	5	300	A	80	Switch / Dimmer	Bed / Trolley 1.45m	See Guidance Notes	1			
			Single Isolation Bedroom	1	19.0	Isolation Bedroom	25	21	Adjacent Space Transfer Air	BMS Adjustable Sensor	Yes	Comfort Cooled Fresh Air	HBN4 Dependant	HBN4 Dependant	HBN4 Dependant	0	0	Balanced	F7	43	41	0	100	5	300	A	80	Switch	Bed / Trolley 1.45m	See Guidance Notes	1	
			Isolation Bedroom Entrance Lobby	1	4.0	Isolation Lobby	25	18	Warm Air - Reheat Battery	BMS Adjustable Sensor	Yes	Comfort Cooled Fresh Air	HBN4 Dependant	HBN4 Dependant	HBN4 Dependant	0	0	F7	43	41	0	200	Not Applicable	None	A	80	Presence detection	Floor 0m	See Guidance Notes	Not Applicable		
			En-suite wheelchair-accessible WC, Shower & wash 4 Bed Room	1	16.0	Common room/staff room/lounge	28	18	Radiant Panels	TRV Remote Head Adj.	Yes	Comfort Cooled Fresh Air	Central Supply and Extract	6	8	Negative	G4	43	41	0	300	Not Applicable	None	A	80	Switch	Floor 0m	See Guidance Notes	Not Applicable			
			Single Bedroom	3	17.0	Bedroom	28	20	Radiant Panels	TRV Remote Head Adj.	Yes	Comfort Cooled Fresh Air	Central Supply Air	4	0	Positive	G4	43	41	0	100	5	300	A	80	Switch / Dimmer	Bed / Trolley 1.45m	See Guidance Notes	1			
			En-suite wheelchair-accessible WC, Shower & wash 4 Bed Room	3	4.5	Bathroom	28	18	Adjacent Space Transfer Air	None	No	None	Central Dirty Extract	0	10	Negative	None	43	41	0	200	200	None	A	80	Presence detection	Floor 0m	See Guidance Notes	Not Applicable			
			Patients' Assisted Bathroom	1	14.0	Bathroom	28	18	Adjacent Space Transfer Air	None	No	None	Central Dirty Extract	0	10	Negative	None	43	41	0	200	200	None	A	80	Presence detection	Floor 0m	See Guidance Notes	Not Applicable			
			Treatment Room	1	16.0	Treatment Room	28	18	Radiant Panels	TRV Remote Head Adj.	Yes	Comfort Cooled Fresh Air	Central Supply and Extract	6	8	Negative	G4	43	41	0	300	Not Applicable	1000	A	90	Switch	Bed / Trolley 1.45m	See Guidance Notes	1			
			Clean Utility	1	12.0	Clean Utility	28	18	Radiant Panels	TRV Remote Head Adj.	Yes	Comfort Cooled Fresh Air	Central Supply Air	6	0	Positive	G4	43	41	0	150	Not Applicable	None	A	80	Presence detection	General working plane 1m	See Guidance Notes	Not Applicable			
			Resuscitation Trolley Bay	1	1.0	Circulation Areas	28	18	Radiant Panels	TRV Remote Head Adj.	Yes	Comfort Cooled Fresh Air	Central Supply Air	6	0	Positive	G4	43	41	0	300	Not Applicable	None	A	80	Switch / Dimmer	Desk 0.75 to 0.85m	See Guidance Notes	Not Applicable			
			Dirty Utility	1	14.0	Dirty utility	28	18	Adjacent Space Transfer Air	None	No	None	Central Dirty Extract	0	6	Negative	None	43	60	0	200	Not Applicable	None	A	80	Presence detection	Floor 0m	See Guidance Notes	Not Applicable			
			Touchdown Base	3	2.0	Cellular / Ward Offices	28	18	Radiant Panels	TRV Remote Head Adj.	Yes	Comfort Cooled Fresh Air	Central Supply and Extract	4	3	Positive	G4	43	41	0	300	Not Applicable	None	A	80	Switch	Desk 0.75 to 0.85m	See Guidance Notes	Not Applicable			
			Ward Management Office	1	9.0	Cellular / Ward Offices	28	18	Radiant Panels	TRV Remote Head Adj.	Yes	Comfort Cooled Fresh Air	Central Supply and Extract	4	3	Positive	G4	43	41	0	300	Not Applicable	None	A	80	Switch	Desk 0.75 to 0.85m	See Guidance Notes	Not Applicable			
			Multi-Disciplinary Office	1	18.0	Cellular / Ward Offices	28	18	Radiant Panels	TRV Remote Head Adj.	Yes	Comfort Cooled Fresh Air	Central Supply and Extract	4	3	Positive	G4	43	41	0	300	Not Applicable	None	A	80	Switch	Desk 0.75 to 0.85m	See Guidance Notes	Not Applicable			
			Interview Room	1	9.0	Meeting Room	25	18	Radiant Panels	TRV Remote Head Adj.	Yes	Ceiling Cassette - Chilled Water	Central Supply and Extract	4	4	Balanced	G4	43	41	0	300	Not Applicable	None	A	80	Switch	Desk 0.75 to 0.85m	See Guidance Notes	Not Applicable			
			WC - Staff	2	3.0	Toilet	28	18	Adjacent Space Transfer Air	None	No	None	Central Dirty Extract	0	10	Negative	None	43	41	0	200	Not Applicable	None	A	80	Presence detection	Floor 0m	See Guidance Notes	Not Applicable			
			WC - Visitors	1	3.0	Toilet	28	18	Adjacent Space Transfer Air	None	No	None	Central Dirty Extract	0	10	Negative	None	43	41	0	200	Not Applicable	None	A	80	Presence detection	Floor 0m	See Guidance Notes	Not Applicable			
			Dining / Play Room	1	20.0	Eating/Drinking	28	18	Radiant Panels	TRV Remote Head Adj.	Yes	Comfort Cooled Fresh Air	Central Supply and Extract	4	4	Balanced	G4	43	41	0	200	Not Applicable	None	A	80	Switch	Floor 0m	See Guidance Notes	Not Applicable			
			Pantry	1	8.0	Pantry	28	18	Radiant Panels	TRV Remote Head Adj.	Yes	Comfort Cooled Fresh Air	Central Supply and Extract	6	8	Negative	G4	43	41	0	300	Not Applicable	None	A	80	Switch	Floor 0m	See Guidance Notes	Not Applicable			
			Linen Bay	1	3.0	Linen Bay	28	16	Adjacent Space Transfer Air	None	No	None	Central Supply and Extract	0	3	Negative	None	43	Not Applicable	0	100	Not Applicable	None	A	80	Presence detection	Floor 0m	See Guidance Notes	Not Applicable			
			Store - back up clothing	1	4.0	Storage Area Equipment	28	16	Radiant Panels	TRV Remote Head Adj.	No	None	Central General Extract	0	3	Negative	None	43	Not Applicable	0	200	Not Applicable	None	A	80	Presence detection	Floor 0m	See Guidance Notes	Not Applicable			
			Store - General	1	18.0	Storage Area Equipment	28	16	Radiant Panels	TRV Remote Head Adj.	No	None	Central General Extract	0	3	Negative	None	43	Not Applicable	0	200	Not Applicable	None	A	80	Presence detection	Floor 0m	See Guidance Notes	Not Applicable			
			Store - Equipment	1	10.0	Storage Area Equipment	28	16	Radiant Panels	TRV Remote Head Adj.	No	None	Central General Extract	0	3	Negative	None	43	Not Applicable	0	200	Not Applicable	None	A	80	Presence detection	Floor 0m	See Guidance Notes	Not Applicable			
			Host Bay	1	3.0	Storage Area Equipment	28	16	Radiant Panels	TRV Remote Head Adj.	No	None	Central General Extract	0	3	Negative	None	43	Not Applicable	0	200	Not Applicable	None	A	80	Presence detection	Floor 0m	See Guidance Notes	Not Applicable			
			Disposal Hold	1	10.0	Disposal Hold	28	18	Adjacent Space Transfer Air	None	No	None	Central Dirty Extract	0	10	Negative	None	43	Not Applicable	0	100	Not Applicable	None	A	91	Switch	Bed / Trolley 1.45m	See Guidance Notes	Not Applicable			
			Ward Kitchen	1	12.0	Ward Kitchen	28	18	Adjacent Space Transfer Air	None	Yes	Ceiling Cassette - Chilled Water	Central General Extract	0	6	Negative	G4	43	Not Applicable	60	0	300	Not Applicable	None	A	80	Switch	General working plane 1m	See Guidance Notes	Not Applicable		
			DSR	1	7.0	DSR	25	18	Adjacent Space Transfer Air	None	No	None	Central Dirty Extract	0	10	Negative	None	43	Not Applicable	0	100	Not Applicable	None	A	92	Switch	Bed / Trolley 1.45m	See Guidance Notes	Not Applicable			
			C1.2	Surgical Long Stay Inpatients - 15 Beds	Surgical (10 beds)	Reception	1	3.0	Reception	28	18	Radiant Panels	TRV Remote Head Adj.	Yes	Comfort Cooled Fresh Air	Central Supply Air	3	0	Positive	G4	43	Not Applicable	0	300	Not Applicable	None	A	80	Switch	Desk 0.75 to 0.85m	See Guidance Notes	Not Applicable
						Single Bedroom	2	17.0	Bedroom	28	20	Radiant Panels	TRV Remote Head Adj.	Yes	Comfort Cooled Fresh Air	Central Supply Air	4	0	Positive	G4	43	41	0	100	5	300	A	80	Switch / Dimmer	Bed / Trolley 1.45m	See Guidance Notes	1
						En-suite wheelchair-accessible WC, Shower & wash 4 Bed Room	2	4.5	Bathroom	28	18	Adjacent Space Transfer Air	None	No	None	Central Dirty Extract	0	10	Negative	None	43	41	0	200	200	None	A	80	Presence detection	Floor 0m	See Guidance Notes	Not Applicable
						4 Bed Room	2	63.0	Multi-bed Wards	28	18	Radiant Panels	TRV Remote Head Adj.	Yes	Comfort Cooled Fresh Air	Central Supply Air	4	0	Positive	G4	43	41	0	100	5	300	A	80	Switch / Dimmer	Bed / Trolley 1.45m	See Guidance Notes	1
						Wetroom	1	14.0	Bathroom	28	18	Adjacent Space Transfer Air	None	No	None	Central Dirty Extract	0	10	Negative	None	43	41	0	200	200	None	A	80	Presence detection	Floor 0m	See Guidance Notes	Not Applicable
						Single Bedroom	5	17.0	Bedroom	28	20	Radiant Panels	TRV Remote Head Adj.	Yes	Comfort Cooled Fresh Air	Central Supply Air	4	0	Positive	G4	43	41	0	100	5	300	A	80	Switch / Dimmer	Bed / Trolley 1.45m	See Guidance Notes	1
						En-suite wheelchair-accessible WC, Shower & wash 4 Bed Room	5	4.5	Bathroom	28	18	Adjacent Space Transfer Air	None	No	None	Central Dirty Extract	0	10	Negative	None	43	41	0	200	200	None	A	80	Presence detection	Floor 0m	See Guidance Notes	Not Applicable
						Discharge Lounge	1	20.0	Common room/staff room/lounge	28	18	Radiant Panels	TRV Remote Head Adj.	Yes	Comfort Cooled Fresh Air	Central Supply and Extract	6	8	Negative	G4	43	41	0	300	Not Applicable	None	A	80	Switch	Floor 0m	See Guidance Notes	Not Applicable
						Patients' Assisted Bathroom	1	14.0	Bathroom	28	18	Adjacent Space Transfer Air	None	No	None	Central Dirty Extract	0	10	Negative	None	43	41	0	200	200	None	A	80	Presence detection	Floor 0m	See Guidance Notes	Not Applicable
						Treatment Room	1	16.0	Consulting Room	28	18	Radiant Panels	TRV Remote Head Adj.	Yes	Comfort Cooled Fresh Air	Central Supply and Extract	3	3	Balanced	G4	43	41	0	300	Not Applicable	1000	A	80	Switch	Bed / Trolley 1.45m	See Guidance Notes	1
						Clean Utility	1	12.0	Clean Utility	28	18	Radiant Panels	TRV Remote Head Adj.	Yes	Comfort Cooled Fresh Air	Central Supply Air	6	0	Positive	G4	43	41	0	150	Not Applicable	None	A	80	Presence detection	General working plane 1m	See Guidance Notes	Not Applicable
						Resuscitation Trolley Bay	1	1.0	Resus Trolley bay	25	18	Radiant Panels	TRV Remote Head Adj.	Yes	Comfort Cooled Fresh Air	Central Supply Air	6	0	Balanced	None	43	Not Applicable	0	500	Not Applicable	None	A	93	Switch	Bed / Trolley 1.45m	See Guidance Notes	Not Applicable
						Dirty Utility	1	14.0	Dirty utility	28	18	Adjacent Space Transfer Air	None	No	None	Central Dirty Extract	0	6	Negative	None	43	60	0	200	Not Applicable	None	A	80	Presence detection	Floor 0m	See Guidance Notes	Not Applicable
						Touchdown Base	3	2.0	Cellular / Ward Offices	28	18	Radiant Panels	TRV Remote Head Adj.	Yes	Comfort Cooled Fresh Air	Central Supply and Extract	4	3	Positive	G4	43	41	0	300	Not Applicable	None	A	80	Switch	Desk 0.75 to 0.85m	See Guidance Notes	Not Applicable
						Ward Management Office	1	9.0	Cellular / Ward Offices	28	18	Radiant Panels	TRV Remote Head Adj.	Yes	Comfort Cooled Fresh Air	Central Supply and Extract	4	3	Positive	G4	43	41	0	300	Not Applicable	None	A	80	Switch	Desk 0.75 to 0.85m	See Guidance Notes	Not Applicable
						Multi-Disciplinary Office	1	18.0	Cellular / Ward Offices	28	18	Radiant Panels																				

Dept Code	Dept Name	Department Sub Group	Room Name	Qty	Area (m2)	Room Function	Temperature		Heating		Cooling		Cooling		Ventilation				Safety temperatures		Safety Notes		Lighting				Medical Location				
							Design Maximum deg C	Design Minimum deg C	Type	Control	Present	Type	Type	Supply ac/hr	Extract ac/hr	Relative Pressure	Min Filtration	Surface deg C	Water deg C	Normal lux	Night lux	Local lux	Standby Grade	Colour Rendering	Control	Plane	Notes	Group			
C1.4	Haematology / Oncology Inpatients & Daycases - 17 Beds & 2 Chairs	Ward Support Areas	Clean Utility	1	12.0	Clean Utility	28	18	Radiant Panels	TRV Remote Head Adj.	Yes	Comfort Cooled Fresh Air	Central Supply Air	6	0	Positive	G4	43	41	0	150	Not Applicable	None	A	80	Presence detection	General working plane 1m	See Guidance Notes	Not Applicable		
			Resuscitation Trolley Bay	1	1.0	Circulation Equipment Storage Bays	28	16	Adjacent Space Transfer Air	None	No	None	None	Central General Extract	0	3	Negative	None	43	Not Applicable	0	200	Not Applicable	None	A	80	Presence detection	Floor 0m	See Guidance Notes	Not Applicable	
			Hoist Bay	1	3.0	Circulation Equipment Storage Bays	28	16	Adjacent Space Transfer Air	None	No	None	None	Central General Extract	0	3	Negative	None	43	Not Applicable	0	200	Not Applicable	None	A	80	Presence detection	Floor 0m	See Guidance Notes	Not Applicable	
			Dirty Utility	1	14.0	Dirty Utility	28	18	Adjacent Space Transfer Air	None	No	None	None	Central Dirty Extract	0	6	Negative	None	43	60	0	200	Not Applicable	None	A	80	Presence detection	Floor 0m	See Guidance Notes	Not Applicable	
			Complementary Therapy Room	1	10.0	Consulting Room	28	18	Radiant Panels	TRV Remote Head Adj.	Yes	Comfort Cooled Fresh Air	Central Supply and Extract	3	3	Balanced	G4	43	41	0	300	Not Applicable	1000	A	80	Switch	Bed / Trolley 1.45m	See Guidance Notes	1		
			Touchdown Base	3	2.0	Circulation Areas	28	18	Radiant Panels	TRV Remote Head Adj.	Yes	None	None	None	Central Dirty Extract	0	10	Negative	None	43	41	0	300	Not Applicable	None	A	80	Switch / Dimmer	Desk 0.75 to 0.85m	See Guidance Notes	Not Applicable
			Ward Management Office	1	10.0	Cellular / Ward Offices	28	18	Radiant Panels	TRV Remote Head Adj.	Yes	Comfort Cooled Fresh Air	Central Supply and Extract	4	3	Positive	G4	43	41	0	300	Not Applicable	None	A	80	Switch	Desk 0.75 to 0.85m	See Guidance Notes	Not Applicable		
			Consultant Office	1	24.8	Cellular / Ward Offices	28	18	Radiant Panels	TRV Remote Head Adj.	Yes	Comfort Cooled Fresh Air	Central Supply and Extract	4	3	Positive	G4	43	41	0	300	Not Applicable	None	A	80	Switch	Desk 0.75 to 0.85m	See Guidance Notes	Not Applicable		
			Medical Staff Office	1	20.0	Cellular / Ward Offices	28	18	Radiant Panels	TRV Remote Head Adj.	Yes	Comfort Cooled Fresh Air	Central Supply and Extract	4	3	Positive	G4	43	41	0	300	Not Applicable	None	A	80	Switch	Desk 0.75 to 0.85m	See Guidance Notes	Not Applicable		
			Nursing Staff Office	1	15.0	Cellular / Ward Offices	28	18	Radiant Panels	TRV Remote Head Adj.	Yes	Comfort Cooled Fresh Air	Central Supply and Extract	4	3	Positive	G4	43	41	0	300	Not Applicable	None	A	80	Switch	Desk 0.75 to 0.85m	See Guidance Notes	Not Applicable		
			Research Staff Office	1	10.0	Cellular / Ward Offices	28	18	Radiant Panels	TRV Remote Head Adj.	Yes	Comfort Cooled Fresh Air	Central Supply and Extract	4	3	Positive	G4	43	41	0	300	Not Applicable	None	A	80	Switch	Desk 0.75 to 0.85m	See Guidance Notes	Not Applicable		
			Interview Room	1	9.0	Meeting Room	25	18	Radiant Panels	TRV Remote Head Adj.	Yes	Ceiling Cassette - Chilled Water	Central Supply and Extract	4	4	Balanced	G4	43	41	0	300	Not Applicable	None	A	80	Switch	Desk 0.75 to 0.85m	See Guidance Notes	Not Applicable		
			Multi-Disciplinary Office	1	18.0	Cellular / Ward Offices	28	18	Radiant Panels	TRV Remote Head Adj.	Yes	Comfort Cooled Fresh Air	Central Supply and Extract	4	3	Positive	G4	43	41	0	300	Not Applicable	None	A	80	Switch	Desk 0.75 to 0.85m	See Guidance Notes	Not Applicable		
			WC - Staff	2	3.0	Toilet	28	18	Adjacent Space Transfer Air	None	No	None	None	Central Dirty Extract	0	10	Negative	None	43	41	0	200	Not Applicable	None	A	80	Presence detection	Floor 0m	See Guidance Notes	Not Applicable	
			WC - Visitors	1	3.0	Toilet	28	18	Adjacent Space Transfer Air	None	No	None	None	Central Dirty Extract	0	10	Negative	None	43	41	0	200	Not Applicable	None	A	80	Presence detection	Floor 0m	See Guidance Notes	Not Applicable	
			Play Room	1	25.0	Common room/staff room/lounge	28	18	Radiant Panels	TRV Remote Head Adj.	Yes	Comfort Cooled Fresh Air	Central Supply and Extract	6	8	Negative	G4	43	41	0	300	Not Applicable	None	A	80	Switch	Floor 0m	See Guidance Notes	Not Applicable		
			Pantry	1	8.0	Pantry	28	18	Radiant Panels	TRV Remote Head Adj.	Yes	Comfort Cooled Fresh Air	Central Supply and Extract	6	8	Negative	G4	43	41	0	300	Not Applicable	None	A	80	Switch	Floor 0m	See Guidance Notes	Not Applicable		
			Linen Bay	1	1.5	Linen Bay	28	18	Adjacent Space Transfer Air	None	No	None	None	Central Supply and Extract	0	3	Negative	None	43	Not Applicable	0	100	Not Applicable	None	A	80	Presence detection	Floor 0m	See Guidance Notes	Not Applicable	
			Store - General	1	10.0	Storage Area Equipment	28	16	Radiant Panels	TRV Remote Head Adj.	No	None	None	Central General Extract	0	3	Negative	None	43	Not Applicable	0	200	Not Applicable	None	A	80	Presence detection	Floor 0m	See Guidance Notes	Not Applicable	
			Ward Kitchen	1	12.0	Ward Kitchen	28	18	Adjacent Space Transfer Air	None	No	Ceiling Cassette - Chilled Water	Central General Extract	0	6	Negative	G4	Not Applicable	60	0	300	Not Applicable	None	A	80	Switch	General working plane 1m	See Guidance Notes	Not Applicable		
			Store - Equipment	1	10.0	Storage Area Equipment	28	16	Radiant Panels	TRV Remote Head Adj.	No	None	None	Central General Extract	0	3	Negative	None	43	Not Applicable	0	200	Not Applicable	None	A	80	Presence detection	Floor 0m	See Guidance Notes	Not Applicable	
			Pharmacy Base	1	9.0	Consulting Room	28	18	Radiant Panels	TRV Remote Head Adj.	Yes	Comfort Cooled Fresh Air	Central Supply and Extract	3	3	Balanced	G4	43	41	0	300	Not Applicable	1000	A	80	Switch	Bed / Trolley 1.45m	See Guidance Notes	1		
			Patient Interview Room	1	9.0	Meeting Room	25	18	Radiant Panels	TRV Remote Head Adj.	Yes	Ceiling Cassette - Chilled Water	Central Supply and Extract	4	4	Balanced	G4	43	41	0	300	Not Applicable	None	A	80	Switch	Desk 0.75 to 0.85m	See Guidance Notes	Not Applicable		
			C1.5	Med / Surg / Neuro / Haemo Shared Support	NA	Family Sitting Room	1	27.0	Common room/staff room/lounge	28	18	Radiant Panels	TRV Remote Head Adj.	Yes	Comfort Cooled Fresh Air	Central Supply and Extract	6	8	Negative	G4	43	41	0	300	Not Applicable	None	A	80	Switch	Floor 0m	See Guidance Notes
Breast Pump Room	1	4.0				Baby Feeding Room / Nappy Change	28	18	Adjacent Space Transfer Air	None	No	None	None	Central Dirty Extract	0	10	Negative	None	43	41	0	200	Not Applicable	None	A	80	Switch / Dimmer	Floor 0m	See Guidance Notes	Not Applicable	
Nappy Change Room	1	4.0				Baby Feeding Room / Nappy Change	28	18	Adjacent Space Transfer Air	None	No	None	None	Central Dirty Extract	0	10	Negative	None	43	41	0	200	Not Applicable	None	A	80	Switch / Dimmer	Floor 0m	See Guidance Notes	Not Applicable	
Baby Infant / Feeding Room	1	4.0				Baby Feeding Room / Nappy Change	28	18	Adjacent Space Transfer Air	None	No	None	None	Central Dirty Extract	0	10	Negative	None	43	41	0	200	Not Applicable	None	A	80	Switch / Dimmer	Floor 0m	See Guidance Notes	Not Applicable	
X-Ray/Ultrasound Bay	1	4.0				Diagnostic room	25	18	Warm Air - Reheat Battery	BMS Adjustable Sensor	Yes	Comfort Cooled Fresh Air	Central Supply and Extract	8	8	Balanced	F7	43	41	0	300	Not Applicable	1000	A	80	Switch / Dimmer	General working plane 1m	See Guidance Notes	1		
WC-Wheelchair Accessible	2	4.5				Toilet	28	18	Adjacent Space Transfer Air	None	No	None	None	Central Dirty Extract	0	10	Negative	None	43	41	0	200	Not Applicable	None	A	80	Presence detection	Floor 0m	See Guidance Notes	Not Applicable	
C1.6	Adolescent Shared Accommodation	NA	Dining / Recreation Room	1	26.0	Common room/staff room/lounge	28	18	Radiant Panels	TRV Remote Head Adj.	Yes	Comfort Cooled Fresh Air	Central Supply and Extract	6	8	Negative	G4	43	41	0	300	Not Applicable	None	A	80	Switch	Floor 0m	See Guidance Notes	Not Applicable		
			Quiet Room / Study	1	10.0	Cellular / Ward Offices	28	18	Radiant Panels	TRV Remote Head Adj.	Yes	Comfort Cooled Fresh Air	Central Supply and Extract	4	3	Positive	G4	43	41	0	300	Not Applicable	None	A	80	Switch	Desk 0.75 to 0.85m	See Guidance Notes	Not Applicable		
C1.7	Paediatric Neurophysiology	NA	WC - Wheelchair accessible (RHSC)	1	4.5	Toilet	28	18	Adjacent Space Transfer Air	None	No	None	None	Central Dirty Extract	0	10	Negative	None	43	41	0	200	Not Applicable	None	A	80	Presence detection	Floor 0m	See Guidance Notes	Not Applicable	
			EEG Recording Room	2	16.0	Diagnostic room	25	18	Warm Air - Reheat Battery	BMS Adjustable Sensor	Yes	Comfort Cooled Fresh Air	Central Supply and Extract	8	8	Balanced	F7	43	41	0	300	Not Applicable	1000	A	80	Switch / Dimmer	General working plane 1m	See Guidance Notes	1		
C1.8	Surgical Short Stay Inpatients - 14 Beds	NA	Evoked Potential Recording Room	1	16.0	Diagnostic room	25	18	Warm Air - Reheat Battery	BMS Adjustable Sensor	Yes	Comfort Cooled Fresh Air	Central Supply and Extract	8	8	Balanced	F7	43	41	0	300	Not Applicable	1000	A	80	Switch / Dimmer	General working plane 1m	See Guidance Notes	1		
			EEG Review Office	1	15.0	Cellular / Ward Offices	28	18	Radiant Panels	TRV Remote Head Adj.	Yes	Comfort Cooled Fresh Air	Central Supply and Extract	4	3	Positive	G4	43	41	0	300	Not Applicable	None	A	80	Switch	Desk 0.75 to 0.85m	See Guidance Notes	Not Applicable		
			Reception Desk/Staff Base	1	3.0	Reception	28	18	Radiant Panels	TRV Remote Head Adj.	Yes	Comfort Cooled Fresh Air	Central Supply Air	3	0	Positive	G4	43	41	0	300	Not Applicable	None	A	80	Switch	Desk 0.75 to 0.85m	See Guidance Notes	Not Applicable		
			Dining / Play Room	1	15.0	Eating/Drinking	28	18	Radiant Panels	TRV Remote Head Adj.	Yes	Comfort Cooled Fresh Air	Central Supply and Extract	4	4	Balanced	G4	43	41	0	200	Not Applicable	None	A	80	Switch	Floor 0m	See Guidance Notes	Not Applicable		
			Single Bedroom	4	17.0	Bedroom	28	20	Radiant Panels	TRV Remote Head Adj.	Yes	Comfort Cooled Fresh Air	Central Supply Air	4	0	Positive	G4	43	41	0	100	5	300	A	80	Switch / Dimmer	Bed / Trolley 1.45m	See Guidance Notes	1		
			En-suite Shower / WC / WHB	4	4.5	Bathroom	28	18	Adjacent Space Transfer Air	None	No	None	None	Central Dirty Extract	0	10	Negative	None	43	41	0	200	200	None	A	80	Presence detection	Floor 0m	See Guidance Notes	Not Applicable	
			4 Bed Room	2	63.0	Multi-bed Wards	28	18	Radiant Panels	TRV Remote Head Adj.	Yes	Comfort Cooled Fresh Air	Central Supply Air	4	0	Positive	G4	43	41	0	100	5	300	A	80	Switch / Dimmer	Bed / Trolley 1.45m	See Guidance Notes	1		
			En-suite Shower / WC / WHB	2	6.0	Bathroom	28	18	Adjacent Space Transfer Air	None	No	None	None	Central Dirty Extract	0	10	Negative	None	43	41	0	200	2	None	A	80	Presence detection	Floor 0m	See Guidance Notes	Not Applicable	
			Single Bedroom	2	17.0	Bedroom	28	20	Radiant Panels	TRV Remote Head Adj.	Yes	Comfort Cooled Fresh Air	Central Dirty Extract	4	0	Positive	G4	43	41	0	100	5	300	A	80	Switch / Dimmer	Bed / Trolley 1.45m	See Guidance Notes	1		
			En-suite wheelchair-accessible WC, Shower & wash	2	4.5	Bathroom	28	18	Adjacent Space Transfer Air	None	No	None	None	Central Dirty Extract	0	10	Negative	None	43	41	0	200	200	None	A	80	Presence detection	Floor 0m	See Guidance Notes	Not Applicable	
			Bath / WC / Washing	1	14.0	Bathroom	28	18	Adjacent Space Transfer Air	None	No	None	None	Central Dirty Extract	0	10	Negative	None	43	41	0	200	200	None	A	80	Presence detection	Floor 0m	See Guidance Notes	Not Applicable	
			Treatment Room	1	16.0	Treatment Room	28	18	Radiant Panels	TRV Remote Head Adj.	Yes	Comfort Cooled Fresh Air	Central Supply Air	10	0	Positive	F7	43	41	0	500	Not Applicable	1000	A	90	Switch	Bed / Trolley 1.45m	See Guidance Notes	1		
			Ward Management Office	1	9.0	Cellular / Ward Offices	28	18	Radiant Panels	TRV Remote Head Adj.	Yes	Comfort Cooled Fresh Air	Central Supply and Extract	4	3	Positive	G4	43	41	0	300	Not Applicable	None	A	80	Switch	Desk 0.75 to 0.85m	See Guidance Notes	Not Applicable		
			Touchdown Base	1	2.0	Cellular / Ward Offices	28	18	Radiant Panels	TRV Remote Head Adj.	Yes	Comfort Cooled Fresh Air	Central Supply and Extract	4	3	Positive	G4	43	41	0	300	Not Applicable	None	A	80	Switch	Desk 0.75 to 0.85m	See Guidance Notes	Not Applicable		
			Staff WC	1	3.0	Toilet	28	18	Adjacent Space Transfer Air	None	No	None	None	Central Dirty Extract	0	10	Negative	None	43	41	0	200	Not Applicable	None	A	80	Presence detection	Floor 0m	See Guidance Notes	Not Applicable	
			WC - Visitors	1	3.0	Toilet	28	18	Adjacent Space Transfer Air	None	No	None	None	Central Dirty Extract	0	10	Negative	None	43	41	0	200	Not Applicable	None	A	80	Presence detection	Floor 0m	See Guidance Notes		

Dept Code	Dept Name	Department Sub Group	Room Name	Qty	Area (m2)	Room Function	Temperature		Heating		Cooling Present	Cooling Type	Ventilation				Safety temperatures		Safety Notes					Notes	Medical Location Group					
							Design Maximum deg C	Design Minimum deg C	Type	Control			Type	Supply ac/hr	Extract ac/hr	Relative Pressure	Min Filtration	Surface deg C	Water deg C	Normal lux	Night lux	Local lux	Standby Grade			Colour Rendering	Control	Plane		
D1	RHSC Main Outpatients Department	Entrance	Reception	1	10.0	Reception	28	18	Radiant Panels	TRV Remote Head Adj.	Yes	Comfort Cooled Fresh Air	Central Supply Air	3	0	Positive	G4	43	Not Applicable	0	300	Not Applicable	None	A	80	Switch	Desk 0.75 to 0.85m	See Guidance Notes	Not Applicable	
			Main Waiting Area	1	15.0	Waiting Room	28	18	Radiant Panels	TRV Remote Head Adj.	Yes	Comfort Cooled Fresh Air	Central Supply and Extract	5	5	Balanced	G4	43	Not Applicable	0	300	Not Applicable	None	A	80	Switch	Floor 0m	See Guidance Notes	Not Applicable	
		Consulting Suite A	Sub Waiting Area (incl supervised play) with Nurse Base WC wheelchair accessible	1	54.0	Waiting Room	28	18	Radiant Panels	TRV Remote Head Adj.	Yes	Comfort Cooled Fresh Air	Central Supply and Extract	5	5	Balanced	G4	43	Not Applicable	0	300	Not Applicable	None	A	80	Switch	Floor 0m	See Guidance Notes	Not Applicable	
			WC wheelchair accessible	1	4.5	Toilet	28	18	Adjacent Space Transfer Air	None	No	None	Central Dirty Extract	0	10	Negative	None	43	41	0	200	Not Applicable	None	A	80	Presence detection	Floor 0m	See Guidance Notes	Not Applicable	
			Consult/Examination	10	15.5	Consulting Room	28	18	Radiant Panels	TRV Remote Head Adj.	Yes	Comfort Cooled Fresh Air	Central Supply and Extract	3	3	Balanced	G4	43	41	0	300	Not Applicable	1000	A	80	Switch	Bed / Trolley 1.45m	See Guidance Notes	1	
			Child Protection Room	1	24.0	Consulting Room	28	18	Radiant Panels	TRV Remote Head Adj.	Yes	Comfort Cooled Fresh Air	Central Supply and Extract	3	3	Balanced	G4	43	41	0	300	Not Applicable	1000	A	80	Switch	Bed / Trolley 1.45m	See Guidance Notes	1	
			Consult/Examination (Child Protection)	1	15.5	Consulting Room	28	18	Radiant Panels	TRV Remote Head Adj.	Yes	Comfort Cooled Fresh Air	Central Supply and Extract	3	3	Balanced	G4	43	41	0	300	Not Applicable	1000	A	80	Switch	Bed / Trolley 1.45m	See Guidance Notes	1	
			Consult/Multi-Disciplinary	1	24.0	Consulting Room	28	18	Radiant Panels	TRV Remote Head Adj.	Yes	Comfort Cooled Fresh Air	Central Supply and Extract	3	3	Balanced	G4	43	41	0	300	Not Applicable	1000	A	80	Switch	Bed / Trolley 1.45m	See Guidance Notes	1	
			Treatment Room (with prep area)	1	16.0	Treatment Room	28	18	Radiant Panels	TRV Remote Head Adj.	Yes	Comfort Cooled Fresh Air	Central Supply Air	10	0	Positive	F7	43	41	0	500	Not Applicable	1000	A	90	Switch	Bed / Trolley 1.45m	See Guidance Notes	1	
			Plaster Suite (3 bays)	1	40.0	Consulting Room	28	18	Radiant Panels	TRV Remote Head Adj.	Yes	Comfort Cooled Fresh Air	Central Supply and Extract	3	3	Balanced	G4	43	41	0	300	Not Applicable	1000	A	80	Switch	Bed / Trolley 1.45m	See Guidance Notes	1	
			Store: Plaster	1	6.0	Storage Area Equipment	28	16	Radiant Panels	TRV Remote Head Adj.	No	None	Central General Extract	0	3	Negative	None	43	Not Applicable	0	200	Not Applicable	None	A	80	Presence detection	Floor 0m	See Guidance Notes	Not Applicable	
			Orthotics Workshop	1	16.0	Small Workshop	28	18	Radiant Panels	TRV Remote Head Adj.	No	None	Central Supply and Extract	4	6	Negative	G4	43	41	0	300	Not Applicable	None	A	80	Switch	Desk 0.75 to 0.85m	See Guidance Notes	Not Applicable	
			Equipment / General Store	1	6.0	Storage Area Equipment	28	16	Radiant Panels	TRV Remote Head Adj.	No	None	Central General Extract	0	3	Negative	None	43	Not Applicable	0	200	Not Applicable	None	A	80	Presence detection	Floor 0m	See Guidance Notes	Not Applicable	
			Store Room	1	8.0	Storage Area Equipment	28	16	Radiant Panels	TRV Remote Head Adj.	No	None	Central General Extract	0	3	Negative	None	43	Not Applicable	0	200	Not Applicable	None	A	80	Presence detection	Floor 0m	See Guidance Notes	Not Applicable	
			Physical Measurement	2	3.5	Consulting Room	28	18	Radiant Panels	TRV Remote Head Adj.	Yes	Comfort Cooled Fresh Air	Central Supply and Extract	3	3	Balanced	G4	43	41	0	300	Not Applicable	1000	A	80	Switch	Bed / Trolley 1.45m	See Guidance Notes	1	
			Infant Measuring Room	1	6.0	Consulting Room	28	18	Radiant Panels	TRV Remote Head Adj.	Yes	Comfort Cooled Fresh Air	Central Supply and Extract	3	3	Balanced	G4	43	41	0	300	Not Applicable	1000	A	80	Switch	Bed / Trolley 1.45m	See Guidance Notes	1	
			Mobile Hoist Bay	1	3.0	Circulation Equipment Storage Bays	28	16	Adjacent Space Transfer Air	None	No	None	Central General Extract	0	3	Negative	None	43	Not Applicable	0	200	Not Applicable	None	A	80	Presence detection	Floor 0m	See Guidance Notes	Not Applicable	
		Support Suite A	Clean Utility	1	8.0	Clean Utility	28	18	Radiant Panels	TRV Remote Head Adj.	Yes	Comfort Cooled Fresh Air	Central Supply Air	6	0	Positive	G4	43	41	0	150	Not Applicable	None	A	80	Presence detection	General working plane 1m	See Guidance Notes	Not Applicable	
			Dirty Utility	1	11.0	Dirty Utility	28	18	Adjacent Space Transfer Air	None	No	None	Central Dirty Extract	0	6	Negative	None	43	60	0	200	Not Applicable	None	A	80	Presence detection	Floor 0m	See Guidance Notes	Not Applicable	
			DSR	1	7.0	DSR	25	18	Adjacent Space Transfer Air	None	No	None	Central Dirty Extract	0	10	Negative	None	43	Not Applicable	0	100	Not Applicable	None	A	92	Switch	Bed / Trolley 1.45m	See Guidance Notes	Not Applicable	
			Disposal Hold	1	10.0	Disposal Hold	28	18	Adjacent Space Transfer Air	None	No	None	Central Dirty Extract	0	10	Negative	None	43	Not Applicable	0	100	Not Applicable	None	A	91	Switch	Bed / Trolley 1.45m	See Guidance Notes	Not Applicable	
			Resus Trolley Bay	1	1.0	Resus Trolley bay	25	18	Radiant Panels	TRV Remote Head Adj.	Yes	Comfort Cooled Fresh Air	Central Supply Air	0	0	Balanced	None	43	Not Applicable	0	500	Not Applicable	None	A	93	Switch	Bed / Trolley 1.45m	See Guidance Notes	Not Applicable	
			Pneumology Room	1	8.0	Consulting Room	28	18	Radiant Panels	TRV Remote Head Adj.	Yes	Comfort Cooled Fresh Air	Central Supply and Extract	3	3	Balanced	G4	43	41	0	300	Not Applicable	1000	A	80	Switch	Bed / Trolley 1.45m	See Guidance Notes	1	
			Specimen/ Disabled WC	1	4.5	Toilet	28	18	Adjacent Space Transfer Air	None	No	None	Central Dirty Extract	0	10	Negative	None	43	41	0	200	Not Applicable	None	A	80	Presence detection	Floor 0m	See Guidance Notes	Not Applicable	
			Linen Bay	1	1.5	Linen Bay	28	16	Adjacent Space Transfer Air	None	No	None	Central Supply and Extract	0	3	Negative	None	43	Not Applicable	0	100	Not Applicable	None	A	80	Presence detection	Floor 0m	See Guidance Notes	Not Applicable	
			Pantry	1	8.0	Pantry	28	18	Radiant Panels	TRV Remote Head Adj.	Yes	Comfort Cooled Fresh Air	Central Supply and Extract	6	8	Negative	G4	43	41	0	300	Not Applicable	None	A	80	Switch	Floor 0m	See Guidance Notes	Not Applicable	
			Staff WC	2	3.0	Toilet	28	18	Adjacent Space Transfer Air	None	No	None	Central Dirty Extract	0	10	Negative	None	43	41	0	200	Not Applicable	None	A	80	Presence detection	Floor 0m	See Guidance Notes	Not Applicable	
			WC - Fully accessible changing room	1	7.0	Toilet	28	18	Adjacent Space Transfer Air	None	No	None	Central Dirty Extract	0	10	Negative	None	43	41	0	200	Not Applicable	None	A	80	Presence detection	Floor 0m	See Guidance Notes	Not Applicable	
			Baby Infant / Feeding Room	1	4.0	Baby Feeding Room / Nappy Change	28	18	Adjacent Space Transfer Air	None	No	None	Central Dirty Extract	0	10	Negative	None	43	41	0	200	Not Applicable	None	A	80	Switch / Dimmer	Floor 0m	See Guidance Notes	Not Applicable	
			Nappy Change	1	4.0	Baby Feeding Room / Nappy Change	28	18	Adjacent Space Transfer Air	None	No	None	Central Dirty Extract	0	10	Negative	None	43	41	0	200	Not Applicable	None	A	80	Switch / Dimmer	Floor 0m	See Guidance Notes	Not Applicable	
			Consulting Suite B	Sub Waiting Area (incl supervised play) with Nurse Base WC wheelchair accessible	1	49.5	Waiting Room	28	18	Radiant Panels	TRV Remote Head Adj.	Yes	Comfort Cooled Fresh Air	Central Supply and Extract	5	5	Balanced	G4	43	Not Applicable	0	300	Not Applicable	None	A	80	Switch	Floor 0m	See Guidance Notes	Not Applicable
				Reception	1	3.0	Reception	28	18	Radiant Panels	TRV Remote Head Adj.	Yes	Comfort Cooled Fresh Air	Central Supply Air	3	0	Positive	G4	43	Not Applicable	0	300	Not Applicable	None	A	80	Switch	Desk 0.75 to 0.85m	See Guidance Notes	Not Applicable
		WC wheelchair accessible		2	4.5	Toilet	28	18	Adjacent Space Transfer Air	None	No	None	Central Dirty Extract	0	10	Negative	None	43	41	0	200	Not Applicable	None	A	80	Presence detection	Floor 0m	See Guidance Notes	Not Applicable	
		Consult/Examination (Ophthalmology)		1	15.5	Consulting Room	28	18	Radiant Panels	TRV Remote Head Adj.	Yes	Comfort Cooled Fresh Air	Central Supply and Extract	3	3	Balanced	G4	43	41	0	300	Not Applicable	1000	A	80	Switch	Bed / Trolley 1.45m	See Guidance Notes	1	
		Consult/Examination (Ophthalmology)		1	15.5	Consulting Room	28	18	Radiant Panels	TRV Remote Head Adj.	Yes	Comfort Cooled Fresh Air	Central Supply and Extract	3	3	Balanced	G4	43	41	0	300	Not Applicable	1000	A	80	Switch	Bed / Trolley 1.45m	See Guidance Notes	1	
		Consult/Multi-Disciplinary		1	24.0	Consulting Room	28	18	Radiant Panels	TRV Remote Head Adj.	Yes	Comfort Cooled Fresh Air	Central Supply and Extract	3	3	Balanced	G4	43	41	0	300	Not Applicable	1000	A	80	Switch	Bed / Trolley 1.45m	See Guidance Notes	1	
		Equipment / General Store		2	6.0	Storage Area Equipment	28	16	Radiant Panels	TRV Remote Head Adj.	No	None	Central General Extract	0	3	Negative	None	43	Not Applicable	0	200	Not Applicable	None	A	80	Presence detection	Floor 0m	See Guidance Notes	Not Applicable	
		Play Therapy (inc messy play) Room		1	18.0	Common room/staff room/lounge	28	18	Radiant Panels	TRV Remote Head Adj.	Yes	Comfort Cooled Fresh Air	Central Supply and Extract	6	8	Negative	G4	43	41	0	300	Not Applicable	None	A	80	Switch	Floor 0m	See Guidance Notes	Not Applicable	
		Physical Measurement		2	3.5	Consulting Room	28	18	Radiant Panels	TRV Remote Head Adj.	Yes	Comfort Cooled Fresh Air	Central Supply and Extract	3	3	Balanced	G4	43	41	0	300	Not Applicable	1000	A	80	Switch	Bed / Trolley 1.45m	See Guidance Notes	1	
		Infant Measuring Room		1	6.0	Consulting Room	28	18	Radiant Panels	TRV Remote Head Adj.	Yes	Comfort Cooled Fresh Air	Central Supply and Extract	3	3	Balanced	G4	43	41	0	300	Not Applicable	1000	A	80	Switch	Bed / Trolley 1.45m	See Guidance Notes	1	
		Shower Room		1	5.0	Bathroom	28	18	Adjacent Space Transfer Air	None	No	None	Central Dirty Extract	0	10	Negative	None	43	41	0	200	Not Applicable	None	A	80	Presence detection	Floor 0m	See Guidance Notes	Not Applicable	
		Mobile Hoist Bay		1	3.0	Circulation Equipment Storage Bays	28	16	Adjacent Space Transfer Air	None	No	None	Central General Extract	0	3	Negative	None	43	Not Applicable	0	200	Not Applicable	None	A	80	Presence detection	Floor 0m	See Guidance Notes	Not Applicable	
		Treatment Room (with prep area)		2	16.0	Treatment Room	28	18	Radiant Panels	TRV Remote Head Adj.	Yes	Comfort Cooled Fresh Air	Central Supply Air	10	0	Positive	F7	43	41	0	500	Not Applicable	1000	A	90	Switch	Bed / Trolley 1.45m	See Guidance Notes	1	
		Support Suite B		Clean Utility	1	8.0	Clean Utility	28	18	Radiant Panels	TRV Remote Head Adj.	Yes	Comfort Cooled Fresh Air	Central Supply Air	6	0	Positive	G4	43	41	0	150	Not Applicable	None	A	80	Presence detection	General working plane 1m	See Guidance Notes	Not Applicable
				Dirty Utility	1	11.0	Dirty Utility	28	18	Adjacent Space Transfer Air	None	No	None	Central Dirty Extract	0	6	Negative	None	43	60	0	200	Not Applicable	None	A	80	Presence detection	Floor 0m	See Guidance Notes	Not Applicable
			DSR	1	7.0	DSR	25	18	Adjacent Space Transfer Air	None	No	None	Central Dirty Extract	0	10	Negative	None	43	Not Applicable	0	100	Not Applicable	None	A	92	Switch	Bed / Trolley 1.45m	See Guidance Notes	Not Applicable	
			Disposal Hold	1	10.0	Disposal Hold	28	18	Adjacent Space Transfer Air	None	No	None	Central Dirty Extract	0	10	Negative	None	43	Not Applicable	0	100	Not Applicable	None	A	91	Switch	Bed / Trolley 1.45m	See Guidance Notes	Not Applicable	
			Resus Trolley Bay	1	1.0	Circulation Equipment Storage Bays	28	16	Adjacent Space Transfer Air	None	No	None	Central General Extract	0	3	Negative	None	43	Not Applicable	0	200	Not Applicable	None	A	80	Presence detection	Floor 0m	See Guidance Notes	Not Applicable	
			Pneumology Room	1	8.0	Consulting Room	28	18	Radiant Panels	TRV Remote Head Adj.	Yes	Comfort Cooled Fresh Air	Central Supply and Extract	3	3	Balanced	G4	43	41	0	300	Not Applicable	1000	A	80	Switch	Bed / Trolley 1.45m	See Guidance Notes	1	
			Linen Bay	1	1.5	Circulation Areas	28	18	Radiant Panels	TRV Remote Head Adj.	No	None	None	0	0	Guidance	G4	43	41	0	300	Not Applicable	None	A	80	Switch / Dimmer	Desk 0.75 to 0.85m	See Guidance Notes	Not Applicable	
			Staff WC	1	3.0	Toilet	28	18	Adjacent Space Transfer Air	None	No	None	Central Dirty Extract	0	10	Negative	None	43	41	0										

Dept Code	Dept Name	Department Sub Group	Room Name	Qty	Area (m2)	Room Function	Temperature		Heating		Cooling Present	Cooling Type	Ventilation				Safety Temperatures		Safety Notes	Lighting				Notes	Medical Location Group							
							Design Maximum deg C	Design Minimum deg C	Type	Control			Supply ac/hr	Extract ac/hr	Relative Pressure	Min Filtration	Surface deg C	Water deg C		Normal lux	Night lux	Local lux	Standby Grade			Colour Rendering	Control	Plane				
D4	Audiology	NA	Waiting Area	1	18.0	Waiting Room	28	18	Radiant Panels	TRV Remote Head Adj.	Yes	Comfort Cooled Fresh Air	Central Supply and Extract	5	5	Balanced	G4	43	41	0	300	Not Applicable	None	A	80	Switch	Floor 0m	See Guidance Notes	Not Applicable			
			Testing/Clinic Rooms	2	21.0	Consulting Room	28	18	Radiant Panels	TRV Remote Head Adj.	Yes	Comfort Cooled Fresh Air	Central Supply and Extract	3	3	Balanced	G4	43	41	0	300	Not Applicable	1000	A	80	Switch	Bed / Trolley 1.45m	See Guidance Notes	1			
			Obs/Control	2	8.0	Diagnostic room	25	18	Warm Air - Reheat Battery	BMS Adjustable Sensor	Yes	Comfort Cooled Fresh Air	Central Supply and Extract	8	8	Balanced	F7	43	41	0	300	Not Applicable	1000	A	80	Switch / Dimmer	General working plane 1m	See Guidance Notes	1			
			ABR Room	1	16.0	Small Workshop	28	18	Radiant Panels	TRV Remote Head Adj.	No	None	Central Supply and Extract	4	6	Negative	G4	43	41	0	300	Not Applicable	None	A	80	Switch	Desk 0.75 to 0.85m	See Guidance Notes	Not Applicable			
			Test Room	1	16.0	Small Workshop	28	18	Radiant Panels	TRV Remote Head Adj.	No	None	Central Supply and Extract	4	6	Negative	G4	43	41	0	300	Not Applicable	None	A	80	Switch	Desk 0.75 to 0.85m	See Guidance Notes	Not Applicable			
			Work Room	1	12.0	Small Workshop	28	18	Radiant Panels	TRV Remote Head Adj.	No	None	Central Supply and Extract	4	6	Negative	G4	43	41	0	300	Not Applicable	None	A	80	Switch	Desk 0.75 to 0.85m	See Guidance Notes	Not Applicable			
			Mould Room	1	9.0	Small Workshop	28	18	Radiant Panels	TRV Remote Head Adj.	No	None	Central Supply and Extract	4	6	Negative	G4	43	41	0	300	Not Applicable	None	A	80	Switch	Desk 0.75 to 0.85m	See Guidance Notes	Not Applicable			
			Store	1	15.0	Storage Area Equipment	28	16	Radiant Panels	TRV Remote Head Adj.	No	None	Central General Extract	0	3	Negative	None	43	Not Applicable	0	200	Not Applicable	None	A	80	Presence detection	Floor 0m	See Guidance Notes	Not Applicable			
			Shared Staff Office	1	32.8	Cellular / Ward Offices	28	18	Radiant Panels	TRV Remote Head Adj.	Yes	Comfort Cooled Fresh Air	Central Supply and Extract	4	3	Positive	G4	43	Not Applicable	0	300	Not Applicable	None	A	80	Switch	Desk 0.75 to 0.85m	See Guidance Notes	Not Applicable			
			D5	Paediatric Dentistry	NA	Surgeries (standard)	3	18.0	Operating Theatre Suite	25	18	Warm Air - Reheat Battery	BMS Adjustable Sensor	Yes	Comfort Cooled Fresh Air	In line with SHTM 03-01 with SHTM with SHTM	0	0	F7	43	41	0	500	Not Applicable	10,000 - 100,000	A	80	Switch	Floor 0m	See Guidance Notes	2	
Surgeries (multi-disciplinary)	1	20.0				Operating Theatre Suite	25	18	Warm Air - Reheat Battery	BMS Adjustable Sensor	Yes	Comfort Cooled Fresh Air	In line with SHTM 03-01 with SHTM with SHTM	0	0	F7	43	41	0	500	Not Applicable	10,000 - 100,000	A	80	Switch	Floor 0m	See Guidance Notes	2				
Recovery	1	10.0				Recovery Bay / Recovery Room	28	20	Radiant Panels	TRV Remote Head Adj.	Yes	Comfort Cooled Fresh Air	Central Supply and Extract	4	0	Positive	G4	43	41	0	500	Not Applicable	1000	A	80	Switch / Dimmer	Bed / Trolley 1.45m	See Guidance Notes	1			
Laboratory	1	10.0				Laboratory	28	18	Radiant Panels	TRV Remote Head Adj.	Yes	Comfort Cooled Fresh Air	Central Supply and Extract	6	6	Balanced	F7	43	60	0	500	Not Applicable	None	A	80	Switch	Desk 0.75 to 0.85m	See Guidance Notes	Not Applicable			
Clean Utility / Dental Store	1	23.0				Clean Utility	28	18	Radiant Panels	TRV Remote Head Adj.	Yes	Comfort Cooled Fresh Air	Central Supply Air	6	0	Positive	G4	43	41	0	150	Not Applicable	None	A	80	Presence detection	General working plane 1m	See Guidance Notes	Not Applicable			
Dirty Utility	1	11.0				Dirty utility	28	18	Adjacent Space Transfer Air	None	No	None	Central Dirty Extract	0	6	Negative	None	43	60	0	200	Not Applicable	None	A	80	Presence detection	Floor 0m	See Guidance Notes	Not Applicable			
Mobile Inter-oral Storage	1	6.0				Storage Area Equipment	28	16	Radiant Panels	TRV Remote Head Adj.	No	None	Central General Extract	0	3	Negative	None	43	Not Applicable	0	200	Not Applicable	None	A	80	Presence detection	Floor 0m	See Guidance Notes	Not Applicable			
D6	RHSC Therapies	Clinical Rooms				Rehabilitation Room	4	30.0	Bedroom	28	20	Radiant Panels	TRV Remote Head Adj.	Yes	Comfort Cooled Fresh Air	Central Supply Air	4	0	Positive	G4	43	41	0	100	5	300	A	80	Switch / Dimmer	Bed / Trolley 1.45m	See Guidance Notes	1
						Rehabilitation Room (inc CV equip)	2	39.0	Bedroom	28	20	Radiant Panels	TRV Remote Head Adj.	Yes	Comfort Cooled Fresh Air	Central Supply Air	4	0	Positive	G4	43	41	0	100	5	300	A	80	Switch / Dimmer	Bed / Trolley 1.45m	See Guidance Notes	1
						Changing Cubicles	1	4.0	Changing Facilities	28	18	Radiant Panels	TRV Remote Head Adj.	Yes	Comfort Cooled Fresh Air	Central Supply and Extract	5	4	Positive	G4	43	41	0	100	Not Applicable	None	A	80	Presence detection	Floor 0m	See Guidance Notes	Not Applicable
			Standard Treatment Room	3	15.0	Consulting Room	28	18	Radiant Panels	TRV Remote Head Adj.	Yes	Comfort Cooled Fresh Air	Central Supply and Extract	3	3	Balanced	G4	43	41	0	300	Not Applicable	1000	A	80	Switch	Bed / Trolley 1.45m	See Guidance Notes	1			
			Treatment Room (OT equip)	1	20.0	Treatment Room	28	18	Radiant Panels	TRV Remote Head Adj.	Yes	Comfort Cooled Fresh Air	Central Supply Air	10	0	Positive	F7	43	41	0	500	Not Applicable	1000	A	90	Switch	Bed / Trolley 1.45m	See Guidance Notes	1			
			Infant Measuring Room	1	6.0	Consulting Room	28	18	Radiant Panels	TRV Remote Head Adj.	Yes	Comfort Cooled Fresh Air	Central Supply and Extract	3	3	Balanced	G4	43	41	0	300	Not Applicable	1000	A	80	Switch	Bed / Trolley 1.45m	See Guidance Notes	1			
			Standard Distraction Free Treatment Room	2	15.0	Consulting Room	28	18	Radiant Panels	TRV Remote Head Adj.	Yes	Comfort Cooled Fresh Air	Central Supply and Extract	3	3	Balanced	G4	43	41	0	300	Not Applicable	1000	A	80	Switch	Bed / Trolley 1.45m	See Guidance Notes	1			
			Large Distraction Free Treatment Room	1	20.0	Consulting Room	28	18	Radiant Panels	TRV Remote Head Adj.	Yes	Comfort Cooled Fresh Air	Central Supply and Extract	3	3	Balanced	G4	43	41	0	300	Not Applicable	1000	A	80	Switch	Bed / Trolley 1.45m	See Guidance Notes	1			
			Dietetic Clinic Room	2	12.0	Diagnostic room	25	18	Warm Air - Reheat Battery	BMS Adjustable Sensor	Yes	Comfort Cooled Fresh Air	Central Supply and Extract	8	8	Balanced	F7	43	41	0	300	Not Applicable	1000	A	80	Switch / Dimmer	General working plane 1m	See Guidance Notes	1			
			Splitting / Casting Room	1	18.0	Consulting Room	28	18	Radiant Panels	TRV Remote Head Adj.	Yes	Comfort Cooled Fresh Air	Central Supply and Extract	3	3	Balanced	G4	43	41	0	300	Not Applicable	1000	A	80	Switch	Bed / Trolley 1.45m	See Guidance Notes	1			
		Offices/Workstations	Management Office	1	20.5	Cellular / Ward Offices	28	18	Radiant Panels	TRV Remote Head Adj.	Yes	Comfort Cooled Fresh Air	Central Supply and Extract	4	3	Positive	G4	43	Not Applicable	0	300	Not Applicable	None	A	80	Switch	Desk 0.75 to 0.85m	See Guidance Notes	Not Applicable			
			Staff Office - All specialties (39 person)	1	159.9	Cellular / Ward Offices	28	18	Radiant Panels	TRV Remote Head Adj.	Yes	Comfort Cooled Fresh Air	Central Supply and Extract	4	3	Positive	G4	43	Not Applicable	0	300	Not Applicable	None	A	80	Switch	Desk 0.75 to 0.85m	See Guidance Notes	Not Applicable			
			Meeting Room - 4 person	1	6.0	Meeting Room	25	18	Radiant Panels	TRV Remote Head Adj.	Yes	Ceiling Cassette - Chilled Water	Central Supply and Extract	4	4	Balanced	G4	43	Not Applicable	0	300	Not Applicable	None	A	80	Switch	Desk 0.75 to 0.85m	See Guidance Notes	Not Applicable			
			Meeting Room - 6 person	1	9.0	Meeting Room	25	18	Radiant Panels	TRV Remote Head Adj.	Yes	Ceiling Cassette - Chilled Water	Central Supply and Extract	4	4	Balanced	G4	43	Not Applicable	0	300	Not Applicable	None	A	80	Switch	Desk 0.75 to 0.85m	See Guidance Notes	Not Applicable			
			Dictation/ 1:1/Phone Booth	4	4.2	Cellular / Ward Offices	28	18	Radiant Panels	TRV Remote Head Adj.	Yes	Comfort Cooled Fresh Air	Central Supply and Extract	4	3	Positive	G4	43	Not Applicable	0	300	Not Applicable	None	A	80	Switch	Desk 0.75 to 0.85m	See Guidance Notes	Not Applicable			
			A&C Staff Office/Appliance Officer	1	36.9	Cellular / Ward Offices	28	18	Radiant Panels	TRV Remote Head Adj.	Yes	Comfort Cooled Fresh Air	Central Supply and Extract	4	3	Positive	G4	43	Not Applicable	0	300	Not Applicable	None	A	80	Switch	Desk 0.75 to 0.85m	See Guidance Notes	Not Applicable			
			WC - Staff	2	3.0	Toilet	28	18	Adjacent Space Transfer Air	None	No	None	Central Dirty Extract	0	10	Negative	None	43	41	0	200	Not Applicable	None	A	80	Presence detection	Floor 0m	See Guidance Notes	Not Applicable			
			Reception	1	6.0	Reception	28	18	Radiant Panels	TRV Remote Head Adj.	Yes	Comfort Cooled Fresh Air	Central Supply Air	3	0	Positive	G4	43	Not Applicable	0	300	Not Applicable	None	A	80	Switch	Desk 0.75 to 0.85m	See Guidance Notes	Not Applicable			
			Waiting Area	1	25.0	Waiting Room	28	18	Radiant Panels	TRV Remote Head Adj.	Yes	Comfort Cooled Fresh Air	Central Supply and Extract	5	5	Balanced	G4	43	Not Applicable	0	300	Not Applicable	None	A	80	Switch	Floor 0m	See Guidance Notes	Not Applicable			
			WC - Wheelchair accessible	1	4.5	Toilet	28	18	Adjacent Space Transfer Air	None	No	None	Central Dirty Extract	0	10	Negative	None	43	41	0	200	Not Applicable	None	A	80	Presence detection	Floor 0m	See Guidance Notes	Not Applicable			
Support Rooms	WC - assisted (large-changing)	1	12.3	Toilet	28	18	Adjacent Space Transfer Air	None	No	None	Central Dirty Extract	0	10	Negative	None	43	41	0	200	Not Applicable	None	A	80	Presence detection	Floor 0m	See Guidance Notes	Not Applicable					
	Store - OT	4	4.0	Storage Area Equipment	28	16	Radiant Panels	TRV Remote Head Adj.	No	None	Central General Extract	0	3	Negative	None	43	Not Applicable	0	200	Not Applicable	None	A	80	Presence detection	Floor 0m	See Guidance Notes	Not Applicable					
	Store - OT	1	9.0	Storage Area Equipment	28	16	Radiant Panels	TRV Remote Head Adj.	No	None	Central General Extract	0	3	Negative	None	43	Not Applicable	0	200	Not Applicable	None	A	80	Presence detection	Floor 0m	See Guidance Notes	Not Applicable					
	Store - SALT	1	8.0	Storage Area Equipment	28	16	Radiant Panels	TRV Remote Head Adj.	No	None	Central General Extract	0	3	Negative	None	43	Not Applicable	0	200	Not Applicable	None	A	80	Presence detection	Floor 0m	See Guidance Notes	Not Applicable					
	Store - Dietetic	1	6.0	Storage Area Equipment	28	16	Radiant Panels	TRV Remote Head Adj.	No	None	Central General Extract	0	3	Negative	None	43	Not Applicable	0	200	Not Applicable	None	A	80	Presence detection	Floor 0m	See Guidance Notes	Not Applicable					
	Store - Dietetic	2	1.0	Storage Area Equipment	28	16	Radiant Panels	TRV Remote Head Adj.	No	None	Central General Extract	0	3	Negative	None	43	Not Applicable	0	200	Not Applicable	None	A	80	Presence detection	Floor 0m	See Guidance Notes	Not Applicable					
	Store - Physio	1	4.0	Storage Area Equipment	28	16	Radiant Panels	TRV Remote Head Adj.	No	None	Central General Extract	0	3	Negative	None	43	Not Applicable	0	200	Not Applicable	None	A	80	Presence detection	Floor 0m	See Guidance Notes	Not Applicable					
	Store - Physio	1	33.0	Storage Area Equipment	28	16	Radiant Panels	TRV Remote Head Adj.	No	None	Central General Extract	0	3	Negative	None	43	Not Applicable	0	200	Not Applicable	None	A	80	Presence detection	Floor 0m	See Guidance Notes	Not Applicable					
	Store - Physio	1	19.0	Storage Area Equipment	28	16	Radiant Panels	TRV Remote Head Adj.	No	None	Central General Extract	0	3	Negative	None	43	Not Applicable	0	200	Not Applicable	None	A	80	Presence detection	Floor 0m	See Guidance Notes	Not Applicable					
	Store - TIP	1	4.0	Storage Area Equipment	28	16	Radiant Panels	TRV Remote Head Adj.	No	None	Central General Extract	0	3	Negative	None	43	Not Applicable	0	200	Not Applicable	None	A	80	Presence detection	Floor 0m	See Guidance Notes	Not Applicable					
D7	Plastics Dressings Clinic	NA	Equipment Decontamination	1	10.0	Equipment Decontamination	28	18	Radiant Panels	TRV Remote Head Adj.	Yes	Comfort Cooled Fresh Air	Central Supply Air	6	0	Positive	G4	43	41	0	200	Not Applicable	None	A	80	Presence detection	General working plane 1m	See Guidance Notes	Not Applicable			
			Pantry	1	8.0	Pantry	28	18	Radiant Panels	TRV Remote Head Adj.	Yes	Comfort Cooled Fresh Air	Central Dirty Extract	6	8	Negative	G4	43	41	0	300	Not Applicable	None	A	80	Switch	Floor 0m	See Guidance Notes	Not Applicable			
			Linen Bay	1	1.5	Linen Bay	28	16	Adjacent Space Transfer Air	None	No	None	Central Supply and Extract	0	3	Negative	None	43	Not Applicable	0	100	Not Applicable	None	A	80	Presence detection	Floor 0m	See Guidance Notes	Not Applicable			
			WC - Staff	1	3.0	Toilet	28	18	Adjacent Space Transfer Air	None	No	None	Central Dirty Extract	0	10	Negative	None	43	41	0	200	Not Applicable	None	A								

Dept Code	Dept Name	Department Sub Group	Room Name	Qty	Area (m2)	Room Function	Temperature		Heating		Cooling Present	Cooling Type	Ventilation				Safety Temperatures		Safety Notes	Lighting					Notes	Medical Location Group						
							Design Maximum deg C	Design Minimum deg C	Type	Control			Supply ac/hr	Extract ac/hr	Relative Pressure	Min Filtration	Surface deg C	Water deg C		Normal lux	Night lux	Local lux	Standby Grade	Colour Rendering			Control	Plane				
D9	Medical Day Care Unit - 5 Beds	NA	Reception: 2 staff Office and Storage 2 staff	1	3.0	Reception	28	18	Radiant Panels	TRV Remote Head Adj.	Yes	Comfort Cooled Fresh Air	Central Supply Air	3	0	Positive	G4	43	Not Applicable	0	300	Not Applicable	None	A	80	Switch	Desk 0.75 to 0.85m	See Guidance Notes	Not Applicable			
			Waiting Area	1	12.0	Cellular / Ward Offices	28	18	Radiant Panels	TRV Remote Head Adj.	Yes	Comfort Cooled Fresh Air	Central Supply and Extract	4	3	Positive	G4	43	Not Applicable	0	300	Not Applicable	None	A	80	Switch	Desk 0.75 to 0.85m	See Guidance Notes	Not Applicable			
			Waiting Play Area	1	20.0	Waiting Room	28	18	Radiant Panels	TRV Remote Head Adj.	Yes	Comfort Cooled Fresh Air	Central Supply and Extract	5	5	Balanced	G4	43	Not Applicable	0	300	Not Applicable	None	A	80	Switch	Floor 0m	See Guidance Notes	Not Applicable			
			WC - Wheelchair accessible	1	4.5	Toilet	28	18	Adjacent Space Transfer Air	None	No	None	Central Dirty Extract	0	10	Negative	None	43	41	0	200	Not Applicable	None	A	80	Presence detection	Floor 0m	See Guidance Notes	Not Applicable			
			Touchdown Base	1	2.0	Circulation Areas	28	18	Radiant Panels	TRV Remote Head Adj.	No	None	None	0	0	Guidance	Guidance	0	G4	43	41	0	300	Not Applicable	None	A	80	Switch / Dimmer	Desk 0.75 to 0.85m	See Guidance Notes	Not Applicable	
			Multi-Bed Room: day care, 3 beds	1	40.5	Multi-bed Wards	28	18	Radiant Panels	TRV Remote Head Adj.	Yes	Comfort Cooled Fresh Air	Central Supply Air	4	0	Positive	G4	43	41	0	100	5	300	A	80	Switch / Dimmer	Bed / Trolley 1.45m	See Guidance Notes	1			
			WC - Wheelchair accessible	1	4.5	Toilet	28	18	Adjacent Space Transfer Air	None	No	None	Central Dirty Extract	0	10	Negative	None	43	41	0	200	Not Applicable	None	A	80	Presence detection	Floor 0m	See Guidance Notes	Not Applicable			
			Single Bedroom	2	17.0	Bedroom	28	20	Radiant Panels	TRV Remote Head Adj.	Yes	Comfort Cooled Fresh Air	Central Supply Air	4	0	Positive	G4	43	41	0	100	5	300	A	80	Switch / Dimmer	Bed / Trolley 1.45m	See Guidance Notes	1			
			En Suite WC / WHB	2	4.5	Toilet	28	18	Adjacent Space Transfer Air	None	No	None	Central Dirty Extract	0	10	Negative	None	43	41	0	200	Not Applicable	None	A	80	Presence detection	Floor 0m	See Guidance Notes	Not Applicable			
			Patient Treatment Lounge	1	32.4	Common room/staff room/lounge	28	18	Radiant Panels	TRV Remote Head Adj.	Yes	Comfort Cooled Fresh Air	Central Supply and Extract	6	8	Negative	G4	43	41	0	300	Not Applicable	None	A	80	Switch	Floor 0m	See Guidance Notes	Not Applicable			
			Consult/Examination	1	15.5	Consulting Room	28	18	Radiant Panels	TRV Remote Head Adj.	Yes	Comfort Cooled Fresh Air	Central Supply and Extract	3	3	Balanced	G4	43	41	0	300	Not Applicable	1000	A	80	Switch	Bed / Trolley 1.45m	See Guidance Notes	1			
			Treatment Room	1	16.0	Treatment Room	28	18	Radiant Panels	TRV Remote Head Adj.	Yes	Comfort Cooled Fresh Air	Central Supply Air	10	0	Positive	F7	43	41	0	500	Not Applicable	1000	A	90	Switch	Bed / Trolley 1.45m	See Guidance Notes	1			
			Parking Bay: 1 patient trolley/whch	1	5.0	Circulation Equipment Storage Bays	28	16	Adjacent Space Transfer Air	None	No	None	Central General Extract	0	3	Negative	None	43	Not Applicable	0	200	Not Applicable	None	A	80	Presence detection	Floor 0m	See Guidance Notes	Not Applicable			
			Interview, Counselling & Quiet Room	1	9.0	Meeting Room	25	18	Radiant Panels	TRV Remote Head Adj.	Yes	Ceiling Cassette - Chilled Water	Central Supply and Extract	4	4	Balanced	G4	43	Not Applicable	0	300	Not Applicable	None	A	80	Switch	Desk 0.75 to 0.85m	See Guidance Notes	Not Applicable			
			WC - Staff	1	3.0	Toilet	28	18	Adjacent Space Transfer Air	None	No	None	Central Dirty Extract	0	10	Negative	None	43	41	0	200	Not Applicable	None	A	80	Presence detection	Floor 0m	See Guidance Notes	Not Applicable			
			Ward Management Office	1	8.0	Pantry	28	18	Radiant Panels	TRV Remote Head Adj.	Yes	Comfort Cooled Fresh Air	Central Supply and Extract	6	8	Negative	G4	43	41	0	300	Not Applicable	None	A	80	Switch	Floor 0m	See Guidance Notes	Not Applicable			
			Resuscitation Trolley Bay	1	9.0	Cellular / Ward Offices	28	18	Radiant Panels	TRV Remote Head Adj.	Yes	Comfort Cooled Fresh Air	Central Supply and Extract	4	3	Positive	G4	43	Not Applicable	0	300	Not Applicable	None	A	80	Switch	Desk 0.75 to 0.85m	See Guidance Notes	Not Applicable			
			Clean Utility	1	1.0	Resus Trolley bay	25	18	Radiant Panels	TRV Remote Head Adj.	Yes	Comfort Cooled Fresh Air	Central Supply Air	0	0	Balanced	None	43	Not Applicable	0	500	Not Applicable	None	A	93	Switch	Bed / Trolley 1.45m	See Guidance Notes	Not Applicable			
			Dirty Utility	1	12.0	Clean Utility	28	18	Radiant Panels	TRV Remote Head Adj.	Yes	Comfort Cooled Fresh Air	Central Supply Air	6	0	Positive	G4	43	41	0	150	Not Applicable	None	A	80	Presence detection	General working plane 1m	See Guidance Notes	Not Applicable			
			Store - General	1	11.0	Dirty Utility	28	18	Adjacent Space Transfer Air	None	No	None	Central Dirty Extract	0	6	Negative	None	43	60	0	200	Not Applicable	None	A	80	Presence detection	Floor 0m	See Guidance Notes	Not Applicable			
			Disposal Hold	1	13.0	Storage Area Equipment	28	16	Radiant Panels	TRV Remote Head Adj.	No	None	Central General Extract	0	3	Negative	None	43	Not Applicable	0	200	Not Applicable	None	A	80	Presence detection	Floor 0m	See Guidance Notes	Not Applicable			
			Physical Measurement	1	1.5	Linen Bay	28	16	Adjacent Space Transfer Air	None	No	None	Central Supply and Extract	0	3	Negative	None	43	Not Applicable	0	100	Not Applicable	None	A	80	Presence detection	Floor 0m	See Guidance Notes	Not Applicable			
				1	10.0	Disposal Hold	28	18	Adjacent Space Transfer Air	None	No	None	Central Dirty Extract	0	10	Negative	None	43	Not Applicable	0	100	Not Applicable	None	A	91	Switch	Bed / Trolley 1.45m	See Guidance Notes	Not Applicable			
				1	3.5	Consulting Room	28	18	Radiant Panels	TRV Remote Head Adj.	Yes	Comfort Cooled Fresh Air	Central Supply and Extract	3	3	Balanced	G4	43	41	0	300	Not Applicable	1000	A	80	Switch	Bed / Trolley 1.45m	See Guidance Notes	1			
			D10	Ambulatory Care Shared Support	NA	Staff Room	1	48.0	Common room/staff room/lounge	28	18	Radiant Panels	TRV Remote Head Adj.	Yes	Comfort Cooled Fresh Air	Central Supply and Extract	6	8	Negative	G4	43	41	0	300	Not Applicable	None	A	80	Switch	Floor 0m	See Guidance Notes	Not Applicable
						Reception Desk/Staff Base	1	3.0	Reception	28	18	Radiant Panels	TRV Remote Head Adj.	Yes	Comfort Cooled Fresh Air	Central Supply Air	3	0	Positive	G4	43	Not Applicable	0	300	Not Applicable	None	A	80	Switch	Desk 0.75 to 0.85m	See Guidance Notes	Not Applicable
						Eating/Drinking	1	15.0	Dining / Play Room	28	18	Radiant Panels	TRV Remote Head Adj.	Yes	Comfort Cooled Fresh Air	Central Supply and Extract	4	4	Balanced	G4	43	41	0	200	Not Applicable	None	A	80	Switch	Floor 0m	See Guidance Notes	Not Applicable
						Single Bedroom	4	17.0	Bedroom	28	20	Radiant Panels	TRV Remote Head Adj.	Yes	Comfort Cooled Fresh Air	Central Supply Air	4	0	Positive	G4	43	41	0	100	5	300	A	80	Switch / Dimmer	Bed / Trolley 1.45m	See Guidance Notes	1
						En-suite Shower / WC / WHB	4	4.5	Bathroom	28	18	Adjacent Space Transfer Air	None	No	None	Central Dirty Extract	0	10	Negative	None	43	41	0	200	200	None	A	80	Presence detection	Floor 0m	See Guidance Notes	Not Applicable
						4 Bed Room	2	63.0	Multi-bed Wards	28	18	Radiant Panels	TRV Remote Head Adj.	Yes	Comfort Cooled Fresh Air	Central Supply Air	4	0	Positive	G4	43	41	0	100	5	300	A	80	Switch / Dimmer	Bed / Trolley 1.45m	See Guidance Notes	1
					Surgical Assessment Area (12 beds)	En-suite Shower / WC / WHB	2	6.0	Bathroom	28	18	Adjacent Space Transfer Air	None	No	None	Central Dirty Extract	0	10	Negative	None	43	41	0	200	200	None	A	80	Presence detection	Floor 0m	See Guidance Notes	Not Applicable
						Single Bedroom	2	17.0	Bedroom	28	20	Radiant Panels	TRV Remote Head Adj.	Yes	Comfort Cooled Fresh Air	Central Supply Air	4	0	Positive	G4	43	41	0	100	5	300	A	80	Switch / Dimmer	Bed / Trolley 1.45m	See Guidance Notes	1
						En-suite wheelchair-accessible WC, Shower & wash	2	4.5	Bathroom	28	18	Adjacent Space Transfer Air	None	No	None	Central Dirty Extract	0	10	Negative	None	43	41	0	200	200	None	A	80	Presence detection	Floor 0m	See Guidance Notes	Not Applicable
Bath / WC / Washing	1	14.0				Bathroom	28	18	Adjacent Space Transfer Air	None	No	None	Central Dirty Extract	0	10	Negative	None	43	41	0	200	200	None	A	80	Presence detection	Floor 0m	See Guidance Notes	Not Applicable			
Treatment Room	1	16.0				Consulting Room	28	18	Radiant Panels	TRV Remote Head Adj.	Yes	Comfort Cooled Fresh Air	Central Supply and Extract	3	3	Balanced	G4	43	41	0	300	Not Applicable	1000	A	80	Switch	Bed / Trolley 1.45m	See Guidance Notes	1			
Ward Management Office	1	9.0				Cellular / Ward Offices	28	18	Radiant Panels	TRV Remote Head Adj.	Yes	Comfort Cooled Fresh Air	Central Supply and Extract	4	3	Positive	G4	43	Not Applicable	0	300	Not Applicable	None	A	80	Switch	Desk 0.75 to 0.85m	See Guidance Notes	Not Applicable			
Touchdown Base	1	2.0				Cellular / Ward Offices	28	18	Radiant Panels	TRV Remote Head Adj.	Yes	Comfort Cooled Fresh Air	Central Supply and Extract	4	3	Positive	G4	43	Not Applicable	0	300	Not Applicable	None	A	80	Switch	Desk 0.75 to 0.85m	See Guidance Notes	Not Applicable			
Staff WC	1	3.0				Toilet	28	18	Adjacent Space Transfer Air	None	No	None	Central Dirty Extract	0	10	Negative	None	43	41	0	200	Not Applicable	None	A	80	Presence detection	Floor 0m	See Guidance Notes	Not Applicable			
WC - Visitors	1	3.0				Toilet	28	18	Adjacent Space Transfer Air	None	No	None	Central Dirty Extract	0	10	Negative	None	43	41	0	200	Not Applicable	None	A	80	Presence detection	Floor 0m	See Guidance Notes	Not Applicable			
Clean Utility	1	12.0				Clean Utility	28	18	Radiant Panels	TRV Remote Head Adj.	Yes	Comfort Cooled Fresh Air	Central Supply Air	6	0	Positive	G4	43	41	0	150	Not Applicable	None	A	80	Presence detection	General working plane 1m	See Guidance Notes	Not Applicable			
Dirty Utility	1	14.0				Dirty utility	28	18	Adjacent Space Transfer Air	None	No	None	Central Dirty Extract	0	6	Negative	None	43	60	0	200	Not Applicable	None	A	80	Presence detection	Floor 0m	See Guidance Notes	Not Applicable			
Pantry	1	8.0				Pantry	28	18	Radiant Panels	TRV Remote Head Adj.	Yes	Comfort Cooled Fresh Air	Central Supply and Extract	6	8	Negative	G4	43	41	0	300	Not Applicable	None	A	80	Switch	Floor 0m	See Guidance Notes	Not Applicable			
Resus Trolley Bay	1	1.0				Resus Trolley bay	25	18	Radiant Panels	TRV Remote Head Adj.	Yes	Comfort Cooled Fresh Air	Central Supply Air	0	0	Balanced	None	43	Not Applicable	0	500	Not Applicable	None	A	93	Switch	Bed / Trolley 1.45m	See Guidance Notes	Not Applicable			
Linen Bay	1	1.5				Linen Bay	28	16	Adjacent Space Transfer Air	None	No	None	Central Supply and Extract	0	3	Negative	None	43	Not Applicable	0	100	Not Applicable	None	A	80	Presence detection	Floor 0m	See Guidance Notes	Not Applicable			
Store - General	1	10.0				Storage Area Equipment	28	16	Radiant Panels	TRV Remote Head Adj.	No	None	Central General Extract	0	3	Negative	None	43	Not Applicable	0	200	Not Applicable	None	A	80	Presence detection	Floor 0m	See Guidance Notes	Not Applicable			
Store - Equipment	1	10.0				Storage Area Equipment	28	16	Radiant Panels	TRV Remote Head Adj.	No	None	Central General Extract	0	3	Negative	None	43	Not Applicable	0	200	Not Applicable	None	A	80	Presence detection	Floor 0m	See Guidance Notes	Not Applicable			
DSR	1	7.0				DSR	25	18	Adjacent Space Transfer Air	None	No	None	Central Dirty Extract	0	10	Negative	None	43	Not Applicable	0	100	Not Applicable	None	A	92	Switch	Bed / Trolley 1.45m	See Guidance Notes	Not Applicable			

- Notes
- a) Linen Bay recess to be treated as part of room.
 - b) Mobile Equipment Bay Recess to be treated as part of room
 - c) Resusc Trolley Area Recess to be treated as part of room
 - d) Consult Exam Room - note 10ac/hr not allowed for unless room title listed as Treatment Room.
 - e) Reception & Waiting Combined
 - f) Internal Temperatures should not exceed 28 deg C (db) for more than 50hrs per year
 - g) Offices assumed to have openable windows without 100mm restrictors for natural ventilation .
 - h) Staff Rest assumed to have openable windows without 100mm restrictors for natural ventilation and occupancy factor of 0.8.

Dept Code	Dept Name	Department Sub Group	Room Name	Qty	Area (m2)	Room Function	Temperature		Heating		Cooling Present	Cooling		Ventilation				Safety temperatures		Safety Notes	Lighting					Notes	Medical Location Group			
							Design Maximum deg C	Design Minimum deg C	Type	Control		Type	Supply ach/r	Extract ach/r	Relative Pressure	Min Filtration	Surface deg C	Water deg C	Normal lux		Night lux	Local lux	Standby	Colour Rendering	Control			Plane		
F1	CAMHS - 12 Beds	ENTRANCE	Reception	1	3.0	Reception	28	18	Radiant Panels	TRV Remote Head Adj.	Yes	Comfort Cooled Fresh Air	Central Supply Air	3	0	Positive	G4	43	Not Applicable	0	300	Not Applicable	None	A	80	Switch	Desk 0.75 to 0.85m	See Guidance Notes	Not Applicable	
			Waiting Area	1	18.0	Waiting Room	28	18	Radiant Panels	TRV Remote Head Adj.	Yes	Comfort Cooled Fresh Air	Central Supply and Extract	5	5	Balanced	G4	43	Not Applicable	0	300	Not Applicable	None	A	80	Switch	Floor 0m	See Guidance Notes	Not Applicable	
		DAY PROGRAMME (Forteviot)	Group Room	1	24.0	Meeting Room	25	18	Radiant Panels	TRV Remote Head Adj.	Yes	Comfort Cooled Fresh Air	Central Supply and Extract	4	4	Balanced	G4	43	Not Applicable	0	300	Not Applicable	None	A	80	Switch	Desk 0.75 to 0.85m	See Guidance Notes	Not Applicable	
			Control / Viewing	1	10.0	Diagnostic room	25	18	Warm Air - Reheat Battery	BMS Adjustable Sensor	Yes	Comfort Cooled Fresh Air	Central Supply and Extract	8	8	Balanced	F7	43	41	0	300	Not Applicable	1000	A	80	Switch / Dimmer	General working plane 1m	See Guidance Notes	1	
			Time Out Room	1	6.0	Common room/staff room/lounge	28	18	Radiant Panels	TRV Remote Head Adj.	Yes	Comfort Cooled Fresh Air	Central Supply and Extract	6	8	Negative	G4	43	41	0	300	Not Applicable	None	A	80	Switch	Floor 0m	See Guidance Notes	Not Applicable	
			Play Room	1	24.0	Common room/staff room/lounge	28	18	Radiant Panels	TRV Remote Head Adj.	Yes	Comfort Cooled Fresh Air	Central Supply and Extract	6	8	Negative	G4	43	41	0	300	Not Applicable	None	A	80	Switch	Floor 0m	See Guidance Notes	Not Applicable	
		DAY PROGRAMME (EPSS)	Multidisciplinary Office	1	28.7	Multi Disciplinary Work Areas	28	18	Radiant Panels	TRV Remote Head Adj.	Yes	Comfort Cooled Fresh Air	Central Supply and Extract	6	4	Positive	G4	43	Not Applicable	0	300	Not Applicable	1000	A	80	Switch	Desk 0.75 to 0.85m	See Guidance Notes	Not Applicable	
			Sitting Room	1	15.0	Common room/staff room/lounge	28	18	Radiant Panels	TRV Remote Head Adj.	Yes	Comfort Cooled Fresh Air	Central Supply and Extract	6	8	Negative	G4	43	41	0	300	Not Applicable	None	A	80	Switch	Floor 0m	See Guidance Notes	Not Applicable	
		DAY PROGRAMME (Tipperinn)	Multidisciplinary Office	1	24.6	Cellular / Ward Offices	28	18	Radiant Panels	TRV Remote Head Adj.	Yes	Comfort Cooled Fresh Air	Central Supply and Extract	4	3	Positive	G4	43	Not Applicable	0	300	Not Applicable	None	A	80	Switch	Desk 0.75 to 0.85m	See Guidance Notes	Not Applicable	
			Group Room	1	24.0	Cellular / Ward Offices	28	18	Radiant Panels	TRV Remote Head Adj.	Yes	Comfort Cooled Fresh Air	Central Supply and Extract	4	3	Positive	G4	43	Not Applicable	0	300	Not Applicable	None	A	80	Switch	Desk 0.75 to 0.85m	See Guidance Notes	Not Applicable	
			Sitting Room	1	15.0	Common room/staff room/lounge	28	18	Radiant Panels	TRV Remote Head Adj.	Yes	Comfort Cooled Fresh Air	Central Supply and Extract	6	8	Negative	G4	43	41	0	300	Not Applicable	None	A	80	Switch	Floor 0m	See Guidance Notes	Not Applicable	
			Multidisciplinary Office	1	28.7	Multi Disciplinary Work Areas	28	18	Radiant Panels	TRV Remote Head Adj.	Yes	Comfort Cooled Fresh Air	Central Supply and Extract	6	4	Positive	G4	43	Not Applicable	0	300	Not Applicable	1000	A	80	Switch	Desk 0.75 to 0.85m	See Guidance Notes	Not Applicable	
		IN-PATIENTS	Single Bed Room	10	10.0	Bedroom	28	20	Radiant Panels	TRV Remote Head Adj.	Yes	Comfort Cooled Fresh Air	Central Supply Air	4	0	Positive	G4	43	41	0	100	5	300	A	80	Switch / Dimmer	Bed / Trolley 1.45m	See Guidance Notes	1	
			Single Bed Room (large)	2	11.5	Bedroom	28	20	Radiant Panels	TRV Remote Head Adj.	Yes	Comfort Cooled Fresh Air	Central Supply Air	4	0	Positive	G4	43	41	0	100	5	300	A	80	Switch / Dimmer	Bed / Trolley 1.45m	See Guidance Notes	1	
			En-suite wheelchair-accessible WC, Shower & wash	12	4.5	Bathroom	28	18	Adjacent Space Transfer Air	None	No	None	Central Dirty Extract	0	10	Negative	None	43	41	0	200	200	None	A	80	Presence detection	Floor 0m	See Guidance Notes	Not Applicable	
			Clinical Base - Open Plan Area	1	10.0	Multi-bed Wards	28	18	Radiant Panels	TRV Remote Head Adj.	Yes	Comfort Cooled Fresh Air	Central Supply Air	4	0	Positive	G4	43	41	0	100	5	300	A	80	Switch / Dimmer	Bed / Trolley 1.45m	See Guidance Notes	1	
			TV / Living Room - Open Plan Area	1	24.0	Common room/staff room/lounge	28	18	Radiant Panels	TRV Remote Head Adj.	Yes	Comfort Cooled Fresh Air	Central Supply and Extract	6	8	Negative	G4	43	41	0	300	Not Applicable	None	A	80	Switch	Floor 0m	See Guidance Notes	Not Applicable	
			Open Space	1	30.0	Waiting Room	28	18	Radiant Panels	TRV Remote Head Adj.	Yes	Comfort Cooled Fresh Air	Central Supply and Extract	5	5	Balanced	G4	43	Not Applicable	0	300	Not Applicable	None	A	80	Switch	Floor 0m	See Guidance Notes	Not Applicable	
			Pantry	1	8.0	Pantry	28	18	Radiant Panels	TRV Remote Head Adj.	Yes	Comfort Cooled Fresh Air	Central Supply and Extract	6	8	Negative	G4	43	41	0	300	Not Applicable	None	A	80	Switch	Floor 0m	See Guidance Notes	Not Applicable	
			Quiet Room	1	12.0	Cellular / Ward Offices	28	18	Radiant Panels	TRV Remote Head Adj.	Yes	Comfort Cooled Fresh Air	Central Supply and Extract	4	3	Positive	G4	43	Not Applicable	0	300	Not Applicable	None	A	80	Switch	Desk 0.75 to 0.85m	See Guidance Notes	Not Applicable	
			WC - Staff	2	3.0	Toilet	28	18	Adjacent Space Transfer Air	None	No	None	Central Dirty Extract	0	10	Negative	None	43	41	0	200	Not Applicable	None	A	80	Presence detection	Floor 0m	See Guidance Notes	Not Applicable	
			Therapy Room	1	15.0	Consulting Room	28	18	Radiant Panels	TRV Remote Head Adj.	Yes	Comfort Cooled Fresh Air	Central Supply and Extract	3	3	Balanced	G4	43	41	0	300	Not Applicable	1000	A	80	Switch	Bed / Trolley 1.45m	See Guidance Notes	1	
			Group Room	1	24.0	Meeting Room	25	18	Radiant Panels	TRV Remote Head Adj.	Yes	Ceiling Cassette - Chilled Water	Central Supply and Extract	4	4	Balanced	G4	43	Not Applicable	0	300	Not Applicable	None	A	80	Switch	Desk 0.75 to 0.85m	See Guidance Notes	Not Applicable	
			Laundry Room	1	6.0	Laundry	28	18	Adjacent Space Transfer Air	None	No	None	Central Supply and Extract	6	10	Negative	G4	43	60	0	300	Not Applicable	None	A	80	Switch	Floor 0m	See Guidance Notes	Not Applicable	
			Drug Room	1	6.0	Clean Utility	28	18	Radiant Panels	TRV Remote Head Adj.	Yes	Comfort Cooled Fresh Air	Central Supply Air	6	0	Positive	G4	43	41	0	150	Not Applicable	None	A	80	Presence detection	General working plane 1m	See Guidance Notes	Not Applicable	
			Dirty Utility	1	6.0	Dirty utility	28	18	Adjacent Space Transfer Air	None	No	None	Central Dirty Extract	0	6	Negative	None	43	60	0	200	Not Applicable	None	A	80	Presence detection	Floor 0m	See Guidance Notes	Not Applicable	
			Disposal Hold	1	10.0	Disposal Hold	28	18	Adjacent Space Transfer Air	None	No	None	Central Dirty Extract	0	10	Negative	None	43	Not Applicable	0	100	Not Applicable	None	A	91	Switch	Bed / Trolley 1.45m	See Guidance Notes	Not Applicable	
			Linen Bay	1	1.5	Circulation Areas	28	18	Radiant Panels	TRV Remote Head Adj.	No	None	Central Dirty Extract	0	10	Negative	None	43	41	0	300	Not Applicable	None	A	80	Switch / Dimmer	Desk 0.75 to 0.85m	See Guidance Notes	Not Applicable	
			Treatment Room	1	16.0	Treatment Room	28	18	Radiant Panels	TRV Remote Head Adj.	Yes	Comfort Cooled Fresh Air	Central Supply Air	10	0	Positive	F7	43	41	0	500	Not Applicable	1000	A	90	Switch	Bed / Trolley 1.45m	See Guidance Notes	1	
			Multidisciplinary Office - Inpatients	1	28.7	Multi Disciplinary Work Areas	28	18	Radiant Panels	TRV Remote Head Adj.	Yes	Comfort Cooled Fresh Air	Central Supply and Extract	6	4	Positive	G4	43	Not Applicable	0	300	Not Applicable	1000	A	80	Switch	Desk 0.75 to 0.85m	See Guidance Notes	Not Applicable	
			Multidisciplinary Office - ITS	1	24.6	Multi Disciplinary Work Areas	28	18	Radiant Panels	TRV Remote Head Adj.	Yes	Comfort Cooled Fresh Air	Central Supply and Extract	6	4	Positive	G4	43	Not Applicable	0	300	Not Applicable	1000	A	80	Switch	Desk 0.75 to 0.85m	See Guidance Notes	Not Applicable	
			SHARED FACILITIES	Resuscitation Trolley Bay	1	1.0	Circulation Equipment Storage Bays	28	18	Adjacent Space Transfer Air	None	No	None	Central General Extract	0	3	Negative	None	43	Not Applicable	0	200	Not Applicable	None	A	80	Presence detection	Floor 0m	See Guidance Notes	Not Applicable
				Consultant Psychiatrist / Psychologist Office	1	20.5	Cellular / Ward Offices	28	18	Radiant Panels	TRV Remote Head Adj.	Yes	Comfort Cooled Fresh Air	Central Supply and Extract	4	3	Positive	G4	43	Not Applicable	0	300	Not Applicable	None	A	80	Switch	Desk 0.75 to 0.85m	See Guidance Notes	Not Applicable
				Secretary/Filing Office	1	18.0	Cellular / Ward Offices	28	18	Radiant Panels	TRV Remote Head Adj.	Yes	Comfort Cooled Fresh Air	Central Supply and Extract	4	3	Positive	G4	43	Not Applicable	0	300	Not Applicable	None	A	80	Switch	Desk 0.75 to 0.85m	See Guidance Notes	Not Applicable
				Storage (testing)	1	6.0	Storage Area Equipment	28	18	Radiant Panels	TRV Remote Head Adj.	No	None	Central General Extract	0	3	Negative	None	43	Not Applicable	0	200	Not Applicable	None	A	80	Presence detection	Floor 0m	See Guidance Notes	Not Applicable
				Storage / Photocopy	1	10.0	Storage Area Equipment	28	18	Radiant Panels	TRV Remote Head Adj.	No	None	Central General Extract	0	3	Negative	None	43	Not Applicable	0	200	Not Applicable	None	A	80	Presence detection	Floor 0m	See Guidance Notes	Not Applicable
				Physical Measurement	1	3.5	Consulting Room	28	18	Radiant Panels	TRV Remote Head Adj.	Yes	Comfort Cooled Fresh Air	Central Supply and Extract	3	3	Balanced	G4	43	41	0	300	Not Applicable	1000	A	80	Switch	Bed / Trolley 1.45m	See Guidance Notes	1
				Large Family Interview Room	1	14.0	Meeting Room	25	18	Radiant Panels	TRV Remote Head Adj.	Yes	Ceiling Cassette - Chilled Water	Central Supply and Extract	4	4	Balanced	G4	43	Not Applicable	0	300	Not Applicable	None	A	80	Switch	Desk 0.75 to 0.85m	See Guidance Notes	Not Applicable
				Family Interview Room	1	12.0	Meeting Room	25	18	Radiant Panels	TRV Remote Head Adj.	Yes	Ceiling Cassette - Chilled Water	Central Supply and Extract	4	4	Balanced	G4	43	Not Applicable	0	300	Not Applicable	None	A	80	Switch	Desk 0.75 to 0.85m	See Guidance Notes	Not Applicable
				Interview Room	4	9.0	Meeting Room	25	18	Radiant Panels	TRV Remote Head Adj.	Yes	Ceiling Cassette - Chilled Water	Central Supply and Extract	4	4	Balanced	G4	43	Not Applicable	0	300	Not Applicable	None	A	80	Switch	Desk 0.75 to 0.85m	See Guidance Notes	Not Applicable
				WC - Wheelchair accessible	3	4.5	Toilet	28	18	Adjacent Space Transfer Air	None	No	None	Central Dirty Extract	0	10	Negative	None	43	41	0	200	Not Applicable	None	A	80	Presence detection	Floor 0m	See Guidance Notes	Not Applicable
				Shower / WC / WHB assisted	1	6.0	Bathroom	28	18	Adjacent Space Transfer Air	None	No	None	Central Dirty Extract	0	10	Negative	None	43	41	0	200	200	None	A	80	Presence detection	Floor 0m	See Guidance Notes	Not Applicable
				Dining Room (Inpatients & Day Prog)	1	62.0	Eating/Drinking	28	18	Radiant Panels	TRV Remote Head Adj.	Yes	Comfort Cooled Fresh Air	Central Supply and Extract	4	4	Balanced	G4	43	41	0	200	Not Applicable	None	A	80	Switch	Floor 0m	See Guidance Notes	Not Applicable
				Pantry	1	8.0	Pantry	28	18	Radiant Panels	TRV Remote Head Adj.	Yes	Comfort Cooled Fresh Air	Central Supply and Extract	6	8	Negative	G4	43	41	0	300	Not Applicable	None	A	80	Switch	Floor 0m	See Guidance Notes	Not Applicable
		Therapeutic Kitchen		1	22.0	Ward Kitchen	28	18	Adjacent Space Transfer Air	None	Yes	Ceiling Cassette - Chilled Water	Central General Extract	0	6	Negative	G4	Not Applicable	60	0	300	Not Applicable	None	A	80	Switch	General working plane 1m	See Guidance Notes	Not Applicable	
		Large Group Room		1	30.0	Meeting Room	25	18	Radiant Panels	TRV Remote Head Adj.	Yes	Ceiling Cassette - Chilled Water	Central Supply and Extract	4	4	Balanced	G4	43	Not Applicable	0	300	Not Applicable	None	A	80	Switch	Desk 0.75 to 0.85m	See Guidance Notes	Not Applicable	
		Therapy / Play Therapy Room		1	15.0	Common room/staff room/lounge	28	18	Radiant Panels	TRV Remote Head Adj.	Yes	Comfort Cooled Fresh Air	Central Supply and Extract	6	8	Negative	G4	43	41	0	300	Not Applicable	None	A	80	Switch	Floor 0m	See Guidance Notes	Not Applicable	
		Art Room		1	24.0	Classroom	25	18	Radiant Panels	TRV Remote Head Adj.	Yes	Ceiling Cassette - Chilled Water	Central Supply and Extract	4	4	Balanced	G4	43	Not Applicable	0	300	Not Applicable	None	A	80	Switch	Desk 0.75 to 0.85m	See Guidance Notes	Not Applicable	
		Recreation Room		1	45.0	Physiotherapy Studio	28	18	Radiant Panels	TRV Remote Head Adj.	Yes	Comfort Cooled Fresh Air	Central Supply and Extract	5	6	Negative	G4	43	41	0	300	Not Applicable	None	A	80	Switch / Dimmer	Floor 0m	See Guidance Notes	1	
		DSR	1	7.0	DSR	25	18	Adjacent Space Transfer Air	None	No	None	Central Dirty Extract	0	10	Negative	None	43	Not Applicable	0	100	Not									

Dept Code	Dept Name	Department Sub Group	Room Name	Qty	Area (m2)	Room Function	Temperature		Heating		Cooling Present	Cooling Type	Ventilation					Safety temperatures		Safety Notes	Lighting					Notes	Medical Location Group		
							Design Maximum deg C	Design Minimum deg C	Type	Control			Type	Supply ac/hr	Extract ac/hr	Relative Pressure	Min Filtration	Surface deg C	Water deg C		Normal lux	Night lux	Local lux	Standby Grade	Colour Rendering			Control	Plane
G2	Equipment Library	NA	Equipment Library	1	60.0	Cellular / Ward Offices	28	18	Radiant Panels	TRV Remote Head Adj.	Yes	Comfort Cooled Fresh Air	Central Supply and Extract	4	3	Positive	G4	43	Not Applicable	0	300	Not Applicable	None	A	80	Switch	Desk 0.75 to 0.85m	See Guidance Notes	Not Applicable
G3	On-Call Suite	NA	On-Call Bedroom	3	10.0	Bedroom	28	20	Radiant Panels	TRV Remote Head Adj.	Yes	Comfort Cooled Fresh Air	Central Supply Air	4	0	Positive	G4	43	41	0	100	5	300	A	80	Switch / Dimmer	Bed / Trolley 1.45m	See Guidance Notes	1
			En-suite Shower / WC / WHB	3	4.5	Bathroom	28	18	Adjacent Space Transfer Air	None	No	None	Central Dirty Extract	0	10	Negative	None	43	41	0	200	200	None	A	80	Presence detection	Floor 0m	See Guidance Notes	Not Applicable

- Notes
- a) Linen Bay recess to be treated as part of room.
 - b) Mobile Equipment Bay Recess to be treated as part of room
 - c) Resusc Trolley Area Recess to be treated as part of room
 - d) Consult Exam Room - note 10ac/hr not allowed for unless room title listed as Treatment Room.
 - e) Reception & Waiting Combined
 - f) Internal Temperatures should not exceed 28 deg C (db) for more than 50hrs per year
 - g) Offices assumed to have openable windows without 100mm restrictors for natural ventilation .
 - h) Staff Rest assumed to have openable windows without 100mm restrictors for natural ventilation and occupancy factor of 0.8.

Dept Code	Dept Name	Department Sub Group	Room Name	Qty	Area (m2)	Temperature		Heating		Cooling Present	Cooling		Ventilation				Safety temperatures		Safety Notes	Lighting					Notes	Medical Location Group			
						Room Function	Design Maximum deg C	Design Minimum deg C	Type		Control	Type	Type	Supply ac/hr	Extract ac/hr	Relative Pressure	Min Filtration	Surface deg C		Water deg C	Normal lux	Night lux	Local lux	Standby Grade			Colour Rendering	Control	Plane
H1	Child Life & Health	NA	Seminar / Tutorial Room	2	40.0	Classroom	25	18	Radiant Panels	TRV Remote Head Adj.	Yes	Ceiling Cassette - Chilled Water	Central Supply and Extract	4	4	Balanced	G4	43	Not Applicable	0	300	Not Applicable	None	A	80	Switch	Desk 0.75 to 0.85m	See Guidance Notes	Not Applicable
			Conference / Meeting Room	1	25.0	Meeting Room	25	18	Radiant Panels	TRV Remote Head Adj.	Yes	Ceiling Cassette - Chilled Water	Central Supply and Extract	4	4	Balanced	G4	43	Not Applicable	0	300	Not Applicable	None	A	80	Switch	Desk 0.75 to 0.85m	See Guidance Notes	Not Applicable
			Lockers	1	12.0	Changing Facilities	28	18	Radiant Panels	TRV Remote Head Adj.	Yes	Comfort Cooled Fresh Air	Central Supply and Extract	5	4	Positive	G4	43	41	0	100	Not Applicable	None	A	80	Presence detection	Floor 0m	See Guidance Notes	Not Applicable
			WC - Ambulant	4	3.0	Toilet	28	18	Adjacent Space Transfer Air	None	No	None	Central Dirty Extract	0	10	Negative	None	43	41	0	200	Not Applicable	None	A	80	Presence detection	Floor 0m	See Guidance Notes	Not Applicable
			WC - Accessible	2	4.5	Toilet	28	18	Adjacent Space Transfer Air	None	No	None	Central Dirty Extract	0	10	Negative	None	43	41	0	200	Not Applicable	None	A	80	Presence detection	Floor 0m	See Guidance Notes	Not Applicable
			Waiting Area	1	10.0	Waiting Room	28	18	Radiant Panels	TRV Remote Head Adj.	Yes	Comfort Cooled Fresh Air	Central Supply and Extract	5	5	Balanced	G4	43	Not Applicable	0	300	Not Applicable	None	A	80	Switch	Floor 0m	See Guidance Notes	Not Applicable
			Admin Office	1	20.5	Cellular / Ward Offices	28	18	Radiant Panels	TRV Remote Head Adj.	Yes	Comfort Cooled Fresh Air	Central Supply and Extract	4	3	Positive	G4	43	Not Applicable	0	300	Not Applicable	None	A	80	Switch	Desk 0.75 to 0.85m	See Guidance Notes	Not Applicable
			Beverage Bay	1	3.0	Tea Making	28	18	Adjacent Space Transfer Air	None	No	None	Central General Extract	0	5	Negative	None	43	41	0	100	Not Applicable	None	A	80	Presence detection	Floor 0m	See Guidance Notes	Not Applicable
			Head of Department Office	1	16.0	Cellular / Ward Offices	28	18	Radiant Panels	TRV Remote Head Adj.	Yes	Comfort Cooled Fresh Air	Central Supply and Extract	4	3	Positive	G4	43	Not Applicable	0	300	Not Applicable	None	A	80	Switch	Desk 0.75 to 0.85m	See Guidance Notes	Not Applicable
			Laboratory / Finance Manager's Office	1	11.0	Cellular / Ward Offices	28	18	Radiant Panels	TRV Remote Head Adj.	Yes	Comfort Cooled Fresh Air	Central Supply and Extract	4	3	Positive	G4	43	Not Applicable	0	300	Not Applicable	None	A	80	Switch	Desk 0.75 to 0.85m	See Guidance Notes	Not Applicable
			Student Records Store	1	12.0	Cellular / Ward Offices	28	18	Radiant Panels	TRV Remote Head Adj.	Yes	Comfort Cooled Fresh Air	Central Supply and Extract	4	3	Positive	G4	43	Not Applicable	0	300	Not Applicable	None	A	80	Switch	Desk 0.75 to 0.85m	See Guidance Notes	Not Applicable
			Senior Academic Staff Office	6	11.0	Cellular / Ward Offices	28	18	Radiant Panels	TRV Remote Head Adj.	Yes	Comfort Cooled Fresh Air	Central Supply and Extract	4	3	Positive	G4	43	Not Applicable	0	300	Not Applicable	None	A	80	Switch	Desk 0.75 to 0.85m	See Guidance Notes	Not Applicable
			16 Person Office	1	80.0	Cellular / Ward Offices	28	18	Radiant Panels	TRV Remote Head Adj.	Yes	Comfort Cooled Fresh Air	Central Supply and Extract	4	3	Positive	G4	43	Not Applicable	0	300	Not Applicable	None	A	80	Switch	Desk 0.75 to 0.85m	See Guidance Notes	Not Applicable
			Meeting Room - 4 person	1	6.0	Meeting Room	25	18	Radiant Panels	TRV Remote Head Adj.	Yes	Ceiling Cassette - Chilled Water	Central Supply and Extract	4	4	Balanced	G4	43	Not Applicable	0	300	Not Applicable	None	A	80	Switch	Desk 0.75 to 0.85m	See Guidance Notes	Not Applicable
			Stationery / Photocopying	1	6.0	Cellular / Ward Offices	28	18	Radiant Panels	TRV Remote Head Adj.	Yes	Comfort Cooled Fresh Air	Central Supply and Extract	4	3	Positive	G4	43	Not Applicable	0	300	Not Applicable	None	A	80	Switch	Desk 0.75 to 0.85m	See Guidance Notes	Not Applicable
			Tissue Culture Room	1	9.0	Laboratory	28	18	Radiant Panels	TRV Remote Head Adj.	Yes	Comfort Cooled Fresh Air	Central Supply and Extract	6	6	Balanced	F7	43	60	0	500	Not Applicable	None	A	80	Switch	Desk 0.75 to 0.85m	See Guidance Notes	Not Applicable
			Freezer Store	1	6.0	Storage Area Equipment	28	16	Radiant Panels	TRV Remote Head Adj.	No	None	Central General Extract	0	3	Negative	None	43	Not Applicable	0	200	Not Applicable	None	A	80	Presence detection	Floor 0m	See Guidance Notes	Not Applicable
			Physiological Laboratory	1	45.0	Laboratory	28	18	Radiant Panels	TRV Remote Head Adj.	Yes	Comfort Cooled Fresh Air	Central Supply and Extract	6	6	Balanced	F7	43	60	0	500	Not Applicable	None	A	80	Switch	Desk 0.75 to 0.85m	See Guidance Notes	Not Applicable
			DSR	1	7.0	DSR	25	18	Adjacent Space Transfer Air	None	No	None	Central Dirty Extract	0	10	Negative	None	43	Not Applicable	0	100	Not Applicable	None	A	92	Switch	Bed / Trolley 1.45m	See Guidance Notes	Not Applicable
			Disposal Hold	1	10.0	Disposal Hold	28	18	Adjacent Space Transfer Air	None	No	None	Central Dirty Extract	0	10	Negative	None	43	Not Applicable	0	100	Not Applicable	None	A	91	Switch	Bed / Trolley 1.45m	See Guidance Notes	Not Applicable
Molecular Biology Laboratory	1	45.0	Laboratory	28	18	Radiant Panels	TRV Remote Head Adj.	Yes	Comfort Cooled Fresh Air	Central Supply and Extract	6	6	Balanced	F7	43	60	0	500	Not Applicable	None	A	80	Switch	Desk 0.75 to 0.85m	See Guidance Notes	Not Applicable			
H2	Clinical Research Facility	NA	Waiting Play Area	1	9.5	Waiting Room	28	18	Radiant Panels	TRV Remote Head Adj.	Yes	Comfort Cooled Fresh Air	Central Supply and Extract	5	5	Balanced	G4	43	Not Applicable	0	300	Not Applicable	None	A	80	Switch	Floor 0m	See Guidance Notes	Not Applicable
			Reception	1	3.0	Reception	28	18	Radiant Panels	TRV Remote Head Adj.	Yes	Comfort Cooled Fresh Air	Central Supply Air	3	0	Positive	G4	43	Not Applicable	0	300	Not Applicable	None	A	80	Switch	Desk 0.75 to 0.85m	See Guidance Notes	Not Applicable
			DSR	1	7.0	Dirty utility	28	18	Adjacent Space Transfer Air	None	No	None	Central Dirty Extract	0	6	Negative	None	43	60	0	200	Not Applicable	None	A	80	Presence detection	Floor 0m	See Guidance Notes	Not Applicable
			Clinical Study Room	1	63.0	Consulting Room	28	18	Radiant Panels	TRV Remote Head Adj.	Yes	Comfort Cooled Fresh Air	Central Supply and Extract	3	3	Balanced	G4	43	41	0	300	Not Applicable	1000	A	80	Switch	Bed / Trolley 1.45m	See Guidance Notes	1
			En Suite Shower / WC / WHB	1	6.0	Bathroom	28	18	Adjacent Space Transfer Air	None	No	None	Central Dirty Extract	0	10	Negative	None	43	41	0	200	Not Applicable	None	A	80	Presence detection	Floor 0m	See Guidance Notes	Not Applicable
			Single Bed Room	2	15.0	Bedroom	28	20	Radiant Panels	TRV Remote Head Adj.	Yes	Comfort Cooled Fresh Air	Central Supply Air	4	0	Positive	G4	43	41	0	100	5	300	A	80	Switch / Dimmer	Bed / Trolley 1.45m	See Guidance Notes	1
			Isolation Bedroom	1	4.0	Isolation Lobby	25	18	Warm Air - Reheat Battery	BMS Adjustable Sensor	Yes	Comfort Cooled Fresh Air	HBN4 Dependant	HBN4 Dependant	HBN4 Dependant	0	F7	43	Not Applicable	0	200	Not Applicable	None	A	80	Presence detection	Floor 0m	See Guidance Notes	Not Applicable
			Entrance Lobby	2	4.5	Bathroom	28	18	Adjacent Space Transfer Air	None	No	None	Central Dirty Extract	0	10	Negative	None	43	41	0	200	200	None	A	80	Presence detection	Floor 0m	See Guidance Notes	Not Applicable
			En Suite Shower / WC / WHB	1	3.0	Toilet	28	18	Adjacent Space Transfer Air	None	No	None	Central Dirty Extract	0	10	Negative	None	43	41	0	200	Not Applicable	None	A	80	Presence detection	Floor 0m	See Guidance Notes	Not Applicable
			WC - Visitors	1	8.0	Clean Utility	28	18	Radiant Panels	TRV Remote Head Adj.	Yes	Comfort Cooled Fresh Air	Central Supply Air	6	0	Positive	G4	43	41	0	150	Not Applicable	None	A	80	Presence detection	General working plane 1m	See Guidance Notes	Not Applicable
			Clean Utility	1	6.0	Dirty utility	28	18	Adjacent Space Transfer Air	None	No	None	Central Dirty Extract	0	6	Negative	None	43	60	0	200	Not Applicable	None	A	80	Presence detection	Floor 0m	See Guidance Notes	Not Applicable
			Dirty Utility	1	6.0	Pantry	28	18	Adjacent Space Transfer Air	None	No	None	Central Dirty Extract	0	6	Negative	None	43	60	0	200	Not Applicable	None	A	80	Presence detection	Floor 0m	See Guidance Notes	Not Applicable
			Pantry	1	6.0	Pantry	28	18	Radiant Panels	TRV Remote Head Adj.	Yes	Comfort Cooled Fresh Air	Central Supply and Extract	6	8	Negative	G4	43	41	0	300	Not Applicable	None	A	80	Switch	Floor 0m	See Guidance Notes	Not Applicable
			Linen Bay	1	1.5	Linen Bay	28	16	Adjacent Space Transfer Air	None	No	None	Central Supply and Extract	0	3	Negative	None	43	Not Applicable	0	100	Not Applicable	None	A	80	Presence detection	Floor 0m	See Guidance Notes	Not Applicable
			Consult/Examination	1	15.5	Consulting Room	28	18	Radiant Panels	TRV Remote Head Adj.	Yes	Comfort Cooled Fresh Air	Central Supply and Extract	3	3	Balanced	G4	43	41	0	300	Not Applicable	1000	A	80	Switch	Bed / Trolley 1.45m	See Guidance Notes	1
			Consult / Assessment	1	12.0	Consulting Room	28	18	Radiant Panels	TRV Remote Head Adj.	Yes	Comfort Cooled Fresh Air	Central Supply and Extract	3	3	Balanced	G4	43	41	0	300	Not Applicable	1000	A	80	Switch	Bed / Trolley 1.45m	See Guidance Notes	1
			WC Staff	1	3.0	Toilet	28	18	Adjacent Space Transfer Air	None	No	None	Central Dirty Extract	0	10	Negative	None	43	41	0	200	Not Applicable	None	A	80	Presence detection	Floor 0m	See Guidance Notes	Not Applicable
			Disposal Hold	1	10.0	Disposal Hold	28	18	Adjacent Space Transfer Air	None	No	None	Central Dirty Extract	0	10	Negative	None	43	Not Applicable	0	100	Not Applicable	None	A	91	Switch	Bed / Trolley 1.45m	See Guidance Notes	Not Applicable
			Store - Equipment	1	24.0	Storage Area Equipment	28	16	Radiant Panels	TRV Remote Head Adj.	No	None	Central General Extract	0	3	Negative	None	43	Not Applicable	0	200	Not Applicable	None	A	80	Presence detection	Floor 0m	See Guidance Notes	Not Applicable
			Sample Processing Office - 4 person	1	15.0	Diagnostic room	25	18	Warm Air - Reheat Battery	BMS Adjustable Sensor	Yes	Comfort Cooled Fresh Air	Central Supply and Extract	8	3	Balanced	F7	43	41	0	300	Not Applicable	1000	A	80	Switch / Dimmer	General working plane 1m	See Guidance Notes	1
Cellular / Ward Offices	1	20.0	Cellular / Ward Offices	28	18	Radiant Panels	TRV Remote Head Adj.	Yes	Comfort Cooled Fresh Air	Central Supply and Extract	4	3	Positive	G4	43	Not Applicable	0	300	Not Applicable	None	A	80	Switch	Desk 0.75 to 0.85m	See Guidance Notes	Not Applicable			
H3	Clinical Education Suite	NA	Meeting Room	1	40.0	Meeting Room	25	18	Radiant Panels	TRV Remote Head Adj.	Yes	Ceiling Cassette - Chilled Water	Central Supply and Extract	4	4	Balanced	G4	43	Not Applicable	0	300	Not Applicable	None	A	80	Switch	Desk 0.75 to 0.85m	See Guidance Notes	Not Applicable
			Meeting Room	1	25.0	Meeting Room	25	18	Radiant Panels	TRV Remote Head Adj.	Yes	Ceiling Cassette - Chilled Water	Central Supply and Extract	4	4	Balanced	G4	43	Not Applicable	0	300	Not Applicable	None	A	80	Switch	Desk 0.75 to 0.85m	See Guidance Notes	Not Applicable
			Scenario Room	1	20.0	Meeting Room	25	18	Radiant Panels	TRV Remote Head Adj.	Yes	Ceiling Cassette - Chilled Water	Central Supply and Extract	4	4	Balanced	G4	43	Not Applicable	0	300	Not Applicable	None	A	80	Switch	Desk 0.75 to 0.85m	See Guidance Notes	Not Applicable
			Control Room	1	8.0	Diagnostic room	25	18	Warm Air - Reheat Battery	BMS Adjustable Sensor	Yes	Comfort Cooled Fresh Air	Central Supply and Extract	8	8	Balanced	F7	43	41	0	300	Not Applicable	1000	A	80	Switch / Dimmer	General working plane 1m	See Guidance Notes	1
			Workshop / Tutorial Room	3	20.0	Classroom	25	18	Radiant Panels	TRV Remote Head Adj.	Yes	Ceiling Cassette - Chilled Water	Central Supply and Extract	4	4	Balanced	G4	43	Not Applicable	0	300	Not Applicable	None	A	80	Switch	Desk 0.75 to 0.85m	See Guidance Notes	Not Applicable
			Practice Based Educators Office	1	20.0	Cellular / Ward Offices	28	18	Radiant Panels	TRV Remote Head Adj.	Yes	Comfort Cooled Fresh Air	Central Supply and Extract	4	3	Positive	G4	43	Not Applicable	0	300	Not Applicable	None	A	80	Switch	Desk 0.75 to 0.85m	See Guidance Notes	Not Applicable
			Management/Admin Office	1	15.0	Cellular / Ward Offices	28	18	Radiant Panels	TRV Remote Head Adj.	Yes	Comfort Cooled Fresh Air	Central Supply and Extract	4	3	Positive	G4	43	Not Applicable	0	300	Not Applicable	None	A	80	Switch	Desk 0.75 to 0.85m	See Guidance Notes	Not Applicable
			Manual Handling, Health & Safety	1	15.0	Class																							

Dept Code	Dept Name	Department Sub Group	Room Name	Qty	Area (m2)	Room Function	Temperature		Heating		Cooling Present	Cooling Type	Ventilation				Safety temperatures		Safety Notes	Lighting					Notes	Medical Location Group						
							Design Maximum deg C	Design Minimum deg C	Type	Control			Type	Supply ac/hr	Extract ac/hr	Relative Pressure	Min Filtration	Surface deg C		Water deg C	Normal lux	Night lux	Local lux	Standby Grade			Colour Rendering	Control	Plane			
I1	Main Entrance - Public Spaces	NA	Draught Lobby	1	15.0	Circulation Areas - Entrance Lobby	28	Not Controlled	Warm Air Door Curtain	BMS Adjustable Sensor	No	None	None	0	0	Balanced	None	Not Applicable	Not Applicable	0	200	Not Applicable	None	A	80	Presence detection	Floor 0m	See Guidance Notes	Not Applicable			
			Entrance Concourse	1	30.0	Circulation Areas	28	18	Radiant Panels	TRV Remote Head Adj.	No	None	None	0	0	Balanced	G4	43	41	0	300	Not Applicable	None	A	80	Switch / Dimmer	Desk 0.75 to 0.85m	See Guidance Notes	Not Applicable			
			Reception / Information Desk	1	12.0	Reception	28	18	Radiant Panels	TRV Remote Head Adj.	Yes	Comfort Cooled Fresh Air	Central Supply Air	3	0	Positive	G4	43	Not Applicable	0	300	Not Applicable	None	A	80	Switch	Desk 0.75 to 0.85m	See Guidance Notes	Not Applicable			
			Waiting Area	1	16.5	Waiting Room	28	18	Radiant Panels	TRV Remote Head Adj.	Yes	Comfort Cooled Fresh Air	Central Supply and Extract	5	5	Balanced	G4	43	Not Applicable	0	300	Not Applicable	None	A	80	Switch	Floor 0m	See Guidance Notes	Not Applicable			
			Public Telephone Booth	1	2.0	Circulation Phone Booth	28	18	Radiant Panels	TRV Remote Head Adj.	No	None	Central Supply and Extract	0	0	Balanced	G4	43	41	0	200	Not Applicable	None	A	80	Switch / Dimmer	Desk 0.75 to 0.85m	See Guidance Notes	Not Applicable			
			Vending Machine	1	3.0	Waiting Room	28	18	Radiant Panels	TRV Remote Head Adj.	Yes	Comfort Cooled Fresh Air	Central Supply and Extract	5	5	Balanced	G4	43	Not Applicable	0	300	Not Applicable	None	A	80	Switch	Floor 0m	See Guidance Notes	Not Applicable			
			Retail Shop	1	30.0	Retail	Subject to Fit-out											Subject to Fit-out											See Guidance Notes	Not Applicable		
			Catering Shop	1	30.0	Retail	Subject to Fit-out											Subject to Fit-out											See Guidance Notes	Not Applicable		
			WC - Visitors	1	3.0	Toilet	28	18	Adjacent Space Transfer Air	None	No	None	Central Dirty Extract	0	10	Negative	None	43	41	0	200	Not Applicable	None	A	80	Presence detection	Floor 0m	See Guidance Notes	Not Applicable			
			WC - Wheelchair accessible	1	4.5	Toilet	28	18	Adjacent Space Transfer Air	None	No	None	Central Dirty Extract	0	10	Negative	None	43	41	0	200	Not Applicable	None	A	80	Presence detection	Floor 0m	See Guidance Notes	Not Applicable			
			Assisted Change/Nappy Change	1	7.0	Baby Feeding Room / Nappy Change	28	18	Adjacent Space Transfer Air	None	No	None	Central Dirty Extract	0	10	Negative	None	43	41	0	200	Not Applicable	None	A	80	Switch / Dimmer	Floor 0m	See Guidance Notes	Not Applicable			
			DSR	1	7.0	DSR	25	18	Adjacent Space Transfer Air	None	No	None	Central Dirty Extract	0	10	Negative	None	43	Not Applicable	0	100	Not Applicable	None	A	92	Switch	Bed / Trolley 1.45m	See Guidance Notes	Not Applicable			
			Security Office	1	12.0	Cellular / Ward Offices	28	18	Radiant Panels	TRV Remote Head Adj.	Yes	Comfort Cooled Fresh Air	Central Supply and Extract	4	3	Positive	G4	43	Not Applicable	0	300	Not Applicable	None	A	80	Switch	Desk 0.75 to 0.85m	See Guidance Notes	Not Applicable			
			Wheelchair Bay	1	6.0	Circulation Areas	28	18	Radiant Panels	TRV Remote Head Adj.	No	None	None	0	0	Balanced	G4	43	41	0	300	Not Applicable	None	A	80	Switch / Dimmer	Desk 0.75 to 0.85m	See Guidance Notes	Not Applicable			
			DSR	1	7.0	DSR	25	18	Adjacent Space Transfer Air	None	No	None	Central Dirty Extract	0	10	Negative	None	43	Not Applicable	0	100	Not Applicable	None	A	92	Switch	Bed / Trolley 1.45m	See Guidance Notes	Not Applicable			
			I2	Bed & Toy Stores	NA	Store - Beds	1	96.0	Storage Area Equipment	28	16	Radiant Panels	TRV Remote Head Adj.	No	None	Central General Extract	0	3	Negative	None	43	Not Applicable	0	200	Not Applicable	None	A	80	Presence detection	Floor 0m	See Guidance Notes	Not Applicable
						Roadshow Equip Store	1	10.0	Storage Area Equipment	28	16	Radiant Panels	TRV Remote Head Adj.	No	None	Central General Extract	0	3	Negative	None	43	Not Applicable	0	200	Not Applicable	None	A	80	Presence detection	Floor 0m	See Guidance Notes	Not Applicable
Store - Toys	1	12.0				Storage Area Equipment	28	16	Radiant Panels	TRV Remote Head Adj.	No	None	Central General Extract	0	3	Negative	None	43	Not Applicable	0	200	Not Applicable	None	A	80	Presence detection	Floor 0m	See Guidance Notes	Not Applicable			

- Notes
- a) Linen Bay recess to be treated as part of room.
 - b) Mobile Equipment Bay Recess to be treated as part of room
 - c) Resusc Trolley Area Recess to be treated as part of room
 - d) Consult Exam Room - note 10ac/hr not allowed for unless room title listed as Treatment Room.
 - e) Reception & Waiting Combined
 - f) Internal Temperatures should not exceed 28 deg C (db) for more than 50hrs per year
 - g) Offices assumed to have openable windows without 100mm restrictors for natural ventilation .
 - h) Staff Rest assumed to have openable windows without 100mm restrictors for natural ventilation and occupancy factor of 0.8.

Dept Code	Dept Name	Department Sub Group	Room Name	Qty	Area (m2)	Temperature		Heating		Cooling Present	Cooling Type	Ventilation				Safety temperatures		Safety Notes	Lighting						Notes	Medical Location Group		
						Design Maximum deg C	Design Minimum deg C	Type	Control			Type	Supply ac/hr	Extract ac/hr	Relative Pressure	Min Filtration	Surface deg C		Water deg C	Normal lux	Night lux	Local lux	Standby Grade	Colour Rendering			Control	Plane
J1	Bereavement Suite	NA	Body Viewing Room	1	18.0					Yes	Ceiling Cassette - Chilled Water	Central Supply and Extract	4	6	Negative	G4	43	Not Applicable	0	100	Not Applicable	None	A	80	Switch	Floor 0m	See Guidance Notes	Not Applicable
			Lobby	1	3.0	25	18	Radiant Panels	TRV Remote Head Adj.	No	None	None	0	0	Balanced	None	Not Applicable	Not Applicable	0	200	Not Applicable	None	A	80	Presence detection	Floor 0m	See Guidance Notes	Not Applicable
			Sitting Room with Beverage Bay	1	20.0	28	18	Radiant Panels	TRV Remote Head Adj.	Yes	Comfort Cooled Fresh Air	Central Supply and Extract	6	8	Negative	G4	43	41	0	300	Not Applicable	None	A	80	Switch	Floor 0m	See Guidance Notes	Not Applicable
			WC - Wheelchair accessible	1	4.5	28	18	Adjacent Space Transfer Air	None	No	None	Central Dirty Extract	0	10	Negative	None	43	41	0	200	Not Applicable	None	A	80	Presence detection	Floor 0m	See Guidance Notes	Not Applicable
J2	Spiritual & Pastoral Care	NA	Prayer / Meditation / Reflection Area	1	40.0	28	18	Radiant Panels	TRV Remote Head Adj.	Yes	Comfort Cooled Fresh Air	Central Supply and Extract	6	8	Negative	G4	43	41	0	300	Not Applicable	None	A	80	Switch	Floor 0m	See Guidance Notes	Not Applicable
			Store	1	6.0	28	16	Radiant Panels	TRV Remote Head Adj.	No	None	Central General Extract	0	3	Negative	None	43	Not Applicable	0	200	Not Applicable	None	A	80	Presence detection	Floor 0m	See Guidance Notes	Not Applicable
			WC wheelchair accessible / Ritual Washing Area	1	6.0	28	18	Adjacent Space Transfer Air	None	No	None	Central Dirty Extract	0	10	Negative	None	43	41	0	200	Not Applicable	None	A	80	Presence detection	Floor 0m	See Guidance Notes	Not Applicable
			Office	1	12.0	28	18	Radiant Panels	TRV Remote Head Adj.	Yes	Comfort Cooled Fresh Air	Central Supply and Extract	4	3	Positive	G4	43	Not Applicable	0	300	Not Applicable	None	A	80	Switch	Desk 0.75 to 0.85m	See Guidance Notes	Not Applicable
			Interview Room	1	9.0	25	18	Radiant Panels	TRV Remote Head Adj.	Yes	Ceiling Cassette - Chilled Water	Central Supply and Extract	4	4	Balanced	G4	43	Not Applicable	0	300	Not Applicable	None	A	80	Switch	Desk 0.75 to 0.85m	See Guidance Notes	Not Applicable

- Notes
- a) Linen Bay recess to be treated as part of room.
 - b) Mobile Equipment Bay Recess to be treated as part of room
 - c) Resusc Trolley Area Recess to be treated as part of room
 - d) Consult Exam Room - note 10ac/hr not allowed for unless room title listed as Treatment Room.
 - e) Reception & Waiting Combined
 - f) Internal Temperatures should not exceed 28 deg C (db) for more than 50hrs per year
 - g) Offices assumed to have openable windows without 100mm restrictors for natural ventilation .
 - h) Staff Rest assumed to have openable windows without 100mm restrictors for natural ventilation and occupancy factor of 0.8.

Dept Code	Dept Name	Department Sub Group	Room Name	Qty	Area (m2)	Room Function	Temperature		Heating		Cooling Present	Cooling Type	Ventilation				Safety temperatures		Safety Notes	Lighting					Notes	Medical Location Group				
							Design Maximum deg C	Design Minimum deg C	Type	Control			Supply ac/hr	Extract ac/hr	Relative Pressure	Min Filtration	Surface deg C	Water deg C		Normal lux	Night lux	Local lux	Standby Grade	Colour Rendering			Control	Plane		
K1	Family Support	NA	Waiting	1	8.0	Waiting Room	28	18	Radiant Panels	TRV Remote Head Adj.	Yes	Comfort Cooled Fresh Air	Central Supply and Extract	5	5	Balanced	G4	43	Not Applicable	0	300	Not Applicable	None	A	80	Switch	Floor 0m	See Guidance Notes	Not Applicable	
			Meeting Rooms (family size)	2	15.0	Meeting Room	25	18	Radiant Panels	TRV Remote Head Adj.	Yes	Ceiling Cassette - Chilled Water	Central Supply and Extract	4	4	Balanced	G4	43	Not Applicable	0	300	Not Applicable	None	A	80	Switch	Desk 0.75 to 0.85m	See Guidance Notes	Not Applicable	
			Drop-In Lounge / Beverage Bay	1	35.0	Common room/staff room/lounge	28	18	Radiant Panels	TRV Remote Head Adj.	Yes	Comfort Cooled Fresh Air	Central Supply and Extract	6	8	Negative	G4	43	41	0	300	Not Applicable	None	A	80	Switch	Floor 0m	See Guidance Notes	Not Applicable	
			Drop-In Multi-Purpose Room	1	39.0	Meeting Room	25	18	Radiant Panels	TRV Remote Head Adj.	Yes	Ceiling Cassette - Chilled Water	Central Supply and Extract	4	4	Balanced	G4	43	Not Applicable	0	300	Not Applicable	None	A	80	Switch	Desk 0.75 to 0.85m	See Guidance Notes	Not Applicable	
			Complementary Therapy Room	1	15.0	Consulting Room	28	18	Radiant Panels	TRV Remote Head Adj.	Yes	Comfort Cooled Fresh Air	Central Supply and Extract	3	3	Balanced	G4	43	41	0	300	Not Applicable	1000	A	80	Switch	Bed / Trolley 1.45m	See Guidance Notes	1	
			Interview Rooms	2	9.0	Meeting Room	25	18	Radiant Panels	TRV Remote Head Adj.	Yes	Ceiling Cassette - Chilled Water	Central Supply and Extract	4	4	Balanced	G4	43	Not Applicable	0	300	Not Applicable	None	A	80	Switch	Desk 0.75 to 0.85m	See Guidance Notes	Not Applicable	
			Radio Lollipop Broadcasting Studio, Lobby	1	20.0	Circulation Areas	28	18	Radiant Panels	TRV Remote Head Adj.	No	None	None	0	0	0	G4	43	41	0	300	Not Applicable	None	A	80	Switch / Dimmer	Desk 0.75 to 0.85m	See Guidance Notes	Not Applicable	
			Office 1	1	15.0	Cellular / Ward Offices	28	18	Radiant Panels	TRV Remote Head Adj.	Yes	Comfort Cooled Fresh Air	Central Supply and Extract	4	3	Positive	G4	43	Not Applicable	0	300	Not Applicable	None	A	80	Switch	Desk 0.75 to 0.85m	See Guidance Notes	Not Applicable	
			Office 2	1	15.0	Cellular / Ward Offices	28	18	Radiant Panels	TRV Remote Head Adj.	Yes	Comfort Cooled Fresh Air	Central Supply and Extract	4	3	Positive	G4	43	Not Applicable	0	300	Not Applicable	None	A	80	Switch	Desk 0.75 to 0.85m	See Guidance Notes	Not Applicable	
			Office 3	1	10.0	Cellular / Ward Offices	28	18	Radiant Panels	TRV Remote Head Adj.	Yes	Comfort Cooled Fresh Air	Central Supply and Extract	4	3	Positive	G4	43	Not Applicable	0	300	Not Applicable	None	A	80	Switch	Desk 0.75 to 0.85m	See Guidance Notes	Not Applicable	
			Office 4	1	10.0	Cellular / Ward Offices	28	18	Radiant Panels	TRV Remote Head Adj.	Yes	Comfort Cooled Fresh Air	Central Supply and Extract	4	3	Positive	G4	43	Not Applicable	0	300	Not Applicable	None	A	80	Switch	Desk 0.75 to 0.85m	See Guidance Notes	Not Applicable	
			Office 5	1	19.0	Cellular / Ward Offices	28	18	Radiant Panels	TRV Remote Head Adj.	Yes	Comfort Cooled Fresh Air	Central Supply and Extract	4	3	Positive	G4	43	Not Applicable	0	300	Not Applicable	None	A	80	Switch	Desk 0.75 to 0.85m	See Guidance Notes	Not Applicable	
			Office 6	1	20.0	Cellular / Ward Offices	28	18	Radiant Panels	TRV Remote Head Adj.	Yes	Comfort Cooled Fresh Air	Central Supply and Extract	4	3	Positive	G4	43	Not Applicable	0	300	Not Applicable	None	A	80	Switch	Desk 0.75 to 0.85m	See Guidance Notes	Not Applicable	
			Beverage Bay	1	3.0	Tea Making	28	18	Adjacent Space Transfer Air	None	No	None	Central General Extract	0	5	Negative	None	43	41	0	100	Not Applicable	None	A	80	Presence detection	Floor 0m	See Guidance Notes	Not Applicable	
			DSR	1	7.0	DSR	25	18	Adjacent Space Transfer Air	None	No	None	Central Dirty Extract	0	10	Negative	None	43	Not Applicable	0	100	Not Applicable	None	A	92	Switch	Bed / Trolley 1.45m	See Guidance Notes	Not Applicable	
			Storage Internal	1	28.0	Storage Area Equipment	28	16	Radiant Panels	TRV Remote Head Adj.	No	None	Central General Extract	0	3	Negative	None	43	Not Applicable	0	200	Not Applicable	None	A	80	Presence detection	Floor 0m	See Guidance Notes	Not Applicable	
			WC - Staff	1	3.0	Toilet	28	18	Adjacent Space Transfer Air	None	No	None	Central Dirty Extract	0	10	Negative	None	43	41	0	200	Not Applicable	None	A	80	Presence detection	Floor 0m	See Guidance Notes	Not Applicable	
			Nappy Changing Room	1	4.0	Toilet	28	18	Adjacent Space Transfer Air	None	No	None	Central Dirty Extract	0	10	Negative	None	43	41	0	200	Not Applicable	None	A	80	Presence detection	Floor 0m	See Guidance Notes	Not Applicable	
			WC - Wheelchair accessible	2	4.5	Toilet	28	18	Adjacent Space Transfer Air	None	No	None	Central Dirty Extract	0	10	Negative	None	43	41	0	200	Not Applicable	None	A	80	Presence detection	Floor 0m	See Guidance Notes	Not Applicable	
			Wheelchair Bay	1	6.0	Circulation Equipment Storage Bays	28	16	Adjacent Space Transfer Air	None	No	None	Central Dirty Extract	0	10	Negative	None	43	41	0	200	Not Applicable	None	A	80	Presence detection	Floor 0m	See Guidance Notes	Not Applicable	
K2	Family Hotel - Ronald McDonald	NA	Reception/Waiting	1	6.0	Waiting Room	28	18	Radiant Panels	TRV Remote Head Adj.	Yes	Comfort Cooled Fresh Air	Central Supply and Extract	5	5	Balanced	G4	43	Not Applicable	0	300	Not Applicable	None	A	80	Switch	Floor 0m	See Guidance Notes	Not Applicable	
			Office - 1 person	1	8.0	Cellular / Ward Offices	28	18	Radiant Panels	TRV Remote Head Adj.	Yes	Comfort Cooled Fresh Air	Central Supply and Extract	4	3	Positive	G4	43	Not Applicable	0	300	Not Applicable	None	A	80	Switch	Desk 0.75 to 0.85m	See Guidance Notes	Not Applicable	
			Lounge - non residents	1	30.0	Common room/staff room/lounge	28	18	Radiant Panels	TRV Remote Head Adj.	Yes	Comfort Cooled Fresh Air	Central Supply and Extract	6	8	Negative	G4	43	41	0	300	Not Applicable	None	A	80	Switch	Floor 0m	See Guidance Notes	Not Applicable	
			WC - Female	1	3.0	Toilet	28	18	Adjacent Space Transfer Air	None	No	None	Central Dirty Extract	0	10	Negative	None	43	41	0	200	Not Applicable	None	A	80	Presence detection	Floor 0m	See Guidance Notes	Not Applicable	
			WC - Male	1	3.0	Toilet	28	18	Adjacent Space Transfer Air	None	No	None	Central Dirty Extract	0	10	Negative	None	43	41	0	200	Not Applicable	None	A	80	Presence detection	Floor 0m	See Guidance Notes	Not Applicable	
			WC - Wheelchair accessible	1	4.5	Toilet	28	18	Adjacent Space Transfer Air	None	No	None	Central Dirty Extract	0	10	Negative	None	43	41	0	200	Not Applicable	None	A	80	Presence detection	Floor 0m	See Guidance Notes	Not Applicable	
			Family Room accessible for 4 persons inc en-suite	2	30.0	Bedroom	28	20	Radiant Panels	TRV Remote Head Adj.	Yes	Comfort Cooled Fresh Air	Central Supply Air	4	0	Positive	G4	43	41	0	100	5	300	A	80	Switch / Dimmer	Bed / Trolley 1.45m	See Guidance Notes	1	
			Family Room for 4 persons inc en-suite	24	25.0	Bedroom	28	20	Radiant Panels	TRV Remote Head Adj.	Yes	Comfort Cooled Fresh Air	Central Supply Air	4	0	Positive	G4	43	41	0	100	5	300	A	80	Switch / Dimmer	Bed / Trolley 1.45m	See Guidance Notes	1	
			Kitchen	4	9.0	Kitchen (Commercial)	28	16	None	None	Yes	Comfort Cooled Fresh Air	Central Supply and Extract	72	72	Depen	Negative	G4	43	60	0	500	Not Applicable	None	A	80	Switch	General working plane 1m	See Guidance Notes	Not Applicable
			Dining Room	2	40.0	Eating/Drinking	28	18	Radiant Panels	TRV Remote Head Adj.	Yes	Comfort Cooled Fresh Air	Central Supply and Extract	4	4	Balanced	G4	43	41	0	200	Not Applicable	None	A	80	Switch	Floor 0m	See Guidance Notes	Not Applicable	
			Residents Day Room	1	18.0	Common room/staff room/lounge	28	18	Radiant Panels	TRV Remote Head Adj.	Yes	Comfort Cooled Fresh Air	Central Supply and Extract	6	8	Negative	G4	43	41	0	300	Not Applicable	None	A	80	Switch	Floor 0m	See Guidance Notes	Not Applicable	
			Residents Play Room	1	18.0	Common room/staff room/lounge	28	18	Radiant Panels	TRV Remote Head Adj.	Yes	Comfort Cooled Fresh Air	Central Supply and Extract	6	8	Negative	G4	43	41	0	300	Not Applicable	None	A	80	Switch	Floor 0m	See Guidance Notes	Not Applicable	
			Bathroom	1	8.0	Bathroom	28	18	Adjacent Space Transfer Air	None	No	None	Central Dirty Extract	0	10	Negative	None	43	41	0	200	200	None	A	80	Presence detection	Floor 0m	See Guidance Notes	Not Applicable	
			WC - Wheelchair accessible	1	4.5	Toilet	28	18	Adjacent Space Transfer Air	None	No	None	Central Dirty Extract	0	10	Negative	None	43	41	0	200	Not Applicable	None	A	80	Presence detection	Floor 0m	See Guidance Notes	Not Applicable	
			Store	2	12.0	Storage Area Equipment	28	16	Radiant Panels	TRV Remote Head Adj.	No	None	Central General Extract	0	3	Negative	None	43	Not Applicable	0	200	Not Applicable	None	A	80	Presence detection	Floor 0m	See Guidance Notes	Not Applicable	
			Laundry	2	15.0	Laundry	28	18	Adjacent Space Transfer Air	None	No	Comfort Cooled Fresh Air	Central Supply and Extract	6	10	Negative	G4	43	60	0	300	Not Applicable	None	A	80	Switch	Floor 0m	See Guidance Notes	Not Applicable	
DSR	1	7.0	DSR	25	18	Adjacent Space Transfer Air	None	No	None	Central Dirty Extract	0	10	Negative	None	43	Not Applicable	0	100	Not Applicable	None	A	92	Switch	Bed / Trolley 1.45m	See Guidance Notes	Not Applicable				
Switch/Meter Cupboard	1	6.0	Storage Area Equipment	28	16	Radiant Panels	TRV Remote Head Adj.	No	None	Central General Extract	0	3	Negative	None	43	Not Applicable	0	200	Not Applicable	None	A	80	Presence detection	Floor 0m	See Guidance Notes	Not Applicable				
Storage - refuse	1	10.0	Disposal Hold	28	18	Adjacent Space Transfer Air	None	No	None	Central Dirty Extract	0	10	Negative	None	43	Not Applicable	0	100	Not Applicable	None	A	91	Switch	Bed / Trolley 1.45m	See Guidance Notes	Not Applicable				
K3	Family Hotel - CLIC Sargent	NA	Reception/Waiting	1	6.0	Reception	28	18	Radiant Panels	TRV Remote Head Adj.	Yes	Comfort Cooled Fresh Air	Central Supply Air	3	0	Positive	G4	43	Not Applicable	0	300	Not Applicable	None	A	80	Switch	Desk 0.75 to 0.85m	See Guidance Notes	Not Applicable	
			Office - 1 person	1	8.0	Cellular / Ward Offices	28	18	Radiant Panels	TRV Remote Head Adj.	Yes	Comfort Cooled Fresh Air	Central Supply and Extract	4	3	Positive	G4	43	Not Applicable	0	300	Not Applicable	None	A	80	Switch	Desk 0.75 to 0.85m	See Guidance Notes	Not Applicable	
			WC - Wheelchair accessible	1	4.5	Toilet	28	18	Adjacent Space Transfer Air	None	No	None	Central Dirty Extract	0	10	Negative	None	43	41	0	200	Not Applicable	None	A	80	Presence detection	Floor 0m	See Guidance Notes	Not Applicable	
			Family Room accessible for 4 persons inc en-suite	1	30.0	Bedroom	28	20	Radiant Panels	TRV Remote Head Adj.	Yes	Comfort Cooled Fresh Air	Central Supply Air	4	0	Positive	G4	43	41	0	100	5	300	A	80	Switch / Dimmer	Bed / Trolley 1.45m	See Guidance Notes	1	
			Family Room for 4 persons inc en-suite	5	25.0	Bedroom	28	20	Radiant Panels	TRV Remote Head Adj.	Yes	Comfort Cooled Fresh Air	Central Supply Air	4	0	Positive	G4	43	41	0	100	5	300	A	80	Switch / Dimmer	Bed / Trolley 1.45m	See Guidance Notes	1	
			Kitchen	1	9.0	Kitchen (Commercial)	28	16	None	None	Yes	Comfort Cooled Fresh Air	Central Supply and Extract	72	72	Depen	Negative	G4	43	60	0	500	Not Applicable	None	A	80	Switch	General working plane 1m	See Guidance Notes	Not Applicable
			Dining Room	1	36.0	Eating/Drinking	28	18	Radiant Panels	TRV Remote Head Adj.	Yes	Comfort Cooled Fresh Air	Central Supply and Extract	4	4	Balanced	G4	43	41	0	200	Not Applicable	None	A	80	Switch	Floor 0m	See Guidance Notes	Not Applicable	
			Store	1	12.0	Storage Area Equipment	28	16	Radiant Panels	TRV Remote Head Adj.	No	None	Central General Extract	0	3	Negative	None	43	Not Applicable	0	200	Not Applicable	None	A	80	Presence detection	Floor 0m	See Guidance Notes	Not Applicable	
			DSR	1	7.0	DSR	25	18	Adjacent Space Transfer Air	None	No	None	Central Dirty Extract	0	10	Negative	None	43	Not Applicable	0	100	Not Applicable	None	A	92	Switch	Bed / Trolley 1.45m	See Guidance Notes	Not Applicable	
			Switch/Meter Cupboard	1	6.0	Storage Area Equipment	28	16	Radiant Panels	TRV Remote Head Adj.	No	None	Central General Extract	0	3	Negative	None	43	Not Applicable	0	200	Not Applicable	None	A	80	Presence detection	Floor 0m	See Guidance Notes	Not Applicable	
			Storage - refuse	1	10.0	Disposal Hold	28	18	Adjacent Space Transfer Air	None	No	None	Central Dirty Extract	0	10	Negative	None	43	Not Applicable	0	100	Not Applicable	None	A	91	Switch	Bed / Trolley 1.45m	See Guidance Notes	Not Applicable	
			Day Space	1	16.0	Patient Accommodation Day	28	18	Radiant Panels	TRV Remote Head Adj.	Yes	Comfort Cooled Fresh Air	Central Supply Air																	

Dept Code	Dept Name	Department Sub Group	Room Name	Qty	Area (m2)	Room Function	Temperature		Heating		Cooling Present	Cooling Type	Ventilation				Safety temperatures		Safety Notes	Lighting					Notes	Medical Location Group						
							Design Maximum deg C	Design Minimum deg C	Type	Control			Type	Supply ach/r	Extract ach/r	Relative Pressure	Min Filtration	Surface deg C		Water deg C	Normal lux	Night lux	Local lux	Standby Grade			Colour Rendering	Control	Plane			
L1	DCN Acute Care - 24 Beds	Entrance & Reception	Waiting Area, relatives	1	30.0	Waiting Room	28	18	Radiant Panels	TRV Remote Head Adj.	Yes	Comfort Cooled Fresh Air	Central Supply and Extract	5	5	Balanced	G4	43	Not Applicable	0	300	Not Applicable	None	A	80	Switch	Floor 0m	See Guidance Notes	Not Applicable			
			Reception	1	3.0	Reception	28	18	Radiant Panels	TRV Remote Head Adj.	Yes	Comfort Cooled Fresh Air	Central Supply Air	3	0	Positive	G4	43	Not Applicable	0	300	Not Applicable	None	A	80	Switch	Desk 0.75 to 0.85m	See Guidance Notes	Not Applicable			
			Refreshment: Vending Machine	1	3.0	Waiting Room	28	18	Radiant Panels	TRV Remote Head Adj.	Yes	Comfort Cooled Fresh Air	Central Supply and Extract	5	5	Balanced	G4	43	Not Applicable	0	300	Not Applicable	None	A	80	Switch	Floor 0m	See Guidance Notes	Not Applicable			
			Visitor toilets, baby changing	2	4.5	Toilet	28	18	Adjacent Space Transfer Air	None	No	None	Central Dirty Extract	0	10	Negative	None	43	41	0	200	Not Applicable	None	A	80	Presence detection	Floor 0m	See Guidance Notes	Not Applicable			
			WC: Independent Wheelchair	1	4.5	Toilet	28	18	Adjacent Space Transfer Air	None	No	None	Central Dirty Extract	0	10	Negative	None	43	41	0	200	Not Applicable	None	A	80	Presence detection	Floor 0m	See Guidance Notes	Not Applicable			
		Interview/Relatives Quiet Room	1	9.0	Meeting Room	25	18	Radiant Panels	TRV Remote Head Adj.	Yes	Ceiling Cassette - Chilled Water	Central Supply and Extract	4	4	Balanced	G4	43	Not Applicable	0	300	Not Applicable	None	A	80	Switch	Desk 0.75 to 0.85m	See Guidance Notes	Not Applicable				
		Assessment	Consulting/Examination Room	4	15.5	Consulting Room	28	18	Radiant Panels	TRV Remote Head Adj.	Yes	Comfort Cooled Fresh Air	Central Supply and Extract	3	3	Balanced	G4	43	41	0	300	Not Applicable	1000	A	80	Switch	Bed / Trolley 1.45m	See Guidance Notes	1			
			Patient Waiting	1	20.0	Waiting Room	28	18	Radiant Panels	TRV Remote Head Adj.	Yes	Comfort Cooled Fresh Air	Central Supply and Extract	5	5	Balanced	G4	43	Not Applicable	0	300	Not Applicable	None	A	80	Switch	Floor 0m	See Guidance Notes	Not Applicable			
			Receiving/Resuscitation area	1	30.0	Resuscitation Bay	25	21	Radiant Panels	BMS Adjustable Sensor	Yes	Comfort Cooled Fresh Air	Central Supply and Extract	10	6	Positive	G4	43	41	0	500	Not Applicable	1000	A	80	Switch	Bed / Trolley 1.45m	See Guidance Notes	2			
			Relatives Overnight Stay Room	1	10.0	Relatives Overnight Stay	28	20	Radiant Panels	TRV Remote Head Adj.	Yes	Comfort Cooled Fresh Air	Central Supply and Extract	4	0	Positive	G4	43	41	0	100	Not Applicable	1000	A	80	Switch	Bed / Trolley 1.45m	See Guidance Notes	Not Applicable			
			Ensuite Accessible Shower/Wc/WHB	1	6.0	Bathroom	28	18	Adjacent Space Transfer Air	None	No	None	Central Dirty Extract	0	10	Negative	None	43	41	0	200	Not Applicable	None	A	80	Presence detection	Floor 0m	See Guidance Notes	Not Applicable			
		Ward Areas	Single Bed Room	12	19.0	Bedroom	28	20	Radiant Panels	TRV Remote Head Adj.	Yes	Comfort Cooled Fresh Air	Central Supply Air	4	0	Positive	G4	43	41	0	100	Not Applicable	5	300	A	80	Switch / Dimmer	Bed / Trolley 1.45m	See Guidance Notes	1		
			Ensuite Shower/Wc/WHB	12	4.5	Bathroom	28	18	Adjacent Space Transfer Air	None	No	None	Central Dirty Extract	0	10	Negative	None	43	41	0	200	Not Applicable	None	A	80	Presence detection	Floor 0m	See Guidance Notes	Not Applicable			
			Single Bedroom (level 1)	12	19.0	Bedroom	28	20	Radiant Panels	TRV Remote Head Adj.	Yes	Comfort Cooled Fresh Air	Central Supply Air	4	0	Positive	G4	43	41	0	100	Not Applicable	5	300	A	80	Switch / Dimmer	Bed / Trolley 1.45m	See Guidance Notes	1		
			Shower Room:en-suite	12	4.5	Bathroom	28	18	Adjacent Space Transfer Air	None	No	None	Central Dirty Extract	0	10	Negative	None	43	41	0	200	Not Applicable	None	A	80	Presence detection	Floor 0m	See Guidance Notes	Not Applicable			
			Touchdown Base	5	2.0	Cellular / Ward Offices	28	18	Radiant Panels	TRV Remote Head Adj.	Yes	Comfort Cooled Fresh Air	Central Supply and Extract	4	3	Positive	G4	43	Not Applicable	0	300	Not Applicable	None	A	80	Switch	Desk 0.75 to 0.85m	See Guidance Notes	Not Applicable			
			Ward Management Office	1	10.0	Cellular / Ward Offices	28	18	Radiant Panels	TRV Remote Head Adj.	Yes	Comfort Cooled Fresh Air	Central Supply and Extract	4	3	Positive	G4	43	Not Applicable	0	300	Not Applicable	None	A	80	Switch	Desk 0.75 to 0.85m	See Guidance Notes	Not Applicable			
			Multi-Disciplinary Office	2	18.0	Cellular / Ward Offices	28	18	Radiant Panels	TRV Remote Head Adj.	Yes	Comfort Cooled Fresh Air	Central Supply and Extract	4	3	Positive	G4	43	Not Applicable	0	300	Not Applicable	None	A	80	Switch	Desk 0.75 to 0.85m	See Guidance Notes	Not Applicable			
			Staff Base	2	6.0	Cellular / Ward Offices	28	18	Radiant Panels	TRV Remote Head Adj.	Yes	Comfort Cooled Fresh Air	Central Supply and Extract	4	3	Positive	G4	43	Not Applicable	0	300	Not Applicable	None	A	80	Switch	Desk 0.75 to 0.85m	See Guidance Notes	Not Applicable			
			Linen Bay	1	3.0	Linen Bay	28	16	Adjacent Space Transfer Air	None	No	None	Central Supply and Extract	0	3	Negative	None	43	Not Applicable	0	100	Not Applicable	None	A	80	Presence detection	Floor 0m	See Guidance Notes	Not Applicable			
			Support Facilities	Resuscitation Trolley Bay	2	1.0	Circulation Equipment Storage Bays	28	16	Adjacent Space Transfer Air	None	No	None	Central General Extract	0	3	Negative	None	43	Not Applicable	0	200	Not Applicable	None	A	80	Presence detection	Floor 0m	See Guidance Notes	Not Applicable		
		Mobile X-Ray Bay		1	4.0	Circulation Equipment Storage Bays	28	16	Adjacent Space Transfer Air	None	No	None	Central General Extract	0	3	Negative	None	43	Not Applicable	0	200	Not Applicable	None	A	80	Presence detection	Floor 0m	See Guidance Notes	Not Applicable			
		Parking Bay: Food Trolley		1	2.0	Circulation Equipment Storage Bays	28	16	Adjacent Space Transfer Air	None	No	None	Central General Extract	0	3	Negative	None	43	Not Applicable	0	200	Not Applicable	None	A	80	Presence detection	Floor 0m	See Guidance Notes	Not Applicable			
		Pantry		1	8.0	Pantry	28	18	Radiant Panels	TRV Remote Head Adj.	Yes	Comfort Cooled Fresh Air	Central Supply and Extract	6	8	Negative	G4	43	41	0	300	Not Applicable	None	A	80	Switch	Floor 0m	See Guidance Notes	Not Applicable			
		Interview/Relatives Quiet Room		1	9.0	Meeting Room	25	18	Radiant Panels	TRV Remote Head Adj.	Yes	Ceiling Cassette - Chilled Water	Central Supply and Extract	4	4	Balanced	G4	43	Not Applicable	0	300	Not Applicable	None	A	80	Switch	Desk 0.75 to 0.85m	See Guidance Notes	Not Applicable			
		Teaching Room		1	20.0	Classroom	25	18	Radiant Panels	TRV Remote Head Adj.	Yes	Ceiling Cassette - Chilled Water	Central Supply and Extract	4	4	Balanced	G4	43	Not Applicable	0	300	Not Applicable	None	A	80	Switch	Desk 0.75 to 0.85m	See Guidance Notes	Not Applicable			
		Hoist Bay		2	3.0	Circulation Equipment Storage Bays	28	16	Adjacent Space Transfer Air	None	No	None	Central General Extract	0	3	Negative	None	43	Not Applicable	0	200	Not Applicable	None	A	80	Presence detection	Floor 0m	See Guidance Notes	Not Applicable			
		Utility Facilities		Clean Utility	1	12.0	Clean Utility	28	18	Radiant Panels	TRV Remote Head Adj.	Yes	Comfort Cooled Fresh Air	Central Supply Air	6	0	Positive	G4	43	41	0	150	Not Applicable	None	A	80	Presence detection	General working plane 1m	See Guidance Notes	Not Applicable		
				Dirty Utility	2	14.0	Dirty utility	28	18	Adjacent Space Transfer Air	None	No	None	Central Dirty Extract	0	6	Negative	None	43	60	0	200	Not Applicable	None	A	80	Presence detection	Floor 0m	See Guidance Notes	Not Applicable		
				DSR	1	7.0	DSR	25	18	Adjacent Space Transfer Air	None	No	None	Central Dirty Extract	0	10	Negative	None	43	Not Applicable	0	100	Not Applicable	None	A	92	Switch	Bed / Trolley 1.45m	See Guidance Notes	Not Applicable		
			Disposal Hold	2	10.0	Disposal Hold	28	18	Adjacent Space Transfer Air	None	No	None	Central Dirty Extract	0	10	Negative	None	43	Not Applicable	0	100	Not Applicable	None	A	91	Switch	Bed / Trolley 1.45m	See Guidance Notes	Not Applicable			
		Storage Facilities	Storage Equipment	1	10.0	Storage Area Equipment	28	16	Radiant Panels	TRV Remote Head Adj.	No	None	Central General Extract	0	3	Negative	None	43	Not Applicable	0	200	Not Applicable	None	A	80	Presence detection	Floor 0m	See Guidance Notes	Not Applicable			
			Storage Consumables	1	18.0	Storage Area Equipment	28	16	Radiant Panels	TRV Remote Head Adj.	No	None	Central General Extract	0	3	Negative	None	43	Not Applicable	0	200	Not Applicable	None	A	80	Presence detection	Floor 0m	See Guidance Notes	Not Applicable			
			Storage Stationary	1	4.0	Storage Area Equipment	28	16	Radiant Panels	TRV Remote Head Adj.	No	None	Central General Extract	0	3	Negative	None	43	Not Applicable	0	200	Not Applicable	None	A	80	Presence detection	Floor 0m	See Guidance Notes	Not Applicable			
		Ward - Staff Facilities	Staff Room	1	9.0	Common room/staff room/lounge	28	18	Radiant Panels	TRV Remote Head Adj.	Yes	Comfort Cooled Fresh Air	Central Supply and Extract	6	8	Negative	G4	43	41	0	300	Not Applicable	None	A	80	Switch	Floor 0m	See Guidance Notes	Not Applicable			
			Ward Kitchen	1	12.0	Ward Kitchen	28	18	Adjacent Space Transfer Air	None	No	Ceiling Cassette - Chilled Water	Central General Extract	0	6	Negative	G4	Not Applicable	60	0	300	Not Applicable	None	A	80	Switch	General working plane 1m	See Guidance Notes	Not Applicable			
			WC Staff	3	3.0	Toilet	28	18	Adjacent Space Transfer Air	None	No	None	Central Dirty Extract	0	10	Negative	None	43	41	0	200	Not Applicable	None	A	80	Presence detection	Floor 0m	See Guidance Notes	Not Applicable			
		L2	DCN Inpatients - 43 Beds	Entrance & Reception	Reception	1	3.0	Reception	28	18	Radiant Panels	TRV Remote Head Adj.	Yes	Comfort Cooled Fresh Air	Central Supply Air	3	0	Positive	G4	43	Not Applicable	0	300	Not Applicable	None	A	80	Switch	Desk 0.75 to 0.85m	See Guidance Notes	Not Applicable	
					Waiting Area	1	16.5	Waiting Room	28	18	Radiant Panels	TRV Remote Head Adj.	Yes	Comfort Cooled Fresh Air	Central Supply and Extract	5	5	Balanced	G4	43	Not Applicable	0	300	Not Applicable	None	A	80	Switch	Floor 0m	See Guidance Notes	Not Applicable	
					WC: Semi Ambulant	2	3.0	Toilet	28	18	Adjacent Space Transfer Air	None	No	None	Central Dirty Extract	0	10	Negative	None	43	41	0	200	Not Applicable	None	A	80	Presence detection	Floor 0m	See Guidance Notes	Not Applicable	
					WC: Independent Wheelchair	1	4.5	Toilet	28	18	Adjacent Space Transfer Air	None	No	None	Central Dirty Extract	0	10	Negative	None	43	41	0	200	Not Applicable	None	A	80	Presence detection	Floor 0m	See Guidance Notes	Not Applicable	
					Single Bedroom	41	19.0	Bedroom	28	20	Radiant Panels	TRV Remote Head Adj.	Yes	Comfort Cooled Fresh Air	Central Supply Air	4	0	Positive	G4	43	41	0	100	Not Applicable	5	300	A	80	Switch / Dimmer	Bed / Trolley 1.45m	See Guidance Notes	1
				Bedroom & Sanitary Facilities	Single Isolation Bedroom	2	19.0	Isolation Bedroom	25	21	Adjacent Space Transfer Air	BMS Adjustable Sensor	Yes	Comfort Cooled Fresh Air	HBN4 Dependant	HBN4 Dependant	HBN4 Dependant	Balanced	F7	43	41	0	100	Not Applicable	5	300	A	80	Switch	Bed / Trolley 1.45m	See Guidance Notes	1
					Isolation Bedroom	2	4.0	Isolation Lobby	25	18	Warm Air - Reheat Battery	BMS Adjustable Sensor	Yes	Comfort Cooled Fresh Air	HBN4 Dependant	HBN4 Dependant	HBN4 Dependant	0	F7	43	Not Applicable	0	200	Not Applicable	None	A	80	Presence detection	Floor 0m	See Guidance Notes	Not Applicable	
					Shower Room:en-suite	43	4.5	Bathroom	28	18	Adjacent Space Transfer Air	None	No	None	Central Dirty Extract	0	10	Negative	None	43	41	0	200	Not Applicable	None	A	80	Presence detection	Floor 0m	See Guidance Notes	Not Applicable	
Assisted Bathroom	1				14.0	Bathroom	28	18	Adjacent Space Transfer Air	None	No	None	Central Dirty Extract	0	10	Negative	None	43	41	0	200	Not Applicable	None	A	80	Presence detection	Floor 0m	See Guidance Notes	Not Applicable			
Treatment Room	1				16.0	Consulting Room	28	18	Radiant Panels	TRV Remote Head Adj.	Yes	Comfort Cooled Fresh Air	Central Supply and Extract	3	3	Balanced	G4	43	41	0	300	Not Applicable	1000	A	80	Switch	Bed / Trolley 1.45m	See Guidance Notes	1			
Support Facilities	Ward Management Office			2	9.0	Cellular / Ward Offices	28	18	Radiant Panels	TRV Remote Head Adj.	Yes	Comfort Cooled Fresh Air	Central Supply and Extract	4	3	Positive	G4	43	Not Applicable	0	300	Not Applicable	None	A	80	Switch	Desk 0.75 to 0.85m	See Guidance Notes	Not Applicable			
	Multi-Disciplinary Office			2	18.0	Cellular / Ward Offices	28	18	Radiant Panels	TRV Remote Head Adj.	Yes	Comfort Cooled Fresh Air	Central Supply and Extract	4	3	Positive	G4	43	Not Applicable	0	300	Not Applicable	None	A	80	Switch	Desk 0.75 to 0.85m	See Guidance Notes	Not Applicable			
	Touchdown Base			12	2.0	Circulation Areas	28	18	Radiant Panels	TRV Remote Head Adj.	No	None	None	Refer to Guidance Notes	Refer to Guidance Notes	0	G4	43	41	0	300	Not Applicable										

Dept Code	Dept Name	Department Sub Group	Room Name	Qty	Area (m2)	Room Function	Temperature		Heating		Cooling Present	Cooling Type	Ventilation				Safety temperatures		Safety Notes	Lighting					Notes	Medical Location Group				
							Design Maximum deg C	Design Minimum deg C	Type	Control			Type	Supply ac/hr	Extract ac/hr	Relative Pressure	Min Filtration	Surface deg C		Water deg C	Normal lux	Night lux	Local lux	Standby Grade			Colour Rendering	Control	Plane	
N1	DCN Entrance	NA	Reception / Information Desk	1	6.0	Reception	28	18	Radiant Panels	TRV Remote Head Adj.	Yes	Comfort Cooled Fresh Air	Central Supply Air	3	0	Positive	G4	43	Not Applicable	0	300	Not Applicable	None	A	80	Switch	Desk 0.75 to 0.85m	See Guidance Notes	Not Applicable	
			Waiting Area	1	8.0	Waiting Room	28	18	Radiant Panels	TRV Remote Head Adj.	Yes	Comfort Cooled Fresh Air	Central Supply and Extract	5	5	Balanced	G4	43	Not Applicable	0	300	Not Applicable	None	A	80	Switch	Floor 0m	See Guidance Notes	Not Applicable	
			Vending Machine	1	3.0	Circulation Areas	28	18	Radiant Panels	TRV Remote Head Adj.	No	None	None	None	Refer to Guidance Notes	Refer to Guidance Notes	0	G4	43	41	0	300	Not Applicable	None	A	80	Switch / Dimmer	Desk 0.75 to 0.85m	See Guidance Notes	Not Applicable
			WC - Visitors	1	3.0	Toilet	28	18	Adjacent Space Transfer Air	None	No	None	None	Central Dirty Extract	0	10	Negative	None	43	41	0	200	Not Applicable	None	A	80	Presence detection	Floor 0m	See Guidance Notes	Not Applicable
			Wheelchair Bay	1	6.0	Circulation Equipment Storage Bays	28	16	Adjacent Space Transfer Air	None	No	None	None	Central General Extract	0	3	Negative	None	43	Not Applicable	0	200	Not Applicable	None	A	80	Presence detection	Floor 0m	See Guidance Notes	Not Applicable
			WC - Wheelchair accessible	1	4.5	Toilet	28	18	Adjacent Space Transfer Air	None	No	None	None	Central Dirty Extract	0	10	Negative	None	43	41	0	200	Not Applicable	None	A	80	Presence detection	Floor 0m	See Guidance Notes	Not Applicable
N2	DCN Wards / Health Records Support - (N2)	NA	Staff Room	1	34.0	Common room/staff room/lounge	28	18	Radiant Panels	TRV Remote Head Adj.	Yes	Comfort Cooled Fresh Air	Central Supply and Extract	6	8	Negative	G4	43	41	0	300	Not Applicable	None	A	80	Switch	Floor 0m	See Guidance Notes	Not Applicable	
			Grab & Go	1	20.0	Common room/staff room/lounge	28	18	Radiant Panels	TRV Remote Head Adj.	Yes	Comfort Cooled Fresh Air	Central Supply and Extract	6	8	Negative	G4	43	41	0	300	Not Applicable	None	A	80	Switch	Floor 0m	See Guidance Notes	Not Applicable	
			Disposal Hold (small)	1	4.0	Disposal Hold	28	18	Adjacent Space Transfer Air	None	No	None	None	Central Dirty Extract	0	10	Negative	None	43	Not Applicable	0	100	Not Applicable	None	A	91	Switch	Bed / Trolley 1.45m	See Guidance Notes	Not Applicable

Notes

- a) Linen Bay recess to be treated as part of room.
- b) Mobile Equipment Bay Recess to be treated as part of room
- c) Resusc Trolley Area Recess to be treated as part of room
- d) Consult Exam Room - note 10ac/hr not allowed for unless room title listed as Treatment Room.
- e) Reception & Waiting Combined
- f) Internal Temperatures should not exceed 28 deg C (db) for more than 50hrs per year
- g) Offices assumed to have openable windows without 100mm restrictors for natural ventilation .
- h) Staff Rest assumed to have openable windows without 100mm restrictors for natural ventilation and occupancy factor of 0.8.

Dept Code	Dept Name	Department Sub Group	Room Name	Qty	Area (m2)	Room Function	Temperature		Heating		Cooling Present	Cooling Type	Ventilation				Safety temperatures		Safety Notes	Lighting					Notes	Medical Location Group							
							Design Maximum deg C	Design Minimum deg C	Type	Control			Type	Supply ac/hr	Extract ac/hr	Relative Pressure	Min Filtration	Surface deg C		Water deg C	Normal lux	Night lux	Local lux	Standby			Colour Rendering	Control	Plane				
M1	DCN Outpatients	Entrance Facilities	Enquiry / Information Desk: 2 staff	1	8.0	Reception	28	18	Radiant Panels	TRV Remote Head Adj.	Yes	Comfort Cooled Fresh Air	Central Supply Air	4	0	Positive	G4	43	Not Applicable	0	300	Not Applicable	None	A	80	Switch	Desk 0.75 to 0.85m	See Guidance Notes	Not Applicable				
			Medical Records Store	1	8.0	Cellular / Ward Offices	28	18	Radiant Panels	TRV Remote Head Adj.	Yes	Comfort Cooled Fresh Air	Central Supply and Extract	4	3	Positive	G4	43	Not Applicable	0	300	Not Applicable	None	A	80	Switch	Desk 0.75 to 0.85m	See Guidance Notes	Not Applicable				
			Main Waiting	1	59.0	Waiting Room	28	18	Radiant Panels	TRV Remote Head Adj.	Yes	Comfort Cooled Fresh Air	Central Supply and Extract	5	5	Balanced	G4	43	Not Applicable	0	300	Not Applicable	None	A	80	Switch	Floor 0m	See Guidance Notes	Not Applicable				
			WC: Independent Wheelchair	1	4.5	Toilet	28	18	Adjacent Space Transfer Air	None	No	None	Central Dirty Extract	0	10	Negative	None	43	41	0	200	Not Applicable	None	A	80	Presence detection	Floor 0m	See Guidance Notes	Not Applicable				
			Public Telephone: Single Booth, Accessible	1	1.5	Circulation Phone Both	28	18	Radiant Panels	TRV Remote Head Adj.	No	None	Central Supply and Extract	0	0	Balanced	G4	43	41	0	200	Not Applicable	None	A	80	Switch / Dimmer	Desk 0.75 to 0.85m	See Guidance Notes	Not Applicable				
			WC Fully Accessible Changing Room	1	2.0	Circulation Phone Both	28	18	Radiant Panels	TRV Remote Head Adj.	No	None	Central Supply and Extract	0	0	Balanced	G4	43	41	0	200	Not Applicable	None	A	80	Switch / Dimmer	Desk 0.75 to 0.85m	See Guidance Notes	Not Applicable				
			Refreshment: Vending Machine	1	3.0	Waiting Room	28	18	Radiant Panels	TRV Remote Head Adj.	Yes	Comfort Cooled Fresh Air	Central Supply and Extract	5	4	Positive	G4	43	41	0	100	Not Applicable	None	A	80	Presence detection	Floor 0m	See Guidance Notes	Not Applicable				
		M2	DCN Therapies	Consulting Suite A	Nurse Base	1	2.0	Circulation Areas	28	18	Radiant Panels	TRV Remote Head Adj.	No	None	None	3 Guidance	Guidance	0	G4	43	41	0	300	Not Applicable	None	A	80	Switch / Dimmer	Desk 0.75 to 0.85m	See Guidance Notes	Not Applicable		
					WC - Wheelchair accessible	1	4.5	Toilet	28	18	Adjacent Space Transfer Air	None	No	None	Central Dirty Extract	0	10	Negative	None	43	41	0	200	Not Applicable	None	A	80	Presence detection	Floor 0m	See Guidance Notes	Not Applicable		
					Physical Measurement	1	3.5	Consulting Room	28	18	Radiant Panels	TRV Remote Head Adj.	Yes	Comfort Cooled Fresh Air	Central Supply and Extract	3	3	Balanced	G4	43	41	0	300	Not Applicable	1000	A	80	Switch	Bed / Trolley 1.45m	See Guidance Notes	1		
					Consult/Examination	15.5	15.5	Consulting Room	28	18	Radiant Panels	TRV Remote Head Adj.	Yes	Comfort Cooled Fresh Air	Central Supply and Extract	3	3	Balanced	G4	43	41	0	300	Not Applicable	1000	A	80	Switch	Bed / Trolley 1.45m	See Guidance Notes	1		
					Consult/Multi-Disciplinary	2	24.0	Consulting Room	28	18	Radiant Panels	TRV Remote Head Adj.	Yes	Comfort Cooled Fresh Air	Central Supply and Extract	3	3	Balanced	G4	43	41	0	300	Not Applicable	1000	A	80	Switch	Bed / Trolley 1.45m	See Guidance Notes	1		
					Treatment Room (with prep area)	1	16.0	Treatment Room	28	18	Radiant Panels	TRV Remote Head Adj.	Yes	Comfort Cooled Fresh Air	Central Supply Air	10	0	Positive	F7	43	41	0	500	Not Applicable	1000	A	80	Switch	Bed / Trolley 1.45m	See Guidance Notes	1		
					Phlebotomy Room	1	8.0	Consulting Room	28	18	Radiant Panels	TRV Remote Head Adj.	Yes	Comfort Cooled Fresh Air	Central Supply and Extract	3	3	Balanced	G4	43	41	0	300	Not Applicable	1000	A	80	Switch	Bed / Trolley 1.45m	See Guidance Notes	1		
					Store - Equipment / General	1	6.0	Storage Area Equipment	28	16	Radiant Panels	TRV Remote Head Adj.	No	None	Central General Extract	0	3	Negative	None	43	Not Applicable	0	200	Not Applicable	None	A	80	Presence detection	Floor 0m	See Guidance Notes	Not Applicable		
				Consulting Suite B (Pre Admission Clinic)	Sub Waiting Area	1	16.5	Waiting Room	28	18	Radiant Panels	TRV Remote Head Adj.	Yes	Comfort Cooled Fresh Air	Central Supply and Extract	5	5	Balanced	G4	43	41	0	300	Not Applicable	None	A	80	Switch	Floor 0m	See Guidance Notes	Not Applicable		
					Nurse Base	1	2.0	Circulation Areas	28	18	Radiant Panels	TRV Remote Head Adj.	No	None	None	3 Guidance	Guidance	0	G4	43	41	0	300	Not Applicable	None	A	80	Switch / Dimmer	Desk 0.75 to 0.85m	See Guidance Notes	Not Applicable		
					WC - Wheelchair accessible	1	4.5	Consulting Room	28	18	Radiant Panels	TRV Remote Head Adj.	Yes	Comfort Cooled Fresh Air	Central Supply and Extract	3	3	Balanced	G4	43	41	0	300	Not Applicable	1000	A	80	Switch	Bed / Trolley 1.45m	See Guidance Notes	1		
					Physical Measurement	1	3.5	Consulting Room	28	18	Radiant Panels	TRV Remote Head Adj.	Yes	Comfort Cooled Fresh Air	Central Supply and Extract	3	3	Balanced	G4	43	41	0	300	Not Applicable	1000	A	80	Switch	Bed / Trolley 1.45m	See Guidance Notes	1		
					Consult/Examination	4	15.5	Consulting Room	28	18	Radiant Panels	TRV Remote Head Adj.	Yes	Comfort Cooled Fresh Air	Central Supply and Extract	3	3	Balanced	G4	43	41	0	300	Not Applicable	1000	A	80	Switch	Bed / Trolley 1.45m	See Guidance Notes	1		
					Pre Op Clinic Team Office	1	17.0	Cellular / Ward Offices	28	18	Radiant Panels	TRV Remote Head Adj.	Yes	Comfort Cooled Fresh Air	Central Supply and Extract	4	3	Positive	G4	43	Not Applicable	0	300	Not Applicable	None	A	80	Switch	Desk 0.75 to 0.85m	See Guidance Notes	Not Applicable		
					Clean Utility	1	8.0	Clean Utility	28	18	Radiant Panels	TRV Remote Head Adj.	Yes	Comfort Cooled Fresh Air	Central Supply Air	6	0	Positive	G4	43	41	0	150	Not Applicable	None	A	80	Presence detection	General working plane 1m	See Guidance Notes	Not Applicable		
					Dirty Utility, urine test	1	11.0	Dirty utility	28	18	Adjacent Space Transfer Air	None	No	None	Central Dirty Extract	0	6	Negative	None	43	60	0	200	Not Applicable	None	A	80	Presence detection	Floor 0m	See Guidance Notes	Not Applicable		
					Staff Support Facilities	Patient Interview Room	1	9.0	Meeting Room	25	18	Radiant Panels	TRV Remote Head Adj.	Yes	Ceiling Cassette - Chilled Water	Central Supply and Extract	4	4	Balanced	G4	43	Not Applicable	0	300	Not Applicable	None	A	80	Switch	Desk 0.75 to 0.85m	See Guidance Notes	Not Applicable	
		Outpatient Management Office	1	9.0		Cellular / Ward Offices	28	18	Radiant Panels	TRV Remote Head Adj.	Yes	Comfort Cooled Fresh Air	Central Supply and Extract	4	3	Positive	G4	43	Not Applicable	0	300	Not Applicable	None	A	80	Switch	Desk 0.75 to 0.85m	See Guidance Notes	Not Applicable				
		Staff Room	1	12.0		Common room/staff room/lounge	28	18	Radiant Panels	TRV Remote Head Adj.	Yes	Comfort Cooled Fresh Air	Central Supply and Extract	6	8	Negative	G4	43	41	0	300	Not Applicable	None	A	80	Switch	Floor 0m	See Guidance Notes	Not Applicable				
		WC - Staff	2	3.0		Toilet	28	18	Adjacent Space Transfer Air	None	No	None	Central Dirty Extract	0	10	Negative	None	43	41	0	200	Not Applicable	None	A	80	Presence detection	Floor 0m	See Guidance Notes	Not Applicable				
		Support Facilities	Parking Bay: Resuscitation Trolley	1		1.0	Circulation Areas	28	18	Radiant Panels	TRV Remote Head Adj.	No	None	None	3 Guidance	Guidance	0	G4	43	41	0	300	Not Applicable	None	A	80	Switch / Dimmer	Desk 0.75 to 0.85m	See Guidance Notes	Not Applicable			
			Store: Clinical Supplies, Equipment & Stationery	1		15.0	Storage Area Equipment	28	16	Radiant Panels	TRV Remote Head Adj.	No	None	Central General Extract	0	3	Negative	None	43	Not Applicable	0	200	Not Applicable	None	A	80	Presence detection	Floor 0m	See Guidance Notes	Not Applicable			
			Linen Bay	1	1.5	Circulation Areas	28	18	Radiant Panels	TRV Remote Head Adj.	No	None	None	3 Guidance	Guidance	0	G4	43	41	0	300	Not Applicable	None	A	80	Switch / Dimmer	Desk 0.75 to 0.85m	See Guidance Notes	Not Applicable				
			DSR	1	7.0	DSR	25	18	Adjacent Space Transfer Air	None	No	None	Central Dirty Extract	0	10	Negative	None	43	Not Applicable	0	100	Not Applicable	None	A	80	Switch	Bed / Trolley 1.45m	See Guidance Notes	Not Applicable				
		M3	Programmed Investigations Unit	NA	Disposal Hold	1	10.0	Disposal Hold	28	18	Adjacent Space Transfer Air	None	No	None	Central Dirty Extract	0	10	Negative	None	43	Not Applicable	0	100	Not Applicable	None	A	80	Switch	Bed / Trolley 1.45m	See Guidance Notes	Not Applicable		
					Waiting	1	18.0	Waiting Room	28	18	Radiant Panels	TRV Remote Head Adj.	Yes	Comfort Cooled Fresh Air	Central Supply and Extract	5	5	Balanced	G4	43	Not Applicable	0	300	Not Applicable	None	A	80	Switch	Floor 0m	See Guidance Notes	Not Applicable		
				Occupational Therapy	Reception	1	8.0	Waiting Room	28	18	Radiant Panels	TRV Remote Head Adj.	Yes	Comfort Cooled Fresh Air	Central Supply Air	3	0	Positive	G4	43	Not Applicable	0	300	Not Applicable	None	A	80	Switch	Desk 0.75 to 0.85m	See Guidance Notes	Not Applicable		
					ADL Kitchen	1	22.0	Ward Kitchen	28	18	Adjacent Space Transfer Air	None	No	Ceiling Cassette - Chilled Water	Central General Extract	0	6	Negative	G4	Not Applicable	60	0	300	Not Applicable	None	A	80	Switch	General working plane 1m	See Guidance Notes	Not Applicable		
					ADL Bathroom, Shower, WC with hoists	1	13.0	Toilet	28	18	Adjacent Space Transfer Air	None	No	None	Central Dirty Extract	0	10	Negative	None	43	41	0	200	Not Applicable	None	A	80	Presence detection	Floor 0m	See Guidance Notes	Not Applicable		
					Physiotherapy	Physio Treatment Room	1	15.0	Physiotherapy Studio	28	18	Radiant Panels	TRV Remote Head Adj.	Yes	Comfort Cooled Fresh Air	Central Supply and Extract	5	6	Negative	G4	43	41	0	300	Not Applicable	None	A	80	Switch / Dimmer	Floor 0m	See Guidance Notes	1	
						Multi-Purpose Rehabilitation Room	1	80.0	Physiotherapy Studio	28	18	Radiant Panels	TRV Remote Head Adj.	Yes	Comfort Cooled Fresh Air	Central Supply and Extract	5	6	Negative	G4	43	41	0	300	Not Applicable	None	A	80	Switch / Dimmer	Floor 0m	See Guidance Notes	1	
					Speech & Language Therapy	Dietetics	1	15.5	Consulting Room	28	18	Radiant Panels	TRV Remote Head Adj.	Yes	Comfort Cooled Fresh Air	Central Supply and Extract	3	3	Balanced	G4	43	41	0	300	Not Applicable	1000	A	80	Switch	Bed / Trolley 1.45m	See Guidance Notes	1	
						Distraction Free Treatment Room	Store: General/Equipment	2	15.0	Treatment Room	28	18	Radiant Panels	TRV Remote Head Adj.	Yes	Comfort Cooled Fresh Air	Central Supply Air	10	0	Positive	F7	43	41	0	500	Not Applicable	1000	A	80	Switch	Bed / Trolley 1.45m	See Guidance Notes	1
							Changing Cubicles	4	4.0	Storage Area Equipment	28	16	Radiant Panels	TRV Remote Head Adj.	No	None	Central General Extract	0	3	Negative	None	43	Not Applicable	0	200	Not Applicable	None	A	80	Presence detection	Floor 0m	See Guidance Notes	Not Applicable
		Staff Office	1	65.6			Cellular / Ward Offices	28	18	Radiant Panels	TRV Remote Head Adj.	Yes	Comfort Cooled Fresh Air	Central Supply and Extract	5	4	Positive	G4	43	41	0	100	Not Applicable	None	A	80	Presence detection	Floor 0m	See Guidance Notes	Not Applicable			
		Interview Room	2	9.0			Cellular / Ward Offices	28	18	Radiant Panels	TRV Remote Head Adj.	Yes	Comfort Cooled Fresh Air	Central Supply and Extract	4	3	Positive	G4	43	Not Applicable	0	300	Not Applicable	None	A	80	Switch	Desk 0.75 to 0.85m	See Guidance Notes	Not Applicable			
		Patient Toilet	2	4.5			Meeting Room	25	18	Radiant Panels	TRV Remote Head Adj.	Yes	Ceiling Cassette - Chilled Water	Central Supply and Extract	4	4	Balanced	G4	43	Not Applicable	0	200	Not Applicable	None	A	80	Switch	Desk 0.75 to 0.85m	See Guidance Notes	Not Applicable			
M4	DCN Neurophysiology	NA	Staff Toilet	2	3.0	Toilet	28	18	Adjacent Space Transfer Air	None	No	None	Central Dirty Extract	0	10	Negative	None	43	41	0	200	Not Applicable	None	A	80	Presence detection	Floor 0m	See Guidance Notes	Not Applicable				
			Waiting area: 4 & 2 wheelchairs	1	17.0	Waiting Room	28	18	Radiant Panels	TRV Remote Head Adj.	Yes	Comfort Cooled Fresh Air	Central Supply and Extract	5	5	Balanced	G4	43	Not Applicable	0	300	Not Applicable	None	A	80	Switch	Floor 0m	See Guidance Notes	Not Applicable				
			WC - wheelchair accessible (DCN)	1	4.5	Treatment Room	28	18	Radiant Panels	TRV Remote Head Adj.	Yes	Comfort Cooled Fresh Air	Central Supply Air	10	0	Positive	F7	43	41	0	500	Not Applicable	1000	A	80	Switch	Bed / Trolley 1.45m	See Guidance Notes	1				
			EEG Recording Room	3	16.0	Treatment Room	28	18	Radiant Panels	TRV Remote Head Adj.	Yes	Comfort Cooled Fresh Air	Central Supply Air	10	0	Positive	F7	43	41	0	500	Not Applicable	1000	A	80	Switch	Bed / Trolley 1.45m	See Guidance Notes	1				
			EMG/Nerve Conduction Room	3	16.0	Treatment Room	28	18	Radiant Panels	TRV Remote Head Adj.	Yes	Comfort Cooled Fresh Air	Central Supply Air	10	0	Positive																	

Dept Code	Dept Name	Department Sub Group	Room Name	Qty	Area (m2)	Temperature		Heating		Cooling Present	Cooling Type		Ventilation			Safety temperatures		Safety Notes		Lighting				Notes	Medical Location Group					
						Design Maximum deg C	Design Minimum deg C	Type	Control		Type	Type	Supply ach/r	Extract ach/r	Relative Pressure	Min Filtration	Surface deg C	Water deg C	Normal lux	Night lux	Local lux	Standby Grade	Colour Rendering			Control	Plane			
P1	Operating Theatres & RHSC Surgical Day Case Unit	RHSC Staff Entrance	Staff Reception / Office / Control Base	1	20.0			Radiant Panels	TRV Remote Head Adj.	Yes	Comfort Cooled Fresh Air	Central Supply Air	3	0	Positive	G4	43	Not Applicable	0	300	Not Applicable	None	A	80	Switch	Desk 0.75 to 0.85m	See Guidance Notes	Not Applicable		
			Reception	1	8.0			Radiant Panels	TRV Remote Head Adj.	Yes	Comfort Cooled Fresh Air	Central Supply Air	3	0	Positive	G4	43	Not Applicable	0	300	Not Applicable	None	A	80	Switch	Desk 0.75 to 0.85m	See Guidance Notes	Not Applicable		
			General Office	1	14.5			Cellular / Ward Offices		Radiant Panels	TRV Remote Head Adj.	Yes	Comfort Cooled Fresh Air	Central Supply and Extract	4	3	Positive	G4	43	Not Applicable	0	300	Not Applicable	None	A	80	Switch	Desk 0.75 to 0.85m	See Guidance Notes	Not Applicable
		RHSC Day Case Entrance and Reception	Main Waiting/Play Area	1	50.0			Waiting Room		Radiant Panels	TRV Remote Head Adj.	Yes	Comfort Cooled Fresh Air	Central Supply and Extract	5	5	Balanced	G4	43	Not Applicable	0	300	Not Applicable	None	A	80	Switch	Floor 0m	See Guidance Notes	Not Applicable
			WC - Wheelchair accessible	3	4.5			Toilet		Adjacent Space Transfer Air	None	No	None	Central Dirty Extract	0	10	Negative	None	43	41	0	200	Not Applicable	None	A	80	Presence detection	Floor 0m	See Guidance Notes	Not Applicable
			Single Rooms ensuite	3	14.5			Bathroom		Adjacent Space Transfer Air	None	No	None	Central Dirty Extract	0	10	Negative	None	43	41	0	200	200	None	A	80	Presence detection	Floor 0m	See Guidance Notes	Not Applicable
			En Suite WC / WHB	3	4.5			Toilet		Adjacent Space Transfer Air	None	No	None	Central Dirty Extract	0	10	Negative	None	43	41	0	200	Not Applicable	None	A	80	Presence detection	Floor 0m	See Guidance Notes	Not Applicable
			Changing Cubicles	3	4.0			Changing Facilities		Radiant Panels	TRV Remote Head Adj.	Yes	Comfort Cooled Fresh Air	Central Supply and Extract	5	4	Positive	G4	43	41	0	100	Not Applicable	None	A	80	Presence detection	Floor 0m	See Guidance Notes	Not Applicable
			Locker Bay	1	13.0			Changing Facilities		Radiant Panels	TRV Remote Head Adj.	Yes	Comfort Cooled Fresh Air	Central Supply and Extract	5	4	Positive	G4	43	41	0	100	Not Applicable	None	A	80	Presence detection	Floor 0m	See Guidance Notes	Not Applicable
			WC - Staff	1	3.0			Toilet		Adjacent Space Transfer Air	None	No	None	Central Dirty Extract	0	10	Negative	None	43	41	0	200	Not Applicable	None	A	80	Presence detection	Floor 0m	See Guidance Notes	Not Applicable
			Interview Rooms	2	12.0			Meeting Room		Radiant Panels	TRV Remote Head Adj.	Yes	Ceiling Cassette - Chilled Water	Central Supply and Extract	4	4	Balanced	G4	43	Not Applicable	0	300	Not Applicable	None	A	80	Switch	Desk 0.75 to 0.85m	See Guidance Notes	Not Applicable
			Consult/Examination	2	15.5			Consulting Room		Radiant Panels	TRV Remote Head Adj.	Yes	Comfort Cooled Fresh Air	Central Supply and Extract	3	3	Balanced	G4	43	41	0	300	Not Applicable	1000	A	80	Switch	Bed / Trolley 1.45m	See Guidance Notes	1
			Physical Measurement Bay	1	3.5			Consulting Room		Radiant Panels	TRV Remote Head Adj.	Yes	Comfort Cooled Fresh Air	Central Supply and Extract	3	3	Balanced	G4	43	41	0	300	Not Applicable	1000	A	80	Switch	Bed / Trolley 1.45m	See Guidance Notes	1
		DCN Entrance, Reception & Waiting Facilities with Admissions Suite	Reception, administration office & communication base; 4 staff	1	24.0			Reception		Radiant Panels	TRV Remote Head Adj.	Yes	Comfort Cooled Fresh Air	Central Supply Air	3	0	Positive	G4	43	Not Applicable	0	300	Not Applicable	None	A	80	Switch	Desk 0.75 to 0.85m	See Guidance Notes	Not Applicable
			Duty room: 2 porters	1	5.0			Cellular / Ward Offices		Radiant Panels	TRV Remote Head Adj.	Yes	Comfort Cooled Fresh Air	Central Supply and Extract	4	3	Positive	G4	43	Not Applicable	0	300	Not Applicable	None	A	80	Switch	Desk 0.75 to 0.85m	See Guidance Notes	Not Applicable
			Admissions Lounge	1	40.0			Common room/staff room/lounge		Radiant Panels	TRV Remote Head Adj.	Yes	Comfort Cooled Fresh Air	Central Supply and Extract	6	8	Negative	G4	43	41	0	300	Not Applicable	None	A	80	Switch	Floor 0m	See Guidance Notes	Not Applicable
			Inpatient Holding Bays (Bed)	2	8.0			Recovery Bay / Recovery Room		Radiant Panels	TRV Remote Head Adj.	Yes	Comfort Cooled Fresh Air	Central Supply and Extract	4	0	Positive	G4	43	41	0	500	Not Applicable	1000	A	80	Switch / Dimmer	Bed / Trolley 1.45m	See Guidance Notes	1
			Inpatient Holding Bays (Chair)	2	4.0			Recovery Bay / Recovery Room		Radiant Panels	TRV Remote Head Adj.	Yes	Comfort Cooled Fresh Air	Central Supply and Extract	4	0	Positive	G4	43	41	0	500	Not Applicable	1000	A	80	Switch / Dimmer	Bed / Trolley 1.45m	See Guidance Notes	1
			WC & handwash: accessible, wheelchair assisted	1	4.5			Toilet		Adjacent Space Transfer Air	None	No	None	Central Dirty Extract	0	10	Negative	None	43	41	0	200	Not Applicable	None	A	80	Presence detection	Floor 0m	See Guidance Notes	Not Applicable
			Consulting, examination & changing room	3	15.5			Consulting Room		Radiant Panels	TRV Remote Head Adj.	Yes	Comfort Cooled Fresh Air	Central Supply and Extract	3	3	Balanced	G4	43	41	0	300	Not Applicable	1000	A	80	Switch	Bed / Trolley 1.45m	See Guidance Notes	1
			Interview, counselling & quiet room: 5 persons	1	9.0			Meeting Room		Radiant Panels	TRV Remote Head Adj.	Yes	Ceiling Cassette - Chilled Water	Central Supply and Extract	4	4	Balanced	G4	43	Not Applicable	0	300	Not Applicable	None	A	80	Switch	Desk 0.75 to 0.85m	See Guidance Notes	Not Applicable
			WC & handwash: accessible, wheelchair assisted	1	4.5			Toilet		Adjacent Space Transfer Air	None	No	None	Central Dirty Extract	0	10	Negative	None	43	41	0	200	Not Applicable	None	A	80	Presence detection	Floor 0m	See Guidance Notes	Not Applicable
			RHSC Pre Theatre Admissions Suite	Immediate Pre Theatre Wait	1	50.0			Waiting Room		Radiant Panels	TRV Remote Head Adj.	Yes	Comfort Cooled Fresh Air	Central Supply and Extract	5	5	Balanced	G4	43	Not Applicable	0	300	Not Applicable	None	A	80	Switch	Floor 0m	See Guidance Notes
		WC - Wheelchair accessible		2	4.5			Toilet		Adjacent Space Transfer Air	None	No	None	Central Dirty Extract	0	10	Negative	None	43	41	0	200	Not Applicable	None	A	80	Presence detection	Floor 0m	See Guidance Notes	Not Applicable
		Operating Theatre Suite	Anaesthetic Room	8	19.0			Operating Theatre Suite		Warm Air - Reheat Battery	BMS Adjustable Sensor	Yes	Comfort Cooled Fresh Air	In line with SHTM 03-01 with SHTM with SHTM	0	F7	43	Not Applicable	0	500	Not Applicable	10,000 - 100,000	A	80	Switch	Floor 0m	See Guidance Notes	2		
			Anaesthetic room: emergency operations	1	29.0			Operating Theatre Suite		Warm Air - Reheat Battery	BMS Adjustable Sensor	Yes	Comfort Cooled Fresh Air	In line with SHTM 03-01 with SHTM with SHTM	0	F7	43	Not Applicable	0	500	Not Applicable	10,000 - 100,000	A	80	Switch	Floor 0m	See Guidance Notes	2		
			Operating Theatre	9	55.0			Operating Theatre Suite		Warm Air - Reheat Battery	BMS Adjustable Sensor	Yes	Comfort Cooled Fresh Air	In line with SHTM 03-01 with SHTM with SHTM	0	F7	43	Not Applicable	0	500	Not Applicable	10,000 - 100,000	A	80	Switch	Floor 0m	See Guidance Notes	2		
			Minor Procedures Room	1	19.0			Operating Theatre Suite		Warm Air - Reheat Battery	BMS Adjustable Sensor	Yes	Comfort Cooled Fresh Air	In line with SHTM 03-01 with SHTM with SHTM	0	F7	43	Not Applicable	0	500	Not Applicable	10,000 - 100,000	A	80	Switch	Floor 0m	See Guidance Notes	2		
			Scrub-up (single)	9	11.0			Operating Theatre Suite		Warm Air - Reheat Battery	BMS Adjustable Sensor	Yes	Comfort Cooled Fresh Air	In line with SHTM 03-01 with SHTM with SHTM	0	F7	43	Not Applicable	0	500	Not Applicable	10,000 - 100,000	A	80	Switch	Floor 0m	See Guidance Notes	2		
			Preparation Room	9	12.0			Operating Theatre Suite		Warm Air - Reheat Battery	BMS Adjustable Sensor	Yes	Comfort Cooled Fresh Air	In line with SHTM 03-01 with SHTM with SHTM	0	F7	43	Not Applicable	0	500	Not Applicable	10,000 - 100,000	A	80	Switch	Floor 0m	See Guidance Notes	2		
			Utility Room	5	14.0			Operating Theatre Suite		Warm Air - Reheat Battery	BMS Adjustable Sensor	Yes	Comfort Cooled Fresh Air	In line with SHTM 03-01 with SHTM with SHTM	0	F7	43	Not Applicable	0	500	Not Applicable	10,000 - 100,000	A	80	Switch	Floor 0m	See Guidance Notes	2		
			Exit Bay	9	6.0			Operating Theatre Suite		Warm Air - Reheat Battery	BMS Adjustable Sensor	Yes	Comfort Cooled Fresh Air	In line with SHTM 03-01 with SHTM with SHTM	0	F7	43	Not Applicable	0	500	Not Applicable	10,000 - 100,000	A	80	Switch	Floor 0m	See Guidance Notes	2		
			Burns Bathroom	1	20.0			Operating Theatre Suite		Warm Air - Reheat Battery	BMS Adjustable Sensor	Yes	Comfort Cooled Fresh Air	In line with SHTM 03-01 with SHTM with SHTM	0	F7	43	Not Applicable	0	500	Not Applicable	10,000 - 100,000	A	80	Switch	General working plane 1m	See Guidance Notes	2		
			Intra Operative MRI	MRI room	1	45.0			Diagnostic room		Warm Air - Reheat Battery	BMS Adjustable Sensor	Yes	Comfort Cooled Fresh Air	Central Supply and Extract	8	8	Balanced	F7	43	41	0	300	Not Applicable	1000	A	80	Switch / Dimmer	General working plane 1m	See Guidance Notes
		Control Room - MRI		1	16.0			Cellular / Ward Offices		Radiant Panels	TRV Remote Head Adj.	Yes	Comfort Cooled Fresh Air	Central Supply and Extract	4	3	Positive	G4	43	Not Applicable	0	300	Not Applicable	None	A	80	Switch	Desk 0.75 to 0.85m	See Guidance Notes	Not Applicable
		Equipment Room - MRI		1	16.0			Storage Area Equipment		Radiant Panels	TRV Remote Head Adj.	No	None	Central General Extract	0	3	Negative	None	43	Not Applicable	0	200	Not Applicable	None	A	80	Presence detection	Floor 0m	See Guidance Notes	Not Applicable
		Trolley Bay		2	4.0			Circulation Equipment Storage Bays		Adjacent Space Transfer Air	None	No	None	Central General Extract	0	3	Negative	None	43	Not Applicable	0	200	Not Applicable	None	A	80	Presence detection	Floor 0m	See Guidance Notes	Not Applicable
		Changing Cubicle		2	4.0			Changing Facilities		Radiant Panels	TRV Remote Head Adj.	Yes	Comfort Cooled Fresh Air	Central Supply and Extract	5	4	Positive	G4	43	41	0	100	Not Applicable	None	A	80	Presence detection	Floor 0m	See Guidance Notes	Not Applicable
		WC Accessible		1	4.5			Toilet		Adjacent Space Transfer Air	None	No	None	Central Dirty Extract	0	10	Negative	None	43	41	0	200	Not Applicable	None	A	80	Presence detection	Floor 0m	See Guidance Notes	Not Applicable
		Digital Angiography	Anaesthetic Room	1	19.0			Operating Theatre Suite		Warm Air - Reheat Battery	BMS Adjustable Sensor	Yes	Comfort Cooled Fresh Air	In line with SHTM 03-01 with SHTM with SHTM	0	F7	43	Not Applicable	0	500	Not Applicable	10,000 - 100,000	A	80	Switch	Floor 0m	See Guidance Notes	2		
			Angiography Procedures Room	1	55.0			Operating Theatre Suite		Warm Air - Reheat Battery	BMS Adjustable Sensor	Yes	Comfort Cooled Fresh Air	In line with SHTM 03-01 with SHTM with SHTM	0	F7	43	Not Applicable	0	500	Not Applicable	10,000 - 100,000	A	80	Switch	Floor 0m	See Guidance Notes	2		
			Angiography Procedures Control Room	1	16.0			Operating Theatre Suite		Warm Air - Reheat Battery	BMS Adjustable Sensor	Yes	Comfort Cooled Fresh Air	In line with SHTM 03-01 with SHTM with SHTM	0	F7	43	Not Applicable	0	500	Not Applicable	10,000 - 100,000	A	80	Switch	Floor 0m	See Guidance Notes	2		
			Angiography Procedures Machine Room	1	16.0			Operating Theatre Suite		Warm Air - Reheat Battery	BMS Adjustable Sensor	Yes	Comfort Cooled Fresh Air	In line with SHTM 03-01 with SHTM with SHTM	0	F7	43	Not Applicable	0	500	Not Applicable	10,000 - 100,000	A	80	Switch	Floor 0m	See Guidance Notes	2		
			Preparation Room	1	12.0			Operating Theatre Suite		Warm Air - Reheat Battery	BMS Adjustable Sensor	Yes	Comfort Cooled Fresh Air	In line with SHTM 03-01 with SHTM with SHTM	0	F7	43	Not Applicable	0	500	Not Applicable	10,000 - 100,000	A	80	Switch	Floor 0m	See Guidance Notes	2		
			Exit Bay	1	6.0			Operating Theatre Suite		Warm Air - Reheat Battery	BMS Adjustable Sensor	Yes	Comfort Cooled Fresh Air	In line with SHTM 03-01 with SHTM with SHTM	0	F7	43	Not Applicable	0	500	Not Applicable	10,000 - 100,000	A	80	Switch	Floor 0m	See Guidance Notes	2		
			Sterile Supplies Store	1	12.0			Clean Utility		Radiant Panels	TRV Remote Head Adj.	Yes	Comfort Cooled Fresh Air	Central Supply Air	6	0	Positive	G4	43	41	0	150	Not Applicable	None	A	80	Presence detection	General working plane 1m	See Guidance Notes	Not Applicable
			WC - Wheelchair accessible	1	4.5			Toilet		Adjacent Space Transfer Air	None	No	None	Central Dirty Extract	0	10	Negative	None	43	41	0	200	Not Applicable	None	A	80	Presence detection	Floor 0m	See Guidance Notes	Not Applicable
			X-Ray/Ultrasound Bay	1	4.0			Circulation Equipment Storage Bays		Adjacent Space Transfer Air	None	No	None	Central General Extract	0	3	Negative	None	43	Not Applicable	0	200	Not Applicable	None	A	80	Presence detection	Floor 0m	See Guidance Notes	Not Applicable
			Image Intensifier Bay	3	4.0			Circulation Equipment Storage Bays		Adjacent Space Transfer Air	None	No	None	Central General Extract	0	3	Negative	None	43	Not Applicable	0	200	Not Applicable	None	A	80	Presence detection	Floor 0m	See Guidance Notes	Not Applicable
			Satellite Pharmacy Store	1	6.0			Clean Utility		Radiant Panels	TRV Remote Head Adj.	Yes	Comfort Cooled Fresh Air	Central Supply Air	6	0	Positive	G4	43</											

Dept Code	Dept Name	Department Sub Group	Room Name	Qty	Area (m2)	Room Function	Temperature		Heating		Cooling Present	Cooling Type	Ventilation				Safety temperatures		Safety Notes	Lighting					Notes	Medical Location Group			
							Design Maximum deg C	Design Minimum deg C	Type	Control			Type	Supply ac/hr	Extract ac/hr	Relative Pressure	Min Filtration	Surface deg C		Water deg C	Normal lux	Night lux	Local lux	Standby Grade			Colour Rendering	Control	Plane
		DCN Recovery Unit or Post Anaesthetic Care Unit (PACU) Facilities	Recovery bay: post anaesthetic, 1 place	6	13.5	Recovery Bay / Recovery Room	28	20	Radiant Panels	TRV Remote Head Adj.	Yes	Comfort Cooled Fresh Air	Central Supply and Extract	4	0	Positive	G4	43	41	0	500	Not Applicable	1000	A	80	Switch / Dimmer	Bed / Trolley 1.45m	See Guidance Notes	1
			Recovery room: post anaesthetic, 1 place	2	26.0	Recovery Bay / Recovery Room	28	20	Radiant Panels	TRV Remote Head Adj.	Yes	Comfort Cooled Fresh Air	Central Supply and Extract	4	0	Positive	G4	43	41	0	500	Not Applicable	1000	A	80	Switch / Dimmer	Bed / Trolley 1.45m	See Guidance Notes	1
			Staff & communication base, enclosed: 3 staff	1	12.0	Cellular / Ward Offices	28	18	Radiant Panels	TRV Remote Head Adj.	Yes	Comfort Cooled Fresh Air	Central Supply and Extract	4	3	Positive	G4	43	Not Applicable	0	300	Not Applicable	None	A	80	Switch	Desk 0.75 to 0.85m	See Guidance Notes	Not Applicable
			Clean Utility	1	12.0	Clean Utility	28	18	Radiant Panels	TRV Remote Head Adj.	Yes	Comfort Cooled Fresh Air	Central Supply Air	6	0	Positive	G4	43	41	0	150	Not Applicable	None	A	80	Presence detection	General working plane 1m	See Guidance Notes	Not Applicable
			Dirty Utility: bedpan disposal & urine test	1	14.0	Dirty utility	28	18	Adjacent Space Transfer Air	None	No	None	Central Dirty Extract	0	6	Negative	None	43	60	0	200	Not Applicable	None	A	80	Presence detection	Floor 0m	See Guidance Notes	Not Applicable
		Staff Facilities	Staff Room	1	60.0	Common room/staff room/lounge	28	18	Radiant Panels	TRV Remote Head Adj.	Yes	Comfort Cooled Fresh Air	Central Supply and Extract	6	8	Negative	G4	43	41	0	300	Not Applicable	None	A	80	Switch	Floor 0m	See Guidance Notes	Not Applicable
			Dictation/ 1:1/Phone Booth	4	4.2	Circulation Phone Booth	28	18	Radiant Panels	TRV Remote Head Adj.	No	None	Central Supply and Extract	0	0	Balanced	G4	43	41	0	200	Not Applicable	None	A	80	Switch / Dimmer	Desk 0.75 to 0.85m	See Guidance Notes	Not Applicable
			Office - Senior Nurse Theatres	1	9.0	Cellular / Ward Offices	28	18	Radiant Panels	TRV Remote Head Adj.	Yes	Comfort Cooled Fresh Air	Central Supply and Extract	4	3	Positive	G4	43	Not Applicable	0	300	Not Applicable	None	A	80	Switch	Desk 0.75 to 0.85m	See Guidance Notes	Not Applicable
			Office - Staff	1	20.5	Cellular / Ward Offices	28	18	Radiant Panels	TRV Remote Head Adj.	Yes	Comfort Cooled Fresh Air	Central Supply and Extract	4	3	Positive	G4	43	Not Applicable	0	300	Not Applicable	None	A	80	Switch	Desk 0.75 to 0.85m	See Guidance Notes	Not Applicable
			Charge Nurse Office	1	9.0	Cellular / Ward Offices	28	18	Radiant Panels	TRV Remote Head Adj.	Yes	Comfort Cooled Fresh Air	Central Supply and Extract	4	3	Positive	G4	43	Not Applicable	0	300	Not Applicable	None	A	80	Switch	Desk 0.75 to 0.85m	See Guidance Notes	Not Applicable
			WC-Staff	1	3.0	Toilet	28	18	Adjacent Space Transfer Air	None	No	None	Central Dirty Extract	0	10	Negative	None	43	41	0	200	Not Applicable	None	A	80	Presence detection	Floor 0m	See Guidance Notes	Not Applicable
			Male Staff Changing and Lockers	1	60.0	Changing Facilities	28	18	Radiant Panels	TRV Remote Head Adj.	Yes	Comfort Cooled Fresh Air	Central Supply and Extract	5	4	Positive	G4	43	41	0	100	Not Applicable	None	A	80	Presence detection	Floor 0m	See Guidance Notes	Not Applicable
			Female Staff Changing and Lockers	1	70.0	Changing Facilities	28	18	Radiant Panels	TRV Remote Head Adj.	Yes	Comfort Cooled Fresh Air	Central Supply and Extract	5	4	Positive	G4	43	41	0	100	Not Applicable	None	A	80	Presence detection	Floor 0m	See Guidance Notes	Not Applicable
			Footwear Machine Washing Area	1	4.0	Dirty utility	28	18	Adjacent Space Transfer Air	None	No	None	Central Dirty Extract	0	6	Negative	None	43	60	0	200	Not Applicable	None	A	80	Presence detection	Floor 0m	See Guidance Notes	Not Applicable

- Notes
- a) Linen Bay recess to be treated as part of room.
 - b) Mobile Equipment Bay Recess to be treated as part of room
 - c) Resusc. Trolley Area Recess to be treated as part of room
 - d) Consult Exam Room - note 10ac/hr not allowed for unless room title listed as Treatment Room.
 - e) Reception & Waiting Combined
 - f) Internal Temperatures should not exceed 28 deg C (db) for more than 50hrs per year
 - g) Offices assumed to have openable windows without 100mm restrictors for natural ventilation .
 - h) Staff Rest assumed to have openable windows without 100mm restrictors for natural ventilation and occupancy factor of 0.8.

Dept Code	Dept Name	Department Sub Group	Room Name	Qty	Area (m2)	Temperature		Heating		Cooling Present	Cooling Type		Ventilation				Safety Temperatures		Safety Notes	Lighting					Notes	Medical Location Group				
						Design Maximum deg C	Design Minimum deg C	Type	Control		Type	Supply ach/r	Extract ach/r	Relative Pressure	Min Filtration	Surface deg C	Water deg C	Normal lux		Night lux	Local lux	Standby	Colour Rendering	Control			Plane			
Q1	Radiology	RHSC Main Department	General X-Ray Room	2	33.0	Diagnostic room	25	18	Warm Air - Reheat Battery	BMS Adjustable Sensor	Yes	Comfort Cooled Fresh Air	Central Supply and Extract	8	8	Balanced	F7	43	41	0	300	Not Applicable	1000	A	80	Switch / Dimmer	General working plane 1m	See Guidance Notes	1	
			Changing Cubicles	5	4.0	Changing Facilities	28	18	Radiant Panels	TRV Remote Head Adj.	Yes	Comfort Cooled Fresh Air	Central Supply and Extract	5	4	Positive	G4	43	41	0	100	Not Applicable	None	A	80	Presence detection	Floor 0m	See Guidance Notes	Not Applicable	
			Screening Room (fluoroscopy)	1	39.0	Diagnostic room	25	18	Warm Air - Reheat Battery	BMS Adjustable Sensor	Yes	Comfort Cooled Fresh Air	Central Supply and Extract	8	8	Balanced	F7	43	41	0	300	Not Applicable	1000	A	80	Switch / Dimmer	General working plane 1m	See Guidance Notes	Not Applicable	
			Preparation Room	1	10.0	Clean Utility	28	18	Radiant Panels	TRV Remote Head Adj.	Yes	Comfort Cooled Fresh Air	Central Supply and Extract	6	0	Positive	G4	43	41	0	150	Not Applicable	None	A	80	Presence detection	General working plane 1m	See Guidance Notes	Not Applicable	
			Ultrasound Room	2	16.0	Diagnostic room	25	18	Warm Air - Reheat Battery	BMS Adjustable Sensor	Yes	Comfort Cooled Fresh Air	Central Supply and Extract	8	8	Balanced	F7	43	41	0	300	Not Applicable	1000	A	80	Switch / Dimmer	General working plane 1m	See Guidance Notes	1	
			Dental Room	1	20.0	Consulting Room	28	18	Radiant Panels	TRV Remote Head Adj.	Yes	Comfort Cooled Fresh Air	Central Supply and Extract	3	3	Balanced	G4	43	41	0	300	Not Applicable	1000	A	80	Switch	Bed / Trolley 1.45m	See Guidance Notes	1	
			Main Reporting	1	25.0	Cellular / Ward Offices	28	18	Radiant Panels	TRV Remote Head Adj.	Yes	Comfort Cooled Fresh Air	Central Supply and Extract	4	3	Positive	G4	43	41	0	300	Not Applicable	None	A	80	Switch	Desk 0.75 to 0.85m	See Guidance Notes	Not Applicable	
			Acute Reporting	1	10.0	Cellular / Ward Offices	28	18	Radiant Panels	TRV Remote Head Adj.	Yes	Comfort Cooled Fresh Air	Central Supply and Extract	4	3	Positive	G4	43	41	0	300	Not Applicable	None	A	80	Switch	Desk 0.75 to 0.85m	See Guidance Notes	Not Applicable	
			MRI Reporting	1	10.0	Cellular / Ward Offices	28	18	Radiant Panels	TRV Remote Head Adj.	Yes	Comfort Cooled Fresh Air	Central Supply and Extract	4	3	Positive	G4	43	41	0	300	Not Applicable	None	A	80	Switch	Desk 0.75 to 0.85m	See Guidance Notes	Not Applicable	
			Processing Area	1	30.0	Diagnostic room	25	18	Warm Air - Reheat Battery	BMS Adjustable Sensor	Yes	Comfort Cooled Fresh Air	Central Supply and Extract	8	8	Balanced	F7	43	41	0	300	Not Applicable	1000	A	80	Switch / Dimmer	General working plane 1m	See Guidance Notes	1	
			Gamma Camera	2	40.0	Diagnostic room	25	18	Warm Air - Reheat Battery	BMS Adjustable Sensor	Yes	Comfort Cooled Fresh Air	Central Supply and Extract	8	8	Balanced	F7	43	41	0	300	Not Applicable	1000	A	80	Switch / Dimmer	General working plane 1m	See Guidance Notes	1	
			Gamma Camera Control Area	1	17.0	Consulting Room	28	18	Radiant Panels	TRV Remote Head Adj.	Yes	Comfort Cooled Fresh Air	Central Supply and Extract	3	3	Balanced	G4	43	41	0	300	Not Applicable	1000	A	80	Switch	Bed / Trolley 1.45m	See Guidance Notes	1	
			Radioactive Waste Store	1	2.0	Storage Area Equipment	28	16	Radiant Panels	TRV Remote Head Adj.	No	None	Central General Extract	0	3	Negative	None	43	41	0	200	Not Applicable	None	A	80	Presence detection	Floor 0m	See Guidance Notes	Not Applicable	
			Hot Toilet	2	4.5	Toilet	28	18	Adjacent Space Transfer Air	None	No	None	Central Dirty Extract	0	10	Negative	None	43	41	0	200	Not Applicable	None	A	80	Presence detection	Floor 0m	See Guidance Notes	Not Applicable	
			Injection Room	2	8.0	Consulting Room	28	18	Radiant Panels	TRV Remote Head Adj.	Yes	Comfort Cooled Fresh Air	Central Supply and Extract	3	3	Balanced	G4	43	41	0	300	Not Applicable	1000	A	80	Switch	Bed / Trolley 1.45m	See Guidance Notes	1	
			Preparation Room	1	14.0	Consulting Room	28	18	Radiant Panels	TRV Remote Head Adj.	Yes	Comfort Cooled Fresh Air	Central Supply and Extract	3	3	Balanced	G4	43	41	0	300	Not Applicable	1000	A	80	Switch	Bed / Trolley 1.45m	See Guidance Notes	1	
			Hot Waiting Area	2	10.0	Waiting Room	28	18	Radiant Panels	TRV Remote Head Adj.	Yes	Comfort Cooled Fresh Air	Central Supply and Extract	5	5	Balanced	G4	43	41	0	300	Not Applicable	None	A	80	Switch	Floor 0m	See Guidance Notes	Not Applicable	
			Cold Waiting Area	2	10.0	Waiting Room	28	18	Radiant Panels	TRV Remote Head Adj.	Yes	Comfort Cooled Fresh Air	Central Supply and Extract	5	5	Balanced	G4	43	41	0	300	Not Applicable	None	A	80	Switch	Floor 0m	See Guidance Notes	Not Applicable	
			Stress Room (myocardial work)	2	14.0	Consulting Room	28	18	Radiant Panels	TRV Remote Head Adj.	Yes	Comfort Cooled Fresh Air	Central Supply and Extract	3	3	Balanced	G4	43	41	0	300	Not Applicable	1000	A	80	Switch	Bed / Trolley 1.45m	See Guidance Notes	1	
			Changing Cubicles	2	4.0	Changing Facilities	28	18	Radiant Panels	TRV Remote Head Adj.	Yes	Comfort Cooled Fresh Air	Central Supply and Extract	5	4	Positive	G4	43	41	0	100	Not Applicable	None	A	80	Presence detection	Floor 0m	See Guidance Notes	Not Applicable	
			Counting Laboratory	1	14.0	Laboratory	28	18	Radiant Panels	TRV Remote Head Adj.	Yes	Comfort Cooled Fresh Air	Central Supply and Extract	6	6	Balanced	F7	43	60	0	500	Not Applicable	None	A	80	Switch	Desk 0.75 to 0.85m	See Guidance Notes	Not Applicable	
			Beverage Bay	1	3.0	Tea Making	28	18	Adjacent Space Transfer Air	None	No	None	Central General Extract	0	5	Negative	None	43	41	0	100	Not Applicable	None	A	80	Presence detection	Floor 0m	See Guidance Notes	Not Applicable	
			Admin Office	1	10.0	Cellular / Ward Offices	28	18	Radiant Panels	TRV Remote Head Adj.	Yes	Comfort Cooled Fresh Air	Central Supply and Extract	4	3	Positive	G4	43	41	0	300	Not Applicable	None	A	80	Switch	Desk 0.75 to 0.85m	See Guidance Notes	Not Applicable	
			Cold Toilet	1	4.5	Toilet	28	18	Adjacent Space Transfer Air	None	No	None	Central Dirty Extract	0	10	Negative	None	43	41	0	200	Not Applicable	None	A	80	Presence detection	Floor 0m	See Guidance Notes	Not Applicable	
			Recovery Area	1	15.0	Bedroom	28	20	Radiant Panels	TRV Remote Head Adj.	Yes	Comfort Cooled Fresh Air	Central Dirty Air	4	0	Positive	G4	43	41	0	100	5	300	A	80	Switch / Dimmer	Bed / Trolley 1.45m	See Guidance Notes	1	
			Gamma Camera Reporting	1	10.0	Cellular / Ward Offices	28	18	Radiant Panels	TRV Remote Head Adj.	Yes	Comfort Cooled Fresh Air	Central Supply and Extract	4	3	Positive	G4	43	41	0	300	Not Applicable	None	A	80	Switch	Desk 0.75 to 0.85m	See Guidance Notes	Not Applicable	
			Medical Physics Office	1	10.0	Cellular / Ward Offices	28	18	Radiant Panels	TRV Remote Head Adj.	Yes	Comfort Cooled Fresh Air	Central Supply and Extract	4	3	Positive	G4	43	41	0	300	Not Applicable	None	A	80	Switch	Desk 0.75 to 0.85m	See Guidance Notes	Not Applicable	
			Emergency Shower	1	2.5	Bathroom	28	18	Adjacent Space Transfer Air	None	No	None	Central Dirty Extract	0	10	Negative	None	43	41	0	200	200	None	A	80	Presence detection	Floor 0m	See Guidance Notes	Not Applicable	
			Reception Area	1	8.0	Reception	28	18	Radiant Panels	TRV Remote Head Adj.	Yes	Comfort Cooled Fresh Air	Central Dirty Air	3	0	Positive	G4	43	41	0	300	Not Applicable	None	A	80	Switch	Desk 0.75 to 0.85m	See Guidance Notes	Not Applicable	
			Admin Office	1	20.0	Cellular / Ward Offices	28	18	Radiant Panels	TRV Remote Head Adj.	Yes	Comfort Cooled Fresh Air	Central Supply and Extract	4	3	Positive	G4	43	41	0	300	Not Applicable	None	A	80	Switch	Desk 0.75 to 0.85m	See Guidance Notes	Not Applicable	
			Waiting Area - Main Dept	1	50.0	Waiting Room	28	18	Radiant Panels	TRV Remote Head Adj.	Yes	Comfort Cooled Fresh Air	Central Supply and Extract	5	5	Balanced	G4	43	41	0	300	Not Applicable	None	A	80	Switch	Floor 0m	See Guidance Notes	Not Applicable	
			Baby/Infant Feeding Room	1	4.0	Common room/staff room/lounge	28	18	Radiant Panels	TRV Remote Head Adj.	Yes	Comfort Cooled Fresh Air	Central Supply and Extract	6	8	Negative	G4	43	41	0	300	Not Applicable	None	A	80	Switch	Floor 0m	See Guidance Notes	Not Applicable	
			Nappy Change Room with handwash	1	4.0	Toilet	28	18	Adjacent Space Transfer Air	None	No	None	Central Dirty Extract	0	10	Negative	None	43	41	0	200	Not Applicable	None	A	80	Presence detection	Floor 0m	See Guidance Notes	Not Applicable	
			WC - Wheelchair accessible	2	4.5	Toilet	28	18	Adjacent Space Transfer Air	None	No	None	Central Dirty Extract	0	10	Negative	None	43	41	0	200	Not Applicable	None	A	80	Presence detection	Floor 0m	See Guidance Notes	Not Applicable	
			Resuscitation Trolley Bay	1	1.0	Circulation Areas	28	18	Radiant Panels	TRV Remote Head Adj.	No	None	None	0	Guidance	Guidance	0	G4	43	41	0	300	Not Applicable	None	A	80	Switch / Dimmer	Desk 0.75 to 0.85m	See Guidance Notes	Not Applicable
			DCN Main Department	Reception	1	8.0	Reception	28	18	Radiant Panels	TRV Remote Head Adj.	Yes	Comfort Cooled Fresh Air	Central Supply Air	3	0	Positive	G4	43	41	0	300	Not Applicable	None	A	80	Switch	Desk 0.75 to 0.85m	See Guidance Notes	Not Applicable
				Admin Office	1	20.5	Cellular / Ward Offices	28	18	Radiant Panels	TRV Remote Head Adj.	Yes	Comfort Cooled Fresh Air	Central Supply and Extract	4	3	Positive	G4	43	41	0	300	Not Applicable	None	A	80	Switch	Desk 0.75 to 0.85m	See Guidance Notes	Not Applicable
				MRI Appointments Office	1	10.0	Cellular / Ward Offices	28	18	Radiant Panels	TRV Remote Head Adj.	Yes	Comfort Cooled Fresh Air	Central Supply and Extract	4	3	Positive	G4	43	41	0	300	Not Applicable	None	A	80	Switch	Desk 0.75 to 0.85m	See Guidance Notes	Not Applicable
		Waiting Area		1	35.0	Waiting Room	28	18	Radiant Panels	TRV Remote Head Adj.	Yes	Comfort Cooled Fresh Air	Central Supply and Extract	5	5	Balanced	G4	43	41	0	300	Not Applicable	None	A	80	Switch	Floor 0m	See Guidance Notes	Not Applicable	
		WC - Patients		1	3.0	Toilet	28	18	Adjacent Space Transfer Air	None	No	None	Central Dirty Extract	0	10	Negative	None	43	41	0	200	Not Applicable	None	A	80	Presence detection	Floor 0m	See Guidance Notes	Not Applicable	
		WC - Wheelchair accessible		1	4.5	Toilet	28	18	Adjacent Space Transfer Air	None	No	None	Central Dirty Extract	0	10	Negative	None	43	41	0	200	Not Applicable	None	A	80	Presence detection	Floor 0m	See Guidance Notes	Not Applicable	
		Acute Reporting		1	25.0	Cellular / Ward Offices	28	18	Radiant Panels	TRV Remote Head Adj.	Yes	Comfort Cooled Fresh Air	Central Supply and Extract	4	3	Positive	G4	43	41	0	300	Not Applicable	None	A	80	Switch	Desk 0.75 to 0.85m	See Guidance Notes	Not Applicable	
		Quiet Reporting		1	20.0	Cellular / Ward Offices	28	18	Radiant Panels	TRV Remote Head Adj.	Yes	Comfort Cooled Fresh Air	Central Supply and Extract	4	3	Positive	G4	43	41	0	300	Not Applicable	None	A	80	Switch	Desk 0.75 to 0.85m	See Guidance Notes	Not Applicable	
		Teleradiology / Reporting		1	12.0	Cellular / Ward Offices	28	18	Radiant Panels	TRV Remote Head Adj.	Yes	Comfort Cooled Fresh Air	Central Supply and Extract	4	3	Positive	G4	43	41	0	300	Not Applicable	None	A	80	Switch	Desk 0.75 to 0.85m	See Guidance Notes	Not Applicable	
		Doppler Ultrasound		1	16.0	Diagnostic room	25	18	Warm Air - Reheat Battery	BMS Adjustable Sensor	Yes	Comfort Cooled Fresh Air	Central Supply and Extract	8	8	Balanced	F7	43	41	0	300	Not Applicable	1000	A	80	Switch / Dimmer	General working plane 1m	See Guidance Notes	1	
		Ultrasound Admin Office	1	15.0	Cellular / Ward Offices	28	18	Radiant Panels	TRV Remote Head Adj.	Yes	Comfort Cooled Fresh Air	Central Supply and Extract	4	3	Positive	G4	43	41	0	300	Not Applicable	None	A	80	Switch	Desk 0.75 to 0.85m	See Guidance Notes	Not Applicable		
		Resuscitation Trolley Bay	1	1.0	Circulation Areas	28	18	Radiant Panels	TRV Remote Head Adj.	No	None	None	0	Guidance	Guidance	0	G4	43	41	0	300	Not Applicable	None	A	80	Switch / Dimmer	Desk 0.75 to 0.85m	See Guidance Notes	Not Applicable	
		RHSC/DCN Main Department Shared	Waiting Play Area	1	10.0	Waiting Room	28	18	Radiant Panels	TRV Remote Head Adj.	Yes	Comfort Cooled Fresh Air	Central Supply and Extract	5	5	Balanced	G4	43	41	0	300	Not Applicable	None	A	80	Switch	Floor 0m	See Guidance Notes	Not Applicable	
			Patient Interview Room	1	9.0	Meeting Room	25	18	Radiant Panels	TRV Remote Head Adj.	Yes	Ceiling Cassette - Chilled Water	Central Supply and Extract	4	4	Balanced	G4	43	41	0	300	Not Applicable	None	A	80	Switch	Desk 0.75 to 0.85m	See Guidance Notes	Not Applicable	
			Dirty Utility	1	9.0	Dirty utility	28	18	Adjacent Space Transfer Air	None	No	None	Central Dirty Extract	0	6	Negative	None	43	60	0	200	Not Applicable	None	A	80	Presence detection	Floor 0m	See Guidance Notes	Not Applicable	

Dept Code	Dept Name	Department Sub Group	Room Name	Qty	Area (m2)	Room Function	Temperature		Heating		Cooling Present	Cooling Type	Ventilation					Safety temperatures		Safety Notes	Lighting					Notes	Medical Location Group		
							Design Maximum deg C	Design Minimum deg C	Type	Control			Type	Supply ac/hr	Extract ac/hr	Relative Pressure	Min Filtration	Surface deg C	Water deg C		Normal lux	Night lux	Local lux	Standby Grade	Colour Rendering			Control	Plane
		DCN University Research Scanner	MRI Room	1	45.0	Diagnostic room	25	18	Warm Air - Reheat Battery	BMS Adjustable Sensor	Yes	Comfort Cooled Fresh Air	Central Supply and Extract	8	8	Balanced	F7	43	41	0	300	Not Applicable	1000	A	80	Switch / Dimmer	General working plane 1m	See Guidance Notes	1
			Control Room - MRI	1	24.0	IT equipment (comms server)	25	18	None	None	Yes	Ceiling Cassette - Chilled Water	Central Supply and Extract	3	3	Balanced	None	Not Applicable	Not Applicable	0	300	Not Applicable	None	A	80	Switch	Floor 0m	See Guidance Notes	Not Applicable
			Equipment Room	1	16.0	Storage Area Equipment	28	16	Radiant Panels	TRV Remote Head Adj.	No	None	Central General Extract	0	3	Negative	None	43	Not Applicable	0	200	Not Applicable	None	A	80	Presence detection	Floor 0m	See Guidance Notes	Not Applicable
			Server Room	1	6.0	IT equipment (comms server)	25	18	None	None	Yes	Ceiling Cassette - Chilled Water	Central General Extract	0	2	Negative	None	Not Applicable	Not Applicable	0	300	Not Applicable	None	A	80	Switch	Floor 0m	See Guidance Notes	Not Applicable
			Data Store	1	6.0	Storage Area Equipment	28	16	Radiant Panels	TRV Remote Head Adj.	No	None	Central General Extract	0	3	Negative	None	43	Not Applicable	0	200	Not Applicable	None	A	80	Presence detection	Floor 0m	See Guidance Notes	Not Applicable
			Equipment Store	1	6.0	Storage Area Equipment	28	16	Radiant Panels	TRV Remote Head Adj.	No	None	Central General Extract	0	3	Negative	None	43	Not Applicable	0	200	Not Applicable	None	A	80	Presence detection	Floor 0m	See Guidance Notes	Not Applicable
		Controlled Area Shared Space	University Staff Office	1	10.0	Cellular / Ward Offices	28	18	Radiant Panels	TRV Remote Head Adj.	Yes	Comfort Cooled Fresh Air	Central Supply and Extract	4	3	Positive	G4	43	Not Applicable	0	300	Not Applicable	None	A	80	Switch	Desk 0.75 to 0.85m	See Guidance Notes	Not Applicable
			Store Room	1	20.0	Storage Area Equipment	28	16	Radiant Panels	TRV Remote Head Adj.	No	None	Central General Extract	0	3	Negative	None	43	Not Applicable	0	200	Not Applicable	None	A	80	Presence detection	Floor 0m	See Guidance Notes	Not Applicable
			DSR	1	7.0	Dirty utility	28	18	Adjacent Space Transfer Air	None	No	None	Central Dirty Extract	0	6	Negative	None	43	60	0	200	Not Applicable	None	A	80	Presence detection	Floor 0m	See Guidance Notes	Not Applicable
			Dirty Utility	1	9.0	Dirty utility	28	18	Adjacent Space Transfer Air	None	No	None	Central Dirty Extract	0	6	Negative	None	43	60	0	200	Not Applicable	None	A	80	Presence detection	Floor 0m	See Guidance Notes	Not Applicable
		Staff Accommodation	Clean Utility	1	10.0	Clean Utility	28	18	Radiant Panels	TRV Remote Head Adj.	Yes	Comfort Cooled Fresh Air	Central Supply Air	6	0	Positive	G4	43	41	0	150	Not Applicable	None	A	80	Presence detection	General working plane 1m	See Guidance Notes	Not Applicable
			Staff WC	1	3.0	Toilet	28	18	Adjacent Space Transfer Air	None	No	None	Central Dirty Extract	0	10	Negative	None	43	41	0	200	Not Applicable	None	A	80	Presence detection	Floor 0m	See Guidance Notes	Not Applicable
		Office Space	Male Staff Changing and Lockers	1	27.0	Changing Facilities	28	18	Radiant Panels	TRV Remote Head Adj.	Yes	Comfort Cooled Fresh Air	Central Supply and Extract	5	4	Positive	G4	43	41	0	100	Not Applicable	None	A	80	Presence detection	Floor 0m	See Guidance Notes	Not Applicable
			Female Staff Changing and Lockers	1	65.0	Changing Facilities	28	18	Radiant Panels	TRV Remote Head Adj.	Yes	Comfort Cooled Fresh Air	Central Supply and Extract	5	4	Positive	G4	43	41	0	100	Not Applicable	None	A	80	Presence detection	Floor 0m	See Guidance Notes	Not Applicable
			Staff WC	2	3.0	Toilet	28	18	Adjacent Space Transfer Air	None	No	None	Central Dirty Extract	0	10	Negative	None	43	41	0	200	Not Applicable	None	A	80	Presence detection	Floor 0m	See Guidance Notes	Not Applicable
		Office Space	Resource Room/Library	1	39.0	Cellular / Ward Offices	28	18	Radiant Panels	TRV Remote Head Adj.	Yes	Comfort Cooled Fresh Air	Central Supply and Extract	4	3	Positive	G4	43	Not Applicable	0	300	Not Applicable	None	A	80	Switch	Desk 0.75 to 0.85m	See Guidance Notes	Not Applicable
			Consultant Office (5 person)	1	20.5	Cellular / Ward Offices	28	18	Radiant Panels	TRV Remote Head Adj.	Yes	Comfort Cooled Fresh Air	Central Supply and Extract	4	3	Positive	G4	43	Not Applicable	0	300	Not Applicable	None	A	80	Switch	Desk 0.75 to 0.85m	See Guidance Notes	Not Applicable
			Consultant Office (5 person)	2	20.5	Cellular / Ward Offices	28	18	Radiant Panels	TRV Remote Head Adj.	Yes	Comfort Cooled Fresh Air	Central Supply and Extract	4	3	Positive	G4	43	Not Applicable	0	300	Not Applicable	None	A	80	Switch	Desk 0.75 to 0.85m	See Guidance Notes	Not Applicable
			Registrars Office (5 desks)	1	20.5	Cellular / Ward Offices	28	18	Radiant Panels	TRV Remote Head Adj.	Yes	Comfort Cooled Fresh Air	Central Supply and Extract	4	3	Positive	G4	43	Not Applicable	0	300	Not Applicable	None	A	80	Switch	Desk 0.75 to 0.85m	See Guidance Notes	Not Applicable
			Superintendent/PACS	1	28.7	Cellular / Ward Offices	28	18	Radiant Panels	TRV Remote Head Adj.	Yes	Comfort Cooled Fresh Air	Central Supply and Extract	4	3	Positive	G4	43	Not Applicable	0	300	Not Applicable	None	A	80	Switch	Desk 0.75 to 0.85m	See Guidance Notes	Not Applicable
			Manager/Radiographers/Nursing Office	1	9.0	Meeting Room	25	18	Radiant Panels	TRV Remote Head Adj.	Yes	Ceiling Cassette - Chilled Water	Central Supply and Extract	4	4	Balanced	G4	43	Not Applicable	0	300	Not Applicable	None	A	80	Switch	Desk 0.75 to 0.85m	See Guidance Notes	Not Applicable
			Meeting Room - 6 person	1	9.0	Meeting Room	25	18	Radiant Panels	TRV Remote Head Adj.	Yes	Ceiling Cassette - Chilled Water	Central Supply and Extract	4	4	Balanced	G4	43	Not Applicable	0	300	Not Applicable	None	A	80	Switch	Desk 0.75 to 0.85m	See Guidance Notes	Not Applicable
			Meeting Room - 4 person	2	6.0	Meeting Room	25	18	Radiant Panels	TRV Remote Head Adj.	Yes	Ceiling Cassette - Chilled Water	Central Supply and Extract	4	4	Balanced	G4	43	Not Applicable	0	300	Not Applicable	None	A	80	Switch	Desk 0.75 to 0.85m	See Guidance Notes	Not Applicable

- Notes
- a) Linen Bay recess to be treated as part of room.
 - b) Mobile Equipment Bay Recess to be treated as part of room
 - c) Resusc Trolley Area Recess to be treated as part of room
 - d) Consult Exam Room - note 10ac/hr not allowed for unless room title listed as Treatment Room.
 - e) Reception & Waiting Combined
 - f) Internal Temperatures should not exceed 28 deg C (db) for more than 50hrs per year
 - g) Offices assumed to have operable windows without 100mm restrictors for natural ventilation .
 - h) Staff Rest assumed to have operable windows without 100mm restrictors for natural ventilation and occupancy factor of 0.8.

Dept Code	Dept Name	Department Sub Group	Room Name	Qty	Area (m2)	Room Function	Temperature		Heating		Cooling Present	Cooling Type		Ventilation			Safety temperatures		Safety Notes		Lighting				Medical Location Group						
							Design Maximum deg C	Design Minimum deg C	Type	Control		Type	Supply ac/hr	Extract ac/hr	Relative Pressure	Min Filtration	Surface deg C	Water deg C	Normal lux	Night lux	Local lux	Standby Grade	Colour Rendering	Control		Plane	Notes				
S1	Kitchen	NA	Receipt Bay	1	3.0	Circulation Areas	28	16	Radiant Panels	TRV Remote Head Adj.	No	None	None	Refer to Guidance Notes	Refer to Guidance Notes	0	G4	43	41	0	300	Not Applicable	None	A	80	Switch / Dimmer	Desk 0.75 to 0.85m	See Guidance Notes	Not Applicable		
			Dry Goods	1	9.0	Storage Area Equipment	28	16	Radiant Panels	TRV Remote Head Adj.	No	None	Central General Extract	0	3	Negative	None	43	Not Applicable	0	200	Not Applicable	None	A	80	Presence detection	Floor 0m	See Guidance Notes	Not Applicable		
		General Storage	Kitchen Equipment	1	6.0	Storage Area Equipment	28	16	Radiant Panels	TRV Remote Head Adj.	No	None	Central General Extract	0	3	Negative	None	43	Not Applicable	0	200	Not Applicable	None	A	80	Presence detection	Floor 0m	See Guidance Notes	Not Applicable		
			Refuse	1	10.0	Storage Area Equipment	28	16	Radiant Panels	TRV Remote Head Adj.	No	None	Central General Extract	0	3	Negative	None	43	Not Applicable	0	200	Not Applicable	None	A	80	Presence detection	Floor 0m	See Guidance Notes	Not Applicable		
		Cold Stores	Disposables / Detergent	1	6.0	DSR	25	18	Adjacent Space Transfer Air	None	No	None	Central Dirty Extract	0	10	Negative	None	43	Not Applicable	0	100	Not Applicable	None	A	80	Switch	Bed / Trolley 1.45m	See Guidance Notes	Not Applicable		
			Veg Store	1	6.0	Ward Kitchen	28	18	Adjacent Space Transfer Air	None	Yes	Ceiling Cassette - Chilled Water	Central General Extract	0	6	Negative	G4	Not Applicable	60	0	300	Not Applicable	None	A	80	Switch	General working plane 1m	See Guidance Notes	Not Applicable		
			Raw Meat	1	7.0	Ward Kitchen	28	18	Adjacent Space Transfer Air	None	Yes	Ceiling Cassette - Chilled Water	Central General Extract	0	6	Negative	G4	Not Applicable	60	0	300	Not Applicable	None	A	80	Switch	General working plane 1m	See Guidance Notes	Not Applicable		
			Dairy Store	1	9.0	Ward Kitchen	28	18	Adjacent Space Transfer Air	None	Yes	Ceiling Cassette - Chilled Water	Central General Extract	0	6	Negative	G4	Not Applicable	60	0	300	Not Applicable	None	A	80	Switch	General working plane 1m	See Guidance Notes	Not Applicable		
			Freezer	1	10.0	Ward Kitchen	28	18	Adjacent Space Transfer Air	None	Yes	Ceiling Cassette - Chilled Water	Central General Extract	0	6	Negative	G4	Not Applicable	60	0	300	Not Applicable	None	A	80	Switch	General working plane 1m	See Guidance Notes	Not Applicable		
			Preparation/Cooking Area	1	103.5	Kitchen (Commercial)	28	16	None	None	Yes	Comfort Cooled Fresh Air	Central Supply and Extract	DW 172 Dependant	DW 172 Dependant	Negative	G4	43	60	0	300	Not Applicable	None	A	80	Switch	General working plane 1m	See Guidance Notes	Not Applicable		
		Kitchen	Diet Prep Area	1	12.0	Ward Kitchen	28	18	Radiant Panels	TRV Remote Head Adj.	Yes	Ceiling Cassette - Chilled Water	Central General Extract	0	6	Negative	G4	Not Applicable	60	0	300	Not Applicable	None	A	80	Switch	General working plane 1m	See Guidance Notes	Not Applicable		
			Diet Store	1	5.0	Storage Area Equipment	28	16	Radiant Panels	TRV Remote Head Adj.	No	None	Central General Extract	0	3	Negative	None	43	Not Applicable	0	200	Not Applicable	None	A	80	Presence detection	Floor 0m	See Guidance Notes	Not Applicable		
			Pan Wash	1	12.0	Ward Kitchen	28	18	Adjacent Space Transfer Air	None	Yes	Ceiling Cassette - Chilled Water	Central General Extract	0	6	Negative	G4	Not Applicable	60	0	300	Not Applicable	None	A	80	Switch	General working plane 1m	See Guidance Notes	Not Applicable		
			Temperature Controlled Sandwich Prep	1	18.0	Ward Kitchen	28	18	Radiant Panels	TRV Remote Head Adj.	Yes	Ceiling Cassette - Chilled Water	Central General Extract	0	6	Negative	G4	Not Applicable	60	0	300	Not Applicable	None	A	80	Switch	General working plane 1m	See Guidance Notes	Not Applicable		
			Weighing	1	7.0	Ward Kitchen	28	18	Radiant Panels	TRV Remote Head Adj.	Yes	Ceiling Cassette - Chilled Water	Central General Extract	0	6	Negative	G4	Not Applicable	60	0	300	Not Applicable	None	A	80	Switch	General working plane 1m	See Guidance Notes	Not Applicable		
			Clean Trolleys Park	1	21.5	Circulation Equipment Storage Bays	28	16	Adjacent Space Transfer Air	None	No	None	Central General Extract	0	3	Negative	None	43	Not Applicable	0	200	Not Applicable	None	A	80	Presence detection	Floor 0m	See Guidance Notes	Not Applicable		
			Chef's Room	1	7.0	Cellular / Ward Offices	28	18	Radiant Panels	TRV Remote Head Adj.	Yes	Comfort Cooled Fresh Air	Central Supply and Extract	4	3	Positive	G4	43	Not Applicable	0	300	Not Applicable	None	A	80	Switch	Desk 0.75 to 0.85m	See Guidance Notes	Not Applicable		
			Returned Trolleys	1	25.0	Ward Kitchen	28	18	Adjacent Space Transfer Air	None	Yes	Ceiling Cassette - Chilled Water	Central General Extract	0	6	Negative	G4	Not Applicable	60	0	300	Not Applicable	None	A	80	Switch	General working plane 1m	See Guidance Notes	Not Applicable		
			Trolley Wash Area	1	10.0	Ward Kitchen	28	18	Adjacent Space Transfer Air	None	Yes	Ceiling Cassette - Chilled Water	Central General Extract	0	6	Negative	G4	Not Applicable	60	0	300	Not Applicable	None	A	80	Switch	General working plane 1m	See Guidance Notes	Not Applicable		
			Offices	1	20.5	Cellular / Ward Offices	28	18	Radiant Panels	TRV Remote Head Adj.	Yes	Comfort Cooled Fresh Air	Central Supply and Extract	4	3	Positive	G4	43	Not Applicable	0	300	Not Applicable	None	A	80	Switch	Desk 0.75 to 0.85m	See Guidance Notes	Not Applicable		
			Staff Accommodation	Female Staff Changing inc Shower	1	13.0	Circulation Areas	28	18	Radiant Panels	TRV Remote Head Adj.	No	None	Refer to Guidance Notes	Refer to Guidance Notes	0	G4	43	41	0	300	Not Applicable	None	A	80	Switch / Dimmer	Desk 0.75 to 0.85m	See Guidance Notes	Not Applicable		
				Male Staff Changing inc Shower	1	10.0	Changing Facilities	28	18	Radiant Panels	TRV Remote Head Adj.	Yes	Comfort Cooled Fresh Air	Central Supply and Extract	5	4	Positive	G4	43	41	0	100	Not Applicable	None	A	80	Presence detection	Floor 0m	See Guidance Notes	Not Applicable	
		Staff Rest Room		1	8.0	Common room/staff room/lounge	28	18	Radiant Panels	TRV Remote Head Adj.	Yes	Comfort Cooled Fresh Air	Central Supply and Extract	6	8	Negative	G4	43	41	0	300	Not Applicable	None	A	80	Switch	Floor 0m	See Guidance Notes	Not Applicable		
		Staff WC		1	3.0	Toilet	28	18	Adjacent Space Transfer Air	None	No	None	Central Dirty Extract	0	10	Negative	None	43	41	0	200	Not Applicable	None	A	80	Presence detection	Floor 0m	See Guidance Notes	Not Applicable		
		S2	e-Health Infrastructure	NA	Core Server Room	1	7.0	Toilet	28	18	Adjacent Space Transfer Air	None	No	None	Central Dirty Extract	0	10	Negative	None	43	41	0	200	Not Applicable	None	A	80	Presence detection	Floor 0m	See Guidance Notes	Not Applicable
					Core Server Room	1	40.0	IT equipment (comms server)	25	18	None	None	Yes	Ceiling Cassette - Chilled Water	Central General Extract	0	2	Negative	None	Not Applicable	Not Applicable	0	300	Not Applicable	None	A	80	Switch	Floor 0m	See Guidance Notes	Not Applicable
		S3	Domestic Services	NA	Domestic Services Office	1	20.5	Cellular / Ward Offices	28	18	Radiant Panels	TRV Remote Head Adj.	Yes	Comfort Cooled Fresh Air	Central Supply and Extract	4	3	Positive	G4	43	Not Applicable	0	300	Not Applicable	None	A	80	Switch	Desk 0.75 to 0.85m	See Guidance Notes	Not Applicable
					Dictation 1/1/Phone Booth	1	4.2	Cellular / Ward Offices	28	18	Radiant Panels	TRV Remote Head Adj.	Yes	Comfort Cooled Fresh Air	Central Supply and Extract	4	3	Positive	G4	43	Not Applicable	0	300	Not Applicable	None	A	80	Switch	Desk 0.75 to 0.85m	See Guidance Notes	Not Applicable
Sanitary Bins Store	1				6.0	Dirty utility	28	18	Adjacent Space Transfer Air	None	No	None	Central Dirty Extract	0	6	Negative	None	43	60	0	200	Not Applicable	None	A	80	Presence detection	Floor 0m	See Guidance Notes	Not Applicable		
Bulk Equipment Store	1				10.0	Storage Area Equipment	28	16	Radiant Panels	TRV Remote Head Adj.	No	None	Central General Extract	0	3	Negative	None	43	Not Applicable	0	200	Not Applicable	None	A	80	Presence detection	Floor 0m	See Guidance Notes	Not Applicable		
Supplies Store	1				20.0	Storage Area Equipment	28	16	Radiant Panels	TRV Remote Head Adj.	No	None	Central General Extract	0	3	Negative	None	43	Not Applicable	0	200	Not Applicable	None	A	80	Presence detection	Floor 0m	See Guidance Notes	Not Applicable		
DSR	1				7.0	Dirty utility	28	18	Adjacent Space Transfer Air	None	No	None	Central Dirty Extract	0	6	Negative	None	43	60	0	200	Not Applicable	None	A	80	Presence detection	Floor 0m	See Guidance Notes	Not Applicable		
S4	Materials Management	NA	Linen Pool (Clean)	1	32.0	Linen Bay	28	16	Adjacent Space Transfer Air	None	No	None	Central Supply and Extract	0	3	Negative	None	43	Not Applicable	0	100	Not Applicable	None	A	80	Presence detection	Floor 0m	See Guidance Notes	Not Applicable		
			Linen Pool (Dirty)	1	32.0	Dirty utility	28	18	Adjacent Space Transfer Air	None	No	None	Central Dirty Extract	0	6	Negative	None	43	60	0	200	Not Applicable	None	A	80	Presence detection	Floor 0m	See Guidance Notes	Not Applicable		
			Storage/Holding Area	1	100.0	Storage Area Equipment	28	16	Radiant Panels	TRV Remote Head Adj.	No	None	Central General Extract	0	3	Negative	None	43	Not Applicable	0	200	Not Applicable	None	A	80	Presence detection	Floor 0m	See Guidance Notes	Not Applicable		
			Porters office	1	12.0	Cellular / Ward Offices	28	18	Radiant Panels	TRV Remote Head Adj.	Yes	Comfort Cooled Fresh Air	Central Supply and Extract	4	3	Positive	G4	43	Not Applicable	0	300	Not Applicable	None	A	80	Switch	Desk 0.75 to 0.85m	See Guidance Notes	Not Applicable		
S5	Central Staff Changing	NA	Office	1	10.0	Cellular / Ward Offices	28	18	Radiant Panels	TRV Remote Head Adj.	Yes	Comfort Cooled Fresh Air	Central Supply and Extract	4	3	Positive	G4	43	Not Applicable	0	300	Not Applicable	None	A	80	Switch	Desk 0.75 to 0.85m	See Guidance Notes	Not Applicable		
			Male Staff Changing , Shower, WC & Lockers	1	240.0	Changing Facilities	28	18	Radiant Panels	TRV Remote Head Adj.	Yes	Comfort Cooled Fresh Air	Central Supply and Extract	5	4	Positive	G4	43	41	0	100	Not Applicable	None	A	80	Presence detection	Floor 0m	See Guidance Notes	Not Applicable		
			Female Staff Changing , Shower, WC & Lockers	1	100.0	Changing Facilities	28	18	Radiant Panels	TRV Remote Head Adj.	Yes	Comfort Cooled Fresh Air	Central Supply and Extract	5	4	Positive	G4	43	41	0	100	Not Applicable	None	A	80	Presence detection	Floor 0m	See Guidance Notes	Not Applicable		
			Bay for Token Machine	1	5.0	Circulation Areas	28	18	Radiant Panels	TRV Remote Head Adj.	No	None	Refer to Guidance Notes	Refer to Guidance Notes	0	G4	43	41	0	300	Not Applicable	None	A	80	Switch / Dimmer	Desk 0.75 to 0.85m	See Guidance Notes	Not Applicable			
S6	Estates	NA	DSR	1	7.0	DSR	25	18	Adjacent Space Transfer Air	None	No	None	Central Dirty Extract	0	10	Negative	None	43	Not Applicable	0	100	Not Applicable	None	A	80	Switch	Bed / Trolley 1.45m	See Guidance Notes	Not Applicable		
			Workshop (NPD)	1	45.0	Small Workshop	28	18	Radiant Panels	TRV Remote Head Adj.	No	None	Central Supply and Extract	4	6	Negative	G4	43	41	0	300	Not Applicable	None	A	80	Switch	Desk 0.75 to 0.85m	See Guidance Notes	Not Applicable		
			Workshop (NHSL)	1	30.0	Small Workshop	28	18	Radiant Panels	TRV Remote Head Adj.	No	None	Central Supply and Extract	4	6	Negative	G4	43	41	0	300	Not Applicable	None	A	80	Switch	Desk 0.75 to 0.85m	See Guidance Notes	Not Applicable		
			Store	1	30.0	Storage Area Equipment	28	16	Radiant Panels	TRV Remote Head Adj.	No	None	Central General Extract	0	3	Negative	None	43	Not Applicable	0	200	Not Applicable	None	A	80	Presence detection	Floor 0m	See Guidance Notes	Not Applicable		
			Office	1	15.0	Cellular / Ward Offices	28	18	Radiant Panels	TRV Remote Head Adj.	Yes	Comfort Cooled Fresh Air	Central Supply and Extract	4	3	Positive	G4	43	Not Applicable	0	300	Not Applicable	None	A	80	Switch	Desk 0.75 to 0.85m	See Guidance Notes	Not Applicable		
			BMS Room	1	10.0	IT equipment (comms server)	25	18	None	None	Yes	Ceiling Cassette - Chilled Water	Central General Extract	0	2	Negative	None	Not Applicable	Not Applicable	0	300	Not Applicable	None	A	80	Switch	Floor 0m	See Guidance Notes	Not Applicable		
			Staff Change	1	15.0	Changing Facilities	28	18	Radiant Panels	TRV Remote Head Adj.	Yes	Comfort Cooled Fresh Air	Central Supply and Extract	5	4	Positive	G4	43	41	0	100	Not Applicable	None	A	80	Presence detection	Floor 0m	See Guidance Notes	Not Applicable		
			Staff WC	1	3.0	Toilet	28	18	Adjacent Space Transfer Air	None	No	None	Central Dirty Extract	0	10	Negative	None	43	41	0	200	Not Applicable	None	A	80	Presence detection	Floor 0m	See Guidance Notes	Not Applicable		
S7	Restaurant	NA	Shower	2	2.5	Bathroom	28	18	Adjacent Space Transfer Air	None	No	None	Central Dirty Extract	0	10	Negative	None	43	41	0	200	200	None	A	80	Presence detection	Floor 0m	See Guidance Notes	Not Applicable		
			Restaurant	1	100.0	Eating/Drinking	28	18	Radiant Panels	TRV Remote Head Adj.	Yes	Comfort Cooled Fresh Air	Central Supply and Extract	4	4	Balanced	G4	43	41	0	200	Not Applicable	None								

Dept Code	Dept Name	Department Sub Group	Room Name	Qty	Area (m2)	Room Function	Temperature		Heating		Cooling Present	Cooling Type	Ventilation				Safety temperatures		Safety Notes	Lighting						Notes	Medical Location Group		
							Design Maximum deg C	Design Minimum deg C	Type	Control			Type	Supply ac/hr	Extract ac/hr	Relative Pressure	Min Filtration	Surface deg C		Water deg C	Normal lux	Night lux	Local lux	Standby Grade	Colour Rendering			Control	Plane
T1	Plant	NA	IPS/UPS	1	24.0	IT equipment (comms server)	25	18	None	None	Yes	Ceiling Cassette - Chilled Water	Central General Extract	0	2	Negative	None	Not Applicable	Not Applicable	0	300	Not Applicable	None	A	80	Switch	Floor 0m	See Guidance Notes	Not Applicable
			IT Node Rooms	21	9.0	IT equipment (comms server)	25	18	None	None	Yes	Ceiling Cassette - Chilled Water	Central General Extract	0	2	Negative	None	Not Applicable	Not Applicable	0	300	Not Applicable	None	A	80	Switch	Floor 0m	See Guidance Notes	Not Applicable

Royal Hospital for Sick Children and Department for Clinical Neurosciences - Edinburgh

Reference Design Envisaged Solution - RHSC / DCN RDS Environmental Matrix



hulley & kirkwood

Page No.	Dept Code	Index	
1	~	Cover	
2	~	Guidance Notes	
3	~	Room Function Reference Sheet	
4	A1 - A4	Front Door - A&E / Assessment Ward	
5	B1	Critical Care / HDU / Neonatal Surgery	
6	C1- C5	RHSC In Patient Pathway / Ward Care	
8	D1 - D10	RHSC Ambulatory Care	
11	E1	Pod	
12	F1	Child and Adolescent Mental Health	
13	G2 - G3	Clinical Support	
14	H1 - H3	Academic	
15	I1 - I2	Facilities / Infrastructure Support Services	
16	J1 - J2	Patient / Family Support	
17	K1 - K2	Family Facilities	
18	L1 - L2	DCN In Patient Pathway / Ward Care	
19	M1- M4	DCN Support Space	
20	N1	DCN Out Patient Departments	
21	P1	Combined Theatres	
23	Q1	Combined Radiology	
25	R1 - R2	Office / Admin Support Services	
26	S1 - S7	Combined Facilities / Infrastructure Support Services	
27	T1	Plant	
28	U1	Shelled Space	
Rev	By	Description	Date
First Issue	JMcM	First Issue Based on Schedule of Area V8	03.02.12
Second Issue	JMcM	Second Issue Based on Schedule of Area V10 Ward Room T Max Reduced from 28 to 25 Degrees Celsius Revised to suit NHSL Comments	13.03.12

Environmental Matrix - Guidance Notes

- 1 This workbook is prepared for the Reference Design Stage as an easier reference tool to replace ADB RDS M&E Sheets for the Environmental Criteria elements as described on these sheets.
- 2 The services matrices are produced from the NHS Lothian Schedule of Accommodation Sheets [Version 10 issued 12th March 2012](#).
- 3 The design of the HVAC systems to the theatres shall be in accordance with SHTM 03-01.
- 4 Where radiant panels are indicated in any room in these matrices, detailed design development may remove the need for these without detriment to environmental temperature. This design development is dependant on actual room layout - i.e. whether a room is located adjacent to an external wall, ground bearing floor, roof surface or is internal.
- 5 Ventilation air change rates and the use of natural ventilation in Patient Areas shall be reviewed throughout the detail design process to ensure a maximum internal temperature of 25°C (dry bulb) is not exceeded during normal occupancy. This criteria shall also apply to cellular and open plan office spaces.
- 6 Maximum internal temperatures listed relate to normal occupancy and Summer Design Conditions ; External Summer Conditions for Cooling Plant Selection as per SHTM2025, Enthalpy 54kJ/kgda.26degC db, 19degC wb. External Winter Conditions as per CIBSE Guide A Table A 2.2 for locality = - 6C for Heat Losses, and as SHTM 2025 for locality = -10C for AHU Ventilation Plant design.
- 7 Examination lamp notes where listed are provisional. Detailed requirements (fixed, mobile, illumination) will be detailed on C sheets as agreed from signed off 1:50 RDS, which shall take precedence over this schedule.
- 8 All lighting levels are derived from CIBSE Lighting Guide LG2. Client briefing may take precedence over Environmental Matrix.
- 9 Colour rendering refers to CIBSE Lighting Design Guide and will be applied throughout
 "80" : Normal
 "90" - Enhanced to provide close as possible match to natural light for clinical purposes
- 10 Thermostatic Mixing Devices - SHTM 04-01 Guidance shall be employed for specific TRV Type versus listed Area/Activity.
- 11 Standby Lighting to be Grade A throughout .
- 12 The internal temperature in naturally or mechanically ventilated rooms shall not exceed the maximum temperature as listed on these Environmental Matrices provided external summer design criteria is not exceeded .
- 13 Local Radiant Panel TRV's shall be tamper proof head type with limiting/locking facility.
- 14 Local Control BMS Temperature Sensors for ducted reheat zones and chilled water cassettes for hotspots shall be provided with local range adjustment to +/- 2C of BMS Set Point. BMS set point shall be adjustable via operator/user dialogue through formal FM channels.
- 15 **Typical bedroom** - Design Criteria - SHTM 03-01 Clause 2.11 - internal temperatures in patient areas should not exceed 28C db for more than 50 hrs per year. Appendix 1 SHTM 03-01 gives 18C to 28C float range. NHSL however require that the maximum internal design temperature is 25C
HDU bed areas - Design Criteria - HBN 57 gives specific guidance as well as SHTM 03-01 - esp Appendix 1 for air change rates - 10ac/hr Supply, 18C to 25C control range. (Capability shall be provided but not at the summer and winter external ambient design extremes against the internal maximum and minimum range conditions).
 The department should be air conditioned and controlled on a zonal basis.
 Central AHU plant requires humidification to achieve RH range during winter (HBN 57 Clause 4.60).
Post theatre recovery areas - Design Criteria - SHTM 03-01 - esp Appendix 1 for air change rates - 15ac/hr S&E , 18C to 25C control range.(Capability shall be provided but not at the summer and winter external ambient design extremes against the maximum and minimum range conditions).
 Central AHU plant requires humidification to achieve RH range during winter.
Critical Care areas - Design Criteria - SHTM 03-01 - esp Appendix 1 for air change rates - 10ac/hr Supply , 18C to 25C control range.(Capability shall be provided but not at the summer and winter external ambient design extremes against the maximum and minimum range conditions). NHSL may require specific rooms to have a control range up to 28C
 Central Air Handling Plant requires humidification to achieve RH range during winter (HBN 57 Clause 4.60).
Theatre areas - Design Criteria -SHTM 03-01 - esp Appendix 1 and 2 for air change rates Appendix 3 for design logic and pressure cascade criteria, 18C to 25C control range.(Capability shall be provided but not at the summer and winter external ambient design extremes against the internal maximum and minimum range conditions). SHTM 03-01 advises Humidification is no longer to be provided for theatres ventilation as a matter of course. Users to verify any specific requirements depending on clinical requirement. Space in plant rooms should be provided together with blank section within air handling units for future provision. NHSL may require specific rooms to have a control range up to 28C
- 16 **Corridor** ventilation may be either mechanical or where the opportunity exists natural. To be determined during detailed design with due regard to clinical functionality.
- 17 **Single Room WC** - SHTM 03-01 Appendix 1 suggests 3ac/hr extract air change rate only. HK have applied 10ac/hr extract rate to provide a more robust rate of extract.
- 18 **Diagnostic Rooms** - (X Ray, CT Scanner, MRI Scanners, Gamma Camera) - air change rates listed at 8ac/hr. Actual air change rate must be derived through room heat gain analysis and actual equipment guidance.
- 19 **Operating Theatre Laminar Flow/UCV Requirements** - Refer to Operational Policy Documents for specific theatres which require Laminar Flow/UCV canopy style ventilation solution. Note specific requirements for screenless canopies to avoid conflict with particular surgeon instruments/microscopes.
- 20 **Small workshop Areas** - Local Extract Ventilation (LEV) unit requirement to be determined from room equipment schedules
- 21 **Note that Isolation Suite ventilation solutions for this project shall follow HBN 4 Supplement 1 Section 4 Item 4.8 Guidance i.e.**
 A common departmental AHU shall be employed to provide supply air ventilation (and shall therefore employ duty & standby motors)
 Isolation Rooms En Suite Extracts shall be provided with an independent Isolation Room toilet extract ventilation system.
 Isolation Rooms En Suite Extracts shall be provided with either externally located 3 mtr high discharge stack in a safe location or with extract filters (H14) within a safe change housing outside the building on the suction side of the fan.
 Heating & Cooling Isolation Suites shall be provided via the ventilation system.
- 22 **Retail Provision** - Service provisions listed are Infrastructure only for future fit-out by retailer
- 23 **Comfort Cooled Fresh Air** - Where noted as such on the matrices, this means as provided via departmental air handling plant via chilled water cooling coils.

Room Function Reference Sheet.

The following table details reference templates which are used to populate cells within the environmental matrix. Refer to individual department sheets for individual room environmental conditions

Room Function	Temperature		Heating		Cooling Present	Cooling	Ventilation					Safety temperatures		Lighting					Notes	Medical Location Group			
	Design Maximum deg C	Design Minimum deg C	Type	Control			Type	Type	Supply ac/hr	Extract ac/hr	Relative Pressure	Min Filtration	Surface deg C	Water deg C	Normal lux	Night lux	Local lux	Standby Grade			Colour Rendering	Control	Plane
Bathroom	28	18	Adjacent Space Transfer Air	None	No	None	Central Dirty Extract	0	10	Negative	None	43	41	200	200	None	A	80	Presence detection	Floor 0m	See Guidance Notes	Not Applicable	
Bedroom	25	20	Radiant Panels	TRV Remote Head Adj.	Yes	Comfort Cooled Fresh Air	Central Supply Air	4	0	Negative	G4	43	41	100	5	300	A	80	Switch / Dimmer	Bed / Trolley 1.45m	See Guidance Notes	1	
Cellular / Ward Offices	25	18	Radiant Panels	TRV Remote Head Adj.	Yes	Comfort Cooled Fresh Air	Central Supply and Extract	4	3	Positive	G4	43	Not Applicable	300	Not Applicable	None	A	80	Switch	Desk 0.75 to 0.85m	See Guidance Notes	Not Applicable	
Changing Facilities	28	18	Radiant Panels	TRV Remote Head Adj.	Yes	Comfort Cooled Fresh Air	Central Supply and Extract	5	4	Positive	G4	43	41	100	Not Applicable	None	A	80	Presence detection	Floor 0m	See Guidance Notes	Not Applicable	
Circulation Areas	28	18	Radiant Panels	TRV Remote Head Adj.	No	None	None	Refer to Guidance Notes	Refer to Guidance Notes			G4	43	41	300	Not Applicable	None	A	80	Switch / Dimmer	Desk 0.75 to 0.85m	See Guidance Notes	Not Applicable
Circulation Areas - Entrance Lobby	28	Not Controlled	Warm Air Door Curtain	BMS Adjustable Sensor	No	None	None	0	0	Balanced	None	Not Applicable	Not Applicable	200	Not Applicable	None	A	80	Presence detection	Floor 0m	See Guidance Notes	Not Applicable	
Classroom	25	18	Radiant Panels	TRV Remote Head Adj.	Yes	Ceiling Cassette - Chilled Water	Central Supply and Extract	4	4	Balanced	G4	43	41	300	Not Applicable	None	A	80	Switch	Desk 0.75 to 0.85m	See Guidance Notes	Not Applicable	
Common room/staff room/lounge	28	18	Radiant Panels	TRV Remote Head Adj.	Yes	Comfort Cooled Fresh Air	Central Supply and Extract	6	8	Negative	G4	43	41	300	Not Applicable	None	A	80	Switch	Floor 0m	See Guidance Notes	Not Applicable	
Consulting Room	28	18	Radiant Panels	TRV Remote Head Adj.	Yes	Comfort Cooled Fresh Air	Central Supply and Extract	3	3	Balanced	G4	43	41	300	Not Applicable	1000	A	80	Switch	Bed / Trolley 1.45m	See Guidance Notes	1	
Clean Utility	28	18	Radiant Panels	TRV Remote Head Adj.	Yes	Comfort Cooled Fresh Air	Central Supply Air	6	0	Positive	G4	43	41	150	Not Applicable	None	A	80	Presence detection	General working plane 1m	See Guidance Notes	Not Applicable	
Dirty utility	28	18	Adjacent Space Transfer Air	None	No	None	Central Dirty Extract	0	6	Negative	None	43	60	200	Not Applicable	None	A	80	Presence detection	Floor 0m	See Guidance Notes	Not Applicable	
Diagnostic room	25	18	Warm Air - Reheat Battery	BMS Adjustable Sensor	Yes	Comfort Cooled Fresh Air	Central Supply and Extract	8	8	Balanced	F7	43	41	300	Not Applicable	1000	A	80	Switch / Dimmer	General working plane 1m	See Guidance Notes	1	
Eating/Drinking	28	18	Radiant Panels	TRV Remote Head Adj.	Yes	Comfort Cooled Fresh Air	Central Supply and Extract	4	4	Balanced	G4	43	41	200	Not Applicable	None	A	80	Switch	Floor 0m	See Guidance Notes	Not Applicable	
Ward Kitchen	28	18	Adjacent Space Transfer Air	None	Yes	Ceiling Cassette - Chilled Water	Central General Extract	0	6	Negative	G4	Not Applicable	60	300	Not Applicable	None	A	80	Switch	General working plane 1m	See Guidance Notes	Not Applicable	
Small Workshop	28	18	Radiant Panels	TRV Remote Head Adj.	No	None	Central Supply and Extract	4	6	Negative	G4	43	41	300	Not Applicable	None	A	80	Switch	Desk 0.75 to 0.85m	See Guidance Notes	Not Applicable	
HDU	25	18	Warm Air - Reheat Battery	BMS Adjustable Sensor	Yes	Comfort Cooled Fresh Air	Central Supply Air	10	0	Positive	F7	43	41	400	10 to 20	1000	A	90	Switch / Dimmer	Bed / Trolley 1.45m	See Guidance Notes	2	
IT equipment (comms server)	25	18	None	None	Yes	Ceiling Cassette - Chilled Water	Central General Extract	0	2	Negative	None	Not Applicable	Not Applicable	300	Not Applicable	None	A	80	Switch	Floor 0m	See Guidance Notes	Not Applicable	
Kitchen (Commercial)	28	16	None	None	Yes	Comfort Cooled Fresh Air	Central Supply and Extract	4	0	Negative	G4	43	60	500	Not Applicable	None	A	80	Switch	General working plane 1m	See Guidance Notes	Not Applicable	
Laboratory	28	18	Radiant Panels	TRV Remote Head Adj.	Yes	Comfort Cooled Fresh Air	Central Supply and Extract	6	6	Balanced	F7	43	60	500	Not Applicable	None	A	80	Switch	Desk 0.75 to 0.85m	See Guidance Notes	Not Applicable	
Laundry	28	18	Adjacent Space Transfer Air	None	No	Comfort Cooled Fresh Air	Central Supply and Extract	6	10	Negative	G4	43	60	300	Not Applicable	None	A	80	Switch	Floor 0m	See Guidance Notes	Not Applicable	
Meeting Room	25	18	Radiant Panels	TRV Remote Head Adj.	Yes	Ceiling Cassette - Chilled Water	Central Supply and Extract	4	4	Balanced	G4	43	Not Applicable	300	Not Applicable	None	A	80	Switch	Desk 0.75 to 0.85m	See Guidance Notes	Not Applicable	
Patient Accommodation Day	25	18	Radiant Panels	TRV Remote Head Adj.	Yes	Comfort Cooled Fresh Air	Central Supply Air	4	0	Positive	G4	43	41	100	Not Applicable	None	A	80	Switch	Bed / Trolley 1.45m	See Guidance Notes	Not Applicable	
Multi-bed Wards	25	18	Radiant Panels	TRV Remote Head Adj.	Yes	Comfort Cooled Fresh Air	Central Supply Air	4	0	Positive	G4	43	41	100	5	300	A	80	Switch / Dimmer	Bed / Trolley 1.45m	See Guidance Notes	1	
Physiotherapy Studio	28	18	Radiant Panels	TRV Remote Head Adj.	Yes	Comfort Cooled Fresh Air	Central Supply and Extract	5	6	Negative	G4	43	41	300	Not Applicable	None	A	80	Switch / Dimmer	Floor 0m	See Guidance Notes	1	
Body View	25	18	Radiant Panels	TRV Remote Head Adj.	Yes	Ceiling Cassette - Chilled Water	Central Supply and Extract	4	6	Negative	G4	43	Not Applicable	100	Not Applicable	None	A	80	Switch	Floor 0m	See Guidance Notes	Not Applicable	
Reception	28	18	Radiant Panels	TRV Remote Head Adj.	Yes	Comfort Cooled Fresh Air	Central Supply Air	3	0	Positive	G4	43	Not Applicable	300	Not Applicable	None	A	80	Switch	Desk 0.75 to 0.85m	See Guidance Notes	Not Applicable	
Storage Area Med Gas	28	16	Adjacent Space Transfer Air	None	No	None	Natural ventilation	0	0	Balanced	None	Not Applicable	Not Applicable	200	Not Applicable	None	A	80	Presence detection	Floor 0m	See Guidance Notes	Not Applicable	
Storage Area Equipment	28	16	Radiant Panels	TRV Remote Head Adj.	No	None	Central General Extract	0	3	Negative	None	43	Not Applicable	200	Not Applicable	None	A	80	Presence detection	Floor 0m	See Guidance Notes	Not Applicable	
Tea Making	28	18	Adjacent Space Transfer Air	None	No	None	Central General Extract	0	5	Negative	None	43	41	100	Not Applicable	None	A	80	Presence detection	Floor 0m	See Guidance Notes	Not Applicable	
Toilet	28	18	Adjacent Space Transfer Air	None	No	None	Central Dirty Extract	0	10	Negative	None	43	41	200	Not Applicable	None	A	80	Presence detection	Floor 0m	See Guidance Notes	Not Applicable	
Waiting Room	28	18	Radiant Panels	TRV Remote Head Adj.	Yes	Comfort Cooled Fresh Air	Central Supply and Extract	5	5	Balanced	G4	43	Not Applicable	300	Not Applicable	None	A	80	Switch	Floor 0m	See Guidance Notes	Not Applicable	
Treatment Room	28	18	Radiant Panels	TRV Remote Head Adj.	Yes	Comfort Cooled Fresh Air	Central Supply Air	10	0	Positive	F7	43	41	500	Not Applicable	1000	A	90	Switch	Bed / Trolley 1.45m	See Guidance Notes	1	
Isolation Lobby	25	18	Warm Air - Reheat Battery	BMS Adjustable Sensor	Yes	Comfort Cooled Fresh Air	HBN4 Dependant	10	6	Positive	F7	43	Not Applicable	200	Not Applicable	None	A	80	Presence detection	Floor 0m	See Guidance Notes	Not Applicable	
Resuscitation Bay	25	21	Radiant Panels	BMS Adjustable Sensor	Yes	Comfort Cooled Fresh Air	Central Supply and Extract	10	6	Positive	G4	43	41	500	Not Applicable	1000	A	80	Switch	Bed / Trolley 1.45m	See Guidance Notes	2	
Circulation Equipment Storage Bays	28	16	Adjacent Space Transfer Air	None	No	None	Central General Extract	0	3	Negative	None	43	Not Applicable	200	Not Applicable	None	A	80	Presence detection	Floor 0m	See Guidance Notes	Not Applicable	
Isolation Bedroom	25	21	Adjacent Space Transfer Air	BMS Adjustable Sensor	Yes	Comfort Cooled Fresh Air	HBN4 Dependant	0	3	Negative	F7	43	41	100	5	300	A	80	Switch	Bed / Trolley 1.45m	See Guidance Notes	1	
Operating Theatre Suite	25	18	Warm Air - Reheat Battery	BMS Adjustable Sensor	Yes	Comfort Cooled Fresh Air	In line with SHTM 03-01	In line with SHTM 03-01	In line with SHTM 03-01	Balanced	F7	43	Not Applicable	500	Not Applicable	10,000 - 100,000	A	80	Switch	Floor 0m	See Guidance Notes	2	
Operating Theatre DCU	28	18	Adjacent Space Transfer Air	None	No	None	In line with SHTM 03-01	In line with SHTM 03-01	In line with SHTM 03-01	Balanced	None	43	41	100	Not Applicable	None	A	80	Switch	Floor 0m	See Guidance Notes	2	
Operating Theatre Recovery	25	18	Warm Air - Reheat Battery	BMS Adjustable Sensor	Yes	Comfort Cooled Fresh Air	In line with SHTM 03-01	In line with SHTM 03-01	In line with SHTM 03-01	Balanced	F7	43	41	500	Not Applicable	1000	A	80	Switch / Dimmer	Bed / Trolley 1.45m	See Guidance Notes	2	
Disposal Hold	28	18	Adjacent Space Transfer Air	None	No	None	Central Dirty Extract	0	10	Negative	None	43	Not Applicable	100	Not Applicable	None	A	90	Switch	Bed / Trolley 1.45m	See Guidance Notes	Not Applicable	
DSR	28	18	Adjacent Space Transfer Air	None	No	None	Central Dirty Extract	0	10	Negative	None	43	Not Applicable	100	Not Applicable	None	A	90	Switch	Bed / Trolley 1.45m	See Guidance Notes	Not Applicable	
Resus Trolley bay	25	18	Radiant Panels	TRV Remote Head Adj.	Yes	Comfort Cooled Fresh Air	Central Supply Air	0	0	Balanced	None	43	Not Applicable	500	Not Applicable	None	A	90	Switch	Bed / Trolley 1.45m	See Guidance Notes	Not Applicable	
Baby Feeding Room / Nappy Change	25	18	Adjacent Space Transfer Air	None	No	None	Central Dirty Extract	0	10	Negative	None	43	41	200	Not Applicable	None	A	80	Switch / Dimmer	Floor 0m	See Guidance Notes	Not Applicable	
Relatives Overnight Stay	25	20	Radiant Panels	TRV Remote Head Adj.	Yes	Comfort Cooled Fresh Air	Central Supply and Extract	4	0	Positive	G4	43	41	100	Not Applicable	None	A	80	Switch	Bed / Trolley 1.45m	See Guidance Notes	Not Applicable	
Pantry	28	18	Radiant Panels	TRV Remote Head Adj.	Yes	Comfort Cooled Fresh Air	Central Supply and Extract	6	8	Negative	G4	43	41	300	Not Applicable	None	A	80	Switch	Floor 0m	See Guidance Notes	Not Applicable	
Linen Bay	28	16	Adjacent Space Transfer Air	None	No	None	Central Supply and Extract	0	3	Negative	None	43	Not Applicable	100	Not Applicable	None	A	80	Presence detection	Floor 0m	See Guidance Notes	Not Applicable	
Multi Disciplinary Work Areas	25	18	Radiant Panels	TRV Remote Head Adj.	Yes	Comfort Cooled Fresh Air	Central Supply and Extract	6	4	Positive	G4	43	Not Applicable	300	Not Applicable	1000	A	80	Switch	Desk 0.75 to 0.85m	See Guidance Notes	Not Applicable	
Open Plan Office	25	18	Radiant Panels	TRV Remote Head Adj.	Yes	Comfort Cooled Fresh Air	Central Supply and Extract	6	4	Positive	G4	43	Not Applicable	300	Not Applicable	None	A	80	Switch	Desk 0.75 to 0.85m	See Guidance Notes	Not Applicable	
Equipment Decontamination	28	18	Radiant Panels	TRV Remote Head Adj.	Yes	Comfort Cooled Fresh Air	Central Supply Air	6	0	Positive	G4	43	41	200	Not Applicable	None	A	80	Presence detection	General working plane 1m	See Guidance Notes	Not Applicable	
Circulation Phone Both	28	19	Radiant Panels	TRV Remote Head Adj.	No	None	Central Supply and Extract	0	0	Balanced	G4	43	41	200	Not Applicable	None	A	80	Switch / Dimmer	Desk 0.75 to 0.85m	See Guidance Notes	Not Applicable	
Recovery Bay / Recovery Room	28	20	Radiant Panels	TRV Remote Head Adj.	Yes	Comfort Cooled Fresh Air	Central Supply and Extract	4	0	Positive	G4	43	41	500	Not Applicable	1000	A	80	Switch / Dimmer	Bed / Trolley 1.45m	See Guidance Notes	Not Applicable	
Isolation Bedroom En-suite	25	18	Adjacent Space Transfer Air	None	No	None	HBN4 Dependant	HBN4 Dependant	HBN4 Dependant	Balanced	None	43	41	200	200	None	A	80	Presence detection	Floor 0m	See Guidance Notes	1	
IPS Room	Manufacturer Dependant	Manufacturer Dependant	Adjacent Space Transfer Air	None	No	None	None	0	3	Negative	None	43	Not Applicable	200	Not Applicable	None	A	80	Switch	Floor 0m	See Guidance Notes	Not Applicable	

Dept Code	Dept Name	Department Sub Group	Room Name	Qty	Area (m2)	Room Function	Temperature		Heating		Cooling Present	Cooling Type	Ventilation			Safety temperatures		Safety Notes	Lighting			Notes	Medical Location Group						
							Design Maximum deg C	Design Minimum deg C	Type	Control			Type	Supply ach/hr	Extract ach/hr	Relative Pressure	Min Filtration		Surface deg C	Water deg C	Normal lux			Night lux	Local lux	Standby Grade	Colour Rendering	Control	Plane
A1	Emergency Department	Entrance, Reception & Waiting	Main Entrance Draught Lobby	2	10.0	Circulation Areas - Entrance Lobby	28	Not Controlled	Warm Air Door Curtain	BMS Adjustable Sensor	No	None	None	0	0	Balanced	None	Not Applicable	0	200	Not Applicable	None	A	80	Presence detection	Floor 0m	See Guidance Notes	Not Applicable	
			Parking Bay: 6 wheelchairs	1	4.0	Circulation Equipment Storage Bays	28	16	Adjacent Space Transfer Air	None	No	None	None	0	3	Negative	None	43	Not Applicable	0	200	Not Applicable	None	A	80	Presence detection	Floor 0m	See Guidance Notes	Not Applicable
			Parking Bay: 3 accident trolleys & 3 wheelchairs	1	12.0	Circulation Equipment Storage Bays	28	16	Adjacent Space Transfer Air	None	No	None	None	0	3	Negative	None	43	Not Applicable	0	200	Not Applicable	None	A	80	Presence detection	Floor 0m	See Guidance Notes	Not Applicable
			Reception: 2 staff	1	16.0	Reception	28	18	Radiant Panels	TRV Remote Head Adj.	Yes	Comfort Cooled Fresh Air	Central Supply Air	3	0	Positive	G4	43	Not Applicable	0	300	Not Applicable	None	A	80	Switch	Desk 0.75 to 0.85m	See Guidance Notes	Not Applicable
			Waiting Area inc Play Area	1	63.0	Waiting Room	28	18	Radiant Panels	TRV Remote Head Adj.	Yes	Comfort Cooled Fresh Air	Central Supply and Extract	5	5	Balanced	G4	43	Not Applicable	0	300	Not Applicable	None	A	80	Switch	Floor 0m	See Guidance Notes	Not Applicable
			WC - Wheelchair accessible	2	4.5	Toilet	28	18	Adjacent Space Transfer Air	None	No	None	None	0	10	Negative	None	43	41	0	200	Not Applicable	None	A	80	Presence detection	Floor 0m	See Guidance Notes	Not Applicable
			Nappy Change	1	4.0	Toilet	28	18	Adjacent Space Transfer Air	None	No	None	None	0	10	Negative	None	43	41	0	200	Not Applicable	None	A	80	Presence detection	Floor 0m	See Guidance Notes	Not Applicable
			Baby/Infant Feeding Room	1	4.0	Baby Feeding Room / Nappy Change	25	18	Adjacent Space Transfer Air	None	No	None	None	0	10	Negative	None	43	41	0	200	Not Applicable	None	A	80	Switch / Dimmer	Floor 0m	See Guidance Notes	Not Applicable
			Triage Room	1	16.0	Consulting Room	28	18	Radiant Panels	TRV Remote Head Adj.	Yes	Comfort Cooled Fresh Air	Central Supply and Extract	3	3	Balanced	G4	43	41	0	300	Not Applicable	1000	A	80	Switch	Bed / Trolley 1.45m	See Guidance Notes	Not Applicable
			Treatment Room: Dual Access (Mental Health)	10	16.0	Treatment Room	28	18	Radiant Panels	TRV Remote Head Adj.	Yes	Comfort Cooled Fresh Air	Central Supply Air	10	0	Positive	F7	43	41	0	500	Not Applicable	1000	A	90	Switch	Bed / Trolley 1.45m	See Guidance Notes	1
		Treatment Room: Single Access	4	14.0	Treatment Room	28	18	Radiant Panels	TRV Remote Head Adj.	Yes	Comfort Cooled Fresh Air	Central Supply Air	10	0	Positive	F7	43	41	0	500	Not Applicable	1000	A	90	Switch	Bed / Trolley 1.45m	See Guidance Notes	1	
		WC - Wheelchair accessible	2	4.5	Toilet	28	18	Adjacent Space Transfer Air	None	No	None	None	0	10	Negative	None	43	41	0	200	Not Applicable	None	A	80	Presence detection	Floor 0m	See Guidance Notes	Not Applicable	
		Plaster Suite (2 bays)	1	24.0	Consulting Room	28	18	Radiant Panels	TRV Remote Head Adj.	Yes	Comfort Cooled Fresh Air	Central Supply and Extract	3	3	Balanced	G4	43	41	0	300	Not Applicable	1000	A	80	Switch	Bed / Trolley 1.45m	See Guidance Notes	1	
		Store - Plaster	1	6.0	Storage Area Equipment	28	16	Radiant Panels	TRV Remote Head Adj.	No	None	None	0	3	Negative	None	43	Not Applicable	0	200	Not Applicable	None	A	80	Presence detection	Floor 0m	See Guidance Notes	Not Applicable	
		Staff & Communication Base	1	16.0	Cellular / Ward Offices	25	18	Radiant Panels	TRV Remote Head Adj.	Yes	Comfort Cooled Fresh Air	Central Supply and Extract	4	3	Positive	G4	43	Not Applicable	0	300	Not Applicable	None	A	80	Switch	Desk 0.75 to 0.85m	See Guidance Notes	Not Applicable	
		Supplies Base	1	10.0	Storage Area Equipment	28	16	Radiant Panels	TRV Remote Head Adj.	No	None	None	0	3	Negative	None	43	Not Applicable	0	200	Not Applicable	None	A	80	Presence detection	Floor 0m	See Guidance Notes	Not Applicable	
		Washdown Room	1	16.0	Dirty Utility	28	18	Adjacent Space Transfer Air	None	No	None	None	0	6	Negative	None	43	60	0	200	Not Applicable	None	A	80	Presence detection	Floor 0m	See Guidance Notes	Not Applicable	
		General X-Ray Room	1	33.0	Diagnostic room	25	18	Warm Air - Reheat Battery	BMS Adjustable Sensor	Yes	Comfort Cooled Fresh Air	Central Supply and Extract	8	8	Balanced	F7	43	41	0	300	Not Applicable	1000	A	80	Switch / Dimmer	General working plane 1m	See Guidance Notes	Not Applicable	
		Processing Room	1	10.0	Cellular / Ward Offices	25	18	Radiant Panels	TRV Remote Head Adj.	Yes	Comfort Cooled Fresh Air	Central Supply and Extract	4	3	Positive	G4	43	Not Applicable	0	300	Not Applicable	None	A	80	Switch	Desk 0.75 to 0.85m	See Guidance Notes	Not Applicable	
		Changing Cubicle	1	4.0	Changing Facilities	28	18	Radiant Panels	TRV Remote Head Adj.	Yes	Comfort Cooled Fresh Air	Central Supply and Extract	5	4	Positive	G4	43	41	0	100	Not Applicable	None	A	80	Presence detection	Floor 0m	See Guidance Notes	Not Applicable	
		Patient Resuscitation Facilities	Resuscitation Room: 2 places	2	50.0	Resuscitation Bay	25	21	Radiant Panels	BMS Adjustable Sensor	Yes	Comfort Cooled Fresh Air	Central Supply and Extract	10	6	Positive	G4	43	41	0	500	Not Applicable	1000	A	80	Switch	Bed / Trolley 1.45m	See Guidance Notes	2
		Distressed & Bereaved Persons Facilities	Sitting Room	1	16.0	Common room/staff room/lounge	28	18	Radiant Panels	TRV Remote Head Adj.	Yes	Comfort Cooled Fresh Air	Central Supply and Extract	6	8	Negative	G4	43	41	0	300	Not Applicable	None	A	80	Switch	Floor 0m	See Guidance Notes	Not Applicable
		WC - Wheelchair accessible	1	4.5	Toilet	28	18	Adjacent Space Transfer Air	None	No	None	None	0	10	Negative	None	43	41	0	200	Not Applicable	None	A	80	Presence detection	Floor 0m	See Guidance Notes	Not Applicable	
		Body Viewing Room	1	10.0	Body View	25	18	Radiant Panels	TRV Remote Head Adj.	Yes	Ceiling Cassette - Chilled Water	Central Supply and Extract	4	6	Negative	G4	43	Not Applicable	0	100	Not Applicable	None	A	80	Switch	Floor 0m	See Guidance Notes	Not Applicable	
		Support Facilities: Clinical	Laboratory - Near Patient Testing / Status	1	8.0	Laboratory	28	18	Radiant Panels	TRV Remote Head Adj.	Yes	Comfort Cooled Fresh Air	Central Supply and Extract	6	6	Balanced	F7	43	60	0	500	Not Applicable	None	A	80	Switch	Desk 0.75 to 0.85m	See Guidance Notes	Not Applicable
		Dirty Utility	1	11.0	Dirty Utility	28	18	Adjacent Space Transfer Air	None	No	None	None	0	6	Negative	None	43	60	0	200	Not Applicable	None	A	80	Presence detection	Floor 0m	See Guidance Notes	Not Applicable	
		Staff Support Facilities	Pantry - Staff / Patient	1	5.0	Common room/staff room/lounge	28	18	Radiant Panels	TRV Remote Head Adj.	Yes	Comfort Cooled Fresh Air	Central Supply and Extract	6	8	Negative	G4	43	41	0	300	Not Applicable	None	A	80	Switch	Floor 0m	See Guidance Notes	Not Applicable
		WC - Staff	2	3.0	Toilet	28	18	Adjacent Space Transfer Air	None	No	None	None	0	10	Negative	None	43	41	0	200	Not Applicable	None	A	80	Presence detection	Floor 0m	See Guidance Notes	Not Applicable	
		Staff Shower: ambulant	2	2.5	Bathroom	28	18	Adjacent Space Transfer Air	None	No	None	None	0	10	Negative	None	43	41	0	200	Not Applicable	None	A	80	Presence detection	Floor 0m	See Guidance Notes	Not Applicable	
		Male Staff Changing Room and Lockers: 20 places	1	11.5	Changing Facilities	28	18	Radiant Panels	TRV Remote Head Adj.	Yes	Comfort Cooled Fresh Air	Central Supply and Extract	5	4	Positive	G4	43	41	0	100	Not Applicable	None	A	80	Presence detection	Floor 0m	See Guidance Notes	Not Applicable	
		Female Staff Changing and Lockers: 20 places	1	16.0	Changing Facilities	28	18	Radiant Panels	TRV Remote Head Adj.	Yes	Comfort Cooled Fresh Air	Central Supply and Extract	5	4	Positive	G4	43	41	0	100	Not Applicable	None	A	80	Presence detection	Floor 0m	See Guidance Notes	Not Applicable	
		Beverage Bay	1	3.0	Tea Making	28	18	Adjacent Space Transfer Air	None	No	None	None	0	5	Negative	None	43	41	0	100	Not Applicable	None	A	80	Presence detection	Floor 0m	See Guidance Notes	Not Applicable	
		Consultants Office (6 Person)	1	24.6	Cellular / Ward Offices	25	18	Radiant Panels	TRV Remote Head Adj.	Yes	Comfort Cooled Fresh Air	Central Supply and Extract	4	3	Positive	G4	43	Not Applicable	0	300	Not Applicable	None	A	80	Switch	Desk 0.75 to 0.85m	See Guidance Notes	Not Applicable	
		Ward Management Office	1	9.0	Cellular / Ward Offices	25	18	Radiant Panels	TRV Remote Head Adj.	Yes	Comfort Cooled Fresh Air	Central Supply and Extract	4	3	Positive	G4	43	Not Applicable	0	300	Not Applicable	None	A	80	Switch	Desk 0.75 to 0.85m	See Guidance Notes	Not Applicable	
		Medical Staff / Audit / SECY Office	1	17.0	Cellular / Ward Offices	25	18	Radiant Panels	TRV Remote Head Adj.	Yes	Comfort Cooled Fresh Air	Central Supply and Extract	4	3	Positive	G4	43	Not Applicable	0	300	Not Applicable	None	A	80	Switch	Desk 0.75 to 0.85m	See Guidance Notes	Not Applicable	
		Interview/Meeting Room: 6 persons	1	9.0	Meeting Room	25	18	Radiant Panels	TRV Remote Head Adj.	Yes	Ceiling Cassette - Chilled Water	Central Supply and Extract	4	4	Balanced	G4	43	Not Applicable	0	300	Not Applicable	None	A	80	Switch	Desk 0.75 to 0.85m	See Guidance Notes	Not Applicable	
		Store - Equipment & Supplies	1	18.0	Storage Area Equipment	28	16	Radiant Panels	TRV Remote Head Adj.	No	None	None	0	3	Negative	None	43	Not Applicable	0	200	Not Applicable	None	A	80	Presence detection	Floor 0m	See Guidance Notes	Not Applicable	
		Linen Bay (1 Trolley)	1	1.5	Linen Bay	28	16	Adjacent Space Transfer Air	None	No	None	None	0	3	Negative	None	43	Not Applicable	0	100	Not Applicable	None	A	80	Presence detection	Floor 0m	See Guidance Notes	Not Applicable	
		Store - Stock & Sterile Supplies	1	18.0	Storage Area Equipment	28	16	Radiant Panels	TRV Remote Head Adj.	No	None	None	0	3	Negative	None	43	Not Applicable	0	200	Not Applicable	None	A	80	Presence detection	Floor 0m	See Guidance Notes	Not Applicable	
		Store - Dispensing Drugs	1	8.0	Storage Area Equipment	28	16	Radiant Panels	TRV Remote Head Adj.	No	None	None	0	3	Negative	None	43	Not Applicable	0	200	Not Applicable	None	A	80	Presence detection	Floor 0m	See Guidance Notes	Not Applicable	
		Store - Major Incident / Ambulance Equipment	1	6.0	Storage Area Equipment	28	16	Radiant Panels	TRV Remote Head Adj.	No	None	None	0	3	Negative	None	43	Not Applicable	0	200	Not Applicable	None	A	80	Presence detection	Floor 0m	See Guidance Notes	Not Applicable	
		Store - Medical Gas Cylinders	1	3.0	Storage Area Med Gas	28	16	Adjacent Space Transfer Air	None	No	Natural Ventilation	None	0	0	Balanced	None	Not Applicable	Not Applicable	0	200	Not Applicable	None	A	80	Presence detection	Floor 0m	See Guidance Notes	Not Applicable	
		Support Facilities: Miscellaneous	Disposal Hold	1	10.0	Disposal Hold	28	18	Adjacent Space Transfer Air	None	No	None	None	0	10	Negative	None	43	Not Applicable	0	100	Not Applicable	None	A	90	Switch	Bed / Trolley 1.45m	See Guidance Notes	Not Applicable
		IPS Room	1	1.1	IPS Room	Manufacturer Dependent	Manufacturer Dependent	None	None	No	None	None	0	3	Negative	None	43	Not Applicable	0	200	Not Applicable	None	A	80	Switch	Floor 0m	See Guidance Notes	Not Applicable	
		DSR	1	7.0	DSR	28	18	Adjacent Space Transfer Air	None	No	None	None	0	10	Negative	None	43	Not Applicable	0	100	Not Applicable	None	A	80	Switch	Bed / Trolley 1.45m	See Guidance Notes	Not Applicable	
A2	Paediatric Acute Receiving Unit - 34 Beds	4 Hour Observation Area (4 beds)	4 Bed Room	1	63.0	Multi-bed Wards	28	18	Radiant Panels	TRV Remote Head Adj.	Yes	Comfort Cooled Fresh Air	Central Supply Air	4	0	Positive	G4	43	41	0	100	5	300	A	80	Switch / Dimmer	Bed / Trolley 1.45m	See Guidance Notes	1
			En-suite wheelchair-accessible WC, Shower & wash	1	6.0	Bathroom	28	18	Adjacent Space Transfer Air	None	No	None	None	0	10	Negative	None	43	41	0	200	200	None	A	80	Presence detection	Floor 0m	See Guidance Notes	Not Applicable
			Single Bedroom	6	17.0	Bedroom	25	20	Radiant Panels	TRV Remote Head Adj.	Yes	Comfort Cooled Fresh Air	Central Supply Air	4	0	Positive	G4	43	41	0	100	5	300	A	80	Switch / Dimmer	Bed / Trolley 1.45m	See Guidance Notes	1
			En-suite wheelchair-accessible WC, Shower & wash	6	4.5	Bathroom	28	18	Adjacent Space Transfer Air	None	No	None	None	0	10	Negative	None	43	41	0	200	200	None	A	80	Presence detection	Floor 0m	See Guidance Notes	Not Applicable
		Seasonal Additional Capacity (6 beds)	Reception/Staff Base	1	6.0	Reception	28	18	Radiant Panels	TRV Remote Head Adj.	Yes	Comfort Cooled Fresh Air	Central Supply Air	3	0	Positive	G4	43	Not Applicable	0	300	Not Applicable	None	A	80	Switch	Desk 0.75 to 0.85m	See Guidance Notes	Not Applicable
			Touchdown Base	4	2.0	Circ																							

Dept Code	Dept Name	Department Sub Group	Room Name	Qty	Area (m2)	Room Function	Temperature		Heating		Cooling Present	Cooling Type	Ventilation				Safety temperatures		Safety Notes	Lighting					Notes	Medical Location Group				
							Design Maximum deg C	Design Minimum deg C	Type	Control			Type	Supply ac/hr	Extract ac/hr	Relative Pressure	Min Filtration	Surface deg C		Water deg C	Normal lux	Night lux	Local lux	Standby Grade			Colour Rendering	Control	Plane	
																														Control
B1	PICU and HDU's - 24 Beds	NA	Waiting Area (Visitors)	1	16.5	Waiting Room	28	18	Radiant Panels	TRV Remote Head Adj.	Yes	Comfort Cooled Fresh Air	Central Supply and Extract	5	5	Balanced	G4	43	41	0	300	Not Applicable	None	A	80	Switch	Floor 0m	See Guidance Notes	Not Applicable	
			WC - Wheelchair accessible	1	4.5	Toilet	28	18	Adjacent Space Transfer Air	None	No	None	None	Central Dirty Extract	0	10	Negative	None	43	41	0	200	Not Applicable	None	A	80	Presence detection	Floor 0m	See Guidance Notes	Not Applicable
			Public Telephone Booth	1	2.0	Circulation Phone Booth	28	18	Radiant Panels	TRV Remote Head Adj.	No	None	None	Central Supply and Extract	0	0	Balanced	G4	43	41	0	200	Not Applicable	None	A	80	Switch / Dimmer	Desk 0.75 to 0.85m	See Guidance Notes	Not Applicable
			Reception	1	7.0	Reception	28	18	Radiant Panels	TRV Remote Head Adj.	Yes	Comfort Cooled Fresh Air	Central Supply Air	3	0	Positive	G4	43	41	0	300	Not Applicable	None	A	80	Switch / Dimmer	Desk 0.75 to 0.85m	See Guidance Notes	Not Applicable	
		Data Manager & Secretarial Office	1	15.0	Cellular / Ward Offices	25	18	Radiant Panels	TRV Remote Head Adj.	Yes	Comfort Cooled Fresh Air	Central Supply and Extract	4	3	Positive	G4	43	41	0	300	Not Applicable	None	A	80	Switch	Desk 0.75 to 0.85m	See Guidance Notes	Not Applicable		
		Staff Base	1	12.0	Cellular / Ward Offices	25	18	Radiant Panels	TRV Remote Head Adj.	Yes	Comfort Cooled Fresh Air	Central Supply and Extract	4	3	Positive	G4	43	41	0	300	Not Applicable	None	A	80	Switch	Desk 0.75 to 0.85m	See Guidance Notes	Not Applicable		
		Single Bed Isolation Cubicle	2	26.0	Isolation Bedroom	25	21	Adjacent Space Transfer Air	BMS Adjustable Sensor	Yes	Comfort Cooled Fresh Air	Central Supply and Extract	4	3	Balanced	F7	43	41	0	100	5	300	A	80	Switch	Bed / Trolley 1.45m	See Guidance Notes	1		
		Gowning Lobby	2	6.0	Changing Facilities	28	18	Radiant Panels	TRV Remote Head Adj.	Yes	Comfort Cooled Fresh Air	Central Supply and Extract	5	4	Positive	G4	43	41	0	100	Not Applicable	None	A	80	Presence detection	Floor 0m	See Guidance Notes	Not Applicable		
		Single Bed Cubicle	2	26.0	Bedroom	25	20	Radiant Panels	TRV Remote Head Adj.	Yes	Comfort Cooled Fresh Air	Central Supply Air	4	0	Positive	G4	43	41	0	100	5	300	A	80	Switch / Dimmer	Bed / Trolley 1.45m	See Guidance Notes	1		
		Open Plan Bay (4 beds)	1	104.0	Multi-bed Wards	25	18	Radiant Panels	TRV Remote Head Adj.	Yes	Comfort Cooled Fresh Air	Central Supply Air	4	0	Positive	G4	43	41	0	100	5	300	A	80	Switch / Dimmer	Bed / Trolley 1.45m	See Guidance Notes	1		
		Staff Base	1	4.0	Cellular / Ward Offices	25	18	Radiant Panels	TRV Remote Head Adj.	Yes	Comfort Cooled Fresh Air	Central Supply and Extract	4	0	Positive	G4	43	41	0	300	Not Applicable	None	A	80	Switch	Desk 0.75 to 0.85m	See Guidance Notes	Not Applicable		
		Single Bed Cubicle	1	26.0	Bedroom	25	20	Radiant Panels	TRV Remote Head Adj.	Yes	Comfort Cooled Fresh Air	Central Supply Air	4	0	Positive	G4	43	41	0	100	5	300	A	80	Switch / Dimmer	Bed / Trolley 1.45m	See Guidance Notes	1		
		Single Bed Isolation Cubicle	1	26.0	Isolation Bedroom	25	21	Adjacent Space Transfer Air	BMS Adjustable Sensor	Yes	Comfort Cooled Fresh Air	Central Supply and Extract	4	0	Balanced	F7	43	41	0	100	5	300	A	80	Switch	Bed / Trolley 1.45m	See Guidance Notes	1		
		Gowning Lobby	1	6.0	Changing Facilities	28	18	Radiant Panels	TRV Remote Head Adj.	Yes	Comfort Cooled Fresh Air	Central Supply and Extract	5	4	Positive	G4	43	41	0	100	Not Applicable	None	A	80	Presence detection	Floor 0m	See Guidance Notes	Not Applicable		
		Open Plan Bay (4 beds)	1	80.0	Multi-bed Wards	25	18	Radiant Panels	TRV Remote Head Adj.	Yes	Comfort Cooled Fresh Air	Central Supply Air	4	0	Positive	G4	43	41	0	100	5	300	A	80	Switch / Dimmer	Bed / Trolley 1.45m	See Guidance Notes	1		
		Patients' Assisted Bathroom	1	14.0	Bathroom	28	18	Adjacent Space Transfer Air	None	No	None	None	Central Dirty Extract	0	10	Negative	None	43	41	0	200	200	None	A	80	Presence detection	Floor 0m	See Guidance Notes	Not Applicable	
		Staff Base	1	6.0	Cellular / Ward Offices	25	18	Radiant Panels	TRV Remote Head Adj.	Yes	Comfort Cooled Fresh Air	Central Supply and Extract	4	3	Positive	G4	43	41	0	300	Not Applicable	None	A	80	Switch	Desk 0.75 to 0.85m	See Guidance Notes	Not Applicable		
		Single Bed Cubicle	1	15.0	Bedroom	25	20	Radiant Panels	TRV Remote Head Adj.	Yes	Comfort Cooled Fresh Air	Central Supply Air	4	0	Positive	G4	43	41	0	100	5	300	A	80	Switch / Dimmer	Bed / Trolley 1.45m	See Guidance Notes	1		
		En-suite wheelchair-accessible WC, Shower & wash	1	4.5	Bathroom	28	18	Adjacent Space Transfer Air	None	No	None	None	Central Dirty Extract	0	10	Negative	None	43	41	0	200	200	None	A	80	Presence detection	Floor 0m	See Guidance Notes	Not Applicable	
		Open Plan Bay (3 cots)	1	45.0	Multi-bed Wards	25	18	Radiant Panels	TRV Remote Head Adj.	Yes	Comfort Cooled Fresh Air	Central Supply Air	4	0	Positive	G4	43	41	0	100	5	300	A	80	Switch / Dimmer	Bed / Trolley 1.45m	See Guidance Notes	1		
		Staff Base	1	4.0	Cellular / Ward Offices	25	18	Radiant Panels	TRV Remote Head Adj.	Yes	Comfort Cooled Fresh Air	Central Supply and Extract	4	3	Positive	G4	43	41	0	300	Not Applicable	None	A	80	Switch	Desk 0.75 to 0.85m	See Guidance Notes	Not Applicable		
		Single Cot Cubicle	1	26.0	Bedroom	25	20	Radiant Panels	TRV Remote Head Adj.	Yes	Comfort Cooled Fresh Air	Central Supply Air	4	0	Positive	G4	43	41	0	100	5	300	A	80	Switch / Dimmer	Bed / Trolley 1.45m	See Guidance Notes	1		
		Single Bed Isolation Cubicle	1	26.0	Isolation Bedroom	25	21	Adjacent Space Transfer Air	BMS Adjustable Sensor	Yes	Comfort Cooled Fresh Air	Central Supply and Extract	4	0	Balanced	F7	43	41	0	100	5	300	A	80	Switch	Bed / Trolley 1.45m	See Guidance Notes	1		
		Gowning Lobby	1	6.0	Isolation Lobby	25	18	Warm Air - Reheat Battery	BMS Adjustable Sensor	Yes	Comfort Cooled Fresh Air	Central Supply and Extract	4	0	Balanced	F7	43	41	0	200	Not Applicable	None	A	80	Presence detection	Floor 0m	See Guidance Notes	Not Applicable		
		Open Plan Bay (4 beds)	1	104.0	Multi-bed Wards	25	18	Radiant Panels	TRV Remote Head Adj.	Yes	Comfort Cooled Fresh Air	Central Supply Air	4	0	Positive	G4	43	41	0	100	5	300	A	80	Switch / Dimmer	Bed / Trolley 1.45m	See Guidance Notes	1		
		Clean Utility	1	18.0	Clean Utility	28	18	Radiant Panels	TRV Remote Head Adj.	Yes	Comfort Cooled Fresh Air	Central Supply Air	6	0	Positive	G4	43	41	0	150	Not Applicable	None	A	80	Presence detection	General working plane 1m	See Guidance Notes	Not Applicable		
		Clean Utility	1	8.0	Clean Utility	28	18	Radiant Panels	TRV Remote Head Adj.	Yes	Comfort Cooled Fresh Air	Central Supply Air	6	0	Positive	G4	43	41	0	150	Not Applicable	None	A	80	Presence detection	General working plane 1m	See Guidance Notes	Not Applicable		
		Clean Utility	1	8.0	Clean Utility	28	18	Radiant Panels	TRV Remote Head Adj.	Yes	Comfort Cooled Fresh Air	Central Supply Air	6	0	Positive	G4	43	41	0	150	Not Applicable	None	A	80	Presence detection	General working plane 1m	See Guidance Notes	Not Applicable		
		Dirty Utility	1	19.0	Dirty utility	28	18	Adjacent Space Transfer Air	None	No	None	None	Central Dirty Extract	0	6	Negative	None	43	60	0	200	Not Applicable	None	A	80	Presence detection	Floor 0m	See Guidance Notes	Not Applicable	
		Dirty Utility	1	14.0	Dirty utility	28	18	Adjacent Space Transfer Air	None	No	None	None	Central Dirty Extract	0	6	Negative	None	43	60	0	200	Not Applicable	None	A	80	Presence detection	Floor 0m	See Guidance Notes	Not Applicable	
		Laboratory	1	10.0	Laboratory	28	18	Radiant Panels	TRV Remote Head Adj.	Yes	Comfort Cooled Fresh Air	Central Supply and Extract	6	6	Balanced	F7	43	60	0	500	Not Applicable	None	A	80	Switch	Desk 0.75 to 0.85m	See Guidance Notes	Not Applicable		
		Disposal Hold	1	10.0	Disposal Hold	28	18	Adjacent Space Transfer Air	None	No	None	None	Central Dirty Extract	0	10	Negative	None	43	41	0	100	Not Applicable	None	A	90	Switch	Bed / Trolley 1.45m	See Guidance Notes	Not Applicable	
		DSR	1	7.0	DSR	28	18	Adjacent Space Transfer Air	None	No	None	None	Central Dirty Extract	0	10	Negative	None	43	41	0	100	Not Applicable	None	A	90	Switch	Bed / Trolley 1.45m	See Guidance Notes	Not Applicable	
		Pantry / Milk Store	1	10.0	Pantry	28	18	Radiant Panels	TRV Remote Head Adj.	Yes	Comfort Cooled Fresh Air	Central Supply and Extract	6	8	Negative	G4	43	41	0	300	Not Applicable	None	A	80	Switch	Floor 0m	See Guidance Notes	Not Applicable		
		Baby/Infant Feeding Room	1	5.0	Baby Feeding Room / Nappy Change	25	18	Adjacent Space Transfer Air	None	No	None	None	Central Dirty Extract	0	10	Negative	None	43	41	0	200	Not Applicable	None	A	80	Switch / Dimmer	Floor 0m	See Guidance Notes	Not Applicable	
		Play Specialist Base & Store	1	8.0	Storage Area Equipment	28	16	Radiant Panels	TRV Remote Head Adj.	No	None	None	Central General Extract	0	3	Negative	None	43	41	0	200	Not Applicable	None	A	80	Presence detection	Floor 0m	See Guidance Notes	Not Applicable	
		WC - Staff	3	3.0	Toilet	28	18	Adjacent Space Transfer Air	None	No	None	None	Central Dirty Extract	0	10	Negative	None	43	41	0	200	Not Applicable	None	A	80	Presence detection	Floor 0m	See Guidance Notes	Not Applicable	
		Relatives' Sitting Room	1	18.5	Common room/staff room/lounge	28	18	Radiant Panels	TRV Remote Head Adj.	Yes	Comfort Cooled Fresh Air	Central Supply and Extract	6	8	Negative	G4	43	41	0	300	Not Applicable	None	A	80	Switch	Floor 0m	See Guidance Notes	Not Applicable		
		WC - Relatives	1	3.0	Toilet	28	18	Adjacent Space Transfer Air	None	No	None	None	Central Dirty Extract	0	10	Negative	None	43	41	0	200	Not Applicable	None	A	80	Presence detection	Floor 0m	See Guidance Notes	Not Applicable	
		Relative Overnight Stay Room	2	10.0	Relatives Overnight Stay	25	20	Radiant Panels	TRV Remote Head Adj.	Yes	Comfort Cooled Fresh Air	Central Supply and Extract	4	0	Positive	G4	43	41	0	100	Not Applicable	None	A	80	Switch	Bed / Trolley 1.45m	See Guidance Notes	Not Applicable		
		En-suite wheelchair-accessible WC, Shower & wash	1	6.0	Bathroom	28	18	Adjacent Space Transfer Air	None	No	None	None	Central Dirty Extract	0	10	Negative	None	43	41	0	200	200	None	A	80	Presence detection	Floor 0m	See Guidance Notes	Not Applicable	
		En-suite wheelchair-accessible WC, Shower & wash	1	4.5	Bathroom	28	18	Adjacent Space Transfer Air	None	No	None	None	Central Dirty Extract	0	10	Negative	None	43	41	0	200	200	None	A	80	Presence detection	Floor 0m	See Guidance Notes	Not Applicable	
		Quiet / Interview Room	1	9.0	Meeting Room	25	18	Radiant Panels	TRV Remote Head Adj.	Yes	Ceiling Cassette - Chilled Water	Central Supply and Extract	4	4	Balanced	G4	43	41	0	300	Not Applicable	None	A	80	Switch	Desk 0.75 to 0.85m	See Guidance Notes	Not Applicable		
		Family Interview Room	1	12.0	Meeting Room	25	18	Radiant Panels	TRV Remote Head Adj.	Yes	Ceiling Cassette - Chilled Water	Central Supply and Extract	4	4	Balanced	G4	43	41	0	300	Not Applicable	None	A	80	Switch	Desk 0.75 to 0.85m	See Guidance Notes	Not Applicable		
		Bulk Supplies Store	1	55.0	Storage Area Equipment	28	16	Radiant Panels	TRV Remote Head Adj.	No	None	None	Central General Extract	0	3	Negative	None	43	41	0	200	Not Applicable	None	A	80	Presence detection	Floor 0m	See Guidance Notes	Not Applicable	
		Store - Equipment	1	40.0	Storage Area Equipment	28	16	Radiant Panels	TRV Remote Head Adj.	No	None	None	Central General Extract	0	3	Negative	None	43	41	0	200	Not Applicable	None	A	80	Presence detection	Floor 0m	See Guidance Notes	Not Applicable	
		Bed/Patient Chair / Buggy Storage	1	8.0	Storage Area Equipment	28	16	Radiant Panels	TRV Remote Head Adj.	No	None	None	Central General Extract	0	3	Negative	None	43	41	0	200	Not Applicable	None	A	80	Presence detection	Floor 0m	See Guidance Notes	Not Applicable	
		Retrieval Equipment Store	1	15.0	Storage Area Equipment	28	16	Radiant Panels	TRV Remote Head Adj.	No	None	None	Central General Extract	0	3	Negative	None	43	41	0	200	Not Applicable	None	A	80	Presence detection	Floor 0m	See Guidance Notes	Not Applicable	
		Equipment Service Room	1	24.0	Small Workshop	28	18	Radiant Panels	TRV Remote Head Adj.	No	None	None	Central Supply and Extract	4	6	Negative	G4	43	41	0	300	Not Applicable	None	A	80	Switch	Desk 0.75 to 0.85m	See Guidance Notes	Not Applicable	
		Linen Bay (1 Trolley)	2	1.5	Linen Bay	28	16	Adjacent Space																						

Dept Code	Dept Name	Department Sub Group	Room Name	Qty	Area (m2)	Room Function	Temperature		Heating		Cooling		Ventilation				Safety temperatures		Safety Notes		Lighting				Medical Location							
							Design Maximum	Design Minimum	Type	Control	Present	Type	Type	Supply	Extract	Relative Pressure	Min Filtration	Surface deg C	Water deg C	Normal lux	Night lux	Local lux	Standby lux	Colouring	Control	Plane	Notes	Group				
							deg C	deg C					achr	achr																		
C1.1	Medical Inpatients - 23 Beds	NA	Reception / Staff Base	1	3.0	Reception	28	18	Radiant Panels	TRV Remote Head Adj.	Yes	Comfort Cooled Fresh Air	Central Supply Air	3	0	Positive	G4	43	Not Applicable	0	300	Not Applicable	None	A	80	Switch	Desk 0.75 to 0.85m	See Guidance Notes	Not Applicable			
			Single Bedroom	5	17.0	Bedroom	25	20	Radiant Panels	TRV Remote Head Adj.	Yes	Comfort Cooled Fresh Air	Central Supply Air	4	0	Positive	G4	43	41	0	100	5	300	A	80	Switch / Dimmer	Bed / Trolley 1.45m	See Guidance Notes	1			
			Single Isolation Bedroom	3	17.0	Isolation Bedroom	25	21	Adjacent Space Transfer Air	BMS Adjustable Sensor	Yes	Comfort Cooled Fresh Air	HBN4 Dependent	HBN4 Dependent	HBN4 Dependent	0	7	43	41	0	100	5	300	A	80	Switch	Bed / Trolley 1.45m	See Guidance Notes	1			
			Isolation Bedroom Entrance Lobby	3	4.0	Isolation Lobby	25	18	Warm Air - Reheat Battery	BMS Adjustable Sensor	Yes	Comfort Cooled Fresh Air	HBN4 Dependent	HBN4 Dependent	HBN4 Dependent	0	F7	43	41	0	200	Not Applicable	None	A	80	Presence detection	Floor 0m	See Guidance Notes	Not Applicable			
			En-suite wheelchair-accessible WC, Shower & wash	8	4.5	Bathroom	28	18	Adjacent Space Transfer Air	None	No	None	Central Dirty Extract	0	10	Negative	None	43	41	0	200	200	None	A	80	Presence detection	Floor 0m	See Guidance Notes	Not Applicable			
			4 Bed Room	2	63.0	Multi-bed Wards	25	18	Radiant Panels	TRV Remote Head Adj.	Yes	Comfort Cooled Fresh Air	Central Supply Air	4	0	Positive	G4	43	41	0	100	5	300	A	80	Switch / Dimmer	Bed / Trolley 1.45m	See Guidance Notes	1			
			En-suite wheelchair-accessible WC, Shower & wash	2	6.0	Bathroom	28	18	Adjacent Space Transfer Air	None	No	None	Central Dirty Extract	0	10	Negative	None	43	41	0	200	200	None	A	80	Presence detection	Floor 0m	See Guidance Notes	Not Applicable			
			Single Bedroom (RHSC)	3	19.0	Bedroom	25	20	Radiant Panels	TRV Remote Head Adj.	Yes	Comfort Cooled Fresh Air	Central Supply Air	4	0	Positive	G4	43	41	0	100	5	300	A	80	Switch / Dimmer	Bed / Trolley 1.45m	See Guidance Notes	1			
			Single Isolation Bedroom (RHSC)	1	19.0	Isolation Bedroom	25	21	Adjacent Space Transfer Air	BMS Adjustable Sensor	Yes	Comfort Cooled Fresh Air	HBN4 Dependent	HBN4 Dependent	HBN4 Dependent	0	F7	43	41	0	100	5	300	A	80	Switch / Dimmer	Bed / Trolley 1.45m	See Guidance Notes	1			
			Isolation Bedroom Entrance Lobby	1	4.0	Isolation Lobby	25	18	Warm Air - Reheat Battery	BMS Adjustable Sensor	Yes	Comfort Cooled Fresh Air	HBN4 Dependent	HBN4 Dependent	HBN4 Dependent	0	F7	43	41	0	200	Not Applicable	None	A	80	Presence detection	Floor 0m	See Guidance Notes	Not Applicable			
			En-suite trolley shower	4	8.5	Bathroom	28	18	Adjacent Space Transfer Air	None	No	None	Central Dirty Extract	0	10	Negative	None	43	41	0	300	Not Applicable	None	A	80	Presence detection	Floor 0m	See Guidance Notes	Not Applicable			
			Sitting Room / Lounge	1	16.0	Common room/staff room/lounge	28	18	Radiant Panels	TRV Remote Head Adj.	Yes	Comfort Cooled Fresh Air	Central Supply and Extract	6	8	Negative	G4	43	41	0	300	Not Applicable	None	A	80	Switch	Desk 0.75 to 0.85m	See Guidance Notes	Not Applicable			
			Single Bedroom	3	17.0	Bedroom	25	20	Radiant Panels	TRV Remote Head Adj.	Yes	Comfort Cooled Fresh Air	Central Supply Air	4	0	Positive	G4	43	41	0	100	5	300	A	80	Switch / Dimmer	Bed / Trolley 1.45m	See Guidance Notes	1			
			En-suite wheelchair-accessible WC, Shower & wash	3	4.5	Bathroom	28	18	Adjacent Space Transfer Air	None	No	None	Central Dirty Extract	0	10	Negative	None	43	41	0	200	200	None	A	80	Presence detection	Floor 0m	See Guidance Notes	Not Applicable			
			Patients' Assisted Bathroom	1	14.0	Bathroom	28	18	Adjacent Space Transfer Air	None	No	None	Central Dirty Extract	0	10	Negative	None	43	41	0	200	200	None	A	80	Presence detection	Floor 0m	See Guidance Notes	Not Applicable			
			Treatment Room	1	16.0	Treatment Room	28	18	Radiant Panels	TRV Remote Head Adj.	Yes	Comfort Cooled Fresh Air	Central Supply Air	10	0	Positive	F7	43	41	0	500	Not Applicable	1000	A	90	Switch	Bed / Trolley 1.45m	See Guidance Notes	1			
			Clean Utility	1	12.0	Clean Utility	28	18	Radiant Panels	TRV Remote Head Adj.	Yes	Comfort Cooled Fresh Air	Central Supply Air	6	0	Positive	G4	43	41	0	150	Not Applicable	None	A	80	Presence detection	General working plane 1m	See Guidance Notes	Not Applicable			
			Resuscitation Trolley Bay	1	1.0	Resus Trolley bay	25	18	Radiant Panels	TRV Remote Head Adj.	Yes	Comfort Cooled Fresh Air	Central Supply Air	0	0	Balanced	None	43	Not Applicable	0	500	Not Applicable	None	A	90	Switch	Bed / Trolley 1.45m	See Guidance Notes	Not Applicable			
			Dirty Utility	1	14.0	Dirty utility	28	18	Adjacent Space Transfer Air	None	No	None	Central Dirty Extract	0	6	Negative	None	43	60	0	200	Not Applicable	None	A	80	Presence detection	Floor 0m	See Guidance Notes	Not Applicable			
			Touchdown Base	2	10.0	Cellular / Ward Offices	25	18	Radiant Panels	TRV Remote Head Adj.	Yes	Comfort Cooled Fresh Air	Central Supply and Extract	4	3	Positive	G4	43	41	0	300	Not Applicable	None	A	80	Switch	Desk 0.75 to 0.85m	See Guidance Notes	Not Applicable			
			Ward Management Office	1	9.0	Cellular / Ward Offices	25	18	Radiant Panels	TRV Remote Head Adj.	Yes	Comfort Cooled Fresh Air	Central Supply and Extract	4	3	Positive	G4	43	41	0	300	Not Applicable	None	A	80	Switch	Desk 0.75 to 0.85m	See Guidance Notes	Not Applicable			
			Multi-Disciplinary Office	1	18.0	Cellular / Ward Offices	25	18	Radiant Panels	TRV Remote Head Adj.	Yes	Comfort Cooled Fresh Air	Central Supply and Extract	4	3	Positive	G4	43	41	0	300	Not Applicable	None	A	80	Switch	Desk 0.75 to 0.85m	See Guidance Notes	Not Applicable			
			Patient Interview Room	1	9.0	Meeting Room	25	18	Radiant Panels	TRV Remote Head Adj.	Yes	Ceiling Cassette - Chilled Water	Central Supply and Extract	4	4	Balanced	G4	43	41	0	300	Not Applicable	None	A	80	Switch	Desk 0.75 to 0.85m	See Guidance Notes	Not Applicable			
			WC - Staff	2	3.0	Toilet	28	18	Adjacent Space Transfer Air	None	No	None	Central Dirty Extract	0	10	Negative	None	43	41	0	200	Not Applicable	None	A	80	Presence detection	Floor 0m	See Guidance Notes	Not Applicable			
			WC - Visitors	1	3.0	Toilet	28	18	Adjacent Space Transfer Air	None	No	None	Central Dirty Extract	0	10	Negative	None	43	41	0	200	Not Applicable	None	A	80	Presence detection	Floor 0m	See Guidance Notes	Not Applicable			
			Dining / Play Room	1	20.0	Eating/Drinking	28	18	Radiant Panels	TRV Remote Head Adj.	Yes	Comfort Cooled Fresh Air	Central Supply and Extract	4	4	Balanced	G4	43	41	0	200	Not Applicable	None	A	80	Switch	Floor 0m	See Guidance Notes	Not Applicable			
			Pantry	1	8.0	Pantry	28	18	Radiant Panels	TRV Remote Head Adj.	Yes	Comfort Cooled Fresh Air	Central Supply and Extract	6	8	Negative	G4	43	41	0	300	Not Applicable	None	A	80	Switch	Floor 0m	See Guidance Notes	Not Applicable			
			Linen Bay (1 Trolley)	2	1.5	Linen Bay	28	16	Adjacent Space Transfer Air	None	No	None	Central Supply and Extract	0	3	Negative	None	43	Not Applicable	0	100	Not Applicable	None	A	80	Presence detection	Floor 0m	See Guidance Notes	Not Applicable			
			Store - back up clothing	1	4.0	Storage Area Equipment	28	16	Radiant Panels	TRV Remote Head Adj.	No	None	Central General Extract	0	3	Negative	None	43	Not Applicable	0	200	Not Applicable	None	A	80	Presence detection	Floor 0m	See Guidance Notes	Not Applicable			
			Store - General	1	18.0	Storage Area Equipment	28	16	Radiant Panels	TRV Remote Head Adj.	No	None	Central General Extract	0	3	Negative	None	43	Not Applicable	0	200	Not Applicable	None	A	80	Presence detection	Floor 0m	See Guidance Notes	Not Applicable			
			Store - Equipment	1	10.0	Storage Area Equipment	28	16	Radiant Panels	TRV Remote Head Adj.	No	None	Central General Extract	0	3	Negative	None	43	Not Applicable	0	200	Not Applicable	None	A	80	Presence detection	Floor 0m	See Guidance Notes	Not Applicable			
			Hoist Bay	1	3.0	Storage Area Equipment	28	16	Radiant Panels	TRV Remote Head Adj.	No	None	Central General Extract	0	3	Negative	None	43	Not Applicable	0	200	Not Applicable	None	A	80	Presence detection	Floor 0m	See Guidance Notes	Not Applicable			
			Disposal Hold	1	10.0	Disposal Hold	28	18	Adjacent Space Transfer Air	None	No	None	Central Dirty Extract	0	10	Negative	None	43	Not Applicable	0	100	Not Applicable	None	A	90	Switch	Bed / Trolley 1.45m	See Guidance Notes	Not Applicable			
			Ward kitchen	1	12.0	Ward Kitchen	28	18	Adjacent Space Transfer Air	None	No	None	Central General Extract	0	6	Negative	G4	43	Not Applicable	60	0	300	Not Applicable	None	A	90	Switch	General working plane 1m	See Guidance Notes	Not Applicable		
			Mobile X-Ray/Ultrasound Bay	1	4.0	Circulation Equipment Storage Bays	28	16	Adjacent Space Transfer Air	None	No	None	Central General Extract	0	3	Negative	None	43	Not Applicable	0	200	Not Applicable	None	A	80	Presence detection	Floor 0m	See Guidance Notes	Not Applicable			
			IPS Room	1	1.8	IPS Room	28	18	Adjacent Space Transfer Air	None	No	None	None	0	3	Negative	None	43	Not Applicable	0	200	Not Applicable	None	A	80	Switch	Floor 0m	See Guidance Notes	Not Applicable			
			DSR	1	7.0	DSR	28	18	Adjacent Space Transfer Air	None	No	None	Central Dirty Extract	0	10	Negative	None	43	Not Applicable	0	100	Not Applicable	None	A	90	Switch	Bed / Trolley 1.45m	See Guidance Notes	Not Applicable			
			C1.2	Surgical Long Stay Inpatients - 15 Beds	NA	Reception / Staff Base	1	3.0	Reception	28	18	Radiant Panels	TRV Remote Head Adj.	Yes	Comfort Cooled Fresh Air	Central Supply Air	3	0	Positive	G4	43	Not Applicable	0	300	Not Applicable	None	A	80	Switch	Desk 0.75 to 0.85m	See Guidance Notes	Not Applicable
						Single Bedroom	2	17.0	Bedroom	25	20	Radiant Panels	TRV Remote Head Adj.	Yes	Comfort Cooled Fresh Air	Central Supply Air	4	0	Positive	G4	43	41	0	100	5	300	A	80	Switch / Dimmer	Bed / Trolley 1.45m	See Guidance Notes	1
						En-suite wheelchair-accessible WC, Shower & wash	2	4.5	Bathroom	28	18	Adjacent Space Transfer Air	None	No	None	Central Dirty Extract	0	10	Negative	None	43	41	0	200	200	None	A	80	Presence detection	Floor 0m	See Guidance Notes	Not Applicable
						4 Bed Room	2	63.0	Multi-bed Wards	25	18	Radiant Panels	TRV Remote Head Adj.	Yes	Comfort Cooled Fresh Air	Central Supply Air	4	0	Positive	G4	43	41	0	100	5	300	A	80	Switch / Dimmer	Bed / Trolley 1.45m	See Guidance Notes	1
						Bedroom	1	14.0	Bathroom	28	18	Adjacent Space Transfer Air	None	No	None	Central Dirty Extract	0	10	Negative	None	43	41	0	200	200	None	A	80	Presence detection	Floor 0m	See Guidance Notes	Not Applicable
						Single Bedroom (RHSC)	5	17.0	Bedroom	25	20	Radiant Panels	TRV Remote Head Adj.	Yes	Comfort Cooled Fresh Air	Central Supply Air	4	0	Positive	G4	43	41	0	100	5	300	A	80	Switch / Dimmer	Bed / Trolley 1.45m	See Guidance Notes	1
						En-suite wheelchair-accessible WC, Shower & wash	5	4.5	Bathroom	28	18	Adjacent Space Transfer Air	None	No	None	Central Dirty Extract	0	10	Negative	None	43	41	0	200	200	None	A	80	Presence detection	Floor 0m	See Guidance Notes	Not Applicable
						Discharge Lounge	1	20.0	Common room/staff room/lounge	28	18	Radiant Panels	TRV Remote Head Adj.	Yes	Comfort Cooled Fresh Air	Central Supply and Extract	6	8	Negative	G4	43	41	0	300	Not Applicable	None	A	80	Switch	Floor 0m	See Guidance Notes	Not Applicable
						Patients' Assisted Bathroom	1	14.0	Bathroom	28	18	Adjacent Space Transfer Air	None	No	None	Central Dirty Extract	0	10	Negative	None	43	41	0	200	200	None	A	80	Presence detection	Floor 0m	See Guidance Notes	Not Applicable
						Treatment Room	1	16.0	Consulting Room	28	18	Radiant Panels	TRV Remote Head Adj.	Yes	Comfort Cooled Fresh Air	Central Supply and Extract	3	3	Balanced	G4	43	41	0	300	Not Applicable	1000	A	80	Switch	Bed / Trolley 1.45m	See Guidance Notes	1
						Clean Utility	1	12.0	Clean Utility	28	18	Radiant Panels	TRV Remote Head Adj.	Yes	Comfort Cooled Fresh Air	Central Supply Air	6	0	Positive	G4	43	41	0	150	Not Applicable	None	A	80	Presence detection	General working plane 1m	See Guidance Notes	Not Applicable
						Resuscitation Trolley Bay	1	1.0	Resus Trolley bay	25	18	Radiant Panels	TRV Remote Head Adj.	Yes	Comfort Cooled Fresh Air	Central Supply Air	0	0	Balanced	None	43	Not Applicable	0	500	Not Applicable	None	A	90	Switch	Bed / Trolley 1.45m	See Guidance Notes	Not Applicable
						Dirty Utility	1	14.0	Dirty utility	28	18	Adjacent Space Transfer Air	None	No	None	Central Dirty Extract	0	6	Negative	None	43	60	0	200	Not Applicable	None	A					

Dept Code	Dept Name	Department Sub Group	Room Name	Qty	Area (m2)	Room Function	Temperature		Heating		Cooling		Cooling		Ventilation				Safety temperatures		Safety Notes				Lighting		Medical Location					
							Design Maximum	Design Minimum	Type	Control	Present	Type	Type	Supply	Extract	Relative	Min	Surface	Water	Normal	Night	Local	Standby	Colour	Control	Plane	Notes	Group				
							deg C	deg C						achr	achr	Pressure	Filtration	deg C	deg C	lux	lux	lux	Grade	Rendering								
C1.4	Haematology / Oncology Inpatients & Daycases - 17 Beds & 2 Chairs	Adolescent Beds (3)	WC - Wheelchair accessible	1	4.5	Toilet	28	18	Adjacent Space Transfer Air	None	No	None	Central Dirty Extract	0	10	Negative	None	43	41	0	200	Not Applicable	None	A	80	Presence detection	Floor 0m	See Guidance Notes	Not Applicable			
			Treatment Room / Clean Utility	1	18.0	Clean Utility	28	18	Radiant Panels	TRV Remote Head Adj.	Yes	Comfort Cooled Fresh Air	TRV Remote Head Adj.	Yes	Comfort Cooled Fresh Air	Central Supply Air	6	0	Positive	G4	43	41	0	150	Not Applicable	None	A	80	Presence detection	General working plane 1m	See Guidance Notes	Not Applicable
			Single Bedroom	3	17.0	Bedroom	25	20	Radiant Panels	TRV Remote Head Adj.	Yes	Comfort Cooled Fresh Air	TRV Remote Head Adj.	Yes	Comfort Cooled Fresh Air	Central Supply Air	4	0	Positive	G4	43	41	0	100	5	300	A	80	Switch / Dimmer	Bed / Trolley 1.45m	See Guidance Notes	1
			En-suite wheelchair-accessible WC, Shower & wash	3	4.5	Bathroom	28	18	Adjacent Space Transfer Air	None	No	None	None	Central Dirty Extract	0	10	Negative	None	43	41	0	200	200	None	A	80	Presence detection	Floor 0m	See Guidance Notes	Not Applicable		
			Kitchen/ Lounge/Social Space	1	25.0	Common room/staff room/lounge	28	18	Radiant Panels	TRV Remote Head Adj.	Yes	Comfort Cooled Fresh Air	TRV Remote Head Adj.	Yes	Comfort Cooled Fresh Air	Central Supply and Extract	6	8	Negative	G4	43	41	0	300	Not Applicable	None	A	80	Switch	Floor 0m	See Guidance Notes	Not Applicable
			Quiet Room / Study	1	10.0	Cellular / Ward Offices	25	18	Radiant Panels	TRV Remote Head Adj.	Yes	Comfort Cooled Fresh Air	TRV Remote Head Adj.	Yes	Comfort Cooled Fresh Air	Central Supply and Extract	4	3	Positive	G4	43	41	0	300	Not Applicable	None	A	80	Switch	Desk 0.75 to 0.85m	See Guidance Notes	Not Applicable
			Treatment Room	1	16.0	Consulting Room	28	18	Radiant Panels	TRV Remote Head Adj.	Yes	Comfort Cooled Fresh Air	TRV Remote Head Adj.	Yes	Comfort Cooled Fresh Air	Central Supply and Extract	3	3	Balanced	G4	43	41	0	300	Not Applicable	1000	A	80	Switch	Bed / Trolley 1.45m	See Guidance Notes	1
			Medical Staff Office	1	20.0	Cellular / Ward Offices	25	18	Radiant Panels	TRV Remote Head Adj.	Yes	Comfort Cooled Fresh Air	TRV Remote Head Adj.	Yes	Comfort Cooled Fresh Air	Central Supply Air	4	3	Positive	G4	43	41	0	300	Not Applicable	None	A	80	Presence detection	General working plane 1m	See Guidance Notes	Not Applicable
			Resuscitation Trolley Bay	1	1.0	Circulation Equipment Storage Bays	28	16	Adjacent Space Transfer Air	None	No	None	None	Central General Extract	0	3	Negative	None	43	Not Applicable	0	200	Not Applicable	None	A	80	Presence detection	Floor 0m	See Guidance Notes	Not Applicable		
			Hoist Bay	1	3.0	Circulation Equipment Storage Bays	28	16	Adjacent Space Transfer Air	None	No	None	None	Central General Extract	0	3	Negative	None	43	Not Applicable	0	200	Not Applicable	None	A	80	Presence detection	Floor 0m	See Guidance Notes	Not Applicable		
			Dirty Utility	1	14.0	Dirty Utility	28	18	Adjacent Space Transfer Air	None	No	None	None	Central Dirty Extract	0	6	Negative	None	43	60	0	200	Not Applicable	None	A	80	Presence detection	Floor 0m	See Guidance Notes	Not Applicable		
			Complementary Therapy Room	1	10.0	Consulting Room	28	18	Radiant Panels	TRV Remote Head Adj.	Yes	Comfort Cooled Fresh Air	TRV Remote Head Adj.	Yes	Comfort Cooled Fresh Air	Central Supply and Extract	3	3	Balanced	G4	43	41	0	300	Not Applicable	1000	A	80	Switch	Bed / Trolley 1.45m	See Guidance Notes	1
			Ward Management Office	1	10.0	Cellular / Ward Offices	25	18	Radiant Panels	TRV Remote Head Adj.	Yes	Comfort Cooled Fresh Air	TRV Remote Head Adj.	Yes	Comfort Cooled Fresh Air	Central Supply and Extract	4	3	Positive	G4	43	41	0	300	Not Applicable	None	A	80	Switch	Desk 0.75 to 0.85m	See Guidance Notes	Not Applicable
			Consultant Office (5 Person Microscope)	1	25.0	Cellular / Ward Offices	25	18	Radiant Panels	TRV Remote Head Adj.	Yes	Comfort Cooled Fresh Air	TRV Remote Head Adj.	Yes	Comfort Cooled Fresh Air	Central Supply and Extract	4	3	Positive	G4	43	41	0	300	Not Applicable	None	A	80	Switch	Desk 0.75 to 0.85m	See Guidance Notes	Not Applicable
			Store - General	1	20.0	Cellular / Ward Offices	25	18	Radiant Panels	TRV Remote Head Adj.	Yes	Comfort Cooled Fresh Air	TRV Remote Head Adj.	Yes	Comfort Cooled Fresh Air	Central Supply and Extract	4	3	Positive	G4	43	41	0	300	Not Applicable	None	A	80	Switch	Desk 0.75 to 0.85m	See Guidance Notes	Not Applicable
			Nursing Staff Office	1	15.0	Cellular / Ward Offices	25	18	Radiant Panels	TRV Remote Head Adj.	Yes	Comfort Cooled Fresh Air	TRV Remote Head Adj.	Yes	Comfort Cooled Fresh Air	Central Supply and Extract	4	3	Positive	G4	43	41	0	300	Not Applicable	None	A	80	Switch	Desk 0.75 to 0.85m	See Guidance Notes	Not Applicable
			Research Staff Office	1	19.0	Cellular / Ward Offices	25	18	Radiant Panels	TRV Remote Head Adj.	Yes	Comfort Cooled Fresh Air	TRV Remote Head Adj.	Yes	Comfort Cooled Fresh Air	Central Supply and Extract	4	3	Positive	G4	43	41	0	300	Not Applicable	None	A	80	Switch	Desk 0.75 to 0.85m	See Guidance Notes	Not Applicable
			Multi-Disciplinary Office	1	18.0	Cellular / Ward Offices	25	18	Radiant Panels	TRV Remote Head Adj.	Yes	Comfort Cooled Fresh Air	TRV Remote Head Adj.	Yes	Comfort Cooled Fresh Air	Central Supply and Extract	4	3	Positive	G4	43	41	0	300	Not Applicable	None	A	80	Switch	Desk 0.75 to 0.85m	See Guidance Notes	Not Applicable
			WC - Staff	2	3.0	Toilet	28	18	Adjacent Space Transfer Air	None	No	None	None	Central Dirty Extract	0	10	Negative	None	43	41	0	200	Not Applicable	None	A	80	Presence detection	Floor 0m	See Guidance Notes	Not Applicable		
			WC - Visitors	1	3.0	Toilet	28	18	Adjacent Space Transfer Air	None	No	None	None	Central Dirty Extract	0	10	Negative	None	43	41	0	200	Not Applicable	None	A	80	Presence detection	Floor 0m	See Guidance Notes	Not Applicable		
			Play Room	1	25.0	Common room/staff room/lounge	28	18	Radiant Panels	TRV Remote Head Adj.	Yes	Comfort Cooled Fresh Air	TRV Remote Head Adj.	Yes	Comfort Cooled Fresh Air	Central Supply and Extract	6	8	Negative	G4	43	41	0	300	Not Applicable	None	A	80	Switch	Floor 0m	See Guidance Notes	Not Applicable
			Pantry	1	8.0	Pantry	28	18	Radiant Panels	TRV Remote Head Adj.	Yes	Comfort Cooled Fresh Air	TRV Remote Head Adj.	Yes	Comfort Cooled Fresh Air	Central Supply and Extract	6	8	Negative	G4	43	41	0	300	Not Applicable	None	A	80	Switch	Floor 0m	See Guidance Notes	Not Applicable
			Linen Bay (1 Trolley)	1	1.5	Linen Bay	28	16	Adjacent Space Transfer Air	None	No	None	None	Central Supply and Extract	0	3	Negative	None	43	Not Applicable	0	100	Not Applicable	None	A	80	Presence detection	Floor 0m	See Guidance Notes	Not Applicable		
			Store - General	1	10.0	Storage Area Equipment	28	16	Radiant Panels	TRV Remote Head Adj.	No	None	None	Central General Extract	0	3	Negative	None	43	Not Applicable	0	200	Not Applicable	None	A	80	Presence detection	Floor 0m	See Guidance Notes	Not Applicable		
			Ward Kitchen	1	12.0	Ward Kitchen	28	18	Adjacent Space Transfer Air	None	No	Yes	Ceiling Cassette - Chilled Water	Central General Extract	0	6	Negative	G4	Not Applicable	60	0	300	Not Applicable	None	A	80	Switch	General working plane 1m	See Guidance Notes	Not Applicable		
			Store - Equipment	1	10.0	Storage Area Equipment	28	16	Radiant Panels	TRV Remote Head Adj.	No	None	None	Central General Extract	0	3	Negative	None	43	Not Applicable	0	200	Not Applicable	None	A	80	Presence detection	Floor 0m	See Guidance Notes	Not Applicable		
			Pharmacy Base	1	9.0	Consulting Room	28	18	Radiant Panels	TRV Remote Head Adj.	Yes	Comfort Cooled Fresh Air	TRV Remote Head Adj.	Yes	Comfort Cooled Fresh Air	Central Supply and Extract	3	3	Balanced	G4	43	41	0	300	Not Applicable	1000	A	80	Switch	Bed / Trolley 1.45m	See Guidance Notes	1
			Patient Interview Room	1	9.0	Meeting Room	25	18	Radiant Panels	TRV Remote Head Adj.	Yes	Ceiling Cassette - Chilled Water	Central Supply and Extract	4	4	Balanced	G4	43	41	0	300	Not Applicable	None	A	80	Switch	Desk 0.75 to 0.85m	See Guidance Notes	Not Applicable			
			C1.5	Med / Surg / Neuro / Haemo Shared Support	NA	Family Sitting Room	1	27.0	Common room/staff room/lounge	28	18	Radiant Panels	TRV Remote Head Adj.	Yes	Comfort Cooled Fresh Air	Central Supply and Extract	6	8	Negative	G4	43	41	0	300	Not Applicable	None	A	80	Switch	Floor 0m	See Guidance Notes	Not Applicable
						Breast Pump Room	1	4.0	Baby Feeding Room / Nappy Change	25	18	Adjacent Space Transfer Air	None	No	None	Central Dirty Extract	0	10	Negative	None	43	41	0	200	Not Applicable	None	A	80	Switch / Dimmer	Floor 0m	See Guidance Notes	Not Applicable
Nappy Change	1	4.0				Baby Feeding Room / Nappy Change	25	18	Adjacent Space Transfer Air	None	No	None	Central Dirty Extract	0	10	Negative	None	43	41	0	200	Not Applicable	None	A	80	Switch / Dimmer	Floor 0m	See Guidance Notes	Not Applicable			
Baby Infant / Feeding Room	1	4.0				Baby Feeding Room / Nappy Change	25	18	Adjacent Space Transfer Air	None	No	None	Central Dirty Extract	0	10	Negative	None	43	41	0	200	Not Applicable	None	A	80	Switch / Dimmer	Floor 0m	See Guidance Notes	Not Applicable			
C1.6	Adolescent Shared Accommodation	NA	WC-Wheelchair Accessible	2	4.5	Toilet	28	18	Adjacent Space Transfer Air	None	No	None	Central Dirty Extract	0	10	Negative	None	43	41	0	200	Not Applicable	None	A	80	Presence detection	Floor 0m	See Guidance Notes	Not Applicable			
			Dining / Recreation Room	1	26.0	Common room/staff room/lounge	28	18	Radiant Panels	TRV Remote Head Adj.	Yes	Comfort Cooled Fresh Air	TRV Remote Head Adj.	Yes	Comfort Cooled Fresh Air	Central Supply and Extract	6	8	Negative	G4	43	41	0	300	Not Applicable	None	A	80	Switch	Floor 0m	See Guidance Notes	Not Applicable
			Quiet Room / Study	1	10.0	Cellular / Ward Offices	25	18	Radiant Panels	TRV Remote Head Adj.	Yes	Comfort Cooled Fresh Air	TRV Remote Head Adj.	Yes	Comfort Cooled Fresh Air	Central Supply and Extract	4	3	Positive	G4	43	41	0	300	Not Applicable	None	A	80	Switch	Desk 0.75 to 0.85m	See Guidance Notes	Not Applicable
C1.7	Paediatric Neurophysiology	NA	EEG Recording Room	2	16.0	Diagnostic room	25	18	Warm Air - Reheat Battery	BMS Adjustable Sensor	Yes	Comfort Cooled Fresh Air	Central Supply and Extract	8	8	Balanced	F7	43	41	0	300	Not Applicable	1000	A	80	Switch / Dimmer	General working plane 1m	See Guidance Notes	1			
			Evoked Potential Recording Room	1	16.0	Diagnostic room	25	18	Warm Air - Reheat Battery	BMS Adjustable Sensor	Yes	Comfort Cooled Fresh Air	TRV Remote Head Adj.	Yes	Comfort Cooled Fresh Air	Central Supply and Extract	8	8	Balanced	F7	43	41	0	300	Not Applicable	1000	A	80	Switch / Dimmer	General working plane 1m	See Guidance Notes	1
			EEG Recording Room	1	15.0	Cellular / Ward Offices	25	18	Radiant Panels	TRV Remote Head Adj.	Yes	Comfort Cooled Fresh Air	TRV Remote Head Adj.	Yes	Comfort Cooled Fresh Air	Central Supply and Extract	4	3	Positive	G4	43	41	0	300	Not Applicable	None	A	80	Switch	Desk 0.75 to 0.85m	See Guidance Notes	Not Applicable
C1.8	Surgical Short Stay Inpatients - 14 Beds	Surgical Assessment Area (12 beds)	Reception Desk/Staff Base	1	3.0	Reception	28	18	Radiant Panels	TRV Remote Head Adj.	Yes	Comfort Cooled Fresh Air	Central Supply Air	3	0	Positive	G4	43	41	0	300	Not Applicable	None	A	80	Switch	Desk 0.75 to 0.85m	See Guidance Notes	Not Applicable			
			Dining / Play Room	1	15.0	Eating/Drinking	28	18	Radiant Panels	TRV Remote Head Adj.	Yes	Comfort Cooled Fresh Air	TRV Remote Head Adj.	Yes	Comfort Cooled Fresh Air	Central Supply and Extract	4	4	Balanced	G4	43	41	0	200	Not Applicable	None	A	80	Switch	Floor 0m	See Guidance Notes	Not Applicable
			Single Bedroom	4	17.0	Bedroom	28	20	Radiant Panels	TRV Remote Head Adj.	Yes	Comfort Cooled Fresh Air	TRV Remote Head Adj.	Yes	Comfort Cooled Fresh Air	Central Supply Air	4	0	Positive	G4	43	41	0	100	5	300	A	80	Switch / Dimmer	Bed / Trolley 1.45m	See Guidance Notes	1
			En-suite Shower / WC / WHB	4	4.5	Bathroom	28	18	Adjacent Space Transfer Air	None	No	None	None	Central Dirty Extract	0	10	Negative	None	43	41	0	200	200	None	A	80	Presence detection	Floor 0m	See Guidance Notes	Not Applicable		
			4 Bed Room	2	63.0	Multi-bed Wards	25	18	Radiant Panels	TRV Remote Head Adj.	Yes	Comfort Cooled Fresh Air	TRV Remote Head Adj.	Yes	Comfort Cooled Fresh Air	Central Supply Air	4	0	Positive	G4	43	41	0	100	5	300	A	80	Switch / Dimmer	Bed / Trolley 1.45m	See Guidance Notes	1
			En-suite Shower / WC / WHB	2	6.0	Bathroom	28	18	Adjacent Space Transfer Air	None	No	None	None	Central Dirty Extract	0	10	Negative	None	43	41	0	200	200	None	A	80	Presence detection	Floor 0m	See Guidance Notes	Not Applicable		
			Single Bedroom (RHSC)	2	17.0	Bedroom	25	20	Radiant Panels	TRV Remote Head Adj.	Yes	Comfort Cooled Fresh Air	TRV Remote Head Adj.	Yes	Comfort Cooled Fresh Air	Central Supply Air	4	0	Positive	G4	43	41	0	100	5	300	A	80	Switch / Dimmer	Bed / Trolley 1.45m	See Guidance Notes	1
			En-suite wheelchair-accessible WC, Shower & wash	2	4.5	Bathroom	28	18	Adjacent Space Transfer Air	None	No	None	None	Central Dirty Extract	0	10	Negative	None	43	41												

Dept Code	Dept Name	Department Sub Group	Room Name	Qty	Area (m2)	Room Function	Temperature		Heating		Cooling Present	Cooling Type	Ventilation				Safety temperatures			Safety Notes	Lighting					Notes	Medical Location Group		
							Design Maximum deg C	Design Minimum deg C	Type	Control			Type	Supply ac/hr	Extract ac/hr	Relative Pressure	Min Filtration	Surface deg C	Water deg C		Normal lux	Night lux	Local lux	Standby Grade	Colour Rendering			Control	Plane
D1	RHSC Main Outpatients Department	Support Suite A	Consult/Examination	10	15.5	Consulting Room	28	18	Radiant Panels	TRV Remote Head Adj.	Yes	Comfort Cooled Fresh Air	Central Supply and Extract	3	3	Balanced	G4	43	41	0	300	Not Applicable	1000	A	80	Switch	Bed / Trolley 1.45m	See Guidance Notes	1
			Child Protection Room	1	24.0	Consulting Room	28	18	Radiant Panels	TRV Remote Head Adj.	Yes	Comfort Cooled Fresh Air	Central Supply and Extract	3	3	Balanced	G4	43	41	0	300	Not Applicable	1000	A	80	Switch	Bed / Trolley 1.45m	See Guidance Notes	1
			Consult/Examination (Child Protection)	1	15.5	Consulting Room	28	18	Radiant Panels	TRV Remote Head Adj.	Yes	Comfort Cooled Fresh Air	Central Supply and Extract	3	3	Balanced	G4	43	41	0	300	Not Applicable	1000	A	80	Switch	Bed / Trolley 1.45m	See Guidance Notes	1
			Consult/Multi-Disciplinary Treatment Room (with prep area)	1	24.0	Consulting Room	28	18	Radiant Panels	TRV Remote Head Adj.	Yes	Comfort Cooled Fresh Air	Central Supply and Extract	3	3	Balanced	G4	43	41	0	300	Not Applicable	1000	A	80	Switch	Bed / Trolley 1.45m	See Guidance Notes	1
			Plaster Suite (3 bays)	1	16.0	Treatment Room	28	18	Radiant Panels	TRV Remote Head Adj.	Yes	Comfort Cooled Fresh Air	Central Supply Air	10	0	Positive	F7	43	41	0	500	Not Applicable	1000	A	90	Switch	Bed / Trolley 1.45m	See Guidance Notes	1
			Store: Plaster	1	40.0	Consulting Room	28	18	Radiant Panels	TRV Remote Head Adj.	Yes	Comfort Cooled Fresh Air	Central Supply and Extract	3	3	Balanced	G4	43	41	0	300	Not Applicable	1000	A	80	Switch	Bed / Trolley 1.45m	See Guidance Notes	1
			Orthotics Workshop	1	16.0	Storage Area Equipment	28	16	Radiant Panels	TRV Remote Head Adj.	No	None	Central General Extract	0	3	Negative	None	43	Not Applicable	0	200	Not Applicable	None	A	80	Presence detection	Floor 0m	See Guidance Notes	Not Applicable
			Equipment / General Store	1	6.0	Small Workshop	28	18	Radiant Panels	TRV Remote Head Adj.	No	None	Central Supply and Extract	4	6	Negative	G4	43	41	0	300	Not Applicable	None	A	80	Switch	Desk 0.75 to 0.85m	See Guidance Notes	Not Applicable
			Store Room	1	8.0	Storage Area Equipment	28	16	Radiant Panels	TRV Remote Head Adj.	No	None	Central General Extract	0	3	Negative	None	43	Not Applicable	0	200	Not Applicable	None	A	80	Presence detection	Floor 0m	See Guidance Notes	Not Applicable
			Physical Measurement	2	3.5	Storage Area Equipment	28	16	Radiant Panels	TRV Remote Head Adj.	No	None	Central General Extract	0	3	Negative	None	43	Not Applicable	0	200	Not Applicable	None	A	80	Presence detection	Floor 0m	See Guidance Notes	Not Applicable
			Infant Measuring Room	1	3.0	Consulting Room	28	18	Radiant Panels	TRV Remote Head Adj.	Yes	Comfort Cooled Fresh Air	Central Supply and Extract	3	3	Balanced	G4	43	41	0	300	Not Applicable	1000	A	80	Switch	Bed / Trolley 1.45m	See Guidance Notes	1
			Mobile Hoist Bay	1	6.0	Consulting Room	28	18	Radiant Panels	TRV Remote Head Adj.	Yes	Comfort Cooled Fresh Air	Central Supply and Extract	3	3	Balanced	G4	43	41	0	300	Not Applicable	1000	A	80	Switch	Bed / Trolley 1.45m	See Guidance Notes	1
			Circulation Equipment Storage Bays	1	3.0	Circulation Equipment Storage Bays	28	16	Adjacent Space Transfer Air	None	No	None	Central General Extract	0	3	Negative	None	43	Not Applicable	0	200	Not Applicable	None	A	80	Presence detection	Floor 0m	See Guidance Notes	Not Applicable
			Clean Utility	1	8.0	Clean Utility	28	18	Radiant Panels	TRV Remote Head Adj.	Yes	Comfort Cooled Fresh Air	Central Supply Air	6	0	Positive	G4	43	41	0	150	Not Applicable	None	A	80	Presence detection	General working plane 1m	See Guidance Notes	Not Applicable
			Dirty Utility	1	11.0	Dirty Utility	28	18	Adjacent Space Transfer Air	None	No	None	Central Dirty Extract	0	6	Negative	None	43	60	0	200	Not Applicable	None	A	80	Presence detection	Floor 0m	See Guidance Notes	Not Applicable
			DSR	1	7.0	DSR	28	18	Adjacent Space Transfer Air	None	No	None	Central Dirty Extract	0	10	Negative	None	43	Not Applicable	0	100	Not Applicable	None	A	90	Switch	Bed / Trolley 1.45m	See Guidance Notes	Not Applicable
			Disposal Hold	1	10.0	Disposal Hold	28	18	Adjacent Space Transfer Air	None	No	None	Central Dirty Extract	0	10	Negative	None	43	Not Applicable	0	100	Not Applicable	None	A	90	Switch	Bed / Trolley 1.45m	See Guidance Notes	Not Applicable
			Resuscitation Trolley Bay	1	1.0	Resuscitation Trolley Bay	28	18	Adjacent Space Transfer Air	None	No	None	Central Dirty Extract	0	10	Negative	None	43	Not Applicable	0	100	Not Applicable	None	A	90	Switch	Bed / Trolley 1.45m	See Guidance Notes	Not Applicable
			Plebotomy Room	1	8.0	Consulting Room	25	18	Radiant Panels	TRV Remote Head Adj.	Yes	Comfort Cooled Fresh Air	Central Supply Air	0	0	Balanced	None	43	Not Applicable	0	500	Not Applicable	None	A	90	Switch	Bed / Trolley 1.45m	See Guidance Notes	Not Applicable
			Specimens/ Disabled WC	1	4.5	Consulting Room	25	18	Radiant Panels	TRV Remote Head Adj.	Yes	Comfort Cooled Fresh Air	Central Supply and Extract	3	3	Balanced	G4	43	41	0	300	Not Applicable	1000	A	80	Switch	Bed / Trolley 1.45m	See Guidance Notes	1
			Linon Bay	1	1.5	Toilet	28	18	Adjacent Space Transfer Air	None	No	None	Central Dirty Extract	0	10	Negative	None	43	41	0	200	Not Applicable	None	A	80	Presence detection	Floor 0m	See Guidance Notes	Not Applicable
			Staff WC	1	8.0	Linon Bay	28	18	Adjacent Space Transfer Air	None	No	None	Central Supply and Extract	0	3	Negative	None	43	Not Applicable	0	100	Not Applicable	None	A	80	Presence detection	Floor 0m	See Guidance Notes	Not Applicable
			WC - Fully accessible changing room	2	3.0	Partry	28	18	Radiant Panels	TRV Remote Head Adj.	Yes	Comfort Cooled Fresh Air	Central Supply and Extract	6	8	Negative	G4	43	41	0	300	Not Applicable	None	A	80	Switch	Floor 0m	See Guidance Notes	Not Applicable
			Baby Infant / Feeding Room	1	7.0	Toilet	28	18	Adjacent Space Transfer Air	None	No	None	Central Dirty Extract	0	10	Negative	None	43	41	0	200	Not Applicable	None	A	80	Presence detection	Floor 0m	See Guidance Notes	Not Applicable
		Nappy Change	1	4.0	Toilet	28	18	Adjacent Space Transfer Air	None	No	None	Central Dirty Extract	0	10	Negative	None	43	41	0	200	Not Applicable	None	A	80	Presence detection	Floor 0m	See Guidance Notes	Not Applicable	
		Sub Waiting Area (incl supervised play) with Nurse Base	1	49.5	Baby Feeding Room / Nappy Change	25	18	Adjacent Space Transfer Air	None	No	None	Central Dirty Extract	0	10	Negative	None	43	41	0	200	Not Applicable	None	A	80	Switch / Dimmer	Floor 0m	See Guidance Notes	Not Applicable	
		Reception	1	3.0	Baby Feeding Room / Nappy Change	25	18	Adjacent Space Transfer Air	None	No	None	Central Dirty Extract	0	10	Negative	None	43	41	0	200	Not Applicable	None	A	80	Switch / Dimmer	Floor 0m	See Guidance Notes	Not Applicable	
		WC wheelchair accessible	2	4.5	Common room/staff room/lounge	28	18	Radiant Panels	TRV Remote Head Adj.	Yes	Comfort Cooled Fresh Air	Central Supply and Extract	6	8	Negative	G4	43	41	0	300	Not Applicable	None	A	80	Switch	Floor 0m	See Guidance Notes	Not Applicable	
		Consult/Examination (Ophthalmology)	4	15.5	Consulting Room	28	18	Radiant Panels	TRV Remote Head Adj.	Yes	Comfort Cooled Fresh Air	Central Supply and Extract	3	3	Balanced	G4	43	41	0	300	Not Applicable	1000	A	80	Switch	Bed / Trolley 1.45m	See Guidance Notes	1	
		Consult/Multi-Disciplinary Treatment Room (with prep area)	1	24.0	Consulting Room	28	18	Radiant Panels	TRV Remote Head Adj.	Yes	Comfort Cooled Fresh Air	Central Supply and Extract	3	3	Balanced	G4	43	41	0	300	Not Applicable	1000	A	80	Switch	Bed / Trolley 1.45m	See Guidance Notes	1	
		Equipment / General Store	1	8.0	Storage Area Equipment	28	16	Radiant Panels	TRV Remote Head Adj.	No	None	Central General Extract	0	3	Negative	None	43	Not Applicable	0	200	Not Applicable	None	A	80	Presence detection	Floor 0m	See Guidance Notes	Not Applicable	
		Play Therapy (inc messy play) Room	1	18.0	Common room/staff room/lounge	28	18	Radiant Panels	TRV Remote Head Adj.	Yes	Comfort Cooled Fresh Air	Central Supply and Extract	6	8	Negative	G4	43	41	0	300	Not Applicable	None	A	80	Switch	Floor 0m	See Guidance Notes	Not Applicable	
		Physical Measurement	2	3.5	Consulting Room	28	18	Radiant Panels	TRV Remote Head Adj.	Yes	Comfort Cooled Fresh Air	Central Supply and Extract	3	3	Balanced	G4	43	41	0	300	Not Applicable	1000	A	80	Switch	Bed / Trolley 1.45m	See Guidance Notes	1	
		Infant Measuring Room	1	6.0	Consulting Room	28	18	Radiant Panels	TRV Remote Head Adj.	Yes	Comfort Cooled Fresh Air	Central Supply and Extract	3	3	Balanced	G4	43	41	0	300	Not Applicable	1000	A	80	Switch	Bed / Trolley 1.45m	See Guidance Notes	1	
		Shower Room	1	5.0	Bathroom	28	18	Adjacent Space Transfer Air	None	No	None	Central Dirty Extract	0	10	Negative	None	43	41	0	200	Not Applicable	200	None	A	80	Presence detection	Floor 0m	See Guidance Notes	Not Applicable
		Mobile Hoist Bay	1	3.0	Circulation Equipment Storage Bays	28	16	Adjacent Space Transfer Air	None	No	None	Central General Extract	0	3	Negative	None	43	Not Applicable	0	200	Not Applicable	None	A	80	Presence detection	Floor 0m	See Guidance Notes	Not Applicable	
		Consult/Examination (Cleft)	2	18.0	Consulting Room	28	18	Radiant Panels	TRV Remote Head Adj.	Yes	Comfort Cooled Fresh Air	Central Supply and Extract	3	3	Balanced	G4	43	41	0	300	Not Applicable	1000	A	80	Switch	Bed / Trolley 1.45m	See Guidance Notes	1	
		Consult/Examination (ENT)	3	17.0	Consulting Room	28	18	Radiant Panels	TRV Remote Head Adj.	Yes	Comfort Cooled Fresh Air	Central Supply and Extract	3	3	Balanced	G4	43	41	0	300	Not Applicable	1000	A	80	Switch	Bed / Trolley 1.45m	See Guidance Notes	1	
		Store Room	1	1.0	Storage Area Equipment	28	16	Radiant Panels	TRV Remote Head Adj.	No	None	Central General Extract	0	3	Negative	None	43	Not Applicable	0	200	Not Applicable	None	A	80	Presence detection	Floor 0m	See Guidance Notes	Not Applicable	
		Treatment Room (with prep area)	2	16.0	Treatment Room	28	18	Radiant Panels	TRV Remote Head Adj.	Yes	Comfort Cooled Fresh Air	Central Supply Air	10	0	Positive	F7	43	41	0	500	Not Applicable	1000	A	90	Switch	Bed / Trolley 1.45m	See Guidance Notes	1	
		Clean Utility	1	8.0	Clean Utility	28	18	Radiant Panels	TRV Remote Head Adj.	Yes	Comfort Cooled Fresh Air	Central Supply Air	6	0	Positive	G4	43	41	0	150	Not Applicable	None	A	80	Presence detection	General working plane 1m	See Guidance Notes	Not Applicable	
		Dirty Utility	1	11.0	Dirty Utility	28	18	Adjacent Space Transfer Air	None	No	None	Central Dirty Extract	0	6	Negative	None	43	60	0	200	Not Applicable	None	A	80	Presence detection	Floor 0m	See Guidance Notes	Not Applicable	
		DSR	1	7.0	DSR	28	18	Adjacent Space Transfer Air	None	No	None	Central Dirty Extract	0	10	Negative	None	43	Not Applicable	0	100	Not Applicable	None	A	90	Switch	Bed / Trolley 1.45m	See Guidance Notes	Not Applicable	
		Disposal Hold	1	10.0	Disposal Hold	28	18	Adjacent Space Transfer Air	None	No	None	Central Dirty Extract	0	10	Negative	None	43	Not Applicable	0	100	Not Applicable	None	A	90	Switch	Bed / Trolley 1.45m	See Guidance Notes	Not Applicable	
		Resuscitation Trolley Bay	1	1.0	Circulation Equipment Storage Bays	28	16	Adjacent Space Transfer Air	None	No	None	Central General Extract	0	3	Negative	None	43	Not Applicable	0	200	Not Applicable	None	A	80	Presence detection	Floor 0m	See Guidance Notes	Not Applicable	
		Plebotomy Room	1	8.0	Consulting Room	28	18	Radiant Panels	TRV Remote Head Adj.	Yes	Comfort Cooled Fresh Air	Central Supply and Extract	3	3	Balanced	G4	43	41	0	300	Not Applicable	1000	A	80	Switch	Bed / Trolley 1.45m	See Guidance Notes	1	
		Linon Bay (1 Trolley)	1	1.5	Linon Bay	28	18	Adjacent Space Transfer Air	None	No	None	Central Supply and Extract	0	3	Negative	None	43	Not Applicable	0	100	Not Applicable	None	A	80	Presence detection	Floor 0m	See Guidance Notes	Not Applicable	
		Staff WC	1	3.0	Toilet	28	18	Adjacent Space Transfer Air	None	No	None	Central Dirty Extract	0	10	Negative	None	43	41	0	200	Not Applicable	None	A	80	Presence detection	Floor 0m	See Guidance Notes	Not Applicable	
		Baby Infant / Feeding Room	1	4.0	Common room/staff room/lounge	28	18	Radiant Panels	TRV Remote Head Adj.	Yes	Comfort Cooled Fresh Air	Central Supply and Extract	6	8	Negative	G4	43	41	0	300	Not Applicable	None	A	80	Switch	Floor 0m	See Guidance Notes	Not Applicable	
		Nappy Change	1	4.0	Baby Feeding Room / Nappy Change	25	18	Adjacent Space Transfer Air	None	No	None	Central Dirty Extract	0	10	Negative	None	43	41	0	200	Not Applicable	None	A	80	Switch / Dimmer	Floor 0m	See Guidance Notes	Not Applicable	
Shared (All Suites)	1	9.																											

Dept Code	Dept Name	Department Sub Group	Room Name	Qty	Area (m2)	Room Function	Temperature		Heating		Cooling Present	Cooling Type	Ventilation				Safety Notes	Lighting					Notes	Medical Location Group						
							Design Maximum deg C	Design Minimum deg C	Type	Control			Supply ac/hr	Extract ac/hr	Relative Pressure	Min Filtration		Surface deg C	Water deg C	Normal lux	Night lux	Local lux			Standby Grade	Colour Rendering	Control	Plane		
																													In line with SHTM 03-01	In line with SHTM 03-01
D4	Audiology	NA	Waiting Area	1	18.0	Waiting Room	25	18	Radiant Panels	TRV Remote Head Adj.	Yes	Comfort Cooled Fresh Air	Central Supply and Extract	5	5	Balanced	G4	43	41	0	300	Not Applicable	None	A	80	Switch	Floor 0m	See Guidance Notes	Not Applicable	
			Testing/Clinic Rooms	2	21.0	Consulting Room	25	18	Radiant Panels	TRV Remote Head Adj.	Yes	Comfort Cooled Fresh Air	Central Supply and Extract	3	3	Balanced	G4	43	41	0	300	Not Applicable	1000	A	80	Switch	Bed / Trolley 1.45m	See Guidance Notes	1	
			Obs/Control	2	8.0	Diagnostic room	25	18	Warm Air - Reheat Battery	BMS Adjustable Sensor	Yes	Comfort Cooled Fresh Air	Central Supply and Extract	8	8	Balanced	F7	43	41	0	300	Not Applicable	1000	A	80	Switch / Dimmer	General working plane 1m	See Guidance Notes	1	
			ABR Room	1	16.0	Small Workshop	28	18	Radiant Panels	TRV Remote Head Adj.	No	None	Central Supply and Extract	4	6	Negative	G4	43	41	0	300	Not Applicable	None	A	80	Switch	Desk 0.75 to 0.85m	See Guidance Notes	Not Applicable	
			Test Room	1	16.0	Small Workshop	28	18	Radiant Panels	TRV Remote Head Adj.	No	None	Central Supply and Extract	4	6	Negative	G4	43	41	0	300	Not Applicable	None	A	80	Switch	Desk 0.75 to 0.85m	See Guidance Notes	Not Applicable	
			Work Room	1	12.0	Small Workshop	28	18	Radiant Panels	TRV Remote Head Adj.	No	None	Central Supply and Extract	4	6	Negative	G4	43	41	0	300	Not Applicable	None	A	80	Switch	Desk 0.75 to 0.85m	See Guidance Notes	Not Applicable	
			Mould Room	1	9.0	Small Workshop	28	18	Radiant Panels	TRV Remote Head Adj.	No	None	Central Supply and Extract	4	6	Negative	G4	43	41	0	300	Not Applicable	None	A	80	Switch	Desk 0.75 to 0.85m	See Guidance Notes	Not Applicable	
			Store	1	15.0	Storage Area Equipment	28	16	Radiant Panels	TRV Remote Head Adj.	No	None	Central General Extract	0	3	Negative	None	43	Not Applicable	0	200	Not Applicable	None	A	80	Presence detection	Floor 0m	See Guidance Notes	Not Applicable	
			Shared Staff Office	1	32.8	Cellular / Ward Offices	25	18	Radiant Panels	TRV Remote Head Adj.	Yes	Comfort Cooled Fresh Air	Central Supply and Extract	4	3	Positive	G4	43	Not Applicable	0	300	Not Applicable	None	A	80	Switch	Desk 0.75 to 0.85m	See Guidance Notes	Not Applicable	
			D5	Paediatric Dentistry	NA	Surgeries (standard)	3	18.0	Operating Theatre Suite	25	18	Warm Air - Reheat Battery	BMS Adjustable Sensor	Yes	Comfort Cooled Fresh Air	In line with SHTM 03-01	In line with SHTM 03-01	0	F7	43	Not Applicable	0	500	Not Applicable	10,000 - 100,000	A	80	Switch	Floor 0m	See Guidance Notes
Surgery (multi-disciplinary)	1	20.0				Operating Theatre Suite	25	18	Warm Air - Reheat Battery	BMS Adjustable Sensor	Yes	Comfort Cooled Fresh Air	In line with SHTM 03-01	In line with SHTM 03-01	0	F7	43	Not Applicable	0	500	Not Applicable	10,000 - 100,000	A	80	Switch	Floor 0m	See Guidance Notes	2		
Recovery Laboratory	1	10.0				Recovery Bay / Recovery Room	28	20	Radiant Panels	TRV Remote Head Adj.	Yes	Comfort Cooled Fresh Air	Central Supply and Extract	4	0	Positive	G4	43	41	0	500	Not Applicable	1000	A	80	Switch / Dimmer	Bed / Trolley 1.45m	See Guidance Notes	1	
Clean Utility	1	10.0				Laboratory	28	18	Radiant Panels	TRV Remote Head Adj.	Yes	Comfort Cooled Fresh Air	Central Supply and Extract	6	6	Balanced	F7	43	60	0	500	Not Applicable	None	A	80	Switch	Desk 0.75 to 0.85m	See Guidance Notes	Not Applicable	
Dirty Utility	1	23.0				Clean Utility	28	18	Radiant Panels	TRV Remote Head Adj.	Yes	Comfort Cooled Fresh Air	Central Supply Air	6	0	Positive	G4	43	41	0	150	Not Applicable	None	A	80	Presence detection	General working plane 1m	See Guidance Notes	Not Applicable	
Mobile Inter-oral Storage	1	11.0				Dirty utility	28	18	Adjacent Space Transfer Air	None	No	None	Central Dirty Extract	0	6	Negative	None	43	60	0	200	Not Applicable	None	A	80	Presence detection	Floor 0m	See Guidance Notes	Not Applicable	
	1	6.0				Storage Area Equipment	28	16	Radiant Panels	TRV Remote Head Adj.	No	None	Central General Extract	0	3	Negative	None	43	Not Applicable	0	200	Not Applicable	None	A	80	Presence detection	Floor 0m	See Guidance Notes	Not Applicable	
D6	RHSC Therapies	Clinical Rooms	Rehabilitation Room (inc CV equip)	4	30.0	Bedroom	25	20	Radiant Panels	TRV Remote Head Adj.	Yes	Comfort Cooled Fresh Air	Central Supply Air	4	0	Positive	G4	43	41	0	100	5	300	A	80	Switch / Dimmer	Bed / Trolley 1.45m	See Guidance Notes	1	
			Rehabilitation Room (inc CV equip)	1	39.0	Bedroom	25	20	Radiant Panels	TRV Remote Head Adj.	Yes	Comfort Cooled Fresh Air	Central Supply Air	4	0	Positive	G4	43	41	0	100	5	300	A	80	Switch / Dimmer	Bed / Trolley 1.45m	See Guidance Notes	1	
			Changing Cubicles	2	4.0	Changing Facilities	28	18	Radiant Panels	TRV Remote Head Adj.	Yes	Comfort Cooled Fresh Air	Central Supply and Extract	5	4	Positive	G4	43	41	0	100	Not Applicable	None	A	80	Presence detection	Floor 0m	See Guidance Notes	Not Applicable	
			Standard Treatment Room	3	15.0	Consulting Room	28	18	Radiant Panels	TRV Remote Head Adj.	Yes	Comfort Cooled Fresh Air	Central Supply and Extract	3	3	Balanced	G4	43	41	0	300	Not Applicable	1000	A	80	Switch	Bed / Trolley 1.45m	See Guidance Notes	1	
			Treatment Room (OT equip)	1	20.0	Treatment Room	28	18	Radiant Panels	TRV Remote Head Adj.	Yes	Comfort Cooled Fresh Air	Central Supply Air	10	0	Positive	F7	43	41	0	500	Not Applicable	1000	A	80	Switch	Bed / Trolley 1.45m	See Guidance Notes	1	
			Infant Measuring Room	1	6.0	Consulting Room	28	18	Radiant Panels	TRV Remote Head Adj.	Yes	Comfort Cooled Fresh Air	Central Supply and Extract	3	3	Balanced	G4	43	41	0	300	Not Applicable	1000	A	80	Switch	Bed / Trolley 1.45m	See Guidance Notes	1	
			Standard Distraction Free Treatment Room	2	15.0	Consulting Room	28	18	Radiant Panels	TRV Remote Head Adj.	Yes	Comfort Cooled Fresh Air	Central Supply and Extract	3	3	Balanced	G4	43	41	0	300	Not Applicable	1000	A	80	Switch	Bed / Trolley 1.45m	See Guidance Notes	1	
			Large Distraction Free Treatment Room	1	20.0	Consulting Room	28	18	Radiant Panels	TRV Remote Head Adj.	Yes	Comfort Cooled Fresh Air	Central Supply and Extract	3	3	Balanced	G4	43	41	0	300	Not Applicable	1000	A	80	Switch	Bed / Trolley 1.45m	See Guidance Notes	1	
			Dietetic Clinic Room	2	12.0	Diagnostic room	25	18	Warm Air - Reheat Battery	BMS Adjustable Sensor	Yes	Comfort Cooled Fresh Air	Central Supply and Extract	8	8	Balanced	F7	43	41	0	300	Not Applicable	1000	A	80	Switch / Dimmer	General working plane 1m	See Guidance Notes	1	
			Splinting / Casting Room	1	18.0	Consulting Room	28	18	Radiant Panels	TRV Remote Head Adj.	Yes	Comfort Cooled Fresh Air	Central Supply and Extract	3	3	Balanced	G4	43	41	0	300	Not Applicable	1000	A	80	Switch	Bed / Trolley 1.45m	See Guidance Notes	1	
		Offices/Workstations	Management Office	1	20.5	Cellular / Ward Offices	25	18	Radiant Panels	TRV Remote Head Adj.	Yes	Comfort Cooled Fresh Air	Central Supply and Extract	4	3	Positive	G4	43	Not Applicable	0	300	Not Applicable	None	A	80	Switch	Bed / Trolley 1.45m	See Guidance Notes	Not Applicable	
			Staff Office - All specialties (39 person)	1	159.9	Cellular / Ward Offices	25	18	Radiant Panels	TRV Remote Head Adj.	Yes	Comfort Cooled Fresh Air	Central Supply and Extract	4	3	Positive	G4	43	Not Applicable	0	300	Not Applicable	None	A	80	Switch	Desk 0.75 to 0.85m	See Guidance Notes	Not Applicable	
			Meeting Room - 4 person	1	6.0	Meeting Room	25	18	Radiant Panels	TRV Remote Head Adj.	Yes	Ceiling Cassette - Chilled Water	Central Supply and Extract	4	4	Balanced	G4	43	Not Applicable	0	300	Not Applicable	None	A	80	Switch	Desk 0.75 to 0.85m	See Guidance Notes	Not Applicable	
			Meeting Room - 6 person	1	9.0	Meeting Room	25	18	Radiant Panels	TRV Remote Head Adj.	Yes	Ceiling Cassette - Chilled Water	Central Supply and Extract	4	4	Balanced	G4	43	Not Applicable	0	300	Not Applicable	None	A	80	Switch	Desk 0.75 to 0.85m	See Guidance Notes	Not Applicable	
			Dictation/ 1:1/Phone Booth	4	4.2	Cellular / Ward Offices	25	18	Radiant Panels	TRV Remote Head Adj.	Yes	Comfort Cooled Fresh Air	Central Supply and Extract	4	3	Positive	G4	43	Not Applicable	0	300	Not Applicable	None	A	80	Switch	Desk 0.75 to 0.85m	See Guidance Notes	Not Applicable	
			A&C Staff Office/Appliance Officer	1	36.9	Cellular / Ward Offices	25	18	Radiant Panels	TRV Remote Head Adj.	Yes	Comfort Cooled Fresh Air	Central Supply and Extract	4	3	Positive	G4	43	Not Applicable	0	300	Not Applicable	None	A	80	Switch	Desk 0.75 to 0.85m	See Guidance Notes	Not Applicable	
			WC - Staff	2	3.0	Toilet	28	18	Adjacent Space Transfer Air	None	No	None	Central Dirty Extract	0	10	Negative	None	43	41	0	200	Not Applicable	None	A	80	Presence detection	Floor 0m	See Guidance Notes	Not Applicable	
			Support Rooms	Reception	1	6.0	Reception	28	18	Radiant Panels	TRV Remote Head Adj.	Yes	Comfort Cooled Fresh Air	Central Supply Air	3	0	Positive	G4	43	Not Applicable	0	300	Not Applicable	None	A	80	Switch	Desk 0.75 to 0.85m	See Guidance Notes	Not Applicable
				Waiting Play Area	1	33.0	Waiting Room	28	18	Radiant Panels	TRV Remote Head Adj.	Yes	Comfort Cooled Fresh Air	Central Supply and Extract	5	5	Balanced	G4	43	Not Applicable	0	300	Not Applicable	None	A	80	Switch	Floor 0m	See Guidance Notes	Not Applicable
				WC - Wheelchair accessible	1	4.5	Toilet	28	18	Adjacent Space Transfer Air	None	No	None	Central Dirty Extract	0	10	Negative	None	43	41	0	200	Not Applicable	None	A	80	Presence detection	Floor 0m	See Guidance Notes	Not Applicable
		WC - assisted (large-changing)		1	12.3	Toilet	28	18	Adjacent Space Transfer Air	None	No	None	Central Dirty Extract	0	10	Negative	None	43	41	0	200	Not Applicable	None	A	80	Presence detection	Floor 0m	See Guidance Notes	Not Applicable	
		Store - OT		1	4.0	Storage Area Equipment	28	16	Radiant Panels	TRV Remote Head Adj.	No	None	Central General Extract	0	3	Negative	None	43	Not Applicable	0	200	Not Applicable	None	A	80	Presence detection	Floor 0m	See Guidance Notes	Not Applicable	
		Store - OT		1	16.5	Storage Area Equipment	28	16	Radiant Panels	TRV Remote Head Adj.	No	None	Central General Extract	0	3	Negative	None	43	Not Applicable	0	200	Not Applicable	None	A	80	Presence detection	Floor 0m	See Guidance Notes	Not Applicable	
		Store - SALT		1	8.0	Storage Area Equipment	28	16	Radiant Panels	TRV Remote Head Adj.	No	None	Central General Extract	0	3	Negative	None	43	Not Applicable	0	200	Not Applicable	None	A	80	Presence detection	Floor 0m	See Guidance Notes	Not Applicable	
		Store - Dietetic		1	8.0	Storage Area Equipment	28	16	Radiant Panels	TRV Remote Head Adj.	No	None	Central General Extract	0	3	Negative	None	43	Not Applicable	0	200	Not Applicable	None	A	80	Presence detection	Floor 0m	See Guidance Notes	Not Applicable	
		Store - Dietetic		1	1.0	Storage Area Equipment	28	16	Radiant Panels	TRV Remote Head Adj.	No	None	Central General Extract	0	3	Negative	None	43	Not Applicable	0	200	Not Applicable	None	A	80	Presence detection	Floor 0m	See Guidance Notes	Not Applicable	
		Store - Dietetic		1	1.5	Storage Area Equipment	28	16	Radiant Panels	TRV Remote Head Adj.	No	None	Central General Extract	0	3	Negative	None	43	Not Applicable	0	200	Not Applicable	None	A	80	Presence detection	Floor 0m	See Guidance Notes	Not Applicable	
		Store - Physio	1	4.0	Storage Area Equipment	28	16	Radiant Panels	TRV Remote Head Adj.	No	None	Central General Extract	0	3	Negative	None	43	Not Applicable	0	200	Not Applicable	None	A	80	Presence detection	Floor 0m	See Guidance Notes	Not Applicable		
		Store - Physio	1	4.0	Storage Area Equipment	28	16	Radiant Panels	TRV Remote Head Adj.	No	None	Central General Extract	0	3	Negative	None	43	Not Applicable	0	200	Not Applicable	None	A	80	Presence detection	Floor 0m	See Guidance Notes	Not Applicable		
		Store - Physio	1	24.5	Storage Area Equipment	28	16	Radiant Panels	TRV Remote Head Adj.	No	None	Central General Extract	0	3	Negative	None	43	Not Applicable	0	200	Not Applicable	None	A	80	Presence detection	Floor 0m	See Guidance Notes	Not Applicable		
Store - Physio	1	8.5	Storage Area Equipment	28	16	Radiant Panels	TRV Remote Head Adj.	No	None	Central General Extract	0	3	Negative	None	43	Not Applicable	0	200	Not Applicable	None	A	80	Presence detection	Floor 0m	See Guidance Notes	Not Applicable				
Store - Physio	1	6.0	Storage Area Equipment	28	16	Radiant Panels	TRV Remote Head Adj.	No	None	Central General Extract	0	3	Negative	None	43	Not Applicable	0	200	Not Applicable	None	A	80	Presence detection	Floor 0m	See Guidance Notes	Not Applicable				
Store - Physio	1	3.5	Storage Area Equipment	28	16	Radiant Panels	TRV Remote Head Adj.	No	None	Central General Extract	0	3	Negative	None	43	Not Applicable	0	200	Not Applicable	None	A	80	Presence detection	Floor 0m	See Guidance Notes	Not Applicable				
Store - Physio	1</																													

Dept Code	Dept Name	Department Sub Group	Room Name	Qty	Area (m2)	Room Function	Temperature		Heating		Cooling Present	Cooling Type	Ventilation				Safety temperatures		Safety Notes	Lighting					Notes	Medical Location Group						
							Design Maximum deg C	Design Minimum deg C	Type	Control			Type	Supply ac/hr	Extract ac/hr	Relative Pressure	Min Filtration	Surfaces deg C		Water deg C	Normal lux	Night lux	Local lux	Standby Grade			Colour Rendering	Control	Plane			
D9	Medical Day Care Unit - 5 Beds	NA	Reception: 2 staff Office and Storage 2 staff	1	3.0	Reception	25	18	Radiant Panels	TRV Remote Head Adj.	Yes	Comfort Cooled Fresh Air	Central Supply Air	3	0	Positive	G4	43	Not Applicable	0	300	Not Applicable	None	A	80	Switch	Desk 0.75 to 0.85m	See Guidance Notes	Not Applicable			
			Cellular / Ward Offices	1	12.0	Cellular / Ward Offices	25	18	Radiant Panels	TRV Remote Head Adj.	Yes	Comfort Cooled Fresh Air	Central Supply and Extract	4	3	Positive	G4	43	Not Applicable	0	300	Not Applicable	None	A	80	Switch	Desk 0.75 to 0.85m	See Guidance Notes	Not Applicable			
			Waiting Area	1	12.0	Waiting Room	28	18	Radiant Panels	TRV Remote Head Adj.	Yes	Comfort Cooled Fresh Air	Central Supply and Extract	5	5	Balanced	G4	43	Not Applicable	0	300	Not Applicable	None	A	80	Switch	Floor 0m	See Guidance Notes	Not Applicable			
			Waiting Play Area	1	20.0	Waiting Room	28	18	Radiant Panels	TRV Remote Head Adj.	Yes	Comfort Cooled Fresh Air	Central Supply and Extract	5	5	Balanced	G4	43	Not Applicable	0	300	Not Applicable	None	A	80	Switch	Floor 0m	See Guidance Notes	Not Applicable			
			WC - Wheelchair accessible	1	4.5	Toilet	28	18	Adjacent Space Transfer Air	None	No	None	Central Dirty Extract	0	10	Negative	None	43	41	0	200	Not Applicable	None	A	80	Presence detection	Floor 0m	See Guidance Notes	Not Applicable			
			Touchdown Base	1	2.0	Cellular / Ward Offices	25	18	Radiant Panels	TRV Remote Head Adj.	Yes	Comfort Cooled Fresh Air	Central Supply and Extract	4	3	Positive	G4	43	Not Applicable	0	300	Not Applicable	None	A	80	Switch	Desk 0.75 to 0.85m	See Guidance Notes	Not Applicable			
			Multi Bed Room: day care, 3 beds WC - Wheelchair accessible	1	40.5	Multi-bed Wards	25	18	Radiant Panels	TRV Remote Head Adj.	Yes	Comfort Cooled Fresh Air	Central Supply Air	4	0	Positive	G4	43	41	0	100	5	300	A	80	Switch / Dimmer	Bed / Trolley 1.45m	See Guidance Notes	1			
			Single Bedroom	1	4.5	Toilet	28	18	Adjacent Space Transfer Air	None	No	None	Central Dirty Extract	0	10	Negative	None	43	41	0	200	Not Applicable	None	A	80	Presence detection	Floor 0m	See Guidance Notes	Not Applicable			
			En Suite WC / WHB	2	17.0	Bedroom	25	20	Radiant Panels	TRV Remote Head Adj.	Yes	Comfort Cooled Fresh Air	Central Supply Air	4	0	Positive	G4	43	41	0	100	5	300	A	80	Switch / Dimmer	Bed / Trolley 1.45m	See Guidance Notes	1			
			Patient Treatment Lounge	2	4.5	Toilet	28	18	Adjacent Space Transfer Air	None	No	None	Central Dirty Extract	0	10	Negative	None	43	41	0	200	Not Applicable	None	A	80	Presence detection	Floor 0m	See Guidance Notes	Not Applicable			
			Consult/Examination Treatment Room	1	32.4	Common room/staff room/lounge	28	18	Radiant Panels	TRV Remote Head Adj.	Yes	Comfort Cooled Fresh Air	Central Supply and Extract	6	8	Negative	G4	43	41	0	300	Not Applicable	None	A	80	Switch	Floor 0m	See Guidance Notes	Not Applicable			
			Parking Bay: 1 patient trolley/whch	1	15.5	Consulting Room	28	18	Radiant Panels	TRV Remote Head Adj.	Yes	Comfort Cooled Fresh Air	Central Supply and Extract	3	3	Balanced	G4	43	41	0	300	Not Applicable	1000	A	80	Switch	Bed / Trolley 1.45m	See Guidance Notes	1			
			Interview, Counseling & Quiet Room	1	16.0	Treatment Room	28	18	Radiant Panels	TRV Remote Head Adj.	Yes	Comfort Cooled Fresh Air	Central Supply Air	10	0	Positive	F7	43	41	0	500	Not Applicable	1000	A	90	Switch	Bed / Trolley 1.45m	See Guidance Notes	1			
			WC - Staff	1	9.0	Circulation Equipment Storage Bays	28	16	Adjacent Space Transfer Air	None	No	None	Central General Extract	0	3	Negative	None	43	Not Applicable	0	200	Not Applicable	None	A	80	Presence detection	Floor 0m	See Guidance Notes	Not Applicable			
			Pantry	1	3.0	Meeting Room	25	18	Radiant Panels	TRV Remote Head Adj.	Yes	Ceiling Cassette - Chilled Water	Central Supply and Extract	4	4	Balanced	G4	43	Not Applicable	0	300	Not Applicable	None	A	80	Switch	Desk 0.75 to 0.85m	See Guidance Notes	Not Applicable			
			Ward Management Office	1	8.0	Toilet	28	18	Adjacent Space Transfer Air	None	No	None	Central Dirty Extract	0	10	Negative	None	43	41	0	200	Not Applicable	None	A	80	Presence detection	Floor 0m	See Guidance Notes	Not Applicable			
			Resuscitation Trolley Bay	1	9.0	Pantry	28	18	Radiant Panels	TRV Remote Head Adj.	Yes	Comfort Cooled Fresh Air	Central Supply and Extract	6	8	Negative	G4	43	41	0	300	Not Applicable	None	A	80	Switch	Floor 0m	See Guidance Notes	Not Applicable			
			Clean Utility	1	1.0	Cellular / Ward Offices	25	18	Radiant Panels	TRV Remote Head Adj.	Yes	Comfort Cooled Fresh Air	Central Supply and Extract	4	3	Positive	G4	43	Not Applicable	0	300	Not Applicable	None	A	80	Switch	Desk 0.75 to 0.85m	See Guidance Notes	Not Applicable			
			Dirty Utility	1	12.0	Resus Trolley bay	25	18	Radiant Panels	TRV Remote Head Adj.	Yes	Comfort Cooled Fresh Air	Central Supply Air	0	0	Balanced	None	43	Not Applicable	0	500	Not Applicable	None	A	90	Switch	Bed / Trolley 1.45m	See Guidance Notes	Not Applicable			
			Store - General	1	8.0	Clean Utility	28	18	Radiant Panels	TRV Remote Head Adj.	Yes	Comfort Cooled Fresh Air	Central Supply Air	6	0	Positive	G4	43	41	0	150	Not Applicable	None	A	80	Presence detection	General working plane 1m	See Guidance Notes	Not Applicable			
			Disposal Hold	1	1.5	Dirty Utility	28	18	Adjacent Space Transfer Air	None	No	None	Central Dirty Extract	0	6	Negative	None	43	60	0	200	Not Applicable	None	A	80	Presence detection	Floor 0m	See Guidance Notes	Not Applicable			
			Physical Measurement	1	10.0	Storage Area Equipment	28	16	Radiant Panels	TRV Remote Head Adj.	No	None	Central General Extract	0	3	Negative	None	43	Not Applicable	0	200	Not Applicable	None	A	80	Presence detection	Floor 0m	See Guidance Notes	Not Applicable			
						Linen Bay	1	1.5	Adjacent Space Transfer Air	None	No	None	Central Supply and Extract	0	3	Negative	None	43	Not Applicable	0	100	Not Applicable	None	A	80	Presence detection	Floor 0m	See Guidance Notes	Not Applicable			
						Disposal Hold	1	10.0	Adjacent Space Transfer Air	None	No	None	Central Dirty Extract	0	10	Negative	None	43	Not Applicable	0	100	Not Applicable	None	A	90	Switch	Bed / Trolley 1.45m	See Guidance Notes	Not Applicable			
						Consulting Room	1	3.5	Radiant Panels	TRV Remote Head Adj.	Yes	Comfort Cooled Fresh Air	Central Supply and Extract	3	3	Balanced	G4	43	41	0	300	Not Applicable	1000	A	80	Switch	Bed / Trolley 1.45m	See Guidance Notes	1			
			D10	Ambulatory Care Shared Support	NA	Staff Room	1	48.0	Common room/staff room/lounge	28	18	Radiant Panels	TRV Remote Head Adj.	Yes	Comfort Cooled Fresh Air	Central Supply and Extract	6	8	Negative	G4	43	41	0	300	Not Applicable	None	A	80	Switch	Floor 0m	See Guidance Notes	Not Applicable
						Reception Desk/Staff Base	1	3.0	Reception	28	18	Radiant Panels	TRV Remote Head Adj.	Yes	Comfort Cooled Fresh Air	Central Supply Air	3	0	Positive	G4	43	Not Applicable	0	300	Not Applicable	None	A	80	Switch	Desk 0.75 to 0.85m	See Guidance Notes	Not Applicable
						Dining / Play Room	1	15.0	Eating/Drinking	28	18	Radiant Panels	TRV Remote Head Adj.	Yes	Comfort Cooled Fresh Air	Central Supply and Extract	4	4	Balanced	G4	43	41	0	200	Not Applicable	None	A	80	Switch	Floor 0m	See Guidance Notes	Not Applicable
						Single Bedroom	4	17.0	Bedroom	25	20	Radiant Panels	TRV Remote Head Adj.	Yes	Comfort Cooled Fresh Air	Central Supply Air	4	0	Positive	G4	43	41	0	100	5	300	A	80	Switch / Dimmer	Bed / Trolley 1.45m	See Guidance Notes	1
						En-suite Shower / WC / WHB	4	4.5	Bathroom	28	18	Adjacent Space Transfer Air	None	No	None	Central Dirty Extract	0	10	Negative	None	43	41	0	200	200	None	A	80	Presence detection	Floor 0m	See Guidance Notes	Not Applicable
						4 Bed Room	2	63.0	Multi-bed Wards	25	18	Radiant Panels	TRV Remote Head Adj.	Yes	Comfort Cooled Fresh Air	Central Supply Air	4	0	Positive	G4	43	41	0	100	5	300	A	80	Switch / Dimmer	Bed / Trolley 1.45m	See Guidance Notes	1
						En-suite Shower / WC / WHB	2	6.0	Bathroom	28	18	Adjacent Space Transfer Air	None	No	None	Central Dirty Extract	0	10	Negative	None	43	41	0	200	200	None	A	80	Presence detection	Floor 0m	See Guidance Notes	Not Applicable
						Single Bedroom En-suite wheelchair-accessible WC, Shower & wash Bath / WC / Washing Treatment Room	2	17.0	Bedroom	25	20	Radiant Panels	TRV Remote Head Adj.	Yes	Comfort Cooled Fresh Air	Central Supply Air	4	0	Positive	G4	43	41	0	100	5	300	A	80	Switch / Dimmer	Bed / Trolley 1.45m	See Guidance Notes	1
						Ward Management Office	1	9.0	Cellular / Ward Offices	25	18	Radiant Panels	TRV Remote Head Adj.	Yes	Comfort Cooled Fresh Air	Central Supply and Extract	4	3	Positive	G4	43	Not Applicable	0	300	Not Applicable	None	A	80	Switch	Desk 0.75 to 0.85m	See Guidance Notes	Not Applicable
						Touchdown Base	1	2.0	Cellular / Ward Offices	25	18	Radiant Panels	TRV Remote Head Adj.	Yes	Comfort Cooled Fresh Air	Central Supply and Extract	4	3	Positive	G4	43	Not Applicable	0	300	Not Applicable	None	A	80	Switch	Desk 0.75 to 0.85m	See Guidance Notes	Not Applicable
Staff WC	1	3.0				Toilet	28	18	Adjacent Space Transfer Air	None	No	None	Central Dirty Extract	0	10	Negative	None	43	41	0	200	Not Applicable	None	A	80	Presence detection	Floor 0m	See Guidance Notes	Not Applicable			
WC - Visitors	1	3.0				Toilet	28	18	Adjacent Space Transfer Air	None	No	None	Central Dirty Extract	0	10	Negative	None	43	41	0	200	Not Applicable	None	A	80	Presence detection	Floor 0m	See Guidance Notes	Not Applicable			
Clean Utility	1	12.0				Clean Utility	28	18	Radiant Panels	TRV Remote Head Adj.	Yes	Comfort Cooled Fresh Air	Central Supply Air	6	0	Positive	G4	43	41	0	150	Not Applicable	None	A	80	Presence detection	General working plane 1m	See Guidance Notes	Not Applicable			
Dirty Utility	1	14.0				Dirty utility	28	18	Adjacent Space Transfer Air	None	No	None	Central Dirty Extract	0	6	Negative	None	43	60	0	200	Not Applicable	None	A	80	Presence detection	Floor 0m	See Guidance Notes	Not Applicable			
Pantry	1	8.0				Pantry	28	18	Radiant Panels	TRV Remote Head Adj.	Yes	Comfort Cooled Fresh Air	Central Supply and Extract	6	8	Negative	G4	43	41	0	300	Not Applicable	None	A	80	Switch	Floor 0m	See Guidance Notes	Not Applicable			
Resus Trolley Bay	1	1.0				Resus Trolley bay	25	18	Radiant Panels	TRV Remote Head Adj.	Yes	Comfort Cooled Fresh Air	Central Supply Air	0	0	Balanced	None	43	Not Applicable	0	500	Not Applicable	None	A	90	Switch	Bed / Trolley 1.45m	See Guidance Notes	Not Applicable			
Linen Bay	1	1.5				Linen Bay	28	16	Adjacent Space Transfer Air	None	No	None	Central Supply and Extract	0	3	Negative	None	43	Not Applicable	0	100	Not Applicable	None	A	80	Presence detection	Floor 0m	See Guidance Notes	Not Applicable			
Store - General	1	10.0				Storage Area Equipment	28	16	Radiant Panels	TRV Remote Head Adj.	No	None	Central General Extract	0	3	Negative	None	43	Not Applicable	0	200	Not Applicable	None	A	80	Presence detection	Floor 0m	See Guidance Notes	Not Applicable			
Store - Equipment	1	10.0				Storage Area Equipment	28	16	Radiant Panels	TRV Remote Head Adj.	No	None	Central General Extract	0	3	Negative	None	43	Not Applicable	0	200	Not Applicable	None	A	80	Presence detection	Floor 0m	See Guidance Notes	Not Applicable			
DSR	1	7.0				DSR	28	18	Adjacent Space Transfer Air	None	No	None	Central Dirty Extract	0	10	Negative	None	43	Not Applicable	0	100	Not Applicable	None	A	90	Switch	Bed / Trolley 1.45m	See Guidance Notes	Not Applicable			

- Notes
- a) Linen Bay recess to be treated as part of room.
 - b) Mobile Equipment Bay Recess to be treated as part of room
 - c) Resus Trolley Area Recess to be treated as part of room
 - d) Consult Exam Room - note 10ac/hr not allowed for unless room title listed as Treatment Room.
 - e) Reception & Waiting Combined
 - f) Internal Temperatures should not exceed 28 deg C (db) for more than 50hrs per year
 - g) Offices assumed to have operable windows without 100mm restrictors for natural ventilation .
 - h) Staff Rest assumed to have operable windows without 100mm restrictors for natural ventilation and occupancy factor of 0.8.

Dept Code	Dept Name	Department Sub Group	Room Name	Qty	Area (m2)	Room Function	Temperature		Heating		Cooling Present	Cooling Type	Ventilation				Safety temperatures		Safety Notes	Lighting					Notes	Medical Location Group			
							Design Maximum deg C	Design Minimum deg C	Type	Control			Type	Supply ac/hr	Extract ac/hr	Relative Pressure	Min Filtration	Surface deg C		Water deg C	Normal lux	Night lux	Local lux	Standby Grade			Colour Rendering	Control	Plane
E1	Pod	RHSC OPD Entrance	RHSC OPD Reception	1	10.0	Reception	28	18	Radiant Panels	TRV Remote Head Adj.	Yes	Comfort Cooled Fresh Air	Central Supply Air	3	0	Positive	G4	43	Not Applicable	0	300	Not Applicable	None	A	80	Switch	Desk 0.75 to 0.85m	See Guidance Notes	Not Applicable
			RHSC OPD Main Waiting	1	15.0	Waiting Room	28	18	Radiant Panels	TRV Remote Head Adj.	Yes	Comfort Cooled Fresh Air	Central Supply and Extract	5	5	Balanced	G4	43	Not Applicable	0	300	Not Applicable	None	A	80	Switch	Floor 0m	See Guidance Notes	Not Applicable
		RHSC Consulting Suite A	RHSC OPD Suite A Sub Waiting	1	54.0	Waiting Room	28	18	Radiant Panels	TRV Remote Head Adj.	Yes	Comfort Cooled Fresh Air	Central Supply and Extract	5	5	Balanced	G4	43	Not Applicable	0	300	Not Applicable	None	A	80	Switch	Floor 0m	See Guidance Notes	Not Applicable
			Multi-Functional Activity Zone	1	297.0	Patient Accommodation Day	25	18	Radiant Panels	TRV Remote Head Adj.	Yes	Comfort Cooled Fresh Air	Central Supply Air	4	0	Positive	G4	43	41	0	100	Not Applicable	None	A	80	Switch	Bed / Trolley 1.45m	See Guidance Notes	1
		Support Facilities	WC Fully Accessible changing room	4	4.5	Toilet	28	18	Adjacent Space Transfer Air	None	No	None	Central Dirty Extract	0	10	Negative	None	43	41	0	200	Not Applicable	None	A	80	Presence detection	Floor 0m	See Guidance Notes	Not Applicable
			Wheelchair Accessible	1	3.0	Toilet	28	18	Adjacent Space Transfer Air	None	No	None	Central Dirty Extract	0	10	Negative	None	43	41	0	200	Not Applicable	None	A	80	Presence detection	Floor 0m	See Guidance Notes	Not Applicable
			WC - Ambulant	1	7.0	Toilet	28	18	Adjacent Space Transfer Air	None	No	None	Central Dirty Extract	0	10	Negative	None	43	41	0	200	Not Applicable	None	A	80	Presence detection	Floor 0m	See Guidance Notes	Not Applicable
			DSR	1	7.0	DSR	28	18	Adjacent Space Transfer Air	None	No	None	Central Dirty Extract	0	10	Negative	None	43	Not Applicable	0	100	Not Applicable	None	A	90	Switch	Bed / Trolley 1.45m	See Guidance Notes	Not Applicable

- Notes
- a) Linen Bay recess to be treated as part of room.
 - b) Mobile Equipment Bay Recess to be treated as part of room
 - c) Resusc Trolley Area Recess to be treated as part of room
 - d) Consult Exam Room - note 10ac/hr not allowed for unless room title listed as Treatment Room.
 - e) Reception & Waiting Combined
 - f) Internal Temperatures should not exceed 28 deg C (db) for more than 50hrs per year
 - g) Offices assumed to have openable windows without 100mm restrictors for natural ventilation .
 - h) Staff Rest assumed to have openable windows without 100mm restrictors for natural ventilation and occupancy factor of 0.8.

Dept Code	Dept Name	Department Sub Group	Room Name	Qty	Area (m2)	Room Function	Temperature		Heating		Cooling Present	Cooling Type	Ventilation				Safety temperatures		Safety Notes	Lighting					Notes	Medical Location Group						
							Design Maximum deg C	Design Minimum deg C	Type	Control			Type	Supply ac/hr	Extract ac/hr	Relative Pressure	Min Filtration	Surface deg C		Water deg C	Normal lux	Night lux	Local lux	Standby			Colour Rendering	Control	Plane			
F1	CAMHS - 12 Beds	ENTRANCE	Reception	1	6.0	Reception	28	18	Radiant Panels	TRV Remote Head Adj.	Yes	Comfort Cooled Fresh Air	Central Supply Air	3	0	Positive	G4	43	Not Applicable	0	300	Not Applicable	None	A	80	Switch	Desk 0.75 to 0.85m	See Guidance Notes	Not Applicable			
			Waiting Area	1	18.0	Waiting Room	28	18	Radiant Panels	TRV Remote Head Adj.	Yes	Comfort Cooled Fresh Air	Central Supply and Extract	5	5	Balanced	G4	43	Not Applicable	0	300	Not Applicable	None	A	80	Switch	Floor 0m	See Guidance Notes	Not Applicable			
		DAY PROGRAMME (Forteviot)	Group Room	1	24.0	Meeting Room	25	18	Radiant Panels	TRV Remote Head Adj.	Yes	Comfort Cooled Fresh Air	Central Supply and Extract	4	4	Balanced	G4	43	Not Applicable	0	300	Not Applicable	None	A	80	Switch	Desk 0.75 to 0.85m	See Guidance Notes	Not Applicable			
			Control / Viewing	1	10.0	Diagnostic room	25	18	Warm Air - Reheat Battery	BMS Adjustable Sensor	Yes	Comfort Cooled Fresh Air	Central Supply and Extract	8	8	Balanced	F7	43	41	0	300	Not Applicable	1000	A	80	Switch / Dimmer	General working plane 1m	See Guidance Notes	1			
			Time Out Room	1	6.0	Common room/staff room/lounge	28	18	Radiant Panels	TRV Remote Head Adj.	Yes	Comfort Cooled Fresh Air	Central Supply and Extract	6	8	Negative	G4	43	41	0	300	Not Applicable	None	A	80	Switch	Floor 0m	See Guidance Notes	Not Applicable			
			Play Room	1	24.0	Common room/staff room/lounge	28	18	Radiant Panels	TRV Remote Head Adj.	Yes	Comfort Cooled Fresh Air	Central Supply and Extract	6	8	Negative	G4	43	41	0	300	Not Applicable	None	A	80	Switch	Floor 0m	See Guidance Notes	Not Applicable			
		DAY PROGRAMME (EPSS)	Multidisciplinary Office	1	28.7	Multi Disciplinary Work Areas	25	18	Radiant Panels	TRV Remote Head Adj.	Yes	Comfort Cooled Fresh Air	Central Supply and Extract	6	4	Positive	G4	43	Not Applicable	0	300	Not Applicable	1000	A	80	Switch	Desk 0.75 to 0.85m	See Guidance Notes	Not Applicable			
			Sitting Room	1	15.0	Common room/staff room/lounge	28	18	Radiant Panels	TRV Remote Head Adj.	Yes	Comfort Cooled Fresh Air	Central Supply and Extract	6	8	Negative	G4	43	41	0	300	Not Applicable	None	A	80	Switch	Floor 0m	See Guidance Notes	Not Applicable			
		DAY PROGRAMME (Tipperinn)	Multidisciplinary Office	1	24.6	Cellular / Ward Offices	25	18	Radiant Panels	TRV Remote Head Adj.	Yes	Comfort Cooled Fresh Air	Central Supply and Extract	4	3	Positive	G4	43	Not Applicable	0	300	Not Applicable	None	A	80	Switch	Desk 0.75 to 0.85m	See Guidance Notes	Not Applicable			
			Group Room	1	24.0	Cellular / Ward Offices	25	18	Radiant Panels	TRV Remote Head Adj.	Yes	Comfort Cooled Fresh Air	Central Supply and Extract	4	3	Positive	G4	43	Not Applicable	0	300	Not Applicable	None	A	80	Switch	Desk 0.75 to 0.85m	See Guidance Notes	Not Applicable			
			Sitting Room	1	15.0	Common room/staff room/lounge	28	18	Radiant Panels	TRV Remote Head Adj.	Yes	Comfort Cooled Fresh Air	Central Supply and Extract	6	8	Negative	G4	43	41	0	300	Not Applicable	None	A	80	Switch	Floor 0m	See Guidance Notes	Not Applicable			
			Multidisciplinary Office	1	28.7	Multi Disciplinary Work Areas	25	18	Radiant Panels	TRV Remote Head Adj.	Yes	Comfort Cooled Fresh Air	Central Supply and Extract	6	4	Positive	G4	43	Not Applicable	0	300	Not Applicable	1000	A	80	Switch	Desk 0.75 to 0.85m	See Guidance Notes	Not Applicable			
		IN-PATIENTS	CAMHS - 12 Beds	Single Bed Room	Single Bed Room (large)	2	11.5	Bedroom	25	20	Radiant Panels	TRV Remote Head Adj.	Yes	Comfort Cooled Fresh Air	Central Supply Air	4	0	Positive	G4	43	41	0	100	5	300	A	80	Switch / Dimmer	Bed / Trolley 1.45m	See Guidance Notes	1	
					Single Bed Room	1	11.5	Bedroom	25	20	Radiant Panels	TRV Remote Head Adj.	Yes	Comfort Cooled Fresh Air	Central Supply Air	4	0	Positive	G4	43	41	0	100	5	300	A	80	Switch / Dimmer	Bed / Trolley 1.45m	See Guidance Notes	1	
				En-suite wheelchair-accessible WC, Shower & wash	12	4.5	Bathroom	28	18	Adjacent Space Transfer Air	None	No	None	No	None	Central Dirty Extract	0	10	Negative	None	43	41	0	200	200	None	A	80	Presence detection	Floor 0m	See Guidance Notes	Not Applicable
				TV / Living Room - Open Plan Area	1	24.0	Common room/staff room/lounge	28	18	Radiant Panels	TRV Remote Head Adj.	Yes	Comfort Cooled Fresh Air	Central Supply and Extract	6	8	Negative	G4	43	41	0	300	Not Applicable	None	A	80	Switch	Floor 0m	See Guidance Notes	Not Applicable		
																															Open Space	1
				Pantry	1	8.0	Pantry	28	18	Radiant Panels	TRV Remote Head Adj.	Yes	Comfort Cooled Fresh Air	Central Supply and Extract	6	8	Negative	G4	43	41	0	300	Not Applicable	None	A	80	Switch	Floor 0m	See Guidance Notes	Not Applicable		
																															Quiet Room	1
				WC - Staff	2	3.0	Toilet	28	18	Adjacent Space Transfer Air	None	No	None	No	None	Central Dirty Extract	0	10	Negative	None	43	41	0	200	Not Applicable	None	A	80	Presence detection	Floor 0m	See Guidance Notes	Not Applicable
				Group Room	1	24.0	Meeting Room	25	18	Radiant Panels	TRV Remote Head Adj.	Yes	Comfort Cooled Fresh Air	Ceiling Cassette - Chilled Water	Central Supply and Extract	4	4	Balanced	G4	43	Not Applicable	0	300	Not Applicable	None	A	80	Switch	Desk 0.75 to 0.85m	See Guidance Notes	Not Applicable	
																																Laundry Room
				Drug Room	1	6.0	Clean Utility	28	18	Radiant Panels	TRV Remote Head Adj.	Yes	Comfort Cooled Fresh Air	Central Supply Air	6	0	Positive	G4	43	41	0	150	Not Applicable	None	A	80	Presence detection	General working plane 1m	See Guidance Notes	Not Applicable		
																															Dirty Utility	1
				Disposal Hold	1	10.0	Disposal Hold	28	18	Adjacent Space Transfer Air	None	No	None	No	None	Central Dirty Extract	0	10	Negative	None	43	Not Applicable	0	100	Not Applicable	None	A	90	Switch	Bed / Trolley 1.45m	See Guidance Notes	Not Applicable
				Treatment Room	1	16.0	Treatment Room	28	18	Radiant Panels	TRV Remote Head Adj.	Yes	Comfort Cooled Fresh Air	Central Supply Air	10	0	Positive	F7	43	41	0	500	Not Applicable	1000	A	90	Switch	Bed / Trolley 1.45m	See Guidance Notes	1		
																															Multidisciplinary Office - Inpatients	1
				Multidisciplinary Office - ITS	1	24.6	Multi Disciplinary Work Areas	25	18	Radiant Panels	TRV Remote Head Adj.	Yes	Comfort Cooled Fresh Air	Central Supply and Extract	6	4	Positive	G4	43	Not Applicable	0	300	Not Applicable	1000	A	80	Switch	Desk 0.75 to 0.85m	See Guidance Notes	Not Applicable		
																															Resuscitation Trolley Bay	1
				Consultant Psychiatrist / Psychologist Office	1	20.5	Cellular / Ward Offices	25	18	Radiant Panels	TRV Remote Head Adj.	Yes	Comfort Cooled Fresh Air	Central Supply and Extract	4	3	Positive	G4	43	Not Applicable	0	300	Not Applicable	None	A	80	Switch	Desk 0.75 to 0.85m	See Guidance Notes	Not Applicable		
																															Secretary/Filing Office	1
				Storage (testing)	1	6.0	Storage Area Equipment	28	18	Radiant Panels	TRV Remote Head Adj.	No	None	None	Central General Extract	0	3	Negative	None	43	Not Applicable	0	200	Not Applicable	None	A	80	Presence detection	Floor 0m	See Guidance Notes	Not Applicable	
																																Storage / Photocopy
				Physical Measurement	1	3.5	Consulting Room	28	18	Radiant Panels	TRV Remote Head Adj.	Yes	Comfort Cooled Fresh Air	Central Supply and Extract	3	3	Balanced	G4	43	41	0	300	Not Applicable	1000	A	80	Switch	Bed / Trolley 1.45m	See Guidance Notes	1		
																															Large Family Interview Room	1
				Family Interview Room	1	12.0	Meeting Room	25	18	Radiant Panels	TRV Remote Head Adj.	Yes	Comfort Cooled Fresh Air	Ceiling Cassette - Chilled Water	Central Supply and Extract	4	4	Balanced	G4	43	Not Applicable	0	300	Not Applicable	None	A	80	Switch	Desk 0.75 to 0.85m	See Guidance Notes	Not Applicable	
																																Interview Room
				WC - Wheelchair accessible	4	4.5	Toilet	28	18	Adjacent Space Transfer Air	None	No	None	No	None	Central Dirty Extract	0	10	Negative	None	43	41	0	200	Not Applicable	None	A	80	Presence detection	Floor 0m	See Guidance Notes	Not Applicable
				Dining Room (Inpatients & Day Prog)	1	62.0	Eating/Drinking	28	18	Radiant Panels	TRV Remote Head Adj.	Yes	Comfort Cooled Fresh Air	Central Supply and Extract	4	4	Balanced	G4	43	41	0	200	Not Applicable	None	A	80	Switch	Floor 0m	See Guidance Notes	Not Applicable		
																															Pantry	1

Dept Code	Dept Name	Department Sub Group	Room Name	Qty	Area (m2)	Room Function	Temperature		Heating		Cooling Present	Cooling Type	Ventilation				Safety temperatures		Safety Notes	Lighting					Notes	Medical Location Group			
							Design Maximum deg C	Design Minimum deg C	Type	Control			Type	Supply ac/hr	Extract ac/hr	Relative Pressure	Min Filtration	Surface deg C		Water deg C	Normal lux	Night lux	Local lux	Standby Grade			Colour Rendering	Control	Plane
G2	Equipment Library	NA	Dirty Equipment	1	10.0	Storage Area Equipment	28	16	Radiant Panels	TRV Remote Head Adj.	No	None	Central General Extract	0	3	Negative	None	43	Not Applicable	0	200	Not Applicable	None	A	80	Presence detection	Floor 0m	See Guidance Notes	Not Applicable
			Clean Equipment	1	50.0	Storage Area Equipment	28	16	Radiant Panels	TRV Remote Head Adj.	No	None	Central General Extract	0	3	Negative	None	43	Not Applicable	0	200	Not Applicable	None	A	80	Presence detection	Floor 0m	See Guidance Notes	Not Applicable
			Disposal Hold	1	10.0	Disposal Hold	28	18	Adjacent Space Transfer Air	None	No	None	Central Dirty Extract	0	10	Negative	None	43	Not Applicable	0	100	Not Applicable	None	A	90	Switch	Bed / Trolley 1.45m	See Guidance Notes	Not Applicable
			DSR	1	7.0	DSR	28	18	Adjacent Space Transfer Air	None	No	None	Central Dirty Extract	0	10	Negative	None	43	Not Applicable	0	100	Not Applicable	None	A	90	Switch	Bed / Trolley 1.45m	See Guidance Notes	Not Applicable
G3	On-Call Suite	NA	On-Call Bedroom	3	10.0	Bedroom	25	20	Radiant Panels	TRV Remote Head Adj.	Yes	Comfort Cooled Fresh Air	Central Supply Air	4	0	Positive	G4	43	41	0	100	5	300	A	80	Switch / Dimmer	Bed / Trolley 1.45m	See Guidance Notes	1
			En-suite Shower / WC / WHB	3	4.5	Bathroom	28	18	Adjacent Space Transfer Air	None	No	None	Central Dirty Extract	0	10	Negative	None	43	41	0	200	200	None	A	80	Presence detection	Floor 0m	See Guidance Notes	Not Applicable

- Notes
- a) Linen Bay recess to be treated as part of room.
 - b) Mobile Equipment Bay Recess to be treated as part of room
 - c) Resusc Trolley Area Recess to be treated as part of room
 - d) Consult Exam Room - note 10ac/hr not allowed for unless room title listed as Treatment Room.
 - e) Reception & Waiting Combined
 - f) Internal Temperatures should not exceed 28 deg C (db) for more than 50hrs per year
 - g) Offices assumed to have openable windows without 100mm restrictors for natural ventilation .
 - h) Staff Rest assumed to have openable windows without 100mm restrictors for natural ventilation and occupancy factor of 0.8.

Dept Code	Dept Name	Department Sub Group	Room Name	Qty	Area (m2)	Room Function	Temperature		Heating		Cooling Present	Cooling Type		Ventilation				Safety temperatures		Safety Notes	Lighting					Notes	Medical Location Group		
							Design Maximum deg C	Design Minimum deg C	Type	Control		Type	Type	Supply ac/hr	Extract ac/hr	Relative Pressure	Min Filtration	Surface deg C	Water deg C		Normal lux	Night lux	Local lux	Standby Grade	Colour Rendering			Control	Plane
H1	Child Life & Health	NA	Seminar / Tutorial Room	2	40.0	Classroom	25	18	Radiant Panels	TRV Remote Head Adj.	Yes	Ceiling Cassette - Chilled Water	Central Supply and Extract	4	4	Balanced	G4	43	Not Applicable	0	300	Not Applicable	None	A	80	Switch	Desk 0.75 to 0.85m	See Guidance Notes	Not Applicable
			Conference / Meeting Room	1	25.0	Meeting Room	25	18	Radiant Panels	TRV Remote Head Adj.	Yes	Ceiling Cassette - Chilled Water	Central Supply and Extract	4	4	Balanced	G4	43	Not Applicable	0	300	Not Applicable	None	A	80	Switch	Desk 0.75 to 0.85m	See Guidance Notes	Not Applicable
			Lockers	1	12.0	Changing Facilities	28	18	Radiant Panels	TRV Remote Head Adj.	Yes	Comfort Cooled Fresh Air	Central Supply and Extract	5	4	Positive	G4	43	41	0	100	Not Applicable	None	A	80	Presence detection	Floor 0m	See Guidance Notes	Not Applicable
			WC - Ambulant	4	3.0	Toilet	28	18	Adjacent Space Transfer Air	None	No	None	Central Dirty Extract	0	10	Negative	None	43	41	0	200	Not Applicable	None	A	80	Presence detection	Floor 0m	See Guidance Notes	Not Applicable
			WC - Accessible	2	4.5	Toilet	28	18	Adjacent Space Transfer Air	None	No	None	Central Dirty Extract	0	10	Negative	None	43	41	0	200	Not Applicable	None	A	80	Presence detection	Floor 0m	See Guidance Notes	Not Applicable
			Waiting Area	1	10.0	Waiting Room	28	18	Radiant Panels	TRV Remote Head Adj.	Yes	Comfort Cooled Fresh Air	Central Supply and Extract	5	5	Balanced	G4	43	Not Applicable	0	300	Not Applicable	None	A	80	Switch	Floor 0m	See Guidance Notes	Not Applicable
			Admin Office	1	20.5	Cellular / Ward Offices	25	18	Radiant Panels	TRV Remote Head Adj.	Yes	Comfort Cooled Fresh Air	Central Supply and Extract	4	3	Positive	G4	43	Not Applicable	0	300	Not Applicable	None	A	80	Switch	Desk 0.75 to 0.85m	See Guidance Notes	Not Applicable
			Beverage Bay	1	3.0	Tea Making	28	18	Adjacent Space Transfer Air	None	No	None	Central General Extract	0	5	Negative	None	43	41	0	100	Not Applicable	None	A	80	Presence detection	Floor 0m	See Guidance Notes	Not Applicable
			Head of Department Office	1	16.0	Cellular / Ward Offices	25	18	Radiant Panels	TRV Remote Head Adj.	Yes	Comfort Cooled Fresh Air	Central Supply and Extract	4	3	Positive	G4	43	Not Applicable	0	300	Not Applicable	None	A	80	Switch	Desk 0.75 to 0.85m	See Guidance Notes	Not Applicable
			Laboratory / Finance Manager's Office	1	11.0	Cellular / Ward Offices	25	18	Radiant Panels	TRV Remote Head Adj.	Yes	Comfort Cooled Fresh Air	Central Supply and Extract	4	3	Positive	G4	43	Not Applicable	0	300	Not Applicable	None	A	80	Switch	Desk 0.75 to 0.85m	See Guidance Notes	Not Applicable
			Student Records Store	1	12.0	Cellular / Ward Offices	25	18	Radiant Panels	TRV Remote Head Adj.	Yes	Comfort Cooled Fresh Air	Central Supply and Extract	4	3	Positive	G4	43	Not Applicable	0	300	Not Applicable	None	A	80	Switch	Desk 0.75 to 0.85m	See Guidance Notes	Not Applicable
			Senior Academic Staff Office	6	11.0	Cellular / Ward Offices	25	18	Radiant Panels	TRV Remote Head Adj.	Yes	Comfort Cooled Fresh Air	Central Supply and Extract	4	3	Positive	G4	43	Not Applicable	0	300	Not Applicable	None	A	80	Switch	Desk 0.75 to 0.85m	See Guidance Notes	Not Applicable
			16 Person Office	1	80.0	Cellular / Ward Offices	25	18	Radiant Panels	TRV Remote Head Adj.	Yes	Comfort Cooled Fresh Air	Central Supply and Extract	4	3	Positive	G4	43	Not Applicable	0	300	Not Applicable	None	A	80	Switch	Desk 0.75 to 0.85m	See Guidance Notes	Not Applicable
			Meeting Room - 4 person	1	6.0	Meeting Room	25	18	Radiant Panels	TRV Remote Head Adj.	Yes	Ceiling Cassette - Chilled Water	Central Supply and Extract	4	4	Balanced	G4	43	Not Applicable	0	300	Not Applicable	None	A	80	Switch	Desk 0.75 to 0.85m	See Guidance Notes	Not Applicable
			Stationery / Photocopying	1	6.0	Cellular / Ward Offices	25	18	Radiant Panels	TRV Remote Head Adj.	Yes	Comfort Cooled Fresh Air	Central Supply and Extract	4	3	Positive	G4	43	Not Applicable	0	300	Not Applicable	None	A	80	Switch	Desk 0.75 to 0.85m	See Guidance Notes	Not Applicable
			Tissue Culture Room	1	9.0	Laboratory	28	18	Radiant Panels	TRV Remote Head Adj.	Yes	Comfort Cooled Fresh Air	Central Supply and Extract	6	6	Balanced	F7	43	60	0	500	Not Applicable	None	A	80	Switch	Desk 0.75 to 0.85m	See Guidance Notes	Not Applicable
			Freezer Store	1	6.0	Storage Area Equipment	28	16	Radiant Panels	TRV Remote Head Adj.	No	None	Central General Extract	0	3	Negative	None	43	Not Applicable	0	200	Not Applicable	None	A	80	Presence detection	Floor 0m	See Guidance Notes	Not Applicable
			Physiological Laboratory	1	45.0	Laboratory	28	18	Radiant Panels	TRV Remote Head Adj.	Yes	Comfort Cooled Fresh Air	Central Supply and Extract	6	6	Balanced	F7	43	60	0	500	Not Applicable	None	A	80	Switch	Desk 0.75 to 0.85m	See Guidance Notes	Not Applicable
			DSR	1	7.0	DSR	28	18	Adjacent Space Transfer Air	None	No	None	Central Dirty Extract	0	10	Negative	None	43	Not Applicable	0	100	Not Applicable	None	A	90	Switch	Bed / Trolley 1.45m	See Guidance Notes	Not Applicable
			Disposal Hold	1	10.0	Disposal Hold	28	18	Adjacent Space Transfer Air	None	No	None	Central Dirty Extract	0	10	Negative	None	43	Not Applicable	0	100	Not Applicable	None	A	90	Switch	Bed / Trolley 1.45m	See Guidance Notes	Not Applicable
Molecular Biology Laboratory	1	45.0	Laboratory	28	18	Radiant Panels	TRV Remote Head Adj.	Yes	Comfort Cooled Fresh Air	Central Supply and Extract	6	6	Balanced	F7	43	60	0	500	Not Applicable	None	A	80	Switch	Desk 0.75 to 0.85m	See Guidance Notes	Not Applicable			
H2	Clinical Research Facility	NA	Waiting Play Area	1	9.5	Waiting Room	28	18	Radiant Panels	TRV Remote Head Adj.	Yes	Comfort Cooled Fresh Air	Central Supply and Extract	5	5	Balanced	G4	43	Not Applicable	0	300	Not Applicable	None	A	80	Switch	Floor 0m	See Guidance Notes	Not Applicable
			Reception	1	3.0	Reception	28	18	Radiant Panels	TRV Remote Head Adj.	Yes	Comfort Cooled Fresh Air	Central Supply Air	3	0	Positive	G4	43	Not Applicable	0	300	Not Applicable	None	A	80	Switch	Desk 0.75 to 0.85m	See Guidance Notes	Not Applicable
			DSR	1	7.0	Dirty utility	28	18	Adjacent Space Transfer Air	None	No	None	Central Dirty Extract	0	6	Negative	None	43	60	0	200	Not Applicable	None	A	80	Presence detection	Floor 0m	See Guidance Notes	Not Applicable
			Clinical Study Room	1	63.0	Consulting Room	28	18	Radiant Panels	TRV Remote Head Adj.	Yes	Comfort Cooled Fresh Air	Central Supply and Extract	3	3	Balanced	G4	43	41	0	300	Not Applicable	1000	A	80	Switch	Bed / Trolley 1.45m	See Guidance Notes	1
			En Suite Shower / WC / WHB	1	6.0	Bathroom	28	18	Adjacent Space Transfer Air	None	No	None	Central Dirty Extract	0	10	Negative	None	43	41	0	200	Not Applicable	None	A	80	Presence detection	Floor 0m	See Guidance Notes	Not Applicable
			Single Bed Room	2	15.0	Bedroom	25	20	Radiant Panels	TRV Remote Head Adj.	Yes	Comfort Cooled Fresh Air	Central Supply Air	4	0	Positive	G4	43	41	0	100	5	300	A	80	Switch / Dimmer	Bed / Trolley 1.45m	See Guidance Notes	1
			Isolation Bedroom	1	4.0	Isolation Lobby	25	18	Warm Air - Reheat Battery	BMS Adjustable Sensor	Yes	Comfort Cooled Fresh Air	HBN4 Dependant	HBN4 Dependant	HBN4 Dependant	0	F7	43	Not Applicable	0	200	Not Applicable	None	A	80	Presence detection	Floor 0m	See Guidance Notes	Not Applicable
			Entrance Lobby	2	4.5	Bathroom	28	18	Adjacent Space Transfer Air	None	No	None	Central Dirty Extract	0	10	Negative	None	43	41	0	200	Not Applicable	None	A	80	Presence detection	Floor 0m	See Guidance Notes	Not Applicable
			En Suite Shower / WC / WHB	1	3.0	Toilet	28	18	Adjacent Space Transfer Air	None	No	None	Central Dirty Extract	0	10	Negative	None	43	41	0	200	Not Applicable	None	A	80	Presence detection	Floor 0m	See Guidance Notes	Not Applicable
			WC Accessible Patients	1	8.0	Clean Utility	28	18	Radiant Panels	TRV Remote Head Adj.	Yes	Comfort Cooled Fresh Air	Central Supply Air	6	0	Positive	G4	43	41	0	150	Not Applicable	None	A	80	Presence detection	General working plane 1m	See Guidance Notes	Not Applicable
			Clean Utility	1	6.0	Dirty Utility	28	18	Adjacent Space Transfer Air	None	No	None	Central Dirty Extract	0	6	Negative	None	43	60	0	200	Not Applicable	None	A	80	Presence detection	Floor 0m	See Guidance Notes	Not Applicable
			Dirty Utility	1	6.0	Pantry	28	18	Adjacent Space Transfer Air	None	No	None	Central Dirty Extract	0	6	Negative	None	43	41	0	200	Not Applicable	None	A	80	Switch	Floor 0m	See Guidance Notes	Not Applicable
			Pantry	1	6.0	Linen Bay	28	18	Radiant Panels	TRV Remote Head Adj.	Yes	Comfort Cooled Fresh Air	Central Supply and Extract	6	8	Negative	G4	43	41	0	300	Not Applicable	None	A	80	Switch	Floor 0m	See Guidance Notes	Not Applicable
			Linen Bay	1	1.5	Linen Bay	28	16	Adjacent Space Transfer Air	None	No	None	Central Supply and Extract	0	3	Negative	None	43	Not Applicable	0	100	Not Applicable	None	A	80	Presence detection	Floor 0m	See Guidance Notes	Not Applicable
			Consult/Examination	1	15.5	Consulting Room	28	18	Radiant Panels	TRV Remote Head Adj.	Yes	Comfort Cooled Fresh Air	Central Supply and Extract	3	3	Balanced	G4	43	41	0	300	Not Applicable	1000	A	80	Switch	Bed / Trolley 1.45m	See Guidance Notes	1
			Consult / Assessment	1	12.0	Consulting Room	28	18	Radiant Panels	TRV Remote Head Adj.	Yes	Comfort Cooled Fresh Air	Central Supply and Extract	3	3	Balanced	G4	43	41	0	300	Not Applicable	1000	A	80	Switch	Bed / Trolley 1.45m	See Guidance Notes	1
			WC Staff	1	3.0	Toilet	28	18	Adjacent Space Transfer Air	None	No	None	Central Dirty Extract	0	10	Negative	None	43	41	0	200	Not Applicable	None	A	80	Presence detection	Floor 0m	See Guidance Notes	Not Applicable
			Disposal Hold	1	10.0	Disposal Hold	28	18	Adjacent Space Transfer Air	None	No	None	Central Dirty Extract	0	10	Negative	None	43	Not Applicable	0	100	Not Applicable	None	A	90	Switch	Bed / Trolley 1.45m	See Guidance Notes	Not Applicable
			Store - Equipment	1	24.0	Storage Area Equipment	28	16	Radiant Panels	TRV Remote Head Adj.	No	None	Central General Extract	0	3	Negative	None	43	Not Applicable	0	200	Not Applicable	None	A	80	Presence detection	Floor 0m	See Guidance Notes	Not Applicable
			Sample Processing Office - 4 person	1	15.0	Diagnostic room	25	18	Warm Air - Reheat Battery	BMS Adjustable Sensor	Yes	Comfort Cooled Fresh Air	Central Supply and Extract	8	8	Balanced	F7	43	41	0	300	Not Applicable	1000	A	80	Switch / Dimmer	General working plane 1m	See Guidance Notes	1
Office - 4 person	1	20.0	Cellular / Ward Offices	25	18	Radiant Panels	TRV Remote Head Adj.	Yes	Comfort Cooled Fresh Air	Central Supply and Extract	4	3	Positive	G4	43	Not Applicable	0	300	Not Applicable	None	A	80	Switch	Desk 0.75 to 0.85m	See Guidance Notes	Not Applicable			
H3	Clinical Education Suite	NA	Seminar Room	1	40.0	Meeting Room	25	18	Radiant Panels	TRV Remote Head Adj.	Yes	Ceiling Cassette - Chilled Water	Central Supply and Extract	4	4	Balanced	G4	43	Not Applicable	0	300	Not Applicable	None	A	80	Switch	Desk 0.75 to 0.85m	See Guidance Notes	Not Applicable
			Meeting Room	1	25.0	Meeting Room	25	18	Radiant Panels	TRV Remote Head Adj.	Yes	Ceiling Cassette - Chilled Water	Central Supply and Extract	4	4	Balanced	G4	43	Not Applicable	0	300	Not Applicable	None	A	80	Switch	Desk 0.75 to 0.85m	See Guidance Notes	Not Applicable
			Scenario Room	1	20.0	Meeting Room	25	18	Radiant Panels	TRV Remote Head Adj.	Yes	Ceiling Cassette - Chilled Water	Central Supply and Extract	4	4	Balanced	G4	43	Not Applicable	0	300	Not Applicable	None	A	80	Switch	Desk 0.75 to 0.85m	See Guidance Notes	Not Applicable
			Control Room	1	8.0	Diagnostic room	25	18	Warm Air - Reheat Battery	BMS Adjustable Sensor	Yes	Comfort Cooled Fresh Air	Central Supply and Extract	8	8	Balanced	F7	43	41	0	300	Not Applicable	1000	A	80	Switch / Dimmer	General working plane 1m	See Guidance Notes	1
			Workshop / Tutorial Room	3	20.0	Classroom	25	18	Radiant Panels	TRV Remote Head Adj.	Yes	Ceiling Cassette - Chilled Water	Central Supply and Extract	4	4	Balanced	G4	43	Not Applicable	0	300	Not Applicable	None	A	80	Switch	Desk 0.75 to 0.85m	See Guidance Notes	Not Applicable
			Practice Based Educators Office	1	20.0	Cellular / Ward Offices	25	18	Radiant Panels	TRV Remote Head Adj.	Yes	Comfort Cooled Fresh Air	Central Supply and Extract	4	3	Positive	G4	43	Not Applicable	0	300	Not Applicable	None	A	80	Switch	Desk 0.75 to 0.85m	See Guidance Notes	Not Applicable
			Management/Admin Office	1	15.0	Cellular / Ward Offices	25	18	Radiant Panels	TRV Remote Head Adj.	Yes	Comfort Cooled Fresh Air	Central Supply and Extract	4	3	Positive	G4	43	Not Applicable	0	300	Not Applicable	None	A	80	Switch	Desk 0.75 to 0.85m	See Guidance Notes	Not Applicable
			Manual Handling, Health & Safety	1	15.0	Classroom	25	18	Radiant Panels	TRV Remote Head Adj.	Yes	Ceiling Cassette - Chilled Water	Central Supply and Extract	4	4	Balanced	G4	43	Not Applicable	0	300	Not Applicable	None						

Dept Code	Dept Name	Department Sub Group	Room Name	Qty	Area (m2)	Room Function	Temperature		Heating		Cooling Present	Cooling Type	Ventilation				Safety temperatures		Safety Notes	Lighting						Notes	Medical Location Group			
							Design Maximum deg C	Design Minimum deg C	Type	Control			Type	Supply ac/hr	Extract ac/hr	Relative Pressure	Min Filtration	Surface deg C		Water deg C	Normal lux	Night lux	Local lux	Standby Grade	Colour Rendering			Control	Plane	
I1	Main Entrance - Public Spaces	NA	Draught Lobby	1	15.0	Circulation Areas - Entrance Lobby	28	Not Controlled	Warm Air Door Curtain	BMS Adjustable Sensor	No	None	None	0	0	Balanced	None	Not Applicable	Not Applicable	0	200	Not Applicable	None	A	80	Presence detection	Floor 0m	See Guidance Notes	Not Applicable	
			Reception / Information Desk	1	12.0	Reception	28	18	Radiant Panels	TRV Remote Head Adj.	Yes	Comfort Cooled Fresh Air	Central Supply Air	3	0	Positive	G4	43	Not Applicable	0	300	Not Applicable	None	A	80	Switch	Desk 0.75 to 0.85m	See Guidance Notes	Not Applicable	
			Waiting Area	1	16.5	Waiting Room	28	18	Radiant Panels	TRV Remote Head Adj.	Yes	Comfort Cooled Fresh Air	Central Supply and Extract	5	5	Balanced	G4	43	Not Applicable	0	300	Not Applicable	None	A	80	Switch	Floor 0m	See Guidance Notes	Not Applicable	
			Public Telephone Booth	1	2.0	Circulation Phone Booth	28	18	Radiant Panels	TRV Remote Head Adj.	No	None	Central Supply and Extract	0	0	Balanced	G4	43	41	0	200	Not Applicable	None	A	80	Switch / Dimmer	Desk 0.75 to 0.85m	See Guidance Notes	Not Applicable	
			Fire Control Room	1	12.0	Cellular / Ward Offices	25	18	Radiant Panels	TRV Remote Head Adj.	Yes	Comfort Cooled Fresh Air	Central Supply and Extract	4	3	Positive	G4	43	Not Applicable	0	300	Not Applicable	None	A	80	Switch	Desk 0.75 to 0.85m	See Guidance Notes	Not Applicable	
			Vending Machine	1	3.0	Waiting Room	28	18	Radiant Panels	TRV Remote Head Adj.	Yes	Comfort Cooled Fresh Air	Central Supply and Extract	5	5	Balanced	G4	43	Not Applicable	0	300	Not Applicable	None	A	80	Switch	Floor 0m	See Guidance Notes	Not Applicable	
			Retail Shop	1	30.0	Retail	Subject to Fit-out											Central Supply and Extract	3	3	Balanced	G4	Subject to Fit-out						See Guidance Notes	Not Applicable
			Catering Shop	1	30.0	Retail	Subject to Fit-out											Central Supply and Extract	3	3	Balanced	G4	Subject to Fit-out						See Guidance Notes	Not Applicable
			WC - Visitors	1	3.0	Toilet	28	18	Adjacent Space Transfer Air	None	No	None	Central Dirty Extract	0	10	Negative	None	43	41	0	200	Not Applicable	None	A	80	Presence detection	Floor 0m	See Guidance Notes	Not Applicable	
			WC - Wheelchair accessible	1	4.5	Toilet	28	18	Adjacent Space Transfer Air	None	No	None	Central Dirty Extract	0	10	Negative	None	43	41	0	200	Not Applicable	None	A	80	Presence detection	Floor 0m	See Guidance Notes	Not Applicable	
			Assisted Change/Nappy Change	1	7.0	Baby Feeding Room / Nappy Change	25	18	Adjacent Space Transfer Air	None	No	None	Central Dirty Extract	0	10	Negative	None	43	41	0	200	Not Applicable	None	A	80	Switch / Dimmer	Floor 0m	See Guidance Notes	Not Applicable	
			DSR	1	7.0	DSR	28	18	Adjacent Space Transfer Air	None	No	None	Central Dirty Extract	0	10	Negative	None	43	Not Applicable	0	100	Not Applicable	None	A	90	Switch	Bed / Trolley 1.45m	See Guidance Notes	Not Applicable	
			Security Office	1	12.0	Cellular / Ward Offices	25	18	Radiant Panels	TRV Remote Head Adj.	Yes	Comfort Cooled Fresh Air	Central Supply and Extract	4	3	Positive	G4	43	Not Applicable	0	300	Not Applicable	None	A	80	Switch	Desk 0.75 to 0.85m	See Guidance Notes	Not Applicable	
			Wheelchair Bay	1	6.0	Circulation Areas	28	18	Radiant Panels	TRV Remote Head Adj.	No	None	None	Refer to Guidance Notes	Refer to Guidance Notes	0	G4	43	41	0	300	Not Applicable	None	A	80	Switch / Dimmer	Desk 0.75 to 0.85m	See Guidance Notes	Not Applicable	
I2	Bed & Toy Stores	NA	DSR	1	7.0	DSR	28	18	Adjacent Space Transfer Air	None	No	None	Central Dirty Extract	0	10	Negative	None	43	Not Applicable	0	100	Not Applicable	None	A	90	Switch	Bed / Trolley 1.45m	See Guidance Notes	Not Applicable	
			Store - Beds	1	96.0	Storage Area Equipment	28	16	Radiant Panels	TRV Remote Head Adj.	No	None	Central General Extract	0	3	Negative	None	43	Not Applicable	0	200	Not Applicable	None	A	80	Presence detection	Floor 0m	See Guidance Notes	Not Applicable	
			Roadshow Equip Store	1	10.0	Storage Area Equipment	28	16	Radiant Panels	TRV Remote Head Adj.	No	None	Central General Extract	0	3	Negative	None	43	Not Applicable	0	200	Not Applicable	None	A	80	Presence detection	Floor 0m	See Guidance Notes	Not Applicable	
			Store - Toys	1	12.0	Storage Area Equipment	28	16	Radiant Panels	TRV Remote Head Adj.	No	None	Central General Extract	0	3	Negative	None	43	Not Applicable	0	200	Not Applicable	None	A	80	Presence detection	Floor 0m	See Guidance Notes	Not Applicable	

Notes

- a) Linen Bay recess to be treated as part of room.
- b) Mobile Equipment Bay Recess to be treated as part of room
- c) Resusc Trolley Area Recess to be treated as part of room
- d) Consult Exam Room - note 10ac/hr not allowed for unless room title listed as Treatment Room.
- e) Reception & Waiting Combined
- f) Internal Temperatures should not exceed 28 deg C (db) for more than 50hrs per year
- g) Offices assumed to have openable windows without 100mm restrictors for natural ventilation.
- h) Staff Rest assumed to have openable windows without 100mm restrictors for natural ventilation and occupancy factor of 0.8.

Dept Code	Dept Name	Department Sub Group	Room Name	Qty	Area (m2)	Room Function	Temperature		Heating		Cooling Present	Cooling Type	Ventilation				Safety temperatures		Safety Notes	Lighting					Notes	Medical Location Group			
							Design Maximum deg C	Design Minimum deg C	Type	Control			Type	Supply ac/hr	Extract ac/hr	Relative Pressure	Min Filtration	Surface deg C		Water deg C	Normal lux	Night lux	Local lux	Standby Grade			Colour Rendering	Control	Plane
K1	Family Support	NA	Waiting	1	8.0	Waiting Room	28	18	Radiant Panels	TRV Remote Head Adj.	Yes	Comfort Cooled Fresh Air	Central Supply and Extract	5	5	Balanced	G4	43	Not Applicable	0	300	Not Applicable	None	A	80	Switch	Floor 0m	See Guidance Notes	Not Applicable
			Meeting Rooms (family size)	2	15.0	Meeting Room	25	18	Radiant Panels	TRV Remote Head Adj.	Yes	Ceiling Cassette - Chilled Water	Central Supply and Extract	4	4	Balanced	G4	43	Not Applicable	0	300	Not Applicable	None	A	80	Switch	Desk 0.75 to 0.85m	See Guidance Notes	Not Applicable
			Drop-In Lounge / Beverage Bay	1	35.0	Common room/staff room/lounge	28	18	Radiant Panels	TRV Remote Head Adj.	Yes	Comfort Cooled Fresh Air	Central Supply and Extract	6	8	Negative	G4	43	41	0	300	Not Applicable	None	A	80	Switch	Floor 0m	See Guidance Notes	Not Applicable
			Drop-In Multi-Purpose Room	1	39.0	Meeting Room	25	18	Radiant Panels	TRV Remote Head Adj.	Yes	Ceiling Cassette - Chilled Water	Central Supply and Extract	4	4	Balanced	G4	43	Not Applicable	0	300	Not Applicable	None	A	80	Switch	Desk 0.75 to 0.85m	See Guidance Notes	Not Applicable
			Complementary Therapy Room	1	15.0	Consulting Room	28	18	Radiant Panels	TRV Remote Head Adj.	Yes	Comfort Cooled Fresh Air	Central Supply and Extract	3	3	Balanced	G4	43	41	0	300	Not Applicable	1000	A	80	Switch	Bed / Trolley 1.45m	See Guidance Notes	1
			Interview Rooms	2	9.0	Meeting Room	25	18	Radiant Panels	TRV Remote Head Adj.	Yes	Ceiling Cassette - Chilled Water	Central Supply and Extract	4	4	Balanced	G4	43	Not Applicable	0	300	Not Applicable	None	A	80	Switch	Desk 0.75 to 0.85m	See Guidance Notes	Not Applicable
			Radio Lollipop Broadcasting Studio, Lobby	1	20.0	Circulation Areas	28	18	Radiant Panels	TRV Remote Head Adj.	No	None	None	Refer to Guidance Notes	Refer to Guidance Notes	0	G4	43	41	0	300	Not Applicable	None	A	80	Switch / Dimmer	Desk 0.75 to 0.85m	See Guidance Notes	Not Applicable
			Office 1	1	15.0	Cellular / Ward Offices	25	18	Radiant Panels	TRV Remote Head Adj.	Yes	Comfort Cooled Fresh Air	Central Supply and Extract	4	3	Positive	G4	43	Not Applicable	0	300	Not Applicable	None	A	80	Switch	Desk 0.75 to 0.85m	See Guidance Notes	Not Applicable
			Office 2	1	15.0	Cellular / Ward Offices	25	18	Radiant Panels	TRV Remote Head Adj.	Yes	Comfort Cooled Fresh Air	Central Supply and Extract	4	3	Positive	G4	43	Not Applicable	0	300	Not Applicable	None	A	80	Switch	Desk 0.75 to 0.85m	See Guidance Notes	Not Applicable
			Office 3	1	10.0	Cellular / Ward Offices	25	18	Radiant Panels	TRV Remote Head Adj.	Yes	Comfort Cooled Fresh Air	Central Supply and Extract	4	3	Positive	G4	43	Not Applicable	0	300	Not Applicable	None	A	80	Switch	Desk 0.75 to 0.85m	See Guidance Notes	Not Applicable
			Office 4	1	10.0	Cellular / Ward Offices	25	18	Radiant Panels	TRV Remote Head Adj.	Yes	Comfort Cooled Fresh Air	Central Supply and Extract	4	3	Positive	G4	43	Not Applicable	0	300	Not Applicable	None	A	80	Switch	Desk 0.75 to 0.85m	See Guidance Notes	Not Applicable
			Office 5	1	19.0	Cellular / Ward Offices	25	18	Radiant Panels	TRV Remote Head Adj.	Yes	Comfort Cooled Fresh Air	Central Supply and Extract	4	3	Positive	G4	43	Not Applicable	0	300	Not Applicable	None	A	80	Switch	Desk 0.75 to 0.85m	See Guidance Notes	Not Applicable
			Office 6	1	20.0	Cellular / Ward Offices	25	18	Radiant Panels	TRV Remote Head Adj.	Yes	Comfort Cooled Fresh Air	Central Supply and Extract	4	3	Positive	G4	43	Not Applicable	0	300	Not Applicable	None	A	80	Switch	Desk 0.75 to 0.85m	See Guidance Notes	Not Applicable
			Beverage Bay	1	3.0	Tea Making	28	18	Adjacent Space Transfer Air	None	No	None	Central General Extract	0	5	Negative	None	43	41	0	100	Not Applicable	None	A	80	Presence detection	Floor 0m	See Guidance Notes	Not Applicable
			DSR	1	7.0	DSR	28	18	Adjacent Space Transfer Air	None	No	None	Central Dirty Extract	0	10	Negative	None	43	Not Applicable	0	100	Not Applicable	None	A	90	Switch	Bed / Trolley 1.45m	See Guidance Notes	Not Applicable
			Store	1	20.0	Storage Area Equipment	28	16	Radiant Panels	TRV Remote Head Adj.	No	None	Central General Extract	0	3	Negative	None	43	Not Applicable	0	200	Not Applicable	None	A	80	Presence detection	Floor 0m	See Guidance Notes	Not Applicable
			Store	1	8.0	Storage Area Equipment	28	16	Radiant Panels	TRV Remote Head Adj.	No	None	Central General Extract	0	3	Negative	None	43	Not Applicable	0	200	Not Applicable	None	A	80	Presence detection	Floor 0m	See Guidance Notes	Not Applicable
			WC - Staff	1	3.0	Toilet	28	18	Adjacent Space Transfer Air	None	No	None	Central Dirty Extract	0	10	Negative	None	43	41	0	200	Not Applicable	None	A	80	Presence detection	Floor 0m	See Guidance Notes	Not Applicable
			Nappy Changing Room	1	4.0	Toilet	28	18	Adjacent Space Transfer Air	None	No	None	Central Dirty Extract	0	10	Negative	None	43	41	0	200	Not Applicable	None	A	80	Presence detection	Floor 0m	See Guidance Notes	Not Applicable
			WC - Wheelchair accessible	2	4.5	Toilet	28	18	Adjacent Space Transfer Air	None	No	None	Central Dirty Extract	0	10	Negative	None	43	41	0	200	Not Applicable	None	A	80	Presence detection	Floor 0m	See Guidance Notes	Not Applicable
Wheelchair Bay	1	6.0	Circulation Equipment Storage Bays	28	16	Adjacent Space Transfer Air	None	No	None	Central General Extract	0	3	Negative	None	43	Not Applicable	0	200	Not Applicable	None	A	80	Presence detection	Floor 0m	See Guidance Notes	Not Applicable			
K2	Family Hotel	NA	Reception/Waiting	1	6.0	Waiting Room	28	18	Radiant Panels	TRV Remote Head Adj.	Yes	Comfort Cooled Fresh Air	Central Supply and Extract	5	5	Balanced	G4	43	Not Applicable	0	300	Not Applicable	None	A	80	Switch	Floor 0m	See Guidance Notes	Not Applicable
			Office - 1 person	1	8.0	Cellular / Ward Offices	25	18	Radiant Panels	TRV Remote Head Adj.	Yes	Comfort Cooled Fresh Air	Central Supply and Extract	4	3	Positive	G4	43	Not Applicable	0	300	Not Applicable	None	A	80	Switch	Desk 0.75 to 0.85m	See Guidance Notes	Not Applicable
			Lounge - non residents	1	30.0	Common room/staff room/lounge	28	18	Radiant Panels	TRV Remote Head Adj.	Yes	Comfort Cooled Fresh Air	Central Supply and Extract	6	8	Negative	G4	43	41	0	300	Not Applicable	None	A	80	Switch	Floor 0m	See Guidance Notes	Not Applicable
			WC - Female	1	3.0	Toilet	28	18	Adjacent Space Transfer Air	None	No	None	Central Dirty Extract	0	10	Negative	None	43	41	0	200	Not Applicable	None	A	80	Presence detection	Floor 0m	See Guidance Notes	Not Applicable
			WC - Male	1	3.0	Toilet	28	18	Adjacent Space Transfer Air	None	No	None	Central Dirty Extract	0	10	Negative	None	43	41	0	200	Not Applicable	None	A	80	Presence detection	Floor 0m	See Guidance Notes	Not Applicable
			WC - Wheelchair accessible	1	4.5	Toilet	28	18	Adjacent Space Transfer Air	None	No	None	Central Dirty Extract	0	10	Negative	None	43	41	0	200	Not Applicable	None	A	80	Presence detection	Floor 0m	See Guidance Notes	Not Applicable
			Family Room accessible for 4 persons inc en-suite	2	30.0	Bedroom	25	20	Radiant Panels	TRV Remote Head Adj.	Yes	Comfort Cooled Fresh Air	Central Supply Air	4	0	Positive	G4	43	41	0	100	5	300	A	80	Switch / Dimmer	Bed / Trolley 1.45m	See Guidance Notes	1
			Family Room for 4 persons inc en-suite	24	25.0	Bedroom	25	20	Radiant Panels	TRV Remote Head Adj.	Yes	Comfort Cooled Fresh Air	Central Supply Air	4	0	Positive	G4	43	41	0	100	5	300	A	80	Switch / Dimmer	Bed / Trolley 1.45m	See Guidance Notes	1
			Kitchen	4	9.0	Kitchen (Commercial)	28	16	None	None	Yes	Comfort Cooled Fresh Air	Central Supply and Extract	DW172 Dependant	DW172 Dependant	Negative	G4	43	60	0	500	Not Applicable	None	A	80	Switch	General working plane 1m	See Guidance Notes	Not Applicable
			Dining Room	2	40.0	Eating/Drinking	28	18	Radiant Panels	TRV Remote Head Adj.	Yes	Comfort Cooled Fresh Air	Central Supply and Extract	4	4	Balanced	G4	43	41	0	200	Not Applicable	None	A	80	Switch	Floor 0m	See Guidance Notes	Not Applicable
			Residents Day Room	1	18.0	Common room/staff room/lounge	28	18	Radiant Panels	TRV Remote Head Adj.	Yes	Comfort Cooled Fresh Air	Central Supply and Extract	6	8	Negative	G4	43	41	0	300	Not Applicable	None	A	80	Switch	Floor 0m	See Guidance Notes	Not Applicable
			Residents Play Room	1	18.0	Common room/staff room/lounge	28	18	Radiant Panels	TRV Remote Head Adj.	Yes	Comfort Cooled Fresh Air	Central Supply and Extract	6	8	Negative	G4	43	41	0	300	Not Applicable	None	A	80	Switch	Floor 0m	See Guidance Notes	Not Applicable
			Bathroom	1	8.0	Bathroom	28	18	Adjacent Space Transfer Air	None	No	None	Central Dirty Extract	0	10	Negative	None	43	41	0	200	Not Applicable	None	A	80	Presence detection	Floor 0m	See Guidance Notes	Not Applicable
			WC - Wheelchair accessible	1	4.5	Toilet	28	18	Adjacent Space Transfer Air	None	No	None	Central Dirty Extract	0	10	Negative	None	43	41	0	200	Not Applicable	None	A	80	Presence detection	Floor 0m	See Guidance Notes	Not Applicable
			Store	2	12.0	Storage Area Equipment	28	16	Radiant Panels	TRV Remote Head Adj.	No	None	Central General Extract	0	3	Negative	None	43	Not Applicable	0	200	Not Applicable	None	A	80	Presence detection	Floor 0m	See Guidance Notes	Not Applicable
			Laundry	2	15.0	Laundry	28	18	Adjacent Space Transfer Air	None	No	Comfort Cooled Fresh Air	Central Supply and Extract	6	10	Negative	G4	43	60	0	300	Not Applicable	None	A	80	Switch	Floor 0m	See Guidance Notes	Not Applicable
			DSR	1	7.0	DSR	28	18	Adjacent Space Transfer Air	None	No	None	Central Dirty Extract	0	10	Negative	None	43	Not Applicable	0	100	Not Applicable	None	A	90	Switch	Bed / Trolley 1.45m	See Guidance Notes	Not Applicable
			Switch/Meter Cupboard	1	6.0	Storage Area Equipment	28	16	Radiant Panels	TRV Remote Head Adj.	No	None	Central General Extract	0	3	Negative	None	43	Not Applicable	0	200	Not Applicable	None	A	80	Presence detection	Floor 0m	See Guidance Notes	Not Applicable
			Store	1	10.0	Storage Area Equipment	28	16	Radiant Panels	TRV Remote Head Adj.	No	None	Central General Extract	0	3	Negative	None	43	Not Applicable	0	200	Not Applicable	None	A	80	Presence detection	Floor 0m	See Guidance Notes	Not Applicable
			Storage - refuse	1	10.0	Disposal Hold	28	18	Adjacent Space Transfer Air	None	No	None	Central Dirty Extract	0	10	Negative	None	43	Not Applicable	0	100	Not Applicable	None	A	90	Switch	Bed / Trolley 1.45m	See Guidance Notes	Not Applicable

- Notes
- a) Linen Bay recess to be treated as part of room.
 - b) Mobile Equipment Bay Recess to be treated as part of room
 - c) Recess Trolley Area Recess to be treated as part of room
 - d) as Treatment Room.
 - e) Reception & Waiting Combined
 - f) per year
 - g) natural ventilation
 - h) for natural ventilation and occupancy factor of 0.8.

Dept Code	Dept Name	Department Sub Group	Room Name	Qty	Area (m2)	Room Function	Temperature		Heating		Cooling Present	Cooling Type	Ventilation				Safety temperatures		Safety Notes	Lighting					Notes	Medical Location Group				
							Design Maximum deg C	Design Minimum deg C	Type	Control			Type	Supply ach/r	Extract ach/r	Relative Pressure	Min Filtration	Surface deg C		Water deg C	Normal lux	Night lux	Local lux	Standby Grade			Colour Rendering	Control	Plane	
L1	DCN Acute Care - 24 Beds	Entrance & Reception	Waiting Area, relatives	1	30.0	Waiting Room	28	18	Radiant Panels	TRV Remote Head Adj.	Yes	Comfort Cooled Fresh Air	Central Supply and Extract	5	5	Balanced	G4	43	Not Applicable	0	300	Not Applicable	None	A	80	Switch	Floor 0m	See Guidance Notes	Not Applicable	
			Multi-Disciplinary Office / Reception	1	18.0	Multi-Disciplinary Work Areas	25	18	Radiant Panels	TRV Remote Head Adj.	Yes	Comfort Cooled Fresh Air	Central Supply and Extract	6	4	Positive	G4	43	Not Applicable	0	300	Not Applicable	1000	A	80	Switch	Desk 0.75 to 0.85m	See Guidance Notes	Not Applicable	
			Refreshment: Vending Machine	1	3.0	Waiting Room	28	18	Radiant Panels	TRV Remote Head Adj.	Yes	Comfort Cooled Fresh Air	Central Supply and Extract	5	5	Balanced	G4	43	Not Applicable	0	300	Not Applicable	None	A	80	Switch	Floor 0m	See Guidance Notes	Not Applicable	
			Visitor toilets, baby changing	2	4.5	Toilet	28	18	Adjacent Space Transfer Air	None	No	None	Central Dirty Extract	0	10	Negative	None	43	41	0	200	Not Applicable	None	A	80	Presence detection	Floor 0m	See Guidance Notes	Not Applicable	
			WC: Independent Wheelchair	1	4.5	Toilet	28	18	Adjacent Space Transfer Air	None	No	None	Central Dirty Extract	0	10	Negative	None	43	41	0	200	Not Applicable	None	A	80	Presence detection	Floor 0m	See Guidance Notes	Not Applicable	
		Assessment	Interview/Relatives Quiet Room	1	9.0	Meeting Room	25	18	Radiant Panels	TRV Remote Head Adj.	Yes	Ceiling Cassette - Chilled Water	Central Supply and Extract	4	4	Balanced	G4	43	Not Applicable	0	300	Not Applicable	None	A	80	Switch	Desk 0.75 to 0.85m	See Guidance Notes	Not Applicable	
			Consulting/Examination Room	4	15.5	Consulting Room	28	18	Radiant Panels	TRV Remote Head Adj.	Yes	Comfort Cooled Fresh Air	Central Supply and Extract	3	3	Balanced	G4	43	41	0	300	Not Applicable	1000	A	80	Switch	Bed / Trolley 1.45m	See Guidance Notes	1	
			Patient Waiting	1	20.0	Waiting Room	28	18	Radiant Panels	TRV Remote Head Adj.	Yes	Comfort Cooled Fresh Air	Central Supply and Extract	5	5	Balanced	G4	43	Not Applicable	0	300	Not Applicable	None	A	80	Switch	Floor 0m	See Guidance Notes	Not Applicable	
			Receiving/Resuscitation area	1	30.0	Resusitation Bay	25	21	Radiant Panels	BMS Adjustable Sensor	Yes	Comfort Cooled Fresh Air	Central Supply and Extract	10	6	Positive	G4	43	41	0	500	Not Applicable	1000	A	80	Switch	Bed / Trolley 1.45m	See Guidance Notes	2	
			Relatives Overnight Stay Room	1	10.0	Relatives Overnight Stay	25	20	Radiant Panels	TRV Remote Head Adj.	Yes	Comfort Cooled Fresh Air	Central Supply and Extract	4	0	Positive	G4	43	41	0	100	Not Applicable	None	A	80	Switch	Bed / Trolley 1.45m	See Guidance Notes	Not Applicable	
		Ward Areas	Ensuite Accessible Shower/Wc/WHB	1	6.0	Bathroom	28	18	Adjacent Space Transfer Air	None	No	None	Central Dirty Extract	0	10	Negative	None	43	41	0	200	200	None	A	80	Presence detection	Floor 0m	See Guidance Notes	Not Applicable	
			Single Bed Room	12	19.0	Bedroom	25	20	Radiant Panels	TRV Remote Head Adj.	Yes	Comfort Cooled Fresh Air	Central Supply Air	4	0	Positive	G4	43	41	0	100	5	300	A	80	Switch / Dimmer	Bed / Trolley 1.45m	See Guidance Notes	1	
			Ensuite Shower/Wc/WHB	12	4.5	Bathroom	28	18	Adjacent Space Transfer Air	None	No	None	Central Dirty Extract	0	10	Negative	None	43	41	0	200	200	None	A	80	Presence detection	Floor 0m	See Guidance Notes	Not Applicable	
			Single Bedroom (level 1)	12	19.0	Bedroom	25	20	Radiant Panels	TRV Remote Head Adj.	Yes	Comfort Cooled Fresh Air	Central Supply Air	4	0	Positive	G4	43	41	0	100	5	300	A	80	Switch / Dimmer	Bed / Trolley 1.45m	See Guidance Notes	1	
			Shower Room:en-suite	12	4.5	Bathroom	28	18	Adjacent Space Transfer Air	None	No	None	Central Dirty Extract	0	10	Negative	None	43	41	0	200	200	None	A	80	Presence detection	Floor 0m	See Guidance Notes	Not Applicable	
			Touchdown Base	5	2.0	Cellular / Ward Offices	25	18	Radiant Panels	TRV Remote Head Adj.	Yes	Comfort Cooled Fresh Air	Central Supply and Extract	4	3	Positive	G4	43	Not Applicable	0	300	Not Applicable	None	A	80	Switch	Desk 0.75 to 0.85m	See Guidance Notes	Not Applicable	
			Ward Management Office	1	10.0	Cellular / Ward Offices	25	18	Radiant Panels	TRV Remote Head Adj.	Yes	Comfort Cooled Fresh Air	Central Supply and Extract	4	3	Positive	G4	43	Not Applicable	0	300	Not Applicable	None	A	80	Switch	Desk 0.75 to 0.85m	See Guidance Notes	Not Applicable	
			Multi-Disciplinary Office	1	18.0	Cellular / Ward Offices	25	18	Radiant Panels	TRV Remote Head Adj.	Yes	Comfort Cooled Fresh Air	Central Supply and Extract	4	3	Positive	G4	43	Not Applicable	0	300	Not Applicable	None	A	80	Switch	Desk 0.75 to 0.85m	See Guidance Notes	Not Applicable	
			Staff Base	2	6.0	Cellular / Ward Offices	25	18	Radiant Panels	TRV Remote Head Adj.	Yes	Comfort Cooled Fresh Air	Central Supply and Extract	4	3	Positive	G4	43	Not Applicable	0	300	Not Applicable	None	A	80	Switch	Desk 0.75 to 0.85m	See Guidance Notes	Not Applicable	
			Support Facilities	Linen Bay	2	1.5	Linen Bay	28	18	Adjacent Space Transfer Air	None	No	None	Central Supply and Extract	0	3	Negative	None	43	Not Applicable	0	100	Not Applicable	None	A	80	Presence detection	Floor 0m	See Guidance Notes	Not Applicable
				Resuscitation Trolley Bay	2	1.0	Resus Trolley bay	25	18	Radiant Panels	TRV Remote Head Adj.	Yes	Comfort Cooled Fresh Air	Central Supply Air	0	0	Balanced	None	43	Not Applicable	0	500	Not Applicable	None	A	90	Switch	Bed / Trolley 1.45m	See Guidance Notes	Not Applicable
				Mobile X-Ray Bay	1	4.0	Circulation Equipment Storage Bays	28	16	Adjacent Space Transfer Air	None	No	None	Central General Extract	0	3	Negative	None	43	Not Applicable	0	200	Not Applicable	None	A	80	Presence detection	Floor 0m	See Guidance Notes	Not Applicable
				Parking Bay: Food Trolley	1	2.0	Circulation Equipment Storage Bays	28	16	Adjacent Space Transfer Air	None	No	None	Central General Extract	0	3	Negative	None	43	Not Applicable	0	200	Not Applicable	None	A	80	Presence detection	Floor 0m	See Guidance Notes	Not Applicable
				Pantry	1	8.0	Pantry	28	18	Radiant Panels	TRV Remote Head Adj.	Yes	Comfort Cooled Fresh Air	Central Supply and Extract	6	8	Negative	G4	43	41	0	300	Not Applicable	None	A	80	Switch	Floor 0m	See Guidance Notes	Not Applicable
				Interview/Relatives Quiet Room	1	9.0	Meeting Room	25	18	Radiant Panels	TRV Remote Head Adj.	Yes	Ceiling Cassette - Chilled Water	Central Supply and Extract	4	4	Balanced	G4	43	Not Applicable	0	300	Not Applicable	None	A	80	Switch	Desk 0.75 to 0.85m	See Guidance Notes	Not Applicable
		Teaching Room		1	20.0	Classroom	25	18	Radiant Panels	TRV Remote Head Adj.	Yes	Ceiling Cassette - Chilled Water	Central Supply and Extract	4	4	Balanced	G4	43	Not Applicable	0	300	Not Applicable	None	A	80	Switch	Desk 0.75 to 0.85m	See Guidance Notes	Not Applicable	
		Hoist Bay		2	3.0	Circulation Equipment Storage Bays	28	16	Adjacent Space Transfer Air	None	No	None	Central General Extract	0	3	Negative	None	43	Not Applicable	0	200	Not Applicable	None	A	80	Presence detection	Floor 0m	See Guidance Notes	Not Applicable	
		Utility Facilities		Clean Utility	1	12.0	Clean Utility	28	18	Radiant Panels	TRV Remote Head Adj.	Yes	Comfort Cooled Fresh Air	Central Supply Air	6	0	Positive	G4	43	41	0	150	Not Applicable	None	A	80	Presence detection	General working plane 1m	See Guidance Notes	Not Applicable
				Dirty Utility	2	14.0	Dirty utility	28	18	Adjacent Space Transfer Air	None	No	None	Central Dirty Extract	0	6	Negative	None	43	60	0	200	Not Applicable	None	A	80	Presence detection	Floor 0m	See Guidance Notes	Not Applicable
			DSR	1	7.0	DSR	28	18	Adjacent Space Transfer Air	None	No	None	Central Dirty Extract	0	10	Negative	None	43	Not Applicable	0	100	Not Applicable	None	A	90	Switch	Bed / Trolley 1.45m	See Guidance Notes	Not Applicable	
			Disposal Hold	2	10.0	Disposal Hold	28	18	Adjacent Space Transfer Air	None	No	None	Central Dirty Extract	0	10	Negative	None	43	Not Applicable	0	100	Not Applicable	None	A	90	Switch	Bed / Trolley 1.45m	See Guidance Notes	Not Applicable	
			Storage Facilities	Storage Equipment	1	10.0	Storage Area Equipment	28	16	Radiant Panels	TRV Remote Head Adj.	No	None	Central General Extract	0	3	Negative	None	43	Not Applicable	0	200	Not Applicable	None	A	80	Presence detection	Floor 0m	See Guidance Notes	Not Applicable
		Storage Consumables		1	18.0	Storage Area Equipment	28	16	Radiant Panels	TRV Remote Head Adj.	No	None	Central General Extract	0	3	Negative	None	43	Not Applicable	0	200	Not Applicable	None	A	80	Presence detection	Floor 0m	See Guidance Notes	Not Applicable	
		Storage Stationery		1	4.0	Storage Area Equipment	28	16	Radiant Panels	TRV Remote Head Adj.	No	None	Central General Extract	0	3	Negative	None	43	Not Applicable	0	200	Not Applicable	None	A	80	Presence detection	Floor 0m	See Guidance Notes	Not Applicable	
		Ward - Staff Facilities	Staff Room	1	9.0	Common room/staff room/lounge	28	18	Radiant Panels	TRV Remote Head Adj.	Yes	Comfort Cooled Fresh Air	Central Supply and Extract	6	8	Negative	G4	43	41	0	300	Not Applicable	None	A	80	Switch	Floor 0m	See Guidance Notes	Not Applicable	
			Ward Kitchen	1	12.0	Ward Kitchen	28	18	Adjacent Space Transfer Air	None	No	Ceiling Cassette - Chilled Water	Central General Extract	0	6	Negative	G4	Not Applicable	60	0	300	Not Applicable	None	A	80	Switch	General working plane 1m	See Guidance Notes	Not Applicable	
			WC Staff	3	3.0	Toilet	28	18	Adjacent Space Transfer Air	None	No	None	Central Dirty Extract	0	10	Negative	None	43	41	0	200	Not Applicable	None	A	80	Presence detection	Floor 0m	See Guidance Notes	Not Applicable	
			L2	Entrance & Reception	Reception	1	3.0	Reception	28	18	Radiant Panels	TRV Remote Head Adj.	Yes	Comfort Cooled Fresh Air	Central Supply Air	3	0	Positive	G4	43	Not Applicable	0	300	Not Applicable	None	A	80	Switch	Desk 0.75 to 0.85m	See Guidance Notes
		Waiting Area			1	16.5	Waiting Room	28	18	Radiant Panels	TRV Remote Head Adj.	Yes	Comfort Cooled Fresh Air	Central Supply and Extract	5	5	Balanced	G4	43	Not Applicable	0	300	Not Applicable	None	A	80	Switch	Floor 0m	See Guidance Notes	Not Applicable
		WC: Semi Ambulant			2	3.0	Toilet	28	18	Adjacent Space Transfer Air	None	No	None	Central Dirty Extract	0	10	Negative	None	43	41	0	200	Not Applicable	None	A	80	Presence detection	Floor 0m	See Guidance Notes	Not Applicable
		WC: Independent Wheelchair			1	4.5	Toilet	28	18	Adjacent Space Transfer Air	None	No	None	Central Dirty Extract	0	10	Negative	None	43	41	0	200	Not Applicable	None	A	80	Presence detection	Floor 0m	See Guidance Notes	Not Applicable
		Bedroom & Sanitary Facilities			Single Bedroom	41	19.0	Bedroom	25	20	Radiant Panels	TRV Remote Head Adj.	Yes	Comfort Cooled Fresh Air	Central Supply Air	4	0	Positive	G4	43	41	0	100	5	300	A	80	Switch / Dimmer	Bed / Trolley 1.45m	See Guidance Notes
				Single Isolation Bedroom	2	19.0	Isolation Bedroom	25	21	Adjacent Space Transfer Air	BMS Adjustable Sensor	Yes	Comfort Cooled Fresh Air	HBN4 Dependant	HBN4 Dependant	HBN4 Dependant	Balanced	F7	43	41	0	100	5	300	A	80	Switch	Bed / Trolley 1.45m	See Guidance Notes	1
				Isolation Bedroom Entrance Lobby	2	4.0	Isolation Lobby	25	18	Warm Air - Reheat Battery	BMS Adjustable Sensor	Yes	Comfort Cooled Fresh Air	HBN4 Dependant	HBN4 Dependant	HBN4 Dependant	0	F7	43	Not Applicable	0	200	Not Applicable	None	A	80	Presence detection	Floor 0m	See Guidance Notes	Not Applicable
				Shower Room:en-suite	43	4.5	Bathroom	28	18	Adjacent Space Transfer Air	None	No	None	Central Dirty Extract	0	10	Negative	None	43	41	0	200	200	None	A	80	Presence detection	Floor 0m	See Guidance Notes	Not Applicable
Assisted Bathroom	1			14.0	Bathroom	28	18	Adjacent Space Transfer Air	None	No	None	Central Dirty Extract	0	10	Negative	None	43	41	0	200	200	None	A	80	Presence detection	Floor 0m	See Guidance Notes	Not Applicable		
Support Facilities	Treatment Room	1		16.0	Consulting Room	28	18	Radiant Panels	TRV Remote Head Adj.	Yes	Comfort Cooled Fresh Air	Central Supply and Extract	3	3	Balanced	G4	43	41	0	300	Not Applicable	1000	A	80	Switch	Bed / Trolley 1.45m	See Guidance Notes	1		
	Ward Management Office	2		9.0	Cellular / Ward Offices	25	18	Radiant Panels	TRV Remote Head Adj.	Yes	Comfort Cooled Fresh Air	Central Supply and Extract	4	3	Positive	G4	43	Not Applicable	0	300	Not Applicable	None	A	80	Switch	Desk 0.75 to 0.85m	See Guidance Notes	Not Applicable		
	Multi-Disciplinary Office	2		18.0	Cellular / Ward Offices	25	18	Radiant Panels	TRV Remote Head Adj.	Yes	Comfort Cooled Fresh Air	Central Supply and Extract	4	3	Positive	G4	43	Not Applicable	0	300	Not Applicable	None	A	80	Switch	Desk 0.75 to 0.85m	See Guidance Notes	Not Applicable		
	Touchdown Base	12		2.0	Circulation Areas	28	18	Radiant Panels	TRV Remote Head Adj.	No	None	Refer to Guidance Notes	Refer to Guidance Notes	0	G4	43	41	0	300	Not Applicable	None	A	80	Switch / Dimmer						

Dept Code	Dept Name	Department Sub Group	Room Name	Qty	Area (m2)	Room Function	Temperature		Heating		Cooling Present	Cooling Type	Ventilation				Safety temperatures		Safety Notes		Lighting				Notes	Medical Location Group						
							Design Maximum deg C	Design Minimum deg C	Type	Control			Type	Supply ac/hr	Extract ac/hr	Relative Pressure	Min Filtration	Surface deg C	Water deg C	Normal lux	Night lux	Local lux	Standby Grade	Colour Rendering			Control	Plane				
M1	DCN Outpatients	Entrance Facilities	Enquiry / Information Desk: 2 staff	1	8.0	Reception	28	18	Radiant Panels	TRV Remote Head Adj.	Yes	Comfort Cooled Fresh Air	Central Supply Air	3	0	Positive	G4	43	Not Applicable	0	300	Not Applicable	None	A	80	Switch	Desk 0.75 to 0.85m	See Guidance Notes	Not Applicable			
			Medical Records Store	1	8.0	Cellular / Ward Offices	25	18	Radiant Panels	TRV Remote Head Adj.	Yes	Comfort Cooled Fresh Air	Central Supply and Extract	4	3	Positive	G4	43	Not Applicable	0	300	Not Applicable	None	A	80	Switch	Desk 0.75 to 0.85m	See Guidance Notes	Not Applicable			
			Main Waiting	1	59.0	Waiting Room	28	18	Radiant Panels	TRV Remote Head Adj.	Yes	Comfort Cooled Fresh Air	Central Supply and Extract	5	5	Balanced	G4	43	Not Applicable	0	300	Not Applicable	None	A	80	Switch	Floor 0m	See Guidance Notes	Not Applicable			
			Public Telephone: Single Booth	1	1.5	Circulation Phone Both	28	18	Radiant Panels	TRV Remote Head Adj.	No	None	None	Central Supply and Extract	0	0	Balanced	G4	43	41	0	200	Not Applicable	None	A	80	Switch / Dimmer	Desk 0.75 to 0.85m	See Guidance Notes	Not Applicable		
			Public Telephone: Single Booth, Accessible	1	2.0	Circulation Phone Both	28	18	Radiant Panels	TRV Remote Head Adj.	No	None	None	Central Supply and Extract	0	0	Balanced	G4	43	41	0	200	Not Applicable	None	A	80	Switch / Dimmer	Desk 0.75 to 0.85m	See Guidance Notes	Not Applicable		
			WC Fully Accessible Changing Room	1	7.0	Changing Facilities	28	18	Radiant Panels	TRV Remote Head Adj.	Yes	Comfort Cooled Fresh Air	Central Supply and Extract	5	4	Positive	G4	43	41	0	100	Not Applicable	None	A	80	Presence detection	Floor 0m	See Guidance Notes	Not Applicable			
			Refreshment: Vending Machine	1	3.0	Waiting Room	28	18	Radiant Panels	TRV Remote Head Adj.	Yes	Comfort Cooled Fresh Air	Central Supply and Extract	5	5	Balanced	G4	43	Not Applicable	0	300	Not Applicable	None	A	80	Switch	Floor 0m	See Guidance Notes	Not Applicable			
		Consulting Suite A	Nurse Base	1	2.0	Circulation Areas	28	18	Radiant Panels	TRV Remote Head Adj.	No	None	None	Central Dirty Extract	0	10	Negative	None	43	41	0	200	Not Applicable	None	A	80	Switch / Dimmer	Desk 0.75 to 0.85m	See Guidance Notes	Not Applicable		
			WC - Wheelchair accessible	1	4.5	Toilet	28	18	Adjacent Space Transfer Air	None	No	None	None	Central Dirty Extract	0	10	Negative	None	43	41	0	200	Not Applicable	None	A	80	Presence detection	Floor 0m	See Guidance Notes	Not Applicable		
			Physical Measurement	1	3.5	Consulting Room	28	18	Radiant Panels	TRV Remote Head Adj.	Yes	Comfort Cooled Fresh Air	Central Supply and Extract	3	3	Balanced	G4	43	41	0	300	Not Applicable	1000	A	80	Switch	Bed / Trolley 1.45m	See Guidance Notes	1			
			Consult/Examination	15.5	28	18	Radiant Panels	TRV Remote Head Adj.	Yes	Comfort Cooled Fresh Air	Central Supply and Extract	3	3	Balanced	G4	43	41	0	300	Not Applicable	1000	A	80	Switch	Bed / Trolley 1.45m	See Guidance Notes	1					
			Consult/Multi-Disciplinary	2	24.0	28	18	Radiant Panels	TRV Remote Head Adj.	Yes	Comfort Cooled Fresh Air	Central Supply and Extract	3	3	Balanced	G4	43	41	0	300	Not Applicable	1000	A	80	Switch	Bed / Trolley 1.45m	See Guidance Notes	1				
			Treatment Room (with prep area)	1	16.0	28	18	Radiant Panels	TRV Remote Head Adj.	Yes	Comfort Cooled Fresh Air	Central Supply Air	10	0	Positive	F7	43	41	0	500	Not Applicable	1000	A	90	Switch	Bed / Trolley 1.45m	See Guidance Notes	1				
			Phlebotomy Room	1	8.0	28	18	Radiant Panels	TRV Remote Head Adj.	Yes	Comfort Cooled Fresh Air	Central Supply and Extract	3	3	Balanced	G4	43	41	0	300	Not Applicable	1000	A	80	Switch	Bed / Trolley 1.45m	See Guidance Notes	1				
			Store - Equipment / General	1	6.0	Storage Area Equipment	28	18	Radiant Panels	TRV Remote Head Adj.	No	None	None	Central General Extract	0	3	Negative	None	43	Not Applicable	0	200	Not Applicable	None	A	80	Presence detection	Floor 0m	See Guidance Notes	Not Applicable		
			Sub Waiting Area	1	16.5	28	18	Radiant Panels	TRV Remote Head Adj.	Yes	Comfort Cooled Fresh Air	Central Supply and Extract	5	5	Balanced	G4	43	Not Applicable	0	300	Not Applicable	None	A	80	Switch	Floor 0m	See Guidance Notes	Not Applicable				
			Consulting Suite B (Pre Admission Clinic)	Nurse Base	1	2.0	Circulation Areas	28	18	Radiant Panels	TRV Remote Head Adj.	No	None	None	Central Dirty Extract	0	10	Negative	None	43	41	0	200	Not Applicable	None	A	80	Switch / Dimmer	Desk 0.75 to 0.85m	See Guidance Notes	Not Applicable	
		WC - Wheelchair accessible		1	4.5	Consulting Room	28	18	Radiant Panels	TRV Remote Head Adj.	Yes	Comfort Cooled Fresh Air	Central Supply and Extract	3	3	Balanced	G4	43	41	0	300	Not Applicable	1000	A	80	Switch	Bed / Trolley 1.45m	See Guidance Notes	1			
		Physical Measurement		1	3.5	28	18	Radiant Panels	TRV Remote Head Adj.	Yes	Comfort Cooled Fresh Air	Central Supply and Extract	3	3	Balanced	G4	43	41	0	300	Not Applicable	1000	A	80	Switch	Bed / Trolley 1.45m	See Guidance Notes	1				
		Consult/Examination		4	15.5	28	18	Radiant Panels	TRV Remote Head Adj.	Yes	Comfort Cooled Fresh Air	Central Supply and Extract	3	3	Balanced	G4	43	41	0	300	Not Applicable	1000	A	80	Switch	Bed / Trolley 1.45m	See Guidance Notes	1				
		Pre Op Clinic Team Office		1	17.0	28	18	Radiant Panels	TRV Remote Head Adj.	Yes	Comfort Cooled Fresh Air	Central Supply and Extract	4	3	Positive	G4	43	Not Applicable	0	300	Not Applicable	None	A	80	Switch	Desk 0.75 to 0.85m	See Guidance Notes	Not Applicable				
		Clean Utility		1	8.0	28	18	Radiant Panels	TRV Remote Head Adj.	Yes	Comfort Cooled Fresh Air	Central Supply Air	6	0	Positive	G4	43	41	0	150	Not Applicable	None	A	80	Presence detection	General working plane 1m	See Guidance Notes	Not Applicable				
		Dirty Utility: urine test		1	11.0	28	18	Adjacent Space Transfer Air	None	No	None	None	Central Dirty Extract	0	6	Negative	None	43	60	0	200	Not Applicable	None	A	80	Presence detection	Floor 0m	See Guidance Notes	Not Applicable			
		Patient Interview Room		1	9.0	28	18	Radiant Panels	TRV Remote Head Adj.	Yes	Ceiling Cassette - Chilled Water	Central Supply and Extract	4	4	Balanced	G4	43	Not Applicable	0	300	Not Applicable	None	A	80	Switch	Desk 0.75 to 0.85m	See Guidance Notes	Not Applicable				
		Outpatient Management Office		1	9.0	25	18	Radiant Panels	TRV Remote Head Adj.	Yes	Comfort Cooled Fresh Air	Central Supply and Extract	4	3	Positive	G4	43	Not Applicable	0	300	Not Applicable	None	A	80	Switch	Desk 0.75 to 0.85m	See Guidance Notes	Not Applicable				
		Staff Room		1	12.0	28	18	Radiant Panels	TRV Remote Head Adj.	Yes	Comfort Cooled Fresh Air	Central Supply and Extract	6	8	Negative	G4	43	41	0	300	Not Applicable	None	A	80	Switch	Floor 0m	See Guidance Notes	Not Applicable				
		Staff Support Facilities	WC - Staff	2	3.0	28	18	Adjacent Space Transfer Air	None	No	None	None	Central Dirty Extract	0	10	Negative	None	43	41	0	200	Not Applicable	None	A	80	Presence detection	Floor 0m	See Guidance Notes	Not Applicable			
			Store: Clinical Supplies, Equipment & Stationery	1	15.0	Storage Area Equipment	28	16	Radiant Panels	TRV Remote Head Adj.	No	None	None	Central General Extract	0	3	Negative	None	43	Not Applicable	0	200	Not Applicable	None	A	80	Presence detection	Floor 0m	See Guidance Notes	Not Applicable		
			Linen Bay	1	1.5	Circulation Areas	28	18	Radiant Panels	TRV Remote Head Adj.	No	None	None	Central Dirty Extract	0	10	Negative	None	43	41	0	300	Not Applicable	None	A	80	Switch / Dimmer	Desk 0.75 to 0.85m	See Guidance Notes	Not Applicable		
			DSR	1	7.0	28	18	Adjacent Space Transfer Air	None	No	None	None	Central Dirty Extract	0	10	Negative	None	43	Not Applicable	0	100	Not Applicable	None	A	90	Switch	Bed / Trolley 1.45m	See Guidance Notes	Not Applicable			
			M2	DCN Therapies	NA	Waiting	1	18.0	Waiting Room	28	18	Radiant Panels	TRV Remote Head Adj.	Yes	Comfort Cooled Fresh Air	Central Supply and Extract	5	5	Balanced	G4	43	Not Applicable	0	300	Not Applicable	None	A	80	Switch	Floor 0m	See Guidance Notes	Not Applicable
						Reception	1	8.0	28	18	Radiant Panels	TRV Remote Head Adj.	Yes	Comfort Cooled Fresh Air	Central Supply Air	3	0	Positive	G4	43	Not Applicable	0	300	Not Applicable	None	A	80	Switch	Desk 0.75 to 0.85m	See Guidance Notes	Not Applicable	
					Occupational Therapy	ADL Kitchen	1	22.0	28	18	Adjacent Space Transfer Air	None	Yes	Ceiling Cassette - Chilled Water	Central General Extract	0	6	Negative	G4	Not Applicable	60	0	300	Not Applicable	None	A	80	Switch	General working plane 1m	See Guidance Notes	Not Applicable	
						ADL Bathroom, Shower, WC with hoists	1	13.0	28	18	Adjacent Space Transfer Air	None	No	None	Central Dirty Extract	0	10	Negative	None	43	41	0	200	Not Applicable	None	A	80	Presence detection	Floor 0m	See Guidance Notes	Not Applicable	
					Physiotherapy	Physio Treatment Room	1	15.0	28	18	Radiant Panels	TRV Remote Head Adj.	Yes	Comfort Cooled Fresh Air	Central Supply and Extract	5	6	Negative	G4	43	41	0	300	Not Applicable	None	A	80	Switch / Dimmer	Floor 0m	See Guidance Notes	1	
						Multi-Purpose Rehabilitation Room	1	80.0	28	18	Radiant Panels	TRV Remote Head Adj.	Yes	Comfort Cooled Fresh Air	Central Supply and Extract	5	6	Negative	G4	43	41	0	300	Not Applicable	None	A	80	Switch / Dimmer	Floor 0m	See Guidance Notes	1	
		Speech & Language Therapy			Consult/Examination	1	15.5	28	18	Radiant Panels	TRV Remote Head Adj.	Yes	Comfort Cooled Fresh Air	Central Supply and Extract	3	3	Balanced	G4	43	41	0	300	Not Applicable	1000	A	80	Switch	Bed / Trolley 1.45m	See Guidance Notes	1		
					Treatment Room	2	15.0	28	18	Radiant Panels	TRV Remote Head Adj.	Yes	Comfort Cooled Fresh Air	Central Supply Air	10	0	Positive	F7	43	41	0	500	Not Applicable	1000	A	90	Switch	Bed / Trolley 1.45m	See Guidance Notes	1		
					Store: General/Equipment	1	25.0	28	16	Radiant Panels	TRV Remote Head Adj.	No	None	None	Central General Extract	0	3	Negative	None	43	Not Applicable	0	200	Not Applicable	None	A	80	Presence detection	Floor 0m	See Guidance Notes	Not Applicable	
					Store: General/Equipment	1	20.0	28	16	Radiant Panels	TRV Remote Head Adj.	No	None	None	Central General Extract	0	3	Negative	None	43	Not Applicable	0	200	Not Applicable	None	A	80	Presence detection	Floor 0m	See Guidance Notes	Not Applicable	
			Store: General/Equipment	1	5.0	28	16	Radiant Panels	TRV Remote Head Adj.	No	None	None	Central General Extract	0	3	Negative	None	43	Not Applicable	0	200	Not Applicable	None	A	80	Presence detection	Floor 0m	See Guidance Notes	Not Applicable			
			Changing Cubicles	4	4.0	28	18	Radiant Panels	TRV Remote Head Adj.	Yes	Comfort Cooled Fresh Air	Central Supply and Extract	5	4	Positive	G4	43	41	0	100	Not Applicable	None	A	80	Presence detection	Floor 0m	See Guidance Notes	Not Applicable				
			Staff Office	1	65.6	28	18	Radiant Panels	TRV Remote Head Adj.	Yes	Comfort Cooled Fresh Air	Central Supply and Extract	4	3	Positive	G4	43	Not Applicable	0	300	Not Applicable	None	A	80	Switch	Desk 0.75 to 0.85m	See Guidance Notes	Not Applicable				
			Interview Room	2	9.0	28	18	Radiant Panels	TRV Remote Head Adj.	Yes	Ceiling Cassette - Chilled Water	Central Supply and Extract	4	4	Balanced	G4	43	Not Applicable	0	300	Not Applicable	None	A	80	Switch	Desk 0.75 to 0.85m	See Guidance Notes	Not Applicable				
		Patient Toilet	2	4.5	28	18	Adjacent Space Transfer Air	None	No	None	Central Dirty Extract	0	10	Negative	None	43	41	0	200	Not Applicable	None	A	80	Presence detection	Floor 0m	See Guidance Notes	Not Applicable					
Staff Toilet	2	3.0	28	18	Adjacent Space Transfer Air	None	No	None	None	Central Dirty Extract	0	10	Negative	None	43	41	0	200	Not Applicable	None	A	80	Presence detection	Floor 0m	See Guidance Notes	Not Applicable						
M3	Programmed Investigations Unit	NA	Waiting area: 4 & 2 wheelchairs	1	17.0	Waiting Room	28	18	Radiant Panels	TRV Remote Head Adj.	Yes	Comfort Cooled Fresh Air	Central Supply and Extract	5	5	Balanced	G4	43	Not Applicable	0	300	Not Applicable	None	A	80	Switch	Floor 0m	See Guidance Notes	Not Applicable			
			Treatment Area	1	45.0	28	18	Radiant Panels	TRV Remote Head Adj.	Yes	Comfort Cooled Fresh Air	Central Supply Air	10	0	Positive	F7	43	41	0	500	Not Applicable	1000	A	90	Switch	Bed / Trolley 1.45m	See Guidance Notes	1				
			Treatment Room	1	16.0	28	18	Radiant Panels	TRV Remote Head Adj.	Yes	Comfort Cooled Fresh Air	Central Supply Air	10	0	Positive	F7	43	41	0	500	Not Applicable	1000	A	90	Switch	Bed / Trolley 1.45m	See Guidance Notes	1				
M4	DCN Neurophysiology	NA	Waiting Area (DCN)	1	15.0	Waiting Room	28	18	Radiant Panels	TRV Remote Head Adj.	Yes	Comfort Cooled Fresh Air	Central Supply and Extract	5	5	Balanced	G4	43	Not Applicable	0	300	Not Applicable	None	A	80	Switch	Floor 0m	See Guidance Notes	Not Applicable			
			WC - wheelchair accessible (DCN)	1	4.5																											

Dept Code	Dept Name	Department Sub Group	Room Name	Qty	Area (m2)	Room Function	Temperature		Heating		Cooling Present	Cooling Type	Ventilation				Safety temperatures		Safety Notes	Lighting					Notes	Medical Location Group				
							Design Maximum deg C	Design Minimum deg C	Type	Control			Type	Supply ac/hr	Extract ac/hr	Relative Pressure	Min Filtration	Surface deg C		Water deg C	Normal lux	Night lux	Local lux	Standby Grade			Colour Rendering	Control	Plane	
N1	DCN Entrance	NA	Reception / Information Desk	1	6.0	Reception	28	18	Radiant Panels	TRV Remote Head Adj.	Yes	Comfort Cooled Fresh Air	Central Supply Air	3	0	Positive	G4	43	Not Applicable	0	300	Not Applicable	None	A	80	Switch	Desk 0.75 to 0.85m	See Guidance Notes	Not Applicable	
			Waiting Area	1	8.0	Waiting Room	28	18	Radiant Panels	TRV Remote Head Adj.	Yes	Comfort Cooled Fresh Air	Central Supply and Extract	5	5	Balanced	G4	43	Not Applicable	0	300	Not Applicable	None	A	80	Switch	Floor 0m	See Guidance Notes	Not Applicable	
			Vending Machine	1	3.0	Circulation Areas	28	18	Radiant Panels	TRV Remote Head Adj.	No	None	None	None	Refer to Guidance Notes	Refer to Guidance Notes	0	G4	43	41	0	300	Not Applicable	None	A	80	Switch / Dimmer	Desk 0.75 to 0.85m	See Guidance Notes	Not Applicable
			WC - Visitors	1	3.0	Toilet	28	18	Adjacent Space Transfer Air	None	No	None	None	Central Dirty Extract	0	10	Negative	None	43	41	0	200	Not Applicable	None	A	80	Presence detection	Floor 0m	See Guidance Notes	Not Applicable
			Wheelchair Bay	1	6.0	Circulation Equipment Storage Bays	28	16	Adjacent Space Transfer Air	None	No	None	None	Central General Extract	0	3	Negative	None	43	Not Applicable	0	200	Not Applicable	None	A	80	Presence detection	Floor 0m	See Guidance Notes	Not Applicable
			WC - Wheelchair accessible	1	4.5	Toilet	28	18	Adjacent Space Transfer Air	None	No	None	None	Central Dirty Extract	0	10	Negative	None	43	41	0	200	Not Applicable	None	A	80	Presence detection	Floor 0m	See Guidance Notes	Not Applicable
			Staff Room	1	34.0	Common room/staff room/lounge	28	18	Radiant Panels	TRV Remote Head Adj.	Yes	Comfort Cooled Fresh Air	Central Supply and Extract	6	8	Negative	G4	43	41	0	300	Not Applicable	None	A	80	Switch	Floor 0m	See Guidance Notes	Not Applicable	
N2	DCN Wards / Health Records Support - (N2)	NA	Grab & Go	1	20.0	Common room/staff room/lounge	28	18	Radiant Panels	TRV Remote Head Adj.	Yes	Comfort Cooled Fresh Air	Central Supply and Extract	6	8	Negative	G4	43	41	0	300	Not Applicable	None	A	80	Switch	Floor 0m	See Guidance Notes	Not Applicable	
			Disposal Hold (small)	1	4.0	Disposal Hold	28	18	Adjacent Space Transfer Air	None	No	None	None	Central Dirty Extract	0	10	Negative	None	43	Not Applicable	0	100	Not Applicable	None	A	90	Switch	Bed / Trolley 1.45m	See Guidance Notes	Not Applicable

- Notes
- a) Linen Bay recess to be treated as part of room.
 - b) Mobile Equipment Bay Recess to be treated as part of room
 - c) Resusc Trolley Area Recess to be treated as part of room
 - d) Consult Exam Room - note 10ac/hr not allowed for unless room title listed as Treatment Room.
 - e) Reception & Waiting Combined
 - f) Internal Temperatures should not exceed 28 deg C (db) for more than 50hrs per year
 - g) Offices assumed to have openable windows without 100mm restrictors for natural ventilation .
 - h) Staff Rest assumed to have openable windows without 100mm restrictors for natural ventilation and occupancy factor of 0.8.

Dept Code	Dept Name	Department Sub Group	Room Name	Qty	Area (m2)	Room Function	Temperature		Heating		Cooling Present	Cooling Type	Ventilation				Safety temperatures		Safety Notes	Lighting					Notes	Medical Location Group				
							Design Maximum deg C	Design Minimum deg C	Type	Control			Type	Supply ac/hr	Extract ac/hr	Relative Pressure	Min Filtration	Surface deg C		Water deg C	Normal lux	Night lux	Local lux	Standby Grade			Colour Rendering	Control	Plane	
P1	Operating Theatres & RHSC Surgical Day Case Unit	RHSC Staff Entrance	Staff Reception / Office / Control Base	1	20.0	Reception	28	18	Radiant Panels	TRV Remote Head Adj.	Yes	Comfort Cooled Fresh Air	Central Supply Air	3	0	Positive	G4	43	Not Applicable	0	300	Not Applicable	None	A	80	Switch	Desk 0.75 to 0.85m	See Guidance Notes	Not Applicable	
			RHSC Day Case Entrance and Reception	Reception	1	8.0	Reception	28	18	Radiant Panels	TRV Remote Head Adj.	Yes	Comfort Cooled Fresh Air	Central Supply Air	3	0	Positive	G4	43	Not Applicable	0	300	Not Applicable	None	A	80	Switch	Desk 0.75 to 0.85m	See Guidance Notes	Not Applicable
				General Office	1	14.5	Cellular / Ward Offices	25	18	Radiant Panels	TRV Remote Head Adj.	Yes	Comfort Cooled Fresh Air	Central Supply and Extract	4	3	Positive	G4	43	Not Applicable	0	300	Not Applicable	None	A	80	Switch	Desk 0.75 to 0.85m	See Guidance Notes	Not Applicable
				Main Waiting/Play Area	1	50.0	Waiting Room	28	18	Radiant Panels	TRV Remote Head Adj.	Yes	Comfort Cooled Fresh Air	Central Supply and Extract	5	5	Balanced	G4	43	Not Applicable	0	300	Not Applicable	None	A	80	Switch	Floor 0m	See Guidance Notes	Not Applicable
				WC - Wheelchair accessible	3	4.5	Toilet	28	18	Adjacent Space Transfer Air	None	No	None	Central Dirty Extract	0	10	Negative	None	43	41	0	200	Not Applicable	None	A	80	Presence detection	Floor 0m	See Guidance Notes	Not Applicable
				Single Rooms ensuite	3	15.0	Bathroom	28	18	Adjacent Space Transfer Air	None	No	None	Central Dirty Extract	0	10	Negative	None	43	41	0	200	Not Applicable	None	A	80	Presence detection	Floor 0m	See Guidance Notes	Not Applicable
				En Suite WC / WHB	3	4.5	Toilet	28	18	Adjacent Space Transfer Air	None	No	None	Central Dirty Extract	0	10	Negative	None	43	41	0	200	Not Applicable	None	A	80	Presence detection	Floor 0m	See Guidance Notes	Not Applicable
				Changing Cubicles	3	4.0	Changing Facilities	28	18	Radiant Panels	TRV Remote Head Adj.	Yes	Comfort Cooled Fresh Air	Central Supply and Extract	5	4	Positive	G4	43	41	0	100	Not Applicable	None	A	80	Presence detection	Floor 0m	See Guidance Notes	Not Applicable
				Locker Bay	1	13.0	Changing Facilities	28	18	Radiant Panels	TRV Remote Head Adj.	Yes	Comfort Cooled Fresh Air	Central Supply and Extract	5	4	Positive	G4	43	41	0	100	Not Applicable	None	A	80	Presence detection	Floor 0m	See Guidance Notes	Not Applicable
				WC - Staff	1	3.0	Toilet	28	18	Adjacent Space Transfer Air	None	No	None	Central Dirty Extract	0	10	Negative	None	43	41	0	200	Not Applicable	None	A	80	Presence detection	Floor 0m	See Guidance Notes	Not Applicable
		Interview Rooms		2	12.0	Meeting Room	25	18	Radiant Panels	TRV Remote Head Adj.	Yes	Ceiling Cassette - Chilled Water	Central Supply and Extract	4	4	Balanced	G4	43	Not Applicable	0	300	Not Applicable	None	A	80	Switch	Desk 0.75 to 0.85m	See Guidance Notes	Not Applicable	
		Consult/Examination	2	15.5	Consulting Room	28	18	Radiant Panels	TRV Remote Head Adj.	Yes	Comfort Cooled Fresh Air	Central Supply and Extract	3	3	Balanced	G4	43	41	0	300	Not Applicable	1000	A	80	Switch	Bed / Trolley 1.45m	See Guidance Notes	1		
		Physical Measurement Bay	1	3.5	Consulting Room	28	18	Radiant Panels	TRV Remote Head Adj.	Yes	Comfort Cooled Fresh Air	Central Supply and Extract	3	3	Balanced	G4	43	41	0	300	Not Applicable	1000	A	80	Switch	Bed / Trolley 1.45m	See Guidance Notes	1		
		DCN Entrance, Reception & Waiting Facilities with Admissions Suite	Reception, administration office & communication base: 4 staff	1	24.0	Reception	28	18	Radiant Panels	TRV Remote Head Adj.	Yes	Comfort Cooled Fresh Air	Central Supply Air	3	0	Positive	G4	43	Not Applicable	0	300	Not Applicable	None	A	80	Switch	Desk 0.75 to 0.85m	See Guidance Notes	Not Applicable	
			Duty room: 2 porters	1	5.0	Cellular / Ward Offices	25	18	Radiant Panels	TRV Remote Head Adj.	Yes	Comfort Cooled Fresh Air	Central Supply and Extract	4	3	Positive	G4	43	Not Applicable	0	300	Not Applicable	None	A	80	Switch	Desk 0.75 to 0.85m	See Guidance Notes	Not Applicable	
			Admissions Lounge	1	36.0	Common room/staff room/lounge	28	18	Radiant Panels	TRV Remote Head Adj.	Yes	Comfort Cooled Fresh Air	Central Supply and Extract	6	8	Negative	G4	43	41	0	300	Not Applicable	None	A	80	Switch	Floor 0m	See Guidance Notes	Not Applicable	
			Inpatient Holding Bays (Bed)	2	8.0	Recovery Bay / Recovery Room	28	20	Radiant Panels	TRV Remote Head Adj.	Yes	Comfort Cooled Fresh Air	Central Supply and Extract	4	0	Positive	G4	43	41	0	500	Not Applicable	1000	A	80	Switch / Dimmer	Bed / Trolley 1.45m	See Guidance Notes	1	
			Inpatient Holding Bays (Chair)	2	4.0	Recovery Bay / Recovery Room	28	20	Radiant Panels	TRV Remote Head Adj.	Yes	Comfort Cooled Fresh Air	Central Supply and Extract	4	0	Positive	G4	43	41	0	500	Not Applicable	1000	A	80	Switch / Dimmer	Bed / Trolley 1.45m	See Guidance Notes	1	
			WC & handwash: accessible, wheelchair assisted	1	4.5	Toilet	28	18	Adjacent Space Transfer Air	None	No	None	Central Dirty Extract	0	10	Negative	None	43	41	0	200	Not Applicable	None	A	80	Presence detection	Floor 0m	See Guidance Notes	Not Applicable	
			Consulting, examination & changing room	3	15.5	Consulting Room	28	18	Radiant Panels	TRV Remote Head Adj.	Yes	Comfort Cooled Fresh Air	Central Supply and Extract	3	3	Balanced	G4	43	41	0	300	Not Applicable	1000	A	80	Switch	Bed / Trolley 1.45m	See Guidance Notes	1	
			Interview, counselling & quiet room: 5 persons	1	9.0	Meeting Room	25	18	Radiant Panels	TRV Remote Head Adj.	Yes	Ceiling Cassette - Chilled Water	Central Supply and Extract	4	4	Balanced	G4	43	Not Applicable	0	300	Not Applicable	None	A	80	Switch	Desk 0.75 to 0.85m	See Guidance Notes	Not Applicable	
			Changing Cubicle	1	4.0	Changing Facilities	28	18	Radiant Panels	TRV Remote Head Adj.	Yes	Comfort Cooled Fresh Air	Central Supply and Extract	5	4	Positive	G4	43	41	0	100	Not Applicable	None	A	80	Presence detection	Floor 0m	See Guidance Notes	Not Applicable	
			WC & handwash: accessible, wheelchair assisted	1	4.5	Toilet	28	18	Adjacent Space Transfer Air	None	No	None	Central Dirty Extract	0	10	Negative	None	43	41	0	200	Not Applicable	None	A	80	Presence detection	Floor 0m	See Guidance Notes	Not Applicable	
		RHSC Pre Theatre Admissions Suite	Immediate Pre Theatre Wait	1	50.0	Waiting Room	28	18	Radiant Panels	TRV Remote Head Adj.	Yes	Comfort Cooled Fresh Air	Central Supply and Extract	5	5	Balanced	G4	43	Not Applicable	0	300	Not Applicable	None	A	80	Switch	Floor 0m	See Guidance Notes	Not Applicable	
			WC - Wheelchair accessible	2	4.5	Toilet	28	18	Adjacent Space Transfer Air	None	No	None	Central Dirty Extract	0	10	Negative	None	43	41	0	200	Not Applicable	None	A	80	Presence detection	Floor 0m	See Guidance Notes	Not Applicable	
		Operating Theatre Suite	Anaesthetic Room	8	19.0	Operating Theatre Suite	25	18	Warm Air - Reheat Battery	BMS Adjustable Sensor	Yes	Comfort Cooled Fresh Air	In line with SHTM 03-01	In line with SHTM 03-01	0	F7	43	Not Applicable	0	500	Not Applicable	10,000 - 100,000	A	80	Switch	Floor 0m	See Guidance Notes	2		
			Anaesthetic room: emergency operations	1	29.0	Operating Theatre Suite	25	18	Warm Air - Reheat Battery	BMS Adjustable Sensor	Yes	Comfort Cooled Fresh Air	In line with SHTM 03-01	In line with SHTM 03-01	0	F7	43	Not Applicable	0	500	Not Applicable	10,000 - 100,000	A	80	Switch	Floor 0m	See Guidance Notes	2		
			Operating Theatre	9	55.0	Operating Theatre Suite	25	18	Warm Air - Reheat Battery	BMS Adjustable Sensor	Yes	Comfort Cooled Fresh Air	In line with SHTM 03-01	In line with SHTM 03-01	0	F7	43	Not Applicable	0	500	Not Applicable	10,000 - 100,000	A	80	Switch	Floor 0m	See Guidance Notes	2		
			Minor Procedures Room	1	19.0	Operating Theatre Suite	25	18	Warm Air - Reheat Battery	BMS Adjustable Sensor	Yes	Comfort Cooled Fresh Air	In line with SHTM 03-01	In line with SHTM 03-01	0	F7	43	Not Applicable	0	500	Not Applicable	10,000 - 100,000	A	80	Switch	Floor 0m	See Guidance Notes	2		
			Scrub-up (single)	9	11.0	Operating Theatre Suite	25	18	Warm Air - Reheat Battery	BMS Adjustable Sensor	Yes	Comfort Cooled Fresh Air	In line with SHTM 03-01	In line with SHTM 03-01	0	F7	43	Not Applicable	0	500	Not Applicable	10,000 - 100,000	A	80	Switch	Floor 0m	See Guidance Notes	2		
			Preparation Room	9	12.0	Recovery Bay / Recovery Room	25	18	Warm Air - Reheat Battery	BMS Adjustable Sensor	Yes	Comfort Cooled Fresh Air	In line with SHTM 03-01	In line with SHTM 03-01	0	F7	43	Not Applicable	0	500	Not Applicable	10,000 - 100,000	A	80	Switch	Floor 0m	See Guidance Notes	2		
			Utility Room	5	14.0	Operating Theatre Suite	25	18	Warm Air - Reheat Battery	BMS Adjustable Sensor	Yes	Comfort Cooled Fresh Air	In line with SHTM 03-01	In line with SHTM 03-01	0	F7	43	Not Applicable	0	500	Not Applicable	10,000 - 100,000	A	80	Switch	Floor 0m	See Guidance Notes	2		
			Exit Bay	5	12.0	Operating Theatre Suite	25	18	Warm Air - Reheat Battery	BMS Adjustable Sensor	Yes	Comfort Cooled Fresh Air	In line with SHTM 03-01	In line with SHTM 03-01	0	F7	43	Not Applicable	0	500	Not Applicable	10,000 - 100,000	A	80	Switch	Floor 0m	See Guidance Notes	2		
			Burns Bathroom	1	20.0	Operating Theatre Suite	25	18	Warm Air - Reheat Battery	BMS Adjustable Sensor	Yes	Comfort Cooled Fresh Air	In line with SHTM 03-01	In line with SHTM 03-01	0	F7	43	Not Applicable	0	500	Not Applicable	10,000 - 100,000	A	80	Switch	Floor 0m	See Guidance Notes	2		
			Intra Operative MRI	MRI Room	1	45.0	Diagnostic room	25	18	Warm Air - Reheat Battery	BMS Adjustable Sensor	Yes	Comfort Cooled Fresh Air	Central Supply and Extract	8	8	Balanced	F7	43	41	0	300	Not Applicable	1000	A	80	Switch / Dimmer	General working plane 1m	See Guidance Notes	1
		Control Room - MRI		1	16.0	Cellular / Ward Offices	25	18	Radiant Panels	TRV Remote Head Adj.	Yes	Comfort Cooled Fresh Air	Central Supply and Extract	4	3	Positive	G4	43	Not Applicable	0	300	Not Applicable	None	A	80	Switch	Desk 0.75 to 0.85m	See Guidance Notes	Not Applicable	
		Equipment Room - MRI		1	16.0	Storage Area Equipment	28	16	Radiant Panels	TRV Remote Head Adj.	No	None	Central General Extract	0	3	Negative	None	43	Not Applicable	0	200	Not Applicable	None	A	80	Presence detection	Floor 0m	See Guidance Notes	Not Applicable	
		Trolley Bay		2	4.0	Circulation Equipment Storage Bays	28	16	Adjacent Space Transfer Air	None	No	None	Central General Extract	0	3	Negative	None	43	Not Applicable	0	200	Not Applicable	None	A	80	Presence detection	Floor 0m	See Guidance Notes	Not Applicable	
		Sub-Wait Area		1	4.5	Waiting Room	28	18	Radiant Panels	TRV Remote Head Adj.	Yes	Comfort Cooled Fresh Air	Central Supply and Extract	5	5	Balanced	G4	43	Not Applicable	0	300	Not Applicable	None	A	80	Switch	Floor 0m	See Guidance Notes	Not Applicable	
		WC Accessible		1	4.5	Toilet	28	18	Adjacent Space Transfer Air	None	No	None	Central Dirty Extract	0	10	Negative	None	43	41	0	200	Not Applicable	None	A	80	Presence detection	Floor 0m	See Guidance Notes	Not Applicable	
		Preparation Room		1	14.0	Operating Theatre Suite	25	18	Warm Air - Reheat Battery	BMS Adjustable Sensor	Yes	Comfort Cooled Fresh Air	In line with SHTM 03-01	In line with SHTM 03-01	0	F7	43	Not Applicable	0	500	Not Applicable	10,000 - 100,000	A	80	Switch	Floor 0m	See Guidance Notes	2		
		Digital Angiography		Anaesthetic Room	1	19.0	Operating Theatre Suite	25	18	Warm Air - Reheat Battery	BMS Adjustable Sensor	Yes	Comfort Cooled Fresh Air	In line with SHTM 03-01	In line with SHTM 03-01	0	F7	43	Not Applicable	0	500	Not Applicable	10,000 - 100,000	A	80	Switch	Floor 0m	See Guidance Notes	2	
				Angiography Procedures Room	1	55.0	Operating Theatre Suite	25	18	Warm Air - Reheat Battery	BMS Adjustable Sensor	Yes	Comfort Cooled Fresh Air	In line with SHTM 03-01	In line with SHTM 03-01	0	F7	43	Not Applicable	0	500	Not Applicable	10,000 - 100,000	A	80	Switch	Floor 0m	See Guidance Notes	2	
				Angiography Procedures Control Room	1	16.0	Operating Theatre Suite	25	18	Warm Air - Reheat Battery	BMS Adjustable Sensor	Yes	Comfort Cooled Fresh Air	In line with SHTM 03-01	In line with SHTM 03-01	0	F7	43	Not Applicable	0	500	Not Applicable	10,000 - 100,000	A	80	Switch	Floor 0m	See Guidance Notes	2	
			Angiography Procedures Machine Room	1	16.0	Operating Theatre Suite	25	18	Warm Air - Reheat Battery	BMS Adjustable Sensor	Yes	Comfort Cooled Fresh Air	In line with SHTM 03-01	In line with SHTM 03-01	0	F7	43	Not Applicable	0	500	Not Applicable	10,000 - 100,000	A	80	Switch	Floor 0m	See Guidance Notes	2		
			Preparation Room	1	12.0	Operating Theatre Suite	25	18	Warm Air - Reheat Battery	BMS Adjustable Sensor	Yes	Comfort Cooled Fresh Air	In line with SHTM 03-01	In line with SHTM 03-01	0	F7	43	Not Applicable	0	500	Not Applicable	10,000 - 100,000	A	80	Switch	Floor 0m	See Guidance Notes	2		
			Sterile Supplies Store	1	12.0	Clean Utility	28	18	Radiant Panels	TRV Remote Head Adj.	Yes	Comfort Cooled Fresh Air	Central Supply Air	6	0	Positive	G4	43	41	0	150	Not Applicable	None	A	80	Presence detection	General working plane 1m	See Guidance Notes	Not Applicable	
			WC - Wheelchair accessible	1	4.5	Toilet	28	18	Adjacent Space Transfer Air	None	No	None	Central Dirty Extract	0	10	Negative	None	43	41	0	200	Not Applicable	None	A	80	Presence detection	Floor 0m	See Guidance Notes	Not Applicable	
			X-Ray/Ultrasound Bay	1	4.0	Circulation Equipment Storage Bays	28	16	Adjacent Space Transfer Air	None	No	None	Central General Extract	0	3	Negative	None	43												

Dept Code	Dept Name	Department Sub Group	Room Name	Qty	Area (m2)	Room Function	Temperature		Heating		Cooling Present	Cooling Type	Ventilation				Safety temperatures		Safety Notes	Lighting					Notes	Medical Location Group			
							Design Maximum deg C	Design Minimum deg C	Type	Control			Type	Supply ac/hr	Extract ac/hr	Relative Pressure	Min Filtration	Surface deg C		Water deg C	Normal lux	Night lux	Local lux	Standby Grade			Colour Rendering	Control	Plane
			IPS Room	1	1.5	IPS Room	Manufacturer Dependant	Manufacturer Dependant	Adjacent Space Transfer Air	None	No	None	None	0	3	Negative	None	43	Not Applicable	0	200	Not Applicable	None	A	80	Switch	Floor 0m	See Guidance Notes	Not Applicable
			IPS Room	1	1.8	IPS Room	Manufacturer Dependant	Manufacturer Dependant	Adjacent Space Transfer Air	None	No	None	None	0	3	Negative	None	43	Not Applicable	0	200	Not Applicable	None	A	80	Switch	Floor 0m	See Guidance Notes	Not Applicable
			Trolley Holding Bay Dirty	2	6.0	Circulation Equipment Storage Bays	28	16	Adjacent Space Transfer Air	None	No	None	Central General Extract	0	3	Negative	None	43	Not Applicable	0	200	Not Applicable	None	A	80	Presence detection	Floor 0m	See Guidance Notes	Not Applicable
			Laser Printer/CR Room DCN	1	15.0	Cellular / Ward Offices	25	18	Radiant Panels	TRV Remote Head Adj.	Yes	Comfort Cooled Fresh Air	Central Supply and Extract	4	3	Positive	G4	43	Not Applicable	0	300	Not Applicable	None	A	80	Switch	Desk 0.75 to 0.85m	See Guidance Notes	Not Applicable
			Post Anaesthetic Recovery	1	145.8	Recovery Bay / Recovery Room	28	20	Radiant Panels	TRV Remote Head Adj.	Yes	Comfort Cooled Fresh Air	Central Supply and Extract	4	0	Positive	G4	43	41	0	500	Not Applicable	1000	A	80	Switch / Dimmer	Bed / Trolley 1.45m	See Guidance Notes	1
			Recovery Staff Base	1	12.0	Cellular / Ward Offices	25	18	Radiant Panels	TRV Remote Head Adj.	Yes	Comfort Cooled Fresh Air	Central Supply and Extract	4	3	Positive	G4	43	Not Applicable	0	300	Not Applicable	None	A	80	Switch	Desk 0.75 to 0.85m	See Guidance Notes	Not Applicable
			Distressed Parents Lobby	1	2.0	Waiting Room	28	18	Radiant Panels	TRV Remote Head Adj.	Yes	Comfort Cooled Fresh Air	Central Supply and Extract	5	5	Balanced	G4	43	Not Applicable	0	300	Not Applicable	None	A	80	Switch	Floor 0m	See Guidance Notes	Not Applicable
			Recovery Clean Utility	1	12.0	Clean Utility	28	18	Radiant Panels	TRV Remote Head Adj.	Yes	Comfort Cooled Fresh Air	Central Supply Air	6	0	Positive	G4	43	41	0	150	Not Applicable	None	A	80	Presence detection	General working plane 1m	See Guidance Notes	Not Applicable
			Recovery Dirty Utility	1	14.0	Dirty utility	28	18	Adjacent Space Transfer Air	None	No	None	Central Dirty Extract	0	6	Negative	None	43	60	0	200	Not Applicable	None	A	80	Presence detection	Floor 0m	See Guidance Notes	Not Applicable
			SDCU Dispensary	1	8.0	Clean Utility	28	18	Radiant Panels	TRV Remote Head Adj.	Yes	Comfort Cooled Fresh Air	Central Supply Air	6	0	Positive	G4	43	41	0	150	Not Applicable	None	A	80	Presence detection	General working plane 1m	See Guidance Notes	Not Applicable
			SDCU Recovery	1	110.0	Recovery Bay / Recovery Room	28	20	Radiant Panels	TRV Remote Head Adj.	Yes	Comfort Cooled Fresh Air	Central Supply and Extract	4	0	Positive	G4	43	41	0	500	Not Applicable	1000	A	80	Switch / Dimmer	Bed / Trolley 1.45m	See Guidance Notes	1
			SDCU Discharge Lounge	1	40.0	Common room/staff room/lounge	28	18	Radiant Panels	TRV Remote Head Adj.	Yes	Comfort Cooled Fresh Air	Central Supply and Extract	6	8	Negative	G4	43	41	0	300	Not Applicable	None	A	80	Switch	Floor 0m	See Guidance Notes	Not Applicable
			Pantry (DCU)	1	8.0	Pantry	28	18	Radiant Panels	TRV Remote Head Adj.	Yes	Comfort Cooled Fresh Air	Central Supply and Extract	6	8	Negative	G4	43	41	0	300	Not Applicable	None	A	80	Switch	Floor 0m	See Guidance Notes	Not Applicable
			SDCU Post Op Staff Base/Utility	1	10.0	Circulation Areas	28	18	Radiant Panels	TRV Remote Head Adj.	No	None	None	Refer to Guidance Notes	Refer to Guidance Notes	0	G4	43	41	0	300	Not Applicable	None	A	80	Switch / Dimmer	Desk 0.75 to 0.85m	See Guidance Notes	Not Applicable
			Wheelchair Parking Bay	1	1.5	Circulation Equipment Storage Bays	28	18	Adjacent Space Transfer Air	None	No	None	Central General Extract	0	3	Negative	None	43	Not Applicable	0	200	Not Applicable	None	A	80	Presence detection	Floor 0m	See Guidance Notes	Not Applicable
			Interview Room - DCU	2	9.0	Meeting Room	25	18	Radiant Panels	TRV Remote Head Adj.	Yes	Ceiling Cassette - Chilled Water	Central Supply and Extract	4	4	Balanced	G4	43	Not Applicable	0	300	Not Applicable	None	A	80	Switch	Desk 0.75 to 0.85m	See Guidance Notes	Not Applicable
			Charge Nurse's Office (SDCU)	1	9.0	Cellular / Ward Offices	25	18	Radiant Panels	TRV Remote Head Adj.	Yes	Comfort Cooled Fresh Air	Central Supply and Extract	4	3	Positive	G4	43	Not Applicable	0	300	Not Applicable	None	A	80	Switch	Desk 0.75 to 0.85m	See Guidance Notes	Not Applicable
			WC - Patients	1	3.0	Toilet	28	18	Adjacent Space Transfer Air	None	No	None	Central Dirty Extract	0	10	Negative	None	43	41	0	200	Not Applicable	None	A	80	Presence detection	Floor 0m	See Guidance Notes	Not Applicable
			WC - Wheelchair accessible	1	4.5	Toilet	28	18	Adjacent Space Transfer Air	None	No	None	Central Dirty Extract	0	10	Negative	None	43	41	0	200	Not Applicable	None	A	80	Presence detection	Floor 0m	See Guidance Notes	Not Applicable
			Recovery bay: post anaesthetic, 1 place	6	13.5	Recovery Bay / Recovery Room	28	20	Radiant Panels	TRV Remote Head Adj.	Yes	Comfort Cooled Fresh Air	Central Supply and Extract	4	0	Positive	G4	43	41	0	500	Not Applicable	1000	A	80	Switch / Dimmer	Bed / Trolley 1.45m	See Guidance Notes	1
			Recovery room: post anaesthetic, 1 place	2	26.0	Recovery Bay / Recovery Room	28	20	Radiant Panels	TRV Remote Head Adj.	Yes	Comfort Cooled Fresh Air	Central Supply and Extract	4	0	Positive	G4	43	41	0	500	Not Applicable	1000	A	80	Switch / Dimmer	Bed / Trolley 1.45m	See Guidance Notes	1
			Staff & communication base, enclosed: 3 staff	1	12.0	Cellular / Ward Offices	25	18	Radiant Panels	TRV Remote Head Adj.	Yes	Comfort Cooled Fresh Air	Central Supply and Extract	4	3	Positive	G4	43	Not Applicable	0	300	Not Applicable	None	A	80	Switch	Desk 0.75 to 0.85m	See Guidance Notes	Not Applicable
			Clean Utility	1	12.0	Clean Utility	28	18	Radiant Panels	TRV Remote Head Adj.	Yes	Comfort Cooled Fresh Air	Central Supply Air	6	0	Positive	G4	43	41	0	150	Not Applicable	None	A	80	Presence detection	General working plane 1m	See Guidance Notes	Not Applicable
			Dirty Utility: bedpan disposal & urine test	1	14.0	Dirty utility	28	18	Adjacent Space Transfer Air	None	No	None	Central Dirty Extract	0	6	Negative	None	43	60	0	200	Not Applicable	None	A	80	Presence detection	Floor 0m	See Guidance Notes	Not Applicable
			Staff Room	1	60.0	Common room/staff room/lounge	28	18	Radiant Panels	TRV Remote Head Adj.	Yes	Comfort Cooled Fresh Air	Central Supply and Extract	6	8	Negative	G4	43	41	0	300	Not Applicable	None	A	80	Switch	Floor 0m	See Guidance Notes	Not Applicable
			Dictation/ 1:1/Phone Booth	4	4.2	Circulation Phone Booth	28	18	Radiant Panels	TRV Remote Head Adj.	No	None	Central Supply and Extract	0	0	Balanced	G4	43	41	0	200	Not Applicable	None	A	80	Switch / Dimmer	Desk 0.75 to 0.85m	See Guidance Notes	Not Applicable
			Office - Senior Nurse	1	9.0	Cellular / Ward Offices	25	18	Radiant Panels	TRV Remote Head Adj.	Yes	Comfort Cooled Fresh Air	Central Supply and Extract	4	3	Positive	G4	43	Not Applicable	0	300	Not Applicable	None	A	80	Switch	Desk 0.75 to 0.85m	See Guidance Notes	Not Applicable
			Theatres	1	20.5	Cellular / Ward Offices	25	18	Radiant Panels	TRV Remote Head Adj.	Yes	Comfort Cooled Fresh Air	Central Supply and Extract	4	3	Positive	G4	43	Not Applicable	0	300	Not Applicable	None	A	80	Switch	Desk 0.75 to 0.85m	See Guidance Notes	Not Applicable
			Office - Staff	1	9.0	Cellular / Ward Offices	25	18	Radiant Panels	TRV Remote Head Adj.	Yes	Comfort Cooled Fresh Air	Central Supply and Extract	4	3	Positive	G4	43	Not Applicable	0	300	Not Applicable	None	A	80	Switch	Desk 0.75 to 0.85m	See Guidance Notes	Not Applicable
			Charge Nurse Office	1	3.0	Toilet	28	18	Adjacent Space Transfer Air	None	No	None	Central Dirty Extract	0	10	Negative	None	43	41	0	200	Not Applicable	None	A	80	Presence detection	Floor 0m	See Guidance Notes	Not Applicable
			WC-Staff	1	3.0	Toilet	28	18	Adjacent Space Transfer Air	None	No	None	Central Dirty Extract	0	10	Negative	None	43	41	0	200	Not Applicable	None	A	80	Presence detection	Floor 0m	See Guidance Notes	Not Applicable
			Male Staff Changing and Lockers	1	60.0	Changing Facilities	28	18	Radiant Panels	TRV Remote Head Adj.	Yes	Comfort Cooled Fresh Air	Central Supply and Extract	5	4	Positive	G4	43	41	0	100	Not Applicable	None	A	80	Presence detection	Floor 0m	See Guidance Notes	Not Applicable
			Female Staff Changing and Lockers	1	70.0	Changing Facilities	28	18	Radiant Panels	TRV Remote Head Adj.	Yes	Comfort Cooled Fresh Air	Central Supply and Extract	5	4	Positive	G4	43	41	0	100	Not Applicable	None	A	80	Presence detection	Floor 0m	See Guidance Notes	Not Applicable
			Footwear Machine Washing Area	1	4.0	Dirty utility	28	18	Adjacent Space Transfer Air	None	No	None	Central Dirty Extract	0	6	Negative	None	43	60	0	200	Not Applicable	None	A	80	Presence detection	Floor 0m	See Guidance Notes	Not Applicable

- Notes
- a) Linen Bay recess to be treated as part of room.
 - b) Mobile Equipment Bay Recess to be treated as part of room
 - c) Resusc Trolley Area Recess to be treated as part of room
 - d) Consult Exam Room - note 10ac/hr not allowed for unless room title listed as Treatment Room.
 - e) Reception & Waiting Combined
 - f) Internal Temperatures should not exceed 28 deg C (db) for more than 50hrs per year
 - g) Offices assumed to have operable windows without 100mm restrictors for natural ventilation .
 - h) Staff Rest assumed to have operable windows without 100mm restrictors for natural ventilation and occupancy factor of 0.8.

Dept Code	Dept Name	Department Sub Group	Room Name	Qty	Area (m2)	Temperature		Heating		Cooling Present	Cooling Type	Ventilation				Safety temperatures		Safety Notes	Lighting					Notes	Medical Location Group					
						Design Maximum deg C	Design Minimum deg C	Type	Control			Supply ac/hr	Extract ac/hr	Relative Pressure	Min Filtration	Surface deg C	Water deg C		Normal lux	Night lux	Local lux	Standby Grade	Colour Rendering			Control	Plane			
RHSC Main Department	RHSC Main Department	RHSC Main Department	General X-Ray Room	2	33.0	Diagnostic room	25	18	Warm Air - Reheat Battery	BMS Adjustable Sensor	Yes	Comfort Cooled Fresh Air	Central Supply and Extract	8	8	Balanced	F7	43	41	0	300	Not Applicable	1000	A	80	Switch / Dimmer	General working plane 1m	See Guidance Notes	1	
			Changing Cubicles	5	4.0	Changing Facilities	28	18	Radiant Panels	TRV Remote Head Adj.	Yes	Comfort Cooled Fresh Air	Central Supply and Extract	5	4	Positive	G4	43	41	0	100	Not Applicable	None	A	80	Presence detection	Floor 0m	See Guidance Notes	Not Applicable	
			Screening Room (fluoroscopy)	1	39.0	Diagnostic room	25	18	Warm Air - Reheat Battery	BMS Adjustable Sensor	Yes	Comfort Cooled Fresh Air	Central Supply and Extract	8	8	Balanced	F7	43	41	0	300	Not Applicable	1000	A	80	Switch / Dimmer	General working plane 1m	See Guidance Notes	1	
			Preparation Room	1	10.0	Clean Utility	28	18	Radiant Panels	TRV Remote Head Adj.	Yes	Comfort Cooled Fresh Air	Central Supply Air	6	0	Positive	G4	43	41	0	150	Not Applicable	None	A	80	Presence detection	General working plane 1m	See Guidance Notes	Not Applicable	
			Ultrasound Room	2	16.0	Diagnostic room	25	18	Warm Air - Reheat Battery	BMS Adjustable Sensor	Yes	Comfort Cooled Fresh Air	Central Supply and Extract	8	8	Balanced	F7	43	41	0	300	Not Applicable	1000	A	80	Switch / Dimmer	General working plane 1m	See Guidance Notes	1	
			Dental Room	1	20.0	Consulting Room	28	18	Radiant Panels	TRV Remote Head Adj.	Yes	Comfort Cooled Fresh Air	Central Supply and Extract	3	3	Balanced	G4	43	41	0	300	Not Applicable	1000	A	80	Switch	Bed / Trolley 1.45m	See Guidance Notes	1	
			Main Reporting	1	25.0	Cellular / Ward Offices	25	18	Radiant Panels	TRV Remote Head Adj.	Yes	Comfort Cooled Fresh Air	Central Supply and Extract	4	3	Positive	G4	43	Not Applicable	0	300	Not Applicable	None	A	80	Switch	Desk 0.75 to 0.85m	See Guidance Notes	Not Applicable	
			Acute Reporting	1	10.0	Cellular / Ward Offices	25	18	Radiant Panels	TRV Remote Head Adj.	Yes	Comfort Cooled Fresh Air	Central Supply and Extract	4	3	Positive	G4	43	Not Applicable	0	300	Not Applicable	None	A	80	Switch	Desk 0.75 to 0.85m	See Guidance Notes	Not Applicable	
			MRI Reporting	1	10.0	Cellular / Ward Offices	25	18	Radiant Panels	TRV Remote Head Adj.	Yes	Comfort Cooled Fresh Air	Central Supply and Extract	4	3	Positive	G4	43	Not Applicable	0	300	Not Applicable	None	A	80	Switch	Desk 0.75 to 0.85m	See Guidance Notes	Not Applicable	
			Processing Area	1	30.0	Diagnostic room	25	18	Warm Air - Reheat Battery	BMS Adjustable Sensor	Yes	Comfort Cooled Fresh Air	Central Supply and Extract	8	8	Balanced	F7	43	41	0	300	Not Applicable	1000	A	80	Switch / Dimmer	General working plane 1m	See Guidance Notes	1	
			Gamma Camera	2	40.0	Diagnostic room	25	18	Warm Air - Reheat Battery	BMS Adjustable Sensor	Yes	Comfort Cooled Fresh Air	Central Supply and Extract	8	8	Balanced	F7	43	41	0	300	Not Applicable	1000	A	80	Switch / Dimmer	General working plane 1m	See Guidance Notes	1	
			Gamma Camera Control Area	1	17.0	Consulting Room	28	18	Radiant Panels	TRV Remote Head Adj.	Yes	Comfort Cooled Fresh Air	Central Supply and Extract	3	3	Balanced	G4	43	41	0	300	Not Applicable	1000	A	80	Switch	Bed / Trolley 1.45m	See Guidance Notes	1	
			Radioactive Waste Store	1	2.0	Storage Area Equipment	28	16	Radiant Panels	TRV Remote Head Adj.	No	None	Central General Extract	0	3	Negative	None	43	Not Applicable	0	200	Not Applicable	None	A	80	Presence detection	Floor 0m	See Guidance Notes	Not Applicable	
			WC Ambulant (Hot)	2	4.5	Toilet	28	18	Adjacent Space Transfer Air	None	No	None	Central Dirty Extract	0	10	Negative	None	43	41	0	200	Not Applicable	None	A	80	Presence detection	Floor 0m	See Guidance Notes	Not Applicable	
			Injection Room	2	8.0	Consulting Room	28	18	Radiant Panels	TRV Remote Head Adj.	Yes	Comfort Cooled Fresh Air	Central Supply and Extract	3	3	Balanced	G4	43	41	0	300	Not Applicable	1000	A	80	Switch	Bed / Trolley 1.45m	See Guidance Notes	1	
			Preparation Room	1	14.0	Consulting Room	28	18	Radiant Panels	TRV Remote Head Adj.	Yes	Comfort Cooled Fresh Air	Central Supply and Extract	3	3	Balanced	G4	43	41	0	300	Not Applicable	1000	A	80	Switch	Bed / Trolley 1.45m	See Guidance Notes	1	
			Hot Waiting Area	2	10.0	Waiting Room	28	18	Radiant Panels	TRV Remote Head Adj.	Yes	Comfort Cooled Fresh Air	Central Supply and Extract	5	5	Balanced	G4	43	Not Applicable	0	300	Not Applicable	None	A	80	Switch	Floor 0m	See Guidance Notes	Not Applicable	
			Cold Waiting Area	2	10.0	Waiting Room	28	18	Radiant Panels	TRV Remote Head Adj.	Yes	Comfort Cooled Fresh Air	Central Supply and Extract	5	5	Balanced	G4	43	Not Applicable	0	300	Not Applicable	None	A	80	Switch	Floor 0m	See Guidance Notes	Not Applicable	
			Stress Room (myocardial work)	1	14.0	Consulting Room	28	18	Radiant Panels	TRV Remote Head Adj.	Yes	Comfort Cooled Fresh Air	Central Supply and Extract	3	3	Balanced	G4	43	41	0	300	Not Applicable	1000	A	80	Switch	Bed / Trolley 1.45m	See Guidance Notes	1	
			Changing Cubicles	2	4.0	Changing Facilities	28	18	Radiant Panels	TRV Remote Head Adj.	Yes	Comfort Cooled Fresh Air	Central Supply and Extract	5	4	Positive	G4	43	41	0	100	Not Applicable	None	A	80	Presence detection	Floor 0m	See Guidance Notes	Not Applicable	
			Counting Laboratory	1	14.0	Laboratory	28	18	Radiant Panels	TRV Remote Head Adj.	Yes	Comfort Cooled Fresh Air	Central Supply and Extract	6	6	Balanced	F7	43	60	0	500	Not Applicable	None	A	80	Switch	Desk 0.75 to 0.85m	See Guidance Notes	Not Applicable	
			Beverage Bay	1	3.0	Tea Making	28	18	Adjacent Space Transfer Air	None	No	None	Central General Extract	0	5	Negative	None	43	41	0	100	Not Applicable	None	A	80	Presence detection	Floor 0m	See Guidance Notes	Not Applicable	
			Admin Office	1	10.0	Cellular / Ward Offices	25	18	Radiant Panels	TRV Remote Head Adj.	Yes	Comfort Cooled Fresh Air	Central Supply and Extract	4	3	Positive	G4	43	Not Applicable	0	300	Not Applicable	None	A	80	Switch	Desk 0.75 to 0.85m	See Guidance Notes	Not Applicable	
			WC Ambulant (Cold)	1	4.5	Toilet	28	18	Adjacent Space Transfer Air	None	No	None	Central Dirty Extract	0	10	Negative	None	43	41	0	200	Not Applicable	None	A	80	Presence detection	Floor 0m	See Guidance Notes	Not Applicable	
			Recovery Area	1	15.0	Bedroom	25	20	Radiant Panels	TRV Remote Head Adj.	Yes	Comfort Cooled Fresh Air	Central Supply Air	4	0	Positive	G4	43	41	0	100	Not Applicable	5	300	A	80	Switch / Dimmer	Bed / Trolley 1.45m	See Guidance Notes	1
			Gamma Camera Reporting	1	10.0	Cellular / Ward Offices	25	18	Radiant Panels	TRV Remote Head Adj.	Yes	Comfort Cooled Fresh Air	Central Supply and Extract	4	3	Positive	G4	43	Not Applicable	0	300	Not Applicable	None	A	80	Switch	Desk 0.75 to 0.85m	See Guidance Notes	Not Applicable	
			Medical Physics Office	1	10.0	Cellular / Ward Offices	25	18	Radiant Panels	TRV Remote Head Adj.	Yes	Comfort Cooled Fresh Air	Central Supply and Extract	4	3	Positive	G4	43	Not Applicable	0	300	Not Applicable	None	A	80	Switch	Desk 0.75 to 0.85m	See Guidance Notes	Not Applicable	
			Emergency Shower	1	2.5	Bathroom	28	18	Adjacent Space Transfer Air	None	No	None	Central Dirty Extract	0	10	Negative	None	43	41	0	200	Not Applicable	200	None	A	80	Presence detection	Floor 0m	See Guidance Notes	Not Applicable
			Reception Area	1	8.0	Reception	28	18	Radiant Panels	TRV Remote Head Adj.	Yes	Comfort Cooled Fresh Air	Central Supply Air	3	0	Positive	G4	43	Not Applicable	0	300	Not Applicable	None	A	80	Switch	Desk 0.75 to 0.85m	See Guidance Notes	Not Applicable	
			Admin Office	1	20.0	Cellular / Ward Offices	25	18	Radiant Panels	TRV Remote Head Adj.	Yes	Comfort Cooled Fresh Air	Central Supply and Extract	4	3	Positive	G4	43	Not Applicable	0	300	Not Applicable	None	A	80	Switch	Desk 0.75 to 0.85m	See Guidance Notes	Not Applicable	
			Waiting Area - Main Dept	1	50.0	Waiting Room	28	18	Radiant Panels	TRV Remote Head Adj.	Yes	Comfort Cooled Fresh Air	Central Supply and Extract	5	5	Balanced	G4	43	Not Applicable	0	300	Not Applicable	None	A	80	Switch	Floor 0m	See Guidance Notes	Not Applicable	
			Baby/Infant Feeding Room	1	4.0	Common room/staff room/lounge	28	18	Radiant Panels	TRV Remote Head Adj.	Yes	Comfort Cooled Fresh Air	Central Supply and Extract	6	8	Negative	G4	43	41	0	300	Not Applicable	None	A	80	Switch	Floor 0m	See Guidance Notes	Not Applicable	
			Nappy Change Room with handwash	1	4.0	Toilet	28	18	Adjacent Space Transfer Air	None	No	None	Central Dirty Extract	0	10	Negative	None	43	41	0	200	Not Applicable	None	A	80	Presence detection	Floor 0m	See Guidance Notes	Not Applicable	
			WC - Wheelchair accessible	2	4.5	Toilet	28	18	Adjacent Space Transfer Air	None	No	None	Central Dirty Extract	0	10	Negative	None	43	41	0	200	Not Applicable	None	A	80	Presence detection	Floor 0m	See Guidance Notes	Not Applicable	
			Resuscitation Trolley Bay	1	1.0	Circulation Areas	28	18	Radiant Panels	TRV Remote Head Adj.	No	None	None	Refer to Guidance Notes	Refer to Guidance Notes	0	G4	43	41	0	300	Not Applicable	None	A	80	Switch / Dimmer	Desk 0.75 to 0.85m	See Guidance Notes	Not Applicable	
			DCN Main Department	DCN Main Department	DCN Main Department	Reception	1	8.0	Reception	28	18	Radiant Panels	TRV Remote Head Adj.	Yes	Comfort Cooled Fresh Air	Central Supply Air	3	0	Positive	G4	43	Not Applicable	0	300	Not Applicable	None	A	80	Switch	Desk 0.75 to 0.85m
Admin Office	1	28.7				Cellular / Ward Offices	25	18	Radiant Panels	TRV Remote Head Adj.	Yes	Comfort Cooled Fresh Air	Central Supply and Extract	4	3	Positive	G4	43	Not Applicable	0	300	Not Applicable	None	A	80	Switch	Desk 0.75 to 0.85m	See Guidance Notes	Not Applicable	
Waiting Area	1	35.0				Waiting Room	28	18	Radiant Panels	TRV Remote Head Adj.	Yes	Comfort Cooled Fresh Air	Central Supply and Extract	5	5	Balanced	G4	43	Not Applicable	0	300	Not Applicable	None	A	80	Switch	Floor 0m	See Guidance Notes	Not Applicable	
WC - Patients	1	3.0				Toilet	28	18	Adjacent Space Transfer Air	None	No	None	Central Dirty Extract	0	10	Negative	None	43	41	0	200	Not Applicable	None	A	80	Presence detection	Floor 0m	See Guidance Notes	Not Applicable	
WC - Wheelchair accessible	1	4.5				Toilet	28	18	Adjacent Space Transfer Air	None	No	None	Central Dirty Extract	0	10	Negative	None	43	41	0	200	Not Applicable	None	A	80	Presence detection	Floor 0m	See Guidance Notes	Not Applicable	
Acute Reporting	1	25.0				Cellular / Ward Offices	25	18	Radiant Panels	TRV Remote Head Adj.	Yes	Comfort Cooled Fresh Air	Central Supply and Extract	4	3	Positive	G4	43	Not Applicable	0	300	Not Applicable	None	A	80	Switch	Desk 0.75 to 0.85m	See Guidance Notes	Not Applicable	
Quiet Reporting	1	20.0				Cellular / Ward Offices	25	18	Radiant Panels	TRV Remote Head Adj.	Yes	Comfort Cooled Fresh Air	Central Supply and Extract	4	3	Positive	G4	43	Not Applicable	0	300	Not Applicable	None	A	80	Switch	Desk 0.75 to 0.85m	See Guidance Notes	Not Applicable	
Teleradiology / Reporting	1	12.0				Cellular / Ward Offices	25	18	Radiant Panels	TRV Remote Head Adj.	Yes	Comfort Cooled Fresh Air	Central Supply and Extract	4	3	Positive	G4	43	Not Applicable	0	300	Not Applicable	None	A	80	Switch	Desk 0.75 to 0.85m	See Guidance Notes	Not Applicable	
Doppler Ultrasound	1	16.0				Diagnostic room	25	18	Warm Air - Reheat Battery	BMS Adjustable Sensor	Yes	Comfort Cooled Fresh Air	Central Supply and Extract	8	8	Balanced	F7	43	41	0	300	Not Applicable	1000	A	80	Switch / Dimmer	General working plane 1m	See Guidance Notes	1	
Ultrasound Admin Office	1	15.0				Cellular / Ward Offices	25	18	Radiant Panels	TRV Remote Head Adj.	Yes	Comfort Cooled Fresh Air	Central Supply and Extract	4	3	Positive	G4	43	Not Applicable	0	300	Not Applicable	None	A	80	Switch	Desk 0.75 to 0.85m	See Guidance Notes	Not Applicable	
Resuscitation Trolley Bay	1	1.0	Circulation Areas	28	18	Radiant Panels	TRV Remote Head Adj.	No	None	None	Refer to Guidance Notes	Refer to Guidance Notes	0	G4	43	41	0	300	Not Applicable	None	A	80	Switch / Dimmer	Desk 0.75 to 0.85m	See Guidance Notes	Not Applicable				
RHSC/DCN Main Department Shared	RHSC/DCN Main Department Shared	RHSC/DCN Main Department Shared	Waiting Play Area	1	10.0	Waiting Room	28	18	Radiant Panels	TRV Remote Head Adj.	Yes	Comfort Cooled Fresh Air	Central Supply and Extract	5	5	Balanced	G4	43	Not Applicable	0	300	Not Applicable	None	A	80	Switch	Floor 0m	See Guidance Notes	Not Applicable	
			Patient Interview Room	1	9.0	Meeting Room	25	18	Radiant Panels	TRV Remote Head Adj.	Yes	Ceiling Cassette - Chilled Water	Central Supply and Extract	4	4	Balanced	G4	43	Not Applicable	0	300	Not Applicable	None	A	80	Switch	Desk 0.75 to 0.85m	See Guidance Notes	Not Applicable	
			Dirty Utility	1	9.0	Dirty utility	28	18	Adjacent Space Transfer Air	None	No	None	Central Dirty Extract	0	6	Negative	None	43	60	0	200	Not Applicable	None	A	80	Presence detection	Floor 0m	See Guidance Notes	Not Applicable	
			Store Room	1	20.0	Storage Area Equipment	28	16	Radiant Panels	TRV Remote Head Adj.	No	None	Central General Extract	0	3	Negative	None	43	Not Applicable											

Dept Code	Dept Name	Department Sub Group	Room Name	Qty	Area (m2)	Room Function	Temperature		Heating		Cooling Present	Cooling Type	Ventilation				Safety temperatures		Safety Notes	Lighting					Notes	Medical Location Group			
							Design Maximum deg C	Design Minimum deg C	Type	Control			Type	Supply ac/hr	Extract ac/hr	Relative Pressure	Min Filtration	Surface deg C		Water deg C	Normal lux	Night lux	Local lux	Standby Grade			Colour Rendering	Control	Plane
		DCN University Research Scanner	MRI Room	1	45.0	Diagnostic room	25	18	Warm Air - Reheat Battery	BMS Adjustable Sensor	Yes	Comfort Cooled Fresh Air	Central Supply and Extract	8	8	Balanced	F7	43	41	0	300	Not Applicable	1000	A	80	Switch / Dimmer	General working plane 1m	See Guidance Notes	1
			Control Room - MRI	1	24.0	IT equipment (comms server)	25	18	None	None	Yes	Ceiling Cassette - Chilled Water	Central General Extract	0	2	Negative	None	Not Applicable	Not Applicable	0	300	Not Applicable	None	A	80	Switch	Floor 0m	See Guidance Notes	Not Applicable
			Equipment Room	1	16.0	Storage Area Equipment	28	16	Radiant Panels	TRV Remote Head Adj.	No	None	Central General Extract	0	3	Negative	None	43	Not Applicable	0	200	Not Applicable	None	A	80	Presence detection	Floor 0m	See Guidance Notes	Not Applicable
			Server Room	1	6.0	IT equipment (comms server)	25	18	None	None	Yes	Ceiling Cassette - Chilled Water	Central General Extract	0	2	Negative	None	Not Applicable	Not Applicable	0	300	Not Applicable	None	A	80	Switch	Floor 0m	See Guidance Notes	Not Applicable
			Data Store	1	6.0	Storage Area Equipment	28	16	Radiant Panels	TRV Remote Head Adj.	No	None	Central General Extract	0	3	Negative	None	43	Not Applicable	0	200	Not Applicable	None	A	80	Presence detection	Floor 0m	See Guidance Notes	Not Applicable
		Controlled Area Shared Space	Equipment Store	1	6.0	Storage Area Equipment	28	16	Radiant Panels	TRV Remote Head Adj.	No	None	Central General Extract	0	3	Negative	None	43	Not Applicable	0	200	Not Applicable	None	A	80	Presence detection	Floor 0m	See Guidance Notes	Not Applicable
			University Staff Office	1	10.0	Cellular / Ward Offices	25	18	Radiant Panels	TRV Remote Head Adj.	Yes	Comfort Cooled Fresh Air	Central Supply and Extract	4	3	Positive	G4	43	Not Applicable	0	300	Not Applicable	None	A	80	Switch	Desk 0.75 to 0.85m	See Guidance Notes	Not Applicable
			Store Room	1	20.0	Storage Area Equipment	28	16	Radiant Panels	TRV Remote Head Adj.	No	None	Central General Extract	0	3	Negative	None	43	Not Applicable	0	200	Not Applicable	None	A	80	Presence detection	Floor 0m	See Guidance Notes	Not Applicable
			DSR	1	7.0	Dirty utility	28	18	Adjacent Space Transfer Air	None	No	None	Central Dirty Extract	0	6	Negative	None	43	60	0	200	Not Applicable	None	A	80	Presence detection	Floor 0m	See Guidance Notes	Not Applicable
			Dirty Utility	1	9.0	Dirty utility	28	18	Adjacent Space Transfer Air	None	No	None	Central Dirty Extract	0	6	Negative	None	43	60	0	200	Not Applicable	None	A	80	Presence detection	Floor 0m	See Guidance Notes	Not Applicable
		Staff Accommodation	IPS Room	1	3.0	IPS Room	Manufacturer Dependant	Manufacturer Dependant	Adjacent Space Transfer Air	None	No	None	None	0	3	Negative	None	43	Not Applicable	0	200	Not Applicable	None	A	80	Switch	Floor 0m	See Guidance Notes	Not Applicable
			Clean Utility	1	10.0	Clean Utility	28	18	Radiant Panels	TRV Remote Head Adj.	Yes	Comfort Cooled Fresh Air	Central Supply Air	6	0	Positive	G4	43	41	0	150	Not Applicable	None	A	80	Presence detection	General working plane 1m	See Guidance Notes	Not Applicable
			Staff WC	1	3.0	Toilet	28	18	Adjacent Space Transfer Air	None	No	None	Central Dirty Extract	0	10	Negative	None	43	41	0	200	Not Applicable	None	A	80	Presence detection	Floor 0m	See Guidance Notes	Not Applicable
			Male Staff Changing and Lockers	1	27.0	Changing Facilities	28	18	Radiant Panels	TRV Remote Head Adj.	Yes	Comfort Cooled Fresh Air	Central Supply and Extract	5	4	Positive	G4	43	41	0	100	Not Applicable	None	A	80	Presence detection	Floor 0m	See Guidance Notes	Not Applicable
			Female Staff Changing and Lockers	1	65.0	Changing Facilities	28	18	Radiant Panels	TRV Remote Head Adj.	Yes	Comfort Cooled Fresh Air	Central Supply and Extract	5	4	Positive	G4	43	41	0	100	Not Applicable	None	A	80	Presence detection	Floor 0m	See Guidance Notes	Not Applicable
		Office Space	Staff WC	2	3.0	Toilet	28	18	Adjacent Space Transfer Air	None	No	None	Central Dirty Extract	0	10	Negative	None	43	41	0	200	Not Applicable	None	A	80	Presence detection	Floor 0m	See Guidance Notes	Not Applicable
			Resource Room/Library	1	39.0	Cellular / Ward Offices	25	18	Radiant Panels	TRV Remote Head Adj.	Yes	Comfort Cooled Fresh Air	Central Supply and Extract	4	3	Positive	G4	43	Not Applicable	0	300	Not Applicable	None	A	80	Switch	Desk 0.75 to 0.85m	See Guidance Notes	Not Applicable
			Consultant Office (5 person)	1	20.5	Cellular / Ward Offices	25	18	Radiant Panels	TRV Remote Head Adj.	Yes	Comfort Cooled Fresh Air	Central Supply and Extract	4	3	Positive	G4	43	Not Applicable	0	300	Not Applicable	None	A	80	Switch	Desk 0.75 to 0.85m	See Guidance Notes	Not Applicable
			Consultant Office (5 person)	2	20.5	Cellular / Ward Offices	25	18	Radiant Panels	TRV Remote Head Adj.	Yes	Comfort Cooled Fresh Air	Central Supply and Extract	4	3	Positive	G4	43	Not Applicable	0	300	Not Applicable	None	A	80	Switch	Desk 0.75 to 0.85m	See Guidance Notes	Not Applicable
			Registrars Office (5 desks)	1	20.5	Cellular / Ward Offices	25	18	Radiant Panels	TRV Remote Head Adj.	Yes	Comfort Cooled Fresh Air	Central Supply and Extract	4	3	Positive	G4	43	Not Applicable	0	300	Not Applicable	None	A	80	Switch	Desk 0.75 to 0.85m	See Guidance Notes	Not Applicable
			Superintendent/PACS Manager/Radiographers/Nursing Office	1	28.7	Cellular / Ward Offices	25	18	Radiant Panels	TRV Remote Head Adj.	Yes	Comfort Cooled Fresh Air	Central Supply and Extract	4	3	Positive	G4	43	Not Applicable	0	300	Not Applicable	None	A	80	Switch	Desk 0.75 to 0.85m	See Guidance Notes	Not Applicable
			Meeting Room - 6 person	1	9.0	Meeting Room	25	18	Radiant Panels	TRV Remote Head Adj.	Yes	Ceiling Cassette - Chilled Water	Central Supply and Extract	4	4	Balanced	G4	43	Not Applicable	0	300	Not Applicable	None	A	80	Switch	Desk 0.75 to 0.85m	See Guidance Notes	Not Applicable
			Meeting Room - 4 person	2	6.0	Meeting Room	25	18	Radiant Panels	TRV Remote Head Adj.	Yes	Ceiling Cassette - Chilled Water	Central Supply and Extract	4	4	Balanced	G4	43	Not Applicable	0	300	Not Applicable	None	A	80	Switch	Desk 0.75 to 0.85m	See Guidance Notes	Not Applicable

- Notes
- a) Linen Bay recess to be treated as part of room.
 - b) Mobile Equipment Bay Recess to be treated as part of room
 - c) Recess Trolley Area Recess to be treated as part of room
 - d) Consult Exam Room - note 10ac/hr not allowed for unless room title listed as Treatment Room.
 - e) Reception & Waiting Combined
 - f) Internal Temperatures should not exceed 28 deg C (db) for more than 50hrs per year
 - g) Offices assumed to have openable windows without 100mm restrictors for natural ventilation .
 - h) Staff Rest assumed to have openable windows without 100mm restrictors for natural ventilation and occupancy factor of 0.8.

Dept Code	Dept Name	Department Sub Group	Room Name	Qty	Area (m2)	Room Function	Temperature		Heating		Cooling Present	Cooling Type	Ventilation				Safety temperatures		Safety Notes	Lighting						Notes	Medical Location Group		
							Design Maximum deg C	Design Minimum deg C	Type	Control			Type	Supply ac/hr	Extract ac/hr	Relative Pressure	Min Filtration	Surface deg C		Water deg C	Normal lux	Night lux	Local lux	Standby Grade	Colour Rendering			Control	Plane
T1	Plant	NA	IT Node Rooms	25	9.0	IT equipment (comms server)	25	18	None	None	Yes	Ceiling Cassette - Chilled Water	Central General Extract	0	2	Negative	None	Not Applicable	Not Applicable	0	300	Not Applicable	None	A	80	Switch	Floor 0m	See Guidance Notes	Not Applicable

Dept Code	Dept Name	Department Sub Group	Room Name	Qty	Area (m2)	Room Function	Temperature		Heating		Cooling Present	Cooling Type	Ventilation				Safety temperatures		Safety Notes	Lighting						Notes	Medical Location Group
							Design Maximum deg C	Design Minimum deg C	Type	Control			Type	Supply ac/hr	Extract ac/hr	Relative Pressure	Min Filtration	Surface deg C		Water deg C	Normal lux	Night lux	Local lux	Standby Grade	Colour Rendering		
U1	Shelled Space	NA	Shelled Space	1	320.0								To Be Confirmed														

Royal Hospital for Sick Children and Department for Clinical Neurosciences - Edinburgh

Reference Design Envisaged Solution - RHSC / DCN RDS Environmental Matrix



hulley & kirkwood

Page No.	Dept Code	Index	
1	~	Cover	
2	~	Guidance Notes	
3	~	Room Function Reference Sheet	
4	A1 - A4	Front Door - A&E / Assessment Ward	
5	B1	Critical Care / HDU / Neonatal Surgery	
6	C1- C5	RHSC In Patient Pathway / Ward Care	
8	D1 - D10	RHSC Ambulatory Care	
11	E1	Pod	
12	F1	Child and Adolescent Mental Health	
13	G2 - G3	Clinical Support	
14	H1 - H3	Academic	
15	I1 - I2	Facilities / Infrastructure Support Services	
16	J1 - J2	Patient / Family Support	
17	K1 - K2	Family Facilities	
18	L1 - L2	DCN In Patient Pathway / Ward Care	
19	M1- M4	DCN Support Space	
20	N1	DCN Out Patient Departments	
21	P1	Combined Theatres	
23	Q1	Combined Radiology	
25	R1 - R2	Office / Admin Support Services	
26	S1 - S7	Combined Facilities / Infrastructure Support Services	
27	T1	Plant	
28	U1	Shelled Space	
Rev	By	Description	Date
First Issue	JMcM	First Issue Based on Schedule of Area V8	03.02.12
Second Issue	JMcM	Second Issue Based on Schedule of Area V10 Ward Room T Max Reduced from 28 to 25 Degrees Celsius Revised to suit NHSL Comments	13.03.12
Third Issue	JMcM	Third Issue Based on Schedule of Area V13	19.09.12

Environmental Matrix - Guidance Notes

- 1 This workbook is prepared for the Reference Design Stage as an easier reference tool to replace ADB RDS M&E Sheets for the Environmental Criteria elements as described on these sheets.
- 2 The services matrices are produced from the NHS Lothian Schedule of Accommodation Sheets [Version 13 issued 19th September 2012](#).
- 3 The design of the HVAC systems to the theatres shall be in accordance with SHTM 03-01.
- 4 Where radiant panels are indicated in any room in these matrices, detailed design development may remove the need for these without detriment to environmental temperature. This design development is dependant on actual room layout - i.e. whether a room is located adjacent to an external wall, ground bearing floor, roof surface or is internal.
- 5 Ventilation air change rates and the use of natural ventilation in Patient Areas shall be reviewed throughout the detail design process to ensure a maximum internal temperature of 25°C (dry bulb) is not exceeded during normal occupancy. This criteria shall also apply to cellular and open plan office spaces.
- 6 Maximum internal temperatures listed relate to normal occupancy and Summer Design Conditions ; External Summer Conditions for Cooling Plant Selection as per SHTM2025, Enthalpy 54kJ/kgda.26degC db, 19degC wb. External Winter Conditions as per CIBSE Guide A Table A 2.2 for locality = - 6C for Heat Losses, and as SHTM 2025 for locality = -10C for AHU Ventilation Plant design.
- 7 Examination lamp notes where listed are provisional. Detailed requirements (fixed, mobile, illumination) will be detailed on C sheets as agreed from signed off 1:50 RDS, which shall take precedence over this schedule.
- 8 All lighting levels are derived from CIBSE Lighting Guide LG2. Client briefing may take precedence over Environmental Matrix.
- 9 Colour rendering refers to CIBSE Lighting Design Guide and will be applied throughout
 "80" : Normal
 "90" - Enhanced to provide close as possible match to natural light for clinical purposes
- 10 Thermostatic Mixing Devices - SHTM 04-01 Guidance shall be employed for specific TRV Type versus listed Area/Activity.
- 11 Standby Lighting to be Grade A throughout .
- 12 The internal temperature in naturally or mechanically ventilated rooms shall not exceed the maximum temperature as listed on these Environmental Matrices provided external summer design criteria is not exceeded .
- 13 Local Radiant Panel TRV's shall be tamper proof head type with limiting/locking facility.
- 14 Local Control BMS Temperature Sensors for ducted reheat zones and chilled water cassettes for hotspots shall be provided with local range adjustment to +/- 2C of BMS Set Point. BMS set point shall be adjustable via operator/user dialogue through formal FM channels.
- 15 **Typical bedroom** - Design Criteria - SHTM 03-01 Clause 2.11 - internal temperatures in patient areas should not exceed 28C db for more than 50 hrs per year. Appendix 1 SHTM 03-01 gives 18C to 28C float range. NHSL however require that the maximum internal design temperature is 25C
HDU bed areas - Design Criteria - HBN 57 gives specific guidance as well as SHTM 03-01 - esp Appendix 1 for air change rates - 10ac/hr Supply, 18C to 25C control range. (Capability shall be provided but not at the summer and winter external ambient design extremes against the internal maximum and minimum range conditions).
 The department should be air conditioned and controlled on a zonal basis.
 Central AHU plant requires humidification to achieve RH range during winter (HBN 57 Clause 4.60).
Post theatre recovery areas - Design Criteria - SHTM 03-01 - esp Appendix 1 for air change rates - 15ac/hr S&E , 18C to 25C control range.(Capability shall be provided but not at the summer and winter external ambient design extremes against the maximum and minimum range conditions).
 Central AHU plant requires humidification to achieve RH range during winter.
Critical Care areas - Design Criteria - SHTM 03-01 - esp Appendix 1 for air change rates - 10ac/hr Supply , 18C to 25C control range.(Capability shall be provided but not at the summer and winter external ambient design extremes against the maximum and minimum range conditions). NHSL may require specific rooms to have a control range up to 28C
 Central Air Handling Plant requires humidification to achieve RH range during winter (HBN 57 Clause 4.60).
Theatre areas - Design Criteria -SHTM 03-01 - esp Appendix 1 and 2 for air change rates Appendix 3 for design logic and pressure cascade criteria, 18C to 25C control range.(Capability shall be provided but not at the summer and winter external ambient design extremes against the internal maximum and minimum range conditions). SHTM 03-01 advises Humidification is no longer to be provided for theatres ventilation as a matter of course. Users to verify any specific requirements depending on clinical requirement. Space in plant rooms should be provided together with blank section within air handling units for future provision. NHSL may require specific rooms to have a control range up to 28C
- 16 **Corridor** ventilation may be either mechanical or where the opportunity exists natural. To be determined during detailed design with due regard to clinical functionality.
- 17 **Single Room WC** - SHTM 03-01 Appendix 1 suggests 3ac/hr extract air change rate only. HK have applied 10ac/hr extract rate to provide a more robust rate of extract.
- 18 **Diagnostic Rooms** - (X Ray, CT Scanner, MRI Scanners, Gamma Camera) - air change rates listed at 8ac/hr. Actual air change rate must be derived through room heat gain analysis and actual equipment guidance.
- 19 **Operating Theatre Laminar Flow/UCV Requirements** - Refer to Operational Policy Documents for specific theatres which require Laminar Flow/UCV canopy style ventilation solution. Note specific requirements for screenless canopies to avoid conflict with particular surgeon instruments/microscopes.
- 20 **Small workshop Areas** - Local Extract Ventilation (LEV) unit requirement to be determined from room equipment schedules
- 21 **Note that Isolation Suite ventilation solutions for this project shall follow HBN 4 Supplement 1 Section 4 Item 4.8 Guidance i.e.**
 A common departmental AHU shall be employed to provide supply air ventilation (and shall therefore employ duty & standby motors)
 Isolation Rooms En Suite Extracts shall be provided with an independent Isolation Room toilet extract ventilation system.
 Isolation Rooms En Suite Extracts shall be provided with either externally located 3 mtr high discharge stack in a safe location or with extract filters (H14) within a safe change housing outside the building on the suction side of the fan.
 Heating & Cooling Isolation Suites shall be provided via the ventilation system.
- 22 **Retail Provision** - Service provisions listed are Infrastructure only for future fit-out by retailer
- 23 **Comfort Cooled Fresh Air** - Where noted as such on the matrices, this means as provided via departmental air handling plant via chilled water cooling coils.

Room Function Reference Sheet.

The following table details reference templates which are used to populate cells within the environmental matrix. Refer to individual department sheets for individual room environmental conditions

Room Function	Temperature		Heating		Cooling Present	Cooling	Ventilation					Safety temperatures		Lighting					Notes	Medical Location Group			
	Design Maximum deg C	Design Minimum deg C	Type	Control			Type	Type	Supply ac/hr	Extract ac/hr	Relative Pressure	Min Filtration	Surface deg C	Water deg C	Normal lux	Night lux	Local lux	Standby Grade			Colour Rendering	Control	Plane
Bathroom	28	18	Adjacent Space Transfer Air	None	No	None	Central Dirty Extract	0	10	Negative	None	43	41	200	200	None	A	80	Presence detection	Floor 0m	See Guidance Notes	Not Applicable	
Bedroom	25	20	Radiant Panels	TRV Remote Head Adj.	Yes	Comfort Cooled Fresh Air	Central Supply Air	4	0	Negative	G4	43	41	100	5	300	A	80	Switch / Dimmer	Bed / Trolley 1.45m	See Guidance Notes	1	
Cellular / Ward Offices	25	18	Radiant Panels	TRV Remote Head Adj.	Yes	Comfort Cooled Fresh Air	Central Supply and Extract	4	3	Positive	G4	43	Not Applicable	300	Not Applicable	None	A	80	Switch	Desk 0.75 to 0.85m	See Guidance Notes	Not Applicable	
Changing Facilities	28	18	Radiant Panels	TRV Remote Head Adj.	Yes	Comfort Cooled Fresh Air	Central Supply and Extract	5	4	Positive	G4	43	41	100	Not Applicable	None	A	80	Presence detection	Floor 0m	See Guidance Notes	Not Applicable	
Circulation Areas	28	18	Radiant Panels	TRV Remote Head Adj.	No	None	None	Refer to Guidance Notes	Refer to Guidance Notes			G4	43	41	300	Not Applicable	None	A	80	Switch / Dimmer	Desk 0.75 to 0.85m	See Guidance Notes	Not Applicable
Circulation Areas - Entrance Lobby	28	Not Controlled	Warm Air Door Curtain	BMS Adjustable Sensor	No	None	None	0	0	Balanced	None	Not Applicable	Not Applicable	200	Not Applicable	None	A	80	Presence detection	Floor 0m	See Guidance Notes	Not Applicable	
Classroom	25	18	Radiant Panels	TRV Remote Head Adj.	Yes	Ceiling Cassette - Chilled Water	Central Supply and Extract	4	4	Balanced	G4	43	41	300	Not Applicable	None	A	80	Switch	Desk 0.75 to 0.85m	See Guidance Notes	Not Applicable	
Common room/staff room/lounge	28	18	Radiant Panels	TRV Remote Head Adj.	Yes	Comfort Cooled Fresh Air	Central Supply and Extract	6	8	Negative	G4	43	41	300	Not Applicable	None	A	80	Switch	Floor 0m	See Guidance Notes	Not Applicable	
Consulting Room	28	18	Radiant Panels	TRV Remote Head Adj.	Yes	Comfort Cooled Fresh Air	Central Supply and Extract	3	3	Balanced	G4	43	41	300	Not Applicable	1000	A	80	Switch	Bed / Trolley 1.45m	See Guidance Notes	1	
Clean Utility	28	18	Radiant Panels	TRV Remote Head Adj.	Yes	Comfort Cooled Fresh Air	Central Supply Air	6	0	Positive	G4	43	41	150	Not Applicable	None	A	80	Presence detection	General working plane 1m	See Guidance Notes	Not Applicable	
Dirty utility	28	18	Adjacent Space Transfer Air	None	No	None	Central Dirty Extract	0	6	Negative	None	43	60	200	Not Applicable	None	A	80	Presence detection	Floor 0m	See Guidance Notes	Not Applicable	
Diagnostic room	25	18	Warm Air - Reheat Battery	BMS Adjustable Sensor	Yes	Comfort Cooled Fresh Air	Central Supply and Extract	8	8	Balanced	F7	43	41	300	Not Applicable	1000	A	80	Switch / Dimmer	General working plane 1m	See Guidance Notes	1	
Eating/Drinking	28	18	Radiant Panels	TRV Remote Head Adj.	Yes	Comfort Cooled Fresh Air	Central Supply and Extract	4	4	Balanced	G4	43	41	200	Not Applicable	None	A	80	Switch	Floor 0m	See Guidance Notes	Not Applicable	
Ward Kitchen	28	18	Adjacent Space Transfer Air	None	Yes	Ceiling Cassette - Chilled Water	Central General Extract	0	6	Negative	G4	Not Applicable	60	300	Not Applicable	None	A	80	Switch	General working plane 1m	See Guidance Notes	Not Applicable	
Small Workshop	28	18	Radiant Panels	TRV Remote Head Adj.	No	None	Central Supply and Extract	4	6	Negative	G4	43	41	300	Not Applicable	None	A	80	Switch	Desk 0.75 to 0.85m	See Guidance Notes	Not Applicable	
HDU	25	18	Warm Air - Reheat Battery	BMS Adjustable Sensor	Yes	Comfort Cooled Fresh Air	Central Supply Air	10	0	Positive	F7	43	41	400	10 to 20	1000	A	90	Switch / Dimmer	Bed / Trolley 1.45m	See Guidance Notes	2	
IT equipment (comms server)	25	18	None	None	Yes	Ceiling Cassette - Chilled Water	Central General Extract	0	2	Negative	None	Not Applicable	Not Applicable	300	Not Applicable	None	A	80	Switch	Floor 0m	See Guidance Notes	Not Applicable	
Kitchen (Commercial)	28	16	None	None	Yes	Comfort Cooled Fresh Air	Central Supply and Extract	DW172 Dependant	DW172 Dependant	Negative	G4	43	60	500	Not Applicable	None	A	80	Switch	General working plane 1m	See Guidance Notes	Not Applicable	
Laboratory	28	18	Radiant Panels	TRV Remote Head Adj.	Yes	Comfort Cooled Fresh Air	Central Supply and Extract	6	6	Balanced	F7	43	60	500	Not Applicable	None	A	80	Switch	Desk 0.75 to 0.85m	See Guidance Notes	Not Applicable	
Laundry	28	18	Adjacent Space Transfer Air	None	No	Comfort Cooled Fresh Air	Central Supply and Extract	6	10	Negative	G4	43	60	300	Not Applicable	None	A	80	Switch	Floor 0m	See Guidance Notes	Not Applicable	
Meeting Room	25	18	Radiant Panels	TRV Remote Head Adj.	Yes	Ceiling Cassette - Chilled Water	Central Supply and Extract	4	4	Balanced	G4	43	Not Applicable	300	Not Applicable	None	A	80	Switch	Desk 0.75 to 0.85m	See Guidance Notes	Not Applicable	
Patient Accommodation Day	25	18	Radiant Panels	TRV Remote Head Adj.	Yes	Comfort Cooled Fresh Air	Central Supply Air	4	0	Positive	G4	43	41	100	Not Applicable	None	A	80	Switch	Bed / Trolley 1.45m	See Guidance Notes	Not Applicable	
Multi-bed Wards	25	18	Radiant Panels	TRV Remote Head Adj.	Yes	Comfort Cooled Fresh Air	Central Supply Air	4	0	Positive	G4	43	41	100	5	300	A	80	Switch / Dimmer	Bed / Trolley 1.45m	See Guidance Notes	1	
Physiotherapy Studio	28	18	Radiant Panels	TRV Remote Head Adj.	Yes	Comfort Cooled Fresh Air	Central Supply and Extract	5	6	Negative	G4	43	41	300	Not Applicable	None	A	80	Switch / Dimmer	Floor 0m	See Guidance Notes	1	
Body View	25	18	Radiant Panels	TRV Remote Head Adj.	Yes	Ceiling Cassette - Chilled Water	Central Supply and Extract	4	6	Negative	G4	43	Not Applicable	100	Not Applicable	None	A	80	Switch	Floor 0m	See Guidance Notes	Not Applicable	
Reception	28	18	Radiant Panels	TRV Remote Head Adj.	Yes	Comfort Cooled Fresh Air	Central Supply Air	3	0	Positive	G4	43	Not Applicable	300	Not Applicable	None	A	80	Switch	Desk 0.75 to 0.85m	See Guidance Notes	Not Applicable	
Storage Area Med Gas	28	16	Adjacent Space Transfer Air	None	No	None	Natural ventilation	0	0	Balanced	None	Not Applicable	Not Applicable	200	Not Applicable	None	A	80	Presence detection	Floor 0m	See Guidance Notes	Not Applicable	
Storage Area Equipment	28	16	Radiant Panels	TRV Remote Head Adj.	No	None	Central General Extract	0	3	Negative	None	43	Not Applicable	200	Not Applicable	None	A	80	Presence detection	Floor 0m	See Guidance Notes	Not Applicable	
Tea Making	28	18	Adjacent Space Transfer Air	None	No	None	Central General Extract	0	5	Negative	None	43	41	100	Not Applicable	None	A	80	Presence detection	Floor 0m	See Guidance Notes	Not Applicable	
Toilet	28	18	Adjacent Space Transfer Air	None	No	None	Central Dirty Extract	0	10	Negative	None	43	41	200	Not Applicable	None	A	80	Presence detection	Floor 0m	See Guidance Notes	Not Applicable	
Waiting Room	28	18	Radiant Panels	TRV Remote Head Adj.	Yes	Comfort Cooled Fresh Air	Central Supply and Extract	5	5	Balanced	G4	43	Not Applicable	300	Not Applicable	None	A	80	Switch	Floor 0m	See Guidance Notes	Not Applicable	
Treatment Room	28	18	Radiant Panels	TRV Remote Head Adj.	Yes	Comfort Cooled Fresh Air	Central Supply Air	10	0	Positive	F7	43	41	500	Not Applicable	1000	A	90	Switch	Bed / Trolley 1.45m	See Guidance Notes	1	
Isolation Lobby	25	18	Warm Air - Reheat Battery	BMS Adjustable Sensor	Yes	Comfort Cooled Fresh Air	HBN4 Dependant	HBN4 Dependant	HBN4 Dependant	Positive	F7	43	Not Applicable	200	Not Applicable	None	A	80	Presence detection	Floor 0m	See Guidance Notes	Not Applicable	
Resuscitation Bay	25	21	Radiant Panels	BMS Adjustable Sensor	Yes	Comfort Cooled Fresh Air	Central Supply and Extract	10	6	Positive	G4	43	41	500	Not Applicable	1000	A	80	Switch	Bed / Trolley 1.45m	See Guidance Notes	2	
Circulation Equipment Storage Bays	28	16	Adjacent Space Transfer Air	None	No	None	Central General Extract	0	3	Negative	None	43	Not Applicable	200	Not Applicable	None	A	80	Presence detection	Floor 0m	See Guidance Notes	Not Applicable	
Isolation Bedroom	25	21	Adjacent Space Transfer Air	BMS Adjustable Sensor	Yes	Comfort Cooled Fresh Air	HBN4 Dependant	HBN4 Dependant	HBN4 Dependant	Balanced	F7	43	41	100	5	300	A	80	Switch	Bed / Trolley 1.45m	See Guidance Notes	1	
Operating Theatre Suite	25	18	Warm Air - Reheat Battery	BMS Adjustable Sensor	Yes	Comfort Cooled Fresh Air	In line with SHTM 03-01	In line with SHTM 03-01	In line with SHTM 03-01	Balanced	F7	43	Not Applicable	500	Not Applicable	10,000 - 100,000	A	80	Switch	Floor 0m	See Guidance Notes	2	
Operating Theatre DCU	28	18	Adjacent Space Transfer Air	None	No	None	In line with SHTM 03-01	In line with SHTM 03-01	In line with SHTM 03-01	Balanced	None	43	41	100	Not Applicable	None	A	80	Switch	Floor 0m	See Guidance Notes	2	
Operating Theatre Recovery	25	18	Warm Air - Reheat Battery	BMS Adjustable Sensor	Yes	Comfort Cooled Fresh Air	In line with SHTM 03-01	In line with SHTM 03-01	In line with SHTM 03-01	Balanced	F7	43	41	500	Not Applicable	1000	A	80	Switch / Dimmer	Bed / Trolley 1.45m	See Guidance Notes	2	
Disposal Hold	28	18	Adjacent Space Transfer Air	None	No	None	Central Dirty Extract	0	10	Negative	None	43	Not Applicable	100	Not Applicable	None	A	90	Switch	Bed / Trolley 1.45m	See Guidance Notes	Not Applicable	
DSR	28	18	Adjacent Space Transfer Air	None	No	None	Central Dirty Extract	0	10	Negative	None	43	Not Applicable	100	Not Applicable	None	A	90	Switch	Bed / Trolley 1.45m	See Guidance Notes	Not Applicable	
Resus Trolley bay	25	18	Radiant Panels	TRV Remote Head Adj.	Yes	Comfort Cooled Fresh Air	Central Supply Air	0	0	Balanced	None	43	Not Applicable	500	Not Applicable	None	A	90	Switch	Bed / Trolley 1.45m	See Guidance Notes	Not Applicable	
Baby Feeding Room / Nappy Change	25	18	Adjacent Space Transfer Air	None	No	None	Central Dirty Extract	0	10	Negative	None	43	41	200	Not Applicable	None	A	80	Switch / Dimmer	Floor 0m	See Guidance Notes	Not Applicable	
Relatives Overnight Stay	25	20	Radiant Panels	TRV Remote Head Adj.	Yes	Comfort Cooled Fresh Air	Central Supply and Extract	4	0	Positive	G4	43	41	100	Not Applicable	None	A	80	Switch	Bed / Trolley 1.45m	See Guidance Notes	Not Applicable	
Pantry	28	18	Radiant Panels	TRV Remote Head Adj.	Yes	Comfort Cooled Fresh Air	Central Supply and Extract	6	8	Negative	G4	43	41	300	Not Applicable	None	A	80	Switch	Floor 0m	See Guidance Notes	Not Applicable	
Linen Bay	28	16	Adjacent Space Transfer Air	None	No	None	Central Supply and Extract	0	3	Negative	None	43	Not Applicable	100	Not Applicable	None	A	80	Presence detection	Floor 0m	See Guidance Notes	Not Applicable	
Multi Disciplinary Work Areas	25	18	Radiant Panels	TRV Remote Head Adj.	Yes	Comfort Cooled Fresh Air	Central Supply and Extract	6	4	Positive	G4	43	Not Applicable	300	Not Applicable	1000	A	80	Switch	Desk 0.75 to 0.85m	See Guidance Notes	Not Applicable	
Open Plan Office	25	18	Radiant Panels	TRV Remote Head Adj.	Yes	Comfort Cooled Fresh Air	Central Supply and Extract	6	4	Positive	G4	43	Not Applicable	300	Not Applicable	None	A	80	Switch	Desk 0.75 to 0.85m	See Guidance Notes	Not Applicable	
Equipment Decontamination	28	18	Radiant Panels	TRV Remote Head Adj.	Yes	Comfort Cooled Fresh Air	Central Supply Air	6	0	Positive	G4	43	41	200	Not Applicable	None	A	80	Presence detection	General working plane 1m	See Guidance Notes	Not Applicable	
Circulation Phone Booth	28	19	Radiant Panels	TRV Remote Head Adj.	No	None	Central Supply and Extract	0	0	Balanced	G4	43	41	200	Not Applicable	None	A	80	Switch / Dimmer	Desk 0.75 to 0.85m	See Guidance Notes	Not Applicable	
Recovery Bay / Recovery Room	28	20	Radiant Panels	TRV Remote Head Adj.	Yes	Comfort Cooled Fresh Air	Central Supply and Extract	4	0	Positive	G4	43	41	500	Not Applicable	1000	A	80	Switch / Dimmer	Bed / Trolley 1.45m	See Guidance Notes	Not Applicable	
Isolation Bedroom En-suite	25	18	Adjacent Space Transfer Air	None	No	None	HBN4 Dependant	HBN4 Dependant	HBN4 Dependant	Balanced	None	43	41	200	200	None	A	80	Presence detection	Floor 0m	See Guidance Notes	1	
IPS Room	Manufacturer Dependant	Manufacturer Dependant	Adjacent Space Transfer Air	None	No	None	None	0	3	Negative	None	43	Not Applicable	200	Not Applicable	None	A	80	Switch	Floor 0m	See Guidance Notes	Not Applicable	

Dept Code	Dept Name	Department Sub Group	Room Name	Qty	Area (m2)	Room Function	Temperature		Heating		Cooling Present	Cooling Type	Ventilation			Safety temperatures		Safety Notes	Lighting			Notes	Medical Location Group						
							Design Maximum deg C	Design Minimum deg C	Type	Control			Type	Supply ach/hr	Extract ach/hr	Relative Pressure	Min Filtration		Surface deg C	Water deg C	Normal lux			Night lux	Local lux	Standby Grade	Colour Rendering	Control	Plane
A1	Emergency Department	Entrance, Reception & Waiting	Main Entrance Draught Lobby	2	10.0	Circulation Areas - Entrance Lobby	28	Not Controlled	Warm Air Door Curtain	BMS Adjustable Sensor	No	None	None	0	0	Balanced	None	Not Applicable	0	200	Not Applicable	None	A	80	Presence detection	Floor 0m	See Guidance Notes	Not Applicable	
			Parking Bay: 6 wheelchairs	1	4.0	Circulation Equipment Storage Bays	28	16	Adjacent Space Transfer Air	None	No	None	None	0	3	Negative	None	43	Not Applicable	0	200	Not Applicable	None	A	80	Presence detection	Floor 0m	See Guidance Notes	Not Applicable
			Parking Bay: 3 accident trolleys & 3 wheelchairs	1	12.0	Circulation Equipment Storage Bays	28	16	Adjacent Space Transfer Air	None	No	None	None	0	3	Negative	None	43	Not Applicable	0	200	Not Applicable	None	A	80	Presence detection	Floor 0m	See Guidance Notes	Not Applicable
			Reception: 2 staff	1	16.0	Reception	28	18	Radiant Panels	TRV Remote Head Adj.	Yes	Comfort Cooled Fresh Air	Central Supply Air	3	0	Positive	G4	43	Not Applicable	0	300	Not Applicable	None	A	80	Switch	Desk 0.75 to 0.85m	See Guidance Notes	Not Applicable
			Waiting Area inc Play Area	1	63.0	Waiting Room	28	18	Radiant Panels	TRV Remote Head Adj.	Yes	Comfort Cooled Fresh Air	Central Supply and Extract	5	5	Balanced	G4	43	Not Applicable	0	300	Not Applicable	None	A	80	Switch	Floor 0m	See Guidance Notes	Not Applicable
			WC - Wheelchair accessible	2	4.5	Toilet	28	18	Adjacent Space Transfer Air	None	No	None	None	0	10	Negative	None	43	41	0	200	Not Applicable	None	A	80	Presence detection	Floor 0m	See Guidance Notes	Not Applicable
			Nappy Change	1	4.0	Toilet	28	18	Adjacent Space Transfer Air	None	No	None	None	0	10	Negative	None	43	41	0	200	Not Applicable	None	A	80	Presence detection	Floor 0m	See Guidance Notes	Not Applicable
			Baby/Infant Feeding Room	1	4.0	Baby Feeding Room / Nappy Change	25	18	Adjacent Space Transfer Air	None	No	None	None	0	10	Negative	None	43	41	0	200	Not Applicable	None	A	80	Switch / Dimmer	Floor 0m	See Guidance Notes	Not Applicable
			Triage Room	1	16.0	Consulting Room	28	18	Radiant Panels	TRV Remote Head Adj.	Yes	Comfort Cooled Fresh Air	Central Supply and Extract	3	3	Balanced	G4	43	41	0	300	Not Applicable	1000	A	80	Switch	Bed / Trolley 1.45m	See Guidance Notes	Not Applicable
			Treatment Room: Dual Access (Mental Health)	10	16.0	Treatment Room	28	18	Radiant Panels	TRV Remote Head Adj.	Yes	Comfort Cooled Fresh Air	Central Supply Air	10	0	Positive	F7	43	41	0	500	Not Applicable	1000	A	90	Switch	Bed / Trolley 1.45m	See Guidance Notes	1
		Treatment Room: Single Access	4	14.0	Treatment Room	28	18	Radiant Panels	TRV Remote Head Adj.	Yes	Comfort Cooled Fresh Air	Central Supply Air	10	0	Positive	F7	43	41	0	500	Not Applicable	1000	A	90	Switch	Bed / Trolley 1.45m	See Guidance Notes	1	
		WC - Wheelchair accessible	2	4.5	Toilet	28	18	Adjacent Space Transfer Air	None	No	None	None	0	10	Negative	None	43	41	0	200	Not Applicable	None	A	80	Presence detection	Floor 0m	See Guidance Notes	Not Applicable	
		Plaster Suite (2 bays)	1	24.0	Consulting Room	28	18	Radiant Panels	TRV Remote Head Adj.	Yes	Comfort Cooled Fresh Air	Central Supply and Extract	3	3	Balanced	G4	43	41	0	300	Not Applicable	1000	A	80	Switch / Dimmer	Bed / Trolley 1.45m	See Guidance Notes	Not Applicable	
		Store - Plaster	1	6.0	Storage Area Equipment	28	16	Radiant Panels	TRV Remote Head Adj.	No	None	None	0	3	Negative	None	43	Not Applicable	0	200	Not Applicable	None	A	80	Presence detection	Floor 0m	See Guidance Notes	Not Applicable	
		Staff & Communication Base	1	16.0	Cellular / Ward Offices	25	18	Radiant Panels	TRV Remote Head Adj.	Yes	Comfort Cooled Fresh Air	Central Supply and Extract	4	3	Positive	G4	43	Not Applicable	0	300	Not Applicable	None	A	80	Switch	Desk 0.75 to 0.85m	See Guidance Notes	Not Applicable	
		Supplies Base	1	10.0	Storage Area Equipment	28	16	Radiant Panels	TRV Remote Head Adj.	No	None	None	0	3	Negative	None	43	Not Applicable	0	200	Not Applicable	None	A	80	Presence detection	Floor 0m	See Guidance Notes	Not Applicable	
		Washdown Room	1	16.0	Dirty Utility	28	18	Adjacent Space Transfer Air	None	No	None	None	0	6	Negative	None	43	60	0	200	Not Applicable	None	A	80	Presence detection	Floor 0m	See Guidance Notes	Not Applicable	
		General X-Ray Room	1	33.0	Diagnostic room	25	18	Warm Air - Reheat Battery	BMS Adjustable Sensor	Yes	Comfort Cooled Fresh Air	Central Supply and Extract	8	8	Balanced	F7	43	41	0	300	Not Applicable	1000	A	80	Switch / Dimmer	General working plane 1m	See Guidance Notes	Not Applicable	
		Processing Room	1	10.0	Cellular / Ward Offices	25	18	Radiant Panels	TRV Remote Head Adj.	Yes	Comfort Cooled Fresh Air	Central Supply and Extract	4	3	Positive	G4	43	Not Applicable	0	300	Not Applicable	None	A	80	Switch	Desk 0.75 to 0.85m	See Guidance Notes	Not Applicable	
		Changing Cubicle	1	4.0	Changing Facilities	25	18	Radiant Panels	TRV Remote Head Adj.	Yes	Comfort Cooled Fresh Air	Central Supply and Extract	5	4	Positive	G4	43	41	0	100	Not Applicable	None	A	80	Presence detection	Floor 0m	See Guidance Notes	Not Applicable	
		Resuscitation Room: 2 places	2	50.0	Resuscitation Bay	25	21	Radiant Panels	BMS Adjustable Sensor	Yes	Comfort Cooled Fresh Air	Central Supply and Extract	10	6	Positive	G4	43	41	0	500	Not Applicable	1000	A	80	Switch	Bed / Trolley 1.45m	See Guidance Notes	2	
		Common room/staff room/lounge	1	16.0	Common room/staff room/lounge	28	18	Radiant Panels	TRV Remote Head Adj.	Yes	Comfort Cooled Fresh Air	Central Supply and Extract	6	8	Negative	G4	43	41	0	300	Not Applicable	None	A	80	Switch	Floor 0m	See Guidance Notes	Not Applicable	
		WC - Wheelchair accessible	1	4.5	Toilet	28	18	Adjacent Space Transfer Air	None	No	None	None	0	10	Negative	None	43	41	0	200	Not Applicable	None	A	80	Presence detection	Floor 0m	See Guidance Notes	Not Applicable	
		Body Viewing Room	1	10.0	Body View	25	18	Radiant Panels	TRV Remote Head Adj.	Yes	Ceiling Cassette - Chilled Water	Central Supply and Extract	4	6	Negative	G4	43	Not Applicable	0	100	Not Applicable	None	A	80	Switch	Floor 0m	See Guidance Notes	Not Applicable	
		Laboratory - Near Patient Testing / Status	1	8.0	Laboratory	28	18	Radiant Panels	TRV Remote Head Adj.	Yes	Comfort Cooled Fresh Air	Central Supply and Extract	6	6	Balanced	F7	43	60	0	500	Not Applicable	None	A	80	Switch	Desk 0.75 to 0.85m	See Guidance Notes	Not Applicable	
		Dirty Utility	1	11.0	Dirty Utility	28	18	Adjacent Space Transfer Air	None	No	None	None	0	6	Negative	None	43	60	0	200	Not Applicable	None	A	80	Presence detection	Floor 0m	See Guidance Notes	Not Applicable	
		Pantry - Staff / Patient	1	5.0	Common room/staff room/lounge	28	18	Radiant Panels	TRV Remote Head Adj.	Yes	Comfort Cooled Fresh Air	Central Supply and Extract	6	8	Negative	G4	43	41	0	300	Not Applicable	None	A	80	Switch	Floor 0m	See Guidance Notes	Not Applicable	
		WC - Staff	2	3.0	Toilet	28	18	Adjacent Space Transfer Air	None	No	None	None	0	10	Negative	None	43	41	0	200	Not Applicable	None	A	80	Presence detection	Floor 0m	See Guidance Notes	Not Applicable	
		Staff Shower: ambulant	2	2.5	Bathroom	28	18	Adjacent Space Transfer Air	None	No	None	None	0	10	Negative	None	43	41	0	200	Not Applicable	None	A	80	Presence detection	Floor 0m	See Guidance Notes	Not Applicable	
		Male Staff Changing Room and Lockers: 20 places	1	11.5	Changing Facilities	28	18	Radiant Panels	TRV Remote Head Adj.	Yes	Comfort Cooled Fresh Air	Central Supply and Extract	5	4	Positive	G4	43	41	0	100	Not Applicable	None	A	80	Presence detection	Floor 0m	See Guidance Notes	Not Applicable	
		Female Staff Changing and Lockers: 20 places	1	16.0	Changing Facilities	28	18	Radiant Panels	TRV Remote Head Adj.	Yes	Comfort Cooled Fresh Air	Central Supply and Extract	5	4	Positive	G4	43	41	0	100	Not Applicable	None	A	80	Presence detection	Floor 0m	See Guidance Notes	Not Applicable	
		Beverage Bay	1	3.0	Tea Making	28	18	Adjacent Space Transfer Air	None	No	None	None	0	5	Negative	None	43	41	0	100	Not Applicable	None	A	80	Presence detection	Floor 0m	See Guidance Notes	Not Applicable	
		Consultants Office (6 Person)	1	24.6	Cellular / Ward Offices	25	18	Radiant Panels	TRV Remote Head Adj.	Yes	Comfort Cooled Fresh Air	Central Supply and Extract	4	3	Positive	G4	43	Not Applicable	0	300	Not Applicable	None	A	80	Switch	Desk 0.75 to 0.85m	See Guidance Notes	Not Applicable	
		Ward Management Office	1	9.0	Cellular / Ward Offices	25	18	Radiant Panels	TRV Remote Head Adj.	Yes	Comfort Cooled Fresh Air	Central Supply and Extract	4	3	Positive	G4	43	Not Applicable	0	300	Not Applicable	None	A	80	Switch	Desk 0.75 to 0.85m	See Guidance Notes	Not Applicable	
		Medical Staff / Audit / SECY Office	1	17.0	Cellular / Ward Offices	25	18	Radiant Panels	TRV Remote Head Adj.	Yes	Comfort Cooled Fresh Air	Central Supply and Extract	4	3	Positive	G4	43	Not Applicable	0	300	Not Applicable	None	A	80	Switch	Desk 0.75 to 0.85m	See Guidance Notes	Not Applicable	
		Interview/Meeting Room: 6 persons	1	9.0	Meeting Room	25	18	Radiant Panels	TRV Remote Head Adj.	Yes	Ceiling Cassette - Chilled Water	Central Supply and Extract	4	4	Balanced	G4	43	Not Applicable	0	300	Not Applicable	None	A	80	Switch	Desk 0.75 to 0.85m	See Guidance Notes	Not Applicable	
		Store - Equipment & Supplies	1	18.0	Storage Area Equipment	28	16	Radiant Panels	TRV Remote Head Adj.	No	None	None	0	3	Negative	None	43	Not Applicable	0	200	Not Applicable	None	A	80	Presence detection	Floor 0m	See Guidance Notes	Not Applicable	
		Linen Bay (1 Trolley)	1	1.5	Storage Area Equipment	28	16	Adjacent Space Transfer Air	None	No	None	None	0	3	Negative	None	43	Not Applicable	0	100	Not Applicable	None	A	80	Presence detection	Floor 0m	See Guidance Notes	Not Applicable	
		Store - Stock & Sterile Supplies	1	18.0	Storage Area Equipment	28	16	Radiant Panels	TRV Remote Head Adj.	No	None	None	0	3	Negative	None	43	Not Applicable	0	200	Not Applicable	None	A	80	Presence detection	Floor 0m	See Guidance Notes	Not Applicable	
		Store - Dispensing Drugs	1	8.0	Storage Area Equipment	28	16	Radiant Panels	TRV Remote Head Adj.	No	None	None	0	3	Negative	None	43	Not Applicable	0	200	Not Applicable	None	A	80	Presence detection	Floor 0m	See Guidance Notes	Not Applicable	
		Store - Major Incident / Ambulance Equipment	1	6.0	Storage Area Equipment	28	16	Radiant Panels	TRV Remote Head Adj.	No	None	None	0	3	Negative	None	43	Not Applicable	0	200	Not Applicable	None	A	80	Presence detection	Floor 0m	See Guidance Notes	Not Applicable	
		Store - Medical Gas Cylinders	1	3.0	Storage Area Med Gas	28	16	Adjacent Space Transfer Air	None	No	Natural Ventilation	None	0	0	Balanced	None	Not Applicable	Not Applicable	0	200	Not Applicable	None	A	80	Presence detection	Floor 0m	See Guidance Notes	Not Applicable	
		Disposal Hold	1	10.0	Disposal Hold	28	18	Adjacent Space Transfer Air	None	No	None	None	0	10	Negative	None	43	Not Applicable	0	100	Not Applicable	None	A	90	Switch	Bed / Trolley 1.45m	See Guidance Notes	Not Applicable	
		IPS Room	1	1.1	IPS Room	Manufacturer Dependent	Manufacturer Dependent	Manufacturer Dependent	Manufacturer Dependent	Manufacturer Dependent	Manufacturer Dependent	Manufacturer Dependent	0	0	Negative	None	43	Not Applicable	0	200	Not Applicable	None	A	80	Switch	Floor 0m	See Guidance Notes	Not Applicable	
		DSR	1	7.0	DSR	28	18	Adjacent Space Transfer Air	None	No	None	None	0	10	Negative	None	43	Not Applicable	0	100	Not Applicable	None	A	80	Switch	Bed / Trolley 1.45m	See Guidance Notes	Not Applicable	
4 Bed Room	1	63.0	Multi-bed Wards	25	18	Radiant Panels	TRV Remote Head Adj.	Yes	Comfort Cooled Fresh Air	Central Supply Air	4	0	Positive	G4	43	41	0	100	5	300	A	80	Switch / Dimmer	Bed / Trolley 1.45m	See Guidance Notes	1			
En-suite wheelchair-accessible WC, Shower & wash	1	6.0	Bathroom	28	18	Adjacent Space Transfer Air	None	No	None	None	0	10	Negative	None	43	41	0	200	200	None	A	80	Presence detection	Floor 0m	See Guidance Notes	Not Applicable			
Single Bedroom	6	17.0	Bedroom	25	20	Radiant Panels	TRV Remote Head Adj.	Yes	Comfort Cooled Fresh Air	Central Supply Air	4	0	Positive	G4	43	41	0	100	5	300	A	80	Switch / Dimmer	Bed / Trolley 1.45m	See Guidance Notes	1			
En-suite wheelchair-accessible WC, Shower & wash	6	4.5	Bathroom	28	18	Adjacent Space Transfer Air	None	No	None	None	0	10	Negative	None	43	41	0	200	200	None	A	80	Presence detection	Floor 0m	See Guidance Notes	Not Applicable			
Reception/Staff Base	1	6.0	Reception	28	18	Radiant Panels	TRV Remote Head Adj.	Yes	Comfort Cooled Fresh Air	Central Supply Air	3	0	Positive	G4	43	Not Applicable	0	300	Not Applicable	None	A	80	Switch	Desk 0.75 to 0.85m	See Guidance Notes	Not Applicable			
Touchdown Base	4	2.0	Circulation Areas	28	18	Radiant Panels	TRV Remote Head Adj.	No	None	None	0	0	Positive	G4	43	41	0												

Dept Code	Dept Name	Department Sub Group	Room Name	Qty	Area (m2)	Room Function	Temperature		Heating		Cooling Present	Cooling Type	Ventilation				Safety temperatures		Safety Notes	Lighting					Notes	Medical Location Group				
							Design Maximum deg C	Design Minimum deg C	Type	Control			Type	Supply ac/hr	Extract ac/hr	Relative Pressure	Min Filtration	Surface deg C		Water deg C	Normal lux	Night lux	Local lux	Standby Grade			Colour Rendering	Control	Plane	
																														Control
B1	PICU and HDU's - 24 Beds	NA	Waiting Area (Visitors)	1	16.5	Waiting Room	28	18	Radiant Panels	TRV Remote Head Adj.	Yes	Comfort Cooled Fresh Air	Central Supply and Extract	5	5	Balanced	G4	43	41	0	300	Not Applicable	None	A	80	Switch	Floor 0m	See Guidance Notes	Not Applicable	
			WC - Wheelchair accessible	1	4.5	Toilet	28	18	Adjacent Space Transfer Air	None	No	None	None	None	0	10	Negative	None	43	41	0	200	Not Applicable	None	A	80	Presence detection	Floor 0m	See Guidance Notes	Not Applicable
			Public Telephone Booth	1	2.0	Circulation Phone Booth	28	18	Radiant Panels	TRV Remote Head Adj.	No	None	None	None	0	0	Balanced	G4	43	41	0	200	Not Applicable	None	A	80	Switch / Dimmer	Desk 0.75 to 0.85m	See Guidance Notes	Not Applicable
			Reception	1	7.0	Reception	28	18	Radiant Panels	TRV Remote Head Adj.	Yes	Comfort Cooled Fresh Air	Central Supply Air	3	0	Positive	G4	43	41	0	300	Not Applicable	None	A	80	Switch	Desk 0.75 to 0.85m	See Guidance Notes	Not Applicable	
		Data Manager & Secretarial Office	1	15.0	Cellular / Ward Offices	25	18	Radiant Panels	TRV Remote Head Adj.	Yes	Comfort Cooled Fresh Air	Central Supply and Extract	4	3	Positive	G4	43	41	0	300	Not Applicable	None	A	80	Switch	Desk 0.75 to 0.85m	See Guidance Notes	Not Applicable		
		Staff Base	1	12.0	Cellular / Ward Offices	25	18	Radiant Panels	TRV Remote Head Adj.	Yes	Comfort Cooled Fresh Air	Central Supply and Extract	4	3	Positive	G4	43	41	0	300	Not Applicable	None	A	80	Switch	Desk 0.75 to 0.85m	See Guidance Notes	Not Applicable		
		Single Bed Isolation Cubicle	2	26.0	Isolation Bedroom	25	21	Adjacent Space Transfer Air	BMS Adjustable Sensor	Yes	Comfort Cooled Fresh Air	HBN4 Dependant	HBN4 Dependant	HBN4 Dependant	4	0	Balanced	F7	43	41	0	100	5	300	A	80	Switch	Bed / Trolley 1.45m	See Guidance Notes	1
		Gowning Lobby	2	6.0	Changing Facilities	28	18	Radiant Panels	TRV Remote Head Adj.	Yes	Comfort Cooled Fresh Air	Central Supply and Extract	5	4	Positive	G4	43	41	0	100	Not Applicable	None	A	80	Presence detection	Floor 0m	See Guidance Notes	Not Applicable		
		Single Bed Cubicle	2	26.0	Bedroom	25	20	Radiant Panels	TRV Remote Head Adj.	Yes	Comfort Cooled Fresh Air	Central Supply Air	4	0	Positive	G4	43	41	0	100	5	300	A	80	Switch / Dimmer	Bed / Trolley 1.45m	See Guidance Notes	1		
		Open Plan Bay (4 beds)	1	104.0	Multi-bed Wards	25	18	Radiant Panels	TRV Remote Head Adj.	Yes	Comfort Cooled Fresh Air	Central Supply Air	4	0	Positive	G4	43	41	0	100	5	300	A	80	Switch / Dimmer	Bed / Trolley 1.45m	See Guidance Notes	1		
		Staff Base	1	4.0	Cellular / Ward Offices	25	18	Radiant Panels	TRV Remote Head Adj.	Yes	Comfort Cooled Fresh Air	Central Supply and Extract	4	0	Positive	G4	43	41	0	300	Not Applicable	None	A	80	Switch	Desk 0.75 to 0.85m	See Guidance Notes	Not Applicable		
		Single Bed Cubicle	1	26.0	Bedroom	25	20	Radiant Panels	TRV Remote Head Adj.	Yes	Comfort Cooled Fresh Air	Central Supply Air	4	0	Positive	G4	43	41	0	100	5	300	A	80	Switch / Dimmer	Bed / Trolley 1.45m	See Guidance Notes	1		
		Single Bed Isolation Cubicle	1	26.0	Isolation Bedroom	25	21	Adjacent Space Transfer Air	BMS Adjustable Sensor	Yes	Comfort Cooled Fresh Air	HBN4 Dependant	HBN4 Dependant	HBN4 Dependant	4	0	Balanced	F7	43	41	0	100	5	300	A	80	Switch	Bed / Trolley 1.45m	See Guidance Notes	1
		Gowning Lobby	1	6.0	Changing Facilities	28	18	Radiant Panels	TRV Remote Head Adj.	Yes	Comfort Cooled Fresh Air	Central Supply and Extract	5	4	Positive	G4	43	41	0	100	Not Applicable	None	A	80	Presence detection	Floor 0m	See Guidance Notes	Not Applicable		
		Open Plan Bay (4 beds)	1	80.0	Multi-bed Wards	25	18	Radiant Panels	TRV Remote Head Adj.	Yes	Comfort Cooled Fresh Air	Central Supply Air	4	0	Positive	G4	43	41	0	100	5	300	A	80	Switch / Dimmer	Bed / Trolley 1.45m	See Guidance Notes	1		
		Patients' Assisted Bathroom	1	14.0	Bathroom	28	18	Adjacent Space Transfer Air	None	No	None	None	None	0	10	Negative	None	43	41	0	200	200	None	A	80	Presence detection	Floor 0m	See Guidance Notes	Not Applicable	
		Staff Base	1	6.0	Cellular / Ward Offices	25	18	Radiant Panels	TRV Remote Head Adj.	Yes	Comfort Cooled Fresh Air	Central Supply and Extract	4	3	Positive	G4	43	41	0	300	Not Applicable	None	A	80	Switch	Desk 0.75 to 0.85m	See Guidance Notes	Not Applicable		
		Single Bed Cubicle	1	15.0	Bedroom	25	20	Radiant Panels	TRV Remote Head Adj.	Yes	Comfort Cooled Fresh Air	Central Supply Air	4	0	Positive	G4	43	41	0	100	5	300	A	80	Switch / Dimmer	Bed / Trolley 1.45m	See Guidance Notes	1		
		En-suite wheelchair-accessible WC, Shower & wash	1	4.5	Bathroom	28	18	Adjacent Space Transfer Air	None	No	None	None	None	0	10	Negative	None	43	41	0	200	200	None	A	80	Presence detection	Floor 0m	See Guidance Notes	Not Applicable	
		Open Plan Bay (3 cots)	1	45.0	Multi-bed Wards	25	18	Radiant Panels	TRV Remote Head Adj.	Yes	Comfort Cooled Fresh Air	Central Supply Air	4	0	Positive	G4	43	41	0	100	5	300	A	80	Switch / Dimmer	Bed / Trolley 1.45m	See Guidance Notes	1		
		Staff Base	1	4.0	Cellular / Ward Offices	25	18	Radiant Panels	TRV Remote Head Adj.	Yes	Comfort Cooled Fresh Air	Central Supply and Extract	4	3	Positive	G4	43	41	0	300	Not Applicable	None	A	80	Switch	Desk 0.75 to 0.85m	See Guidance Notes	Not Applicable		
		Single Cot Cubicle	1	26.0	Bedroom	25	20	Radiant Panels	TRV Remote Head Adj.	Yes	Comfort Cooled Fresh Air	Central Supply Air	4	0	Positive	G4	43	41	0	100	5	300	A	80	Switch / Dimmer	Bed / Trolley 1.45m	See Guidance Notes	1		
		Single Bed Isolation Cubicle	1	26.0	Isolation Bedroom	25	21	Adjacent Space Transfer Air	BMS Adjustable Sensor	Yes	Comfort Cooled Fresh Air	HBN4 Dependant	HBN4 Dependant	HBN4 Dependant	4	0	Balanced	F7	43	41	0	100	5	300	A	80	Switch	Bed / Trolley 1.45m	See Guidance Notes	1
		Gowning Lobby	1	6.0	Isolation Lobby	25	18	Warm Air - Reheat Battery	BMS Adjustable Sensor	Yes	Comfort Cooled Fresh Air	HBN4 Dependant	HBN4 Dependant	HBN4 Dependant	0	7	F7	43	41	0	200	Not Applicable	None	A	80	Presence detection	Floor 0m	See Guidance Notes	Not Applicable	
		Open Plan Bay (4 beds)	1	104.0	Multi-bed Wards	25	18	Radiant Panels	TRV Remote Head Adj.	Yes	Comfort Cooled Fresh Air	Central Supply Air	4	0	Positive	G4	43	41	0	100	5	300	A	80	Switch / Dimmer	Bed / Trolley 1.45m	See Guidance Notes	1		
		Clean Utility	1	18.0	Clean Utility	28	18	Radiant Panels	TRV Remote Head Adj.	Yes	Comfort Cooled Fresh Air	Central Supply Air	6	0	Positive	G4	43	41	0	150	Not Applicable	None	A	80	Presence detection	General working plane 1m	See Guidance Notes	Not Applicable		
		Clean Utility	1	8.0	Clean Utility	28	18	Radiant Panels	TRV Remote Head Adj.	Yes	Comfort Cooled Fresh Air	Central Supply Air	6	0	Positive	G4	43	41	0	150	Not Applicable	None	A	80	Presence detection	General working plane 1m	See Guidance Notes	Not Applicable		
		Clean Utility	1	8.0	Clean Utility	28	18	Radiant Panels	TRV Remote Head Adj.	Yes	Comfort Cooled Fresh Air	Central Supply Air	6	0	Positive	G4	43	41	0	150	Not Applicable	None	A	80	Presence detection	General working plane 1m	See Guidance Notes	Not Applicable		
		Dirty Utility	1	19.0	Dirty utility	28	18	Adjacent Space Transfer Air	None	No	None	None	None	0	6	Negative	None	43	60	0	200	Not Applicable	None	A	80	Presence detection	Floor 0m	See Guidance Notes	Not Applicable	
		Dirty Utility	1	14.0	Dirty utility	28	18	Adjacent Space Transfer Air	None	No	None	None	None	0	6	Negative	None	43	60	0	200	Not Applicable	None	A	80	Presence detection	Floor 0m	See Guidance Notes	Not Applicable	
		Laboratory	1	10.0	Laboratory	28	18	Radiant Panels	TRV Remote Head Adj.	Yes	Comfort Cooled Fresh Air	Central Supply and Extract	6	6	Balanced	F7	43	60	0	500	Not Applicable	None	A	80	Switch	Desk 0.75 to 0.85m	See Guidance Notes	Not Applicable		
		Disposal Hold	1	10.0	Disposal Hold	28	18	Adjacent Space Transfer Air	None	No	None	None	None	0	10	Negative	None	43	41	0	100	Not Applicable	None	A	90	Switch	Bed / Trolley 1.45m	See Guidance Notes	Not Applicable	
		DSR	1	7.0	DSR	28	18	Adjacent Space Transfer Air	None	No	None	None	None	0	10	Negative	None	43	41	0	100	Not Applicable	None	A	90	Switch	Bed / Trolley 1.45m	See Guidance Notes	Not Applicable	
		Pantry / Milk Store	1	10.0	Pantry	28	18	Radiant Panels	TRV Remote Head Adj.	Yes	Comfort Cooled Fresh Air	Central Supply and Extract	6	8	Negative	G4	43	41	0	300	Not Applicable	None	A	80	Switch	Floor 0m	See Guidance Notes	Not Applicable		
		Baby/Infant Feeding Room	1	5.0	Baby Feeding Room / Nappy Change	25	18	Adjacent Space Transfer Air	None	No	None	None	None	0	10	Negative	None	43	41	0	200	Not Applicable	None	A	80	Switch / Dimmer	Floor 0m	See Guidance Notes	Not Applicable	
		Play Specialist Base & Store	1	8.0	Storage Area Equipment	28	16	Radiant Panels	TRV Remote Head Adj.	No	None	None	None	0	3	Negative	None	43	41	0	200	Not Applicable	None	A	80	Presence detection	Floor 0m	See Guidance Notes	Not Applicable	
		WC - Staff	3	3.0	Toilet	28	18	Adjacent Space Transfer Air	None	No	None	None	None	0	10	Negative	None	43	41	0	200	Not Applicable	None	A	80	Presence detection	Floor 0m	See Guidance Notes	Not Applicable	
		Relatives' Sitting Room	1	18.5	Common room/staff room/lounge	28	18	Radiant Panels	TRV Remote Head Adj.	Yes	Comfort Cooled Fresh Air	Central Supply and Extract	6	8	Negative	G4	43	41	0	300	Not Applicable	None	A	80	Switch	Floor 0m	See Guidance Notes	Not Applicable		
		WC - Relatives	1	3.0	Toilet	28	18	Adjacent Space Transfer Air	None	No	None	None	None	0	10	Negative	None	43	41	0	200	Not Applicable	None	A	80	Presence detection	Floor 0m	See Guidance Notes	Not Applicable	
		Relative Overnight Stay Room	2	10.0	Relatives Overnight Stay	25	20	Radiant Panels	TRV Remote Head Adj.	Yes	Comfort Cooled Fresh Air	Central Supply and Extract	4	0	Positive	G4	43	41	0	100	Not Applicable	None	A	80	Switch	Bed / Trolley 1.45m	See Guidance Notes	Not Applicable		
		En-suite wheelchair-accessible WC, Shower & wash	1	6.0	Bathroom	28	18	Adjacent Space Transfer Air	None	No	None	None	None	0	10	Negative	None	43	41	0	200	200	None	A	80	Presence detection	Floor 0m	See Guidance Notes	Not Applicable	
		En-suite wheelchair-accessible WC, Shower & wash	1	4.5	Bathroom	28	18	Adjacent Space Transfer Air	None	No	None	None	None	0	10	Negative	None	43	41	0	200	200	None	A	80	Presence detection	Floor 0m	See Guidance Notes	Not Applicable	
		Quiet / Interview Room	1	9.0	Meeting Room	25	18	Radiant Panels	TRV Remote Head Adj.	Yes	Ceiling Cassette - Chilled Water	Central Supply and Extract	4	4	Balanced	G4	43	41	0	300	Not Applicable	None	A	80	Switch	Desk 0.75 to 0.85m	See Guidance Notes	Not Applicable		
		Family Interview Room	1	12.0	Meeting Room	25	18	Radiant Panels	TRV Remote Head Adj.	Yes	Ceiling Cassette - Chilled Water	Central Supply and Extract	4	4	Balanced	G4	43	41	0	300	Not Applicable	None	A	80	Switch	Desk 0.75 to 0.85m	See Guidance Notes	Not Applicable		
		Bulk Supplies Store	1	55.0	Storage Area Equipment	28	16	Radiant Panels	TRV Remote Head Adj.	No	None	None	None	0	3	Negative	None	43	41	0	200	Not Applicable	None	A	80	Presence detection	Floor 0m	See Guidance Notes	Not Applicable	
		Store - Equipment	1	40.0	Storage Area Equipment	28	16	Radiant Panels	TRV Remote Head Adj.	No	None	None	None	0	3	Negative	None	43	41	0	200	Not Applicable	None	A	80	Presence detection	Floor 0m	See Guidance Notes	Not Applicable	
		Bed/Patient Chair / Buggy Storage	1	8.0	Storage Area Equipment	28	16	Radiant Panels	TRV Remote Head Adj.	No	None	None	None	0	3	Negative	None	43	41	0	200	Not Applicable	None	A	80	Presence detection	Floor 0m	See Guidance Notes	Not Applicable	
		Retrieval Equipment Store	1	15.0	Storage Area Equipment	28	16	Radiant Panels	TRV Remote Head Adj.	No	None	None	None	0	3	Negative	None	43	41	0	200	Not Applicable	None	A	80	Presence detection	Floor 0m	See Guidance Notes	Not Applicable	
		Equipment Service Room	1	24.0	Small Workshop	28	18	Radiant Panels	TRV Remote Head Adj.	No	None	None	None	4	6	Negative	G4	43	41	0	300	Not Applicable	None	A	80	Switch	Desk 0.75 to 0.85m	See Guidance Notes	Not Applicable	
		Linen Bay (1 Trolley)	2	1.5																										

Dept Code	Dept Name	Department Sub Group	Room Name	Qty	Area (m2)	Room Function	Temperature		Heating		Cooling		Cooling		Ventilation			Safety temperatures		Safety Notes		Lighting			Medical Location															
							Design Maximum	Design Minimum	Type	Control	Present	Type	Type	Supply	Extract	Relative	Min	Surface	Water	Normal	Night	Local	Standby	Colour	Control	Plane	Notes	Group												
							deg C	deg C						achr	achr	Pressure	deg C	deg C	lux	lux	lux	Grade	Recolour																	
C1.1	Medical Inpatients - 23 Beds	NA	Reception / Staff Base	1	3.0	Reception	28	18	Radiant Panels	TRV Remote Head Adj.	Yes	Comfort Cooled Fresh Air	Central Supply Air	3	0	Positive	G4	43	41	0	300	Not Applicable	None	A	80	Switch	Desk 0.75 to 0.85m	See Guidance Notes	Not Applicable											
			Single Bedroom	5	17.0	Bedroom	25	20	Radiant Panels	TRV Remote Head Adj.	Yes	Comfort Cooled Fresh Air	Central Supply Air	4	0	Positive	G4	43	41	0	100	5	300	A	80	Switch / Dimmer	Bed / Trolley 1.45m	See Guidance Notes	1											
			Single Isolation Bedroom	3	17.0	Isolation Bedroom	25	21	Adjacent Space Transfer Air	BMS Adjustable Sensor	Yes	Comfort Cooled Fresh Air	HBN4 Dependent	HBN4 Dependent	HBN4 Dependent	0	0	Positive	F7	43	41	0	100	5	300	A	80	Switch	Bed / Trolley 1.45m	See Guidance Notes	1									
			Isolation Bedroom Entrance Lobby	3	4.0	Isolation Lobby	25	18	Warm Air - Reheat Battery	BMS Adjustable Sensor	Yes	Comfort Cooled Fresh Air	HBN4 Dependent	HBN4 Dependent	HBN4 Dependent	0	F7	43	41	0	200	Not Applicable	None	A	80	Presence detection	Floor 0m	See Guidance Notes	Not Applicable											
			En-suite wheelchair-accessible WC, Shower & wash	8	4.5	Bathroom	28	18	Adjacent Space Transfer Air	None	No	None	Central Dirty Extract	0	10	Negative	None	43	41	0	200	200	None	A	80	Presence detection	Floor 0m	See Guidance Notes	Not Applicable											
			4 Bed Room	2	58.5	Multi-bed Wards	25	18	Radiant Panels	TRV Remote Head Adj.	Yes	Comfort Cooled Fresh Air	Central Supply Air	4	0	Positive	G4	43	41	0	100	5	300	A	80	Switch / Dimmer	Bed / Trolley 1.45m	See Guidance Notes	1											
			WC	2	4.5	Toilet	28	18	Adjacent Space Transfer Air	None	No	None	Central Dirty Extract	0	10	Negative	None	43	41	0	200	Not Applicable	None	A	80	Presence detection	Floor 0m	See Guidance Notes	Not Applicable											
			En-suite wheelchair-accessible WC, Shower & wash	2	6.0	Bathroom	28	18	Adjacent Space Transfer Air	None	No	None	Central Dirty Extract	0	10	Negative	None	43	41	0	200	200	None	A	80	Presence detection	Floor 0m	See Guidance Notes	Not Applicable											
			C1.2	Surgical Long Stay Inpatients - 15 Beds	Surgical (10 beds)	Single Bedroom (RHSC)	3	19.0	Bedroom	25	20	Radiant Panels	TRV Remote Head Adj.	Yes	Comfort Cooled Fresh Air	Central Supply Air	4	0	Positive	G4	43	41	0	100	5	300	A	80	Switch / Dimmer	Bed / Trolley 1.45m	See Guidance Notes	1								
						Single Isolation Bedroom (RHSC)	1	19.0	Isolation Bedroom	25	21	Adjacent Space Transfer Air	BMS Adjustable Sensor	Yes	Comfort Cooled Fresh Air	HBN4 Dependent	HBN4 Dependent	HBN4 Dependent	0	0	Positive	F7	43	41	0	100	5	300	A	80	Switch	Bed / Trolley 1.45m	See Guidance Notes	1						
						Isolation Bedroom Entrance Lobby	1	4.0	Isolation Lobby	25	18	Warm Air - Reheat Battery	BMS Adjustable Sensor	Yes	Comfort Cooled Fresh Air	HBN4 Dependent	HBN4 Dependent	HBN4 Dependent	0	F7	43	41	0	200	Not Applicable	None	A	80	Presence detection	Floor 0m	See Guidance Notes	Not Applicable								
						En-suite wheelchair-accessible WC, Shower & wash	4	8.5	Bathroom	28	18	Adjacent Space Transfer Air	None	No	None	Central Dirty Extract	0	10	Negative	None	43	41	0	200	200	None	A	80	Presence detection	Floor 0m	See Guidance Notes	Not Applicable								
						4 Bed Room	2	58.5	Multi-bed Wards	25	18	Radiant Panels	TRV Remote Head Adj.	Yes	Comfort Cooled Fresh Air	Central Supply and Extract	6	8	Negative	G4	43	41	0	300	Not Applicable	None	A	80	Switch	Desk 0.75 to 0.85m	See Guidance Notes	Not Applicable								
						WC	2	4.5	Toilet	28	18	Adjacent Space Transfer Air	None	No	None	Central Dirty Extract	0	10	Negative	None	43	41	0	200	Not Applicable	None	A	80	Presence detection	Floor 0m	See Guidance Notes	Not Applicable								
						WCroom	1	14.0	Bathroom	28	18	Adjacent Space Transfer Air	None	No	None	Central Dirty Extract	0	10	Negative	None	43	41	0	200	200	None	A	80	Presence detection	Floor 0m	See Guidance Notes	Not Applicable								
						C1.3	Neuroscience Inpatients - 12 Beds	NA	Single Bedroom (RHSC)	5	17.0	Bedroom	25	20	Radiant Panels	TRV Remote Head Adj.	Yes	Comfort Cooled Fresh Air	Central Supply Air	4	0	Positive	G4	43	41	0	100	5	300	A	80	Switch / Dimmer	Bed / Trolley 1.45m	See Guidance Notes	1					
									En-suite wheelchair-accessible WC, Shower & wash	5	4.5	Bathroom	28	18	Adjacent Space Transfer Air	None	No	None	Central Dirty Extract	0	10	Negative	None	43	41	0	200	200	None	A	80	Presence detection	Floor 0m	See Guidance Notes	Not Applicable					
									Discharge Lounge	1	20.0	Common room/staff room/lounge	28	18	Radiant Panels	TRV Remote Head Adj.	Yes	Comfort Cooled Fresh Air	Central Supply and Extract	6	8	Negative	G4	43	41	0	300	Not Applicable	None	A	80	Switch	Floor 0m	See Guidance Notes	Not Applicable					
									Patients' Assisted Bathroom	1	14.0	Bathroom	28	18	Adjacent Space Transfer Air	None	No	None	Central Dirty Extract	0	10	Negative	None	43	41	0	200	200	None	A	80	Presence detection	Floor 0m	See Guidance Notes	Not Applicable					
									Treatment Room	1	16.0	Consulting Room	28	18	Radiant Panels	TRV Remote Head Adj.	Yes	Comfort Cooled Fresh Air	Central Supply and Extract	3	3	Balanced	G4	43	41	0	300	Not Applicable	1000	A	80	Switch	Bed / Trolley 1.45m	See Guidance Notes	1					
									Clean Utility	1	12.0	Clean Utility	28	18	Radiant Panels	TRV Remote Head Adj.	Yes	Comfort Cooled Fresh Air	Central Supply Air	6	0	Positive	G4	43	41	0	150	Not Applicable	None	A	80	Presence detection	General working plane 1m	See Guidance Notes	Not Applicable					
									Resuscitation Trolley Bay	1	1.0	Resus Trolley bay	25	18	Radiant Panels	TRV Remote Head Adj.	Yes	Comfort Cooled Fresh Air	Central Supply Air	0	0	Balanced	None	43	41	0	500	Not Applicable	None	A	90	Switch	Bed / Trolley 1.45m	See Guidance Notes	Not Applicable					
									Dirty Utility	1	14.0	Dirty utility	28	18	Adjacent Space Transfer Air	None	No	None	Central Dirty Extract	0	6	Negative	None	43	60	0	200	Not Applicable	None	A	80	Presence detection	Floor 0m	See Guidance Notes	Not Applicable					
									Touchdown Base	3	2.0	Cellular / Ward Offices	25	18	Radiant Panels	TRV Remote Head Adj.	Yes	Comfort Cooled Fresh Air	Central Supply and Extract	4	3	Positive	G4	43	41	0	300	Not Applicable	None	A	80	Switch	Desk 0.75 to 0.85m	See Guidance Notes	Not Applicable					
									Ward Management Office	1	9.0	Cellular / Ward Offices	25	18	Radiant Panels	TRV Remote Head Adj.	Yes	Comfort Cooled Fresh Air	Central Supply and Extract	4	3	Positive	G4	43	41	0	300	Not Applicable	None	A	80	Switch	Desk 0.75 to 0.85m	See Guidance Notes	Not Applicable					
									Multi-Disciplinary Office	1	18.0	Cellular / Ward Offices	25	18	Radiant Panels	TRV Remote Head Adj.	Yes	Comfort Cooled Fresh Air	Central Supply and Extract	4	3	Positive	G4	43	41	0	300	Not Applicable	None	A	80	Switch	Desk 0.75 to 0.85m	See Guidance Notes	Not Applicable					
									Patient Interview Room	1	9.0	Meeting Room	25	18	Radiant Panels	TRV Remote Head Adj.	Yes	Ceiling Cassette - Chilled Water	Central Supply and Extract	4	4	Balanced	G4	43	41	0	300	Not Applicable	None	A	80	Switch	Desk 0.75 to 0.85m	See Guidance Notes	Not Applicable					
									WC - Staff	2	3.0	Toilet	28	18	Adjacent Space Transfer Air	None	No	None	Central Dirty Extract	0	10	Negative	None	43	41	0	200	Not Applicable	None	A	80	Presence detection	Floor 0m	See Guidance Notes	Not Applicable					
									WC - Visitors	1	3.0	Toilet	28	18	Adjacent Space Transfer Air	None	No	None	Central Dirty Extract	0	10	Negative	None	43	41	0	200	Not Applicable	None	A	80	Presence detection	Floor 0m	See Guidance Notes	Not Applicable					
									Dining / Play Room	1	13.0	Eating/Drinking	28	18	Radiant Panels	TRV Remote Head Adj.	Yes	Comfort Cooled Fresh Air	Central Supply and Extract	4	4	Balanced	G4	43	41	0	200	Not Applicable	None	A	80	Switch	Floor 0m	See Guidance Notes	Not Applicable					
									Pantry	1	8.0	Pantry	28	18	Radiant Panels	TRV Remote Head Adj.	Yes	Comfort Cooled Fresh Air	Central Supply and Extract	6	8	Negative	G4	43	41	0	300	Not Applicable	None	A	80	Switch	Floor 0m	See Guidance Notes	Not Applicable					
									Linen Bay (1 Trolley)	1	1.5	Linen Bay	28	16	Adjacent Space Transfer Air	None	No	None	Central Supply and Extract	0	3	Negative	None	43	Not Applicable	0	100	Not Applicable	None	A	80	Presence detection	Floor 0m	See Guidance Notes	Not Applicable					
									Store - back up clothing	1	4.0	Storage Area Equipment	28	16	Adjacent Space Transfer Air	None	No	None	Central General Extract	0	3	Negative	None	43	Not Applicable	0	200	Not Applicable	None	A	80	Presence detection	Floor 0m	See Guidance Notes	Not Applicable					
									Store - General	1	12.0	Storage Area Equipment	28	16	Radiant Panels	TRV Remote Head Adj.	No	None	Central General Extract	0	3	Negative	None	43	Not Applicable	0	200	Not Applicable	None	A	80	Presence detection	Floor 0m	See Guidance Notes	Not Applicable					
									Store - Equipment	1	10.0	Storage Area Equipment	28	16	Radiant Panels	TRV Remote Head Adj.	No	None	Central General Extract	0	3	Negative	None	43	Not Applicable	0	200	Not Applicable	None	A	80	Presence detection	Floor 0m	See Guidance Notes	Not Applicable					
									Hoist Bay	1	3.0	Circulation Equipment Storage Bays	28	16	Adjacent Space Transfer Air	None	No	None	Central General Extract	0	3	Negative	None	43	Not Applicable	0	200	Not Applicable	None	A	80	Presence detection	Floor 0m	See Guidance Notes	Not Applicable					
									Disposal Hold	1	10.0	Disposal Hold	28	18	Adjacent Space Transfer Air	None	No	None	Central Dirty Extract	0	6	Negative	None	43	Not Applicable	60	0	300	Not Applicable	None	A	80	Presence detection	Floor 0m	See Guidance Notes	Not Applicable				
									Ward Kitchen	1	12.0	Ward Kitchen	28	18	Adjacent Space Transfer Air	None	No	Yes	Ceiling Cassette - Chilled Water	Central General Extract	0	6	Negative	G4	43	41	0	300	Not Applicable	None	A	80	Switch	General working plane 1m	See Guidance Notes	Not Applicable				
									DRS	1	7.0	Dirty utility	28	18	Adjacent Space Transfer Air	None	No	None	Central Dirty Extract	0	6	Negative	None	43	60	0	200	Not Applicable	None	A	80	Presence detection	Floor 0m	See Guidance Notes	Not Applicable					
									C1.3	Neuroscience Inpatients - 12 Beds	NA	Reception / Staff Base	1	3.0	Reception	28	18	Radiant Panels	TRV Remote Head Adj.	Yes	Comfort Cooled Fresh Air	Central Supply Air	3	0	Positive	G4	43	41	0	300	Not Applicable	None	A	80	Switch	Desk 0.75 to 0.85m	See Guidance Notes	Not Applicable		
												Waiting Area	1	10.0	Waiting Room	28	18	Radiant Panels	TRV Remote Head Adj.	Yes	Comfort Cooled Fresh Air	Central Supply and Extract	5	5	Balanced	G4	43	41	0	300	Not Applicable	None	A	80	Switch	Floor 0m	See Guidance Notes	Not Applicable		
												Single Bedroom (RHSC)	3	17.0	Bedroom	25	20	Radiant Panels	TRV Remote Head Adj.	Yes	Comfort Cooled Fresh Air	Central Supply Air	4	0	Positive	G4	43	41	0	100	5	300	A	80	Switch / Dimmer	Bed / Trolley 1.45m	See Guidance Notes	1		
												Single Isolation Bedroom (RHSC)	1	17.0	Isolation Bedroom	25	21	Adjacent Space Transfer Air	BMS Adjustable Sensor	Yes	Comfort Cooled Fresh Air	HBN4 Dependent	HBN4 Dependent	HBN4 Dependent	0	0	Positive	F7	43	41	0	100	5	300	A	80	Switch	Bed / Trolley 1.45m	See Guidance Notes	1
												Isolation Bedroom Entrance Lobby	1	4.0	Isolation Lobby	25	18	Warm Air - Reheat Battery	BMS Adjustable Sensor	Yes	Comfort Cooled Fresh Air	HBN4 Dependent	HBN4 Dependent	HBN4 Dependent	0	F7	43	41	0	200	Not Applicable	None	A	80	Presence detection	Floor 0m	See Guidance Notes	Not Applicable		
												En-suite wheelchair-accessible WC, Shower & wash	4	4.5	Bathroom	28	18	Adjacent Space Transfer Air	None	No	None	Central Dirty Extract	0	10	Negative	None	43	41	0	200	200	None	A	80	Presence detection	Floor 0m	See Guidance Notes	Not Applicable		
												4 Bed Room	2	58.5	Multi-bed Wards	25	18	Radiant Panels	TRV Remote Head Adj.	Yes	Comfort Cooled Fresh Air	Central Supply Air	4	0	Positive	G4	43	41	0	100	5	300	A	80	Switch / Dimmer	Bed / Trolley 1.45m	See Guidance Notes	1		
												WCroom	1	14.0	Bathroom	28	18	Adjacent Space Transfer Air	None	No	None	Central Dirty Extract	0	10	Negative	None	43	41	0	200	200	None	A	80	Presence detection	Floor 0m	See Guidance Notes	Not Applicable		
												Patients' Assisted Bathroom	1	14.0	Bathroom	28	18	Adjacent Space Transfer Air	None	No	None	Central Dirty Extract	0	10	Negative	None	43	41	0	200	200	None	A	80	Presence detection	Floor 0m	See Guidance Notes	Not Applicable		
												Treatment Room	1	16.0	Common room/staff room/lounge	28	18	Radiant Panels	TRV Remote Head Adj.	Yes	Comfort Cooled Fresh Air	Central Supply and Extract	6	8	Negative	G4	43	41	0	300	Not Applicable	None	A	80	Switch	Floor 0m	See Guidance Notes	Not Applicable		
												Clean Utility	1	12.0	Clean Utility	2																								

Dept Code	Dept Name	Department Sub Group	Room Name	Qty	Area (m2)	Room Function	Temperature		Heating		Cooling Present	Cooling		Ventilation			Safety temperatures		Safety Notes		Lighting				Medical Location				
							Design Maximum deg C	Design Minimum deg C	Type	Control		Type	Type	Supply achr	Extract achr	Relative Pressure	Min Filtration	Surface deg C	Water deg C	Normal lux	Night lux	Local lux	Standby lux	Colour Rendering		Control	Plane	Notes	Group
C1.4	Haematology / Oncology Inpatients & Daycases - 17 Beds & 2 Chairs	NA	Waiting Area	1	12.0	Waiting Room	28	18	Radiant Panels	TRV Remote Head Adj.	Yes	Comfort Cooled Fresh Air	Central Supply and Extract	5	5	Balanced	G4	43	Not Applicable	0	300	Not Applicable	None	A	80	Switch	Floor 0m	See Guidance Notes	Not Applicable
			Reception / Staff Base	1	3.0	Reception	28	18	Radiant Panels	TRV Remote Head Adj.	Yes	Comfort Cooled Fresh Air	Central Supply Air	3	0	Positive	G4	43	Not Applicable	0	300	Not Applicable	None	A	80	Switch	Desk 0.75 to 0.85m	See Guidance Notes	Not Applicable
			Touchdown Base	1	2.0	Cellular / Ward Offices	25	18	Radiant Panels	TRV Remote Head Adj.	Yes	Comfort Cooled Fresh Air	Central Supply and Extract	4	3	Positive	G4	43	Not Applicable	0	300	Not Applicable	None	A	80	Switch	Desk 0.75 to 0.85m	See Guidance Notes	Not Applicable
			Single Bedroom (RHSC)	3	17.0	Bedroom	25	20	Radiant Panels	TRV Remote Head Adj.	Yes	Comfort Cooled Fresh Air	Central Supply Air	4	0	Positive	G4	43	Not Applicable	0	100	5	300	A	80	Switch / Dimmer	Bed / Trolley 1.45m	See Guidance Notes	1
			Single Isolation Bedroom (RHSC)	4	17.0	Isolation Bedroom	25	21	Adjacent Space Transfer Air	BMS Adjustable Sensor	Yes	Comfort Cooled Fresh Air	Central Supply and Extract	4	0	Balanced	F7	43	41	0	100	5	300	A	80	Switch	Bed / Trolley 1.45m	See Guidance Notes	1
			Isolation Bedroom Entrance Lobby	4	4.0	Isolation Lobby	25	18	Warm Air - Reheat Battery	BMS Adjustable Sensor	Yes	Comfort Cooled Fresh Air	Central Supply and Extract	6	8	Negative	G4	43	41	0	300	Not Applicable	None	A	80	Presence detection	Floor 0m	See Guidance Notes	Not Applicable
			En-suite wheelchair-accessible WC, Shower & wash Patients' Assisted Bathroom	7	4.5	Bathroom	28	18	Adjacent Space Transfer Air	None	No	None	Central Dirty Extract	0	10	Negative	None	43	41	0	200	200	None	A	80	Presence detection	Floor 0m	See Guidance Notes	Not Applicable
			Bathroom	1	14.0	Bathroom	28	18	Adjacent Space Transfer Air	None	No	None	Central Dirty Extract	0	10	Negative	None	43	41	0	200	200	None	A	80	Presence detection	Floor 0m	See Guidance Notes	Not Applicable
			Multi Bed Room: day care, 4 beds & 2 chairs	1	72.5	Multi-bed Wards	25	20	Radiant Panels	TRV Remote Head Adj.	Yes	Comfort Cooled Fresh Air	Central Supply Air	4	0	Positive	G4	43	41	0	100	5	300	A	80	Switch / Dimmer	Bed / Trolley 1.45m	See Guidance Notes	1
			Single Bedroom (RHSC)	3	17.0	Bedroom	25	18	Radiant Panels	TRV Remote Head Adj.	Yes	Comfort Cooled Fresh Air	Central Supply Air	4	0	Positive	G4	43	41	0	100	5	300	A	80	Switch / Dimmer	Bed / Trolley 1.45m	See Guidance Notes	1
			En-suite wheelchair-accessible WC, Shower & wash Treatment Room	4	4.5	Bathroom	28	18	Adjacent Space Transfer Air	None	No	None	Central Dirty Extract	0	10	Negative	None	43	41	0	200	200	None	A	80	Presence detection	Floor 0m	See Guidance Notes	Not Applicable
			Clean Utility	1	12.0	Treatment Room	28	18	Radiant Panels	TRV Remote Head Adj.	Yes	Comfort Cooled Fresh Air	Central Supply Air	10	0	Positive	F7	43	41	0	500	Not Applicable	1000	A	90	Switch	Bed / Trolley 1.45m	See Guidance Notes	1
			Single Bedroom	1	16.0	Clean Utility	28	18	Radiant Panels	TRV Remote Head Adj.	Yes	Comfort Cooled Fresh Air	Central Supply Air	6	0	Positive	G4	43	41	0	150	Not Applicable	None	A	80	Presence detection	General working plane 1m	See Guidance Notes	Not Applicable
			En-suite wheelchair-accessible WC, Shower & wash Quiet Room / Study	3	17.0	Bedroom	25	20	Radiant Panels	TRV Remote Head Adj.	Yes	Comfort Cooled Fresh Air	Central Supply Air	4	0	Positive	G4	43	41	0	100	5	300	A	80	Switch / Dimmer	Bed / Trolley 1.45m	See Guidance Notes	1
			En-suite wheelchair-accessible WC, Shower & wash Quiet Room / Study	3	4.5	Bathroom	28	18	Adjacent Space Transfer Air	None	No	None	Central Dirty Extract	0	10	Negative	None	43	41	0	200	200	None	A	80	Presence detection	Floor 0m	See Guidance Notes	Not Applicable
			Common room/staff room/lounge	1	25.0	Common room/staff room/lounge	28	18	Radiant Panels	TRV Remote Head Adj.	Yes	Comfort Cooled Fresh Air	Central Supply and Extract	6	8	Negative	G4	43	41	0	300	Not Applicable	None	A	80	Switch	Floor 0m	See Guidance Notes	Not Applicable
			Cellular / Ward Offices	1	10.0	Cellular / Ward Offices	25	18	Radiant Panels	TRV Remote Head Adj.	Yes	Comfort Cooled Fresh Air	Central Supply and Extract	4	3	Positive	G4	43	Not Applicable	0	300	Not Applicable	None	A	80	Switch	Desk 0.75 to 0.85m	See Guidance Notes	Not Applicable
			Treatment / Clean Utility	1	18.0	Clean Utility	28	18	Radiant Panels	TRV Remote Head Adj.	Yes	Comfort Cooled Fresh Air	Central Supply Air	6	0	Positive	G4	43	41	0	150	Not Applicable	None	A	80	Presence detection	General working plane 1m	See Guidance Notes	Not Applicable
			Reusolation Trolley Bay	1	1.0	Circulation Equipment Storage Bays	28	16	Adjacent Space Transfer Air	None	No	None	Central General Extract	0	3	Negative	None	43	Not Applicable	0	200	Not Applicable	None	A	80	Presence detection	Floor 0m	See Guidance Notes	Not Applicable
			Hoist Bay	1	3.0	Circulation Equipment Storage Bays	28	16	Adjacent Space Transfer Air	None	No	None	Central General Extract	0	3	Negative	None	43	Not Applicable	0	200	Not Applicable	None	A	80	Presence detection	Floor 0m	See Guidance Notes	Not Applicable
			Dirty Utility	1	14.0	Dirty Utility	28	18	Adjacent Space Transfer Air	None	No	None	Central Dirty Extract	0	6	Negative	None	43	60	0	200	Not Applicable	None	A	80	Presence detection	Floor 0m	See Guidance Notes	Not Applicable
			Complementary Therapy Room	1	10.0	Consulting Room	28	18	Radiant Panels	TRV Remote Head Adj.	Yes	Comfort Cooled Fresh Air	Central Supply and Extract	3	3	Balanced	G4	43	41	0	300	Not Applicable	1000	A	80	Switch	Bed / Trolley 1.45m	See Guidance Notes	1
			Ward Management Office	1	10.0	Cellular / Ward Offices	25	18	Radiant Panels	TRV Remote Head Adj.	Yes	Comfort Cooled Fresh Air	Central Supply and Extract	4	3	Positive	G4	43	Not Applicable	0	300	Not Applicable	None	A	80	Switch	Desk 0.75 to 0.85m	See Guidance Notes	Not Applicable
			Consultant Office (5 Person Microscope)	1	25.0	Cellular / Ward Offices	25	18	Radiant Panels	TRV Remote Head Adj.	Yes	Comfort Cooled Fresh Air	Central Supply and Extract	4	3	Positive	G4	43	Not Applicable	0	300	Not Applicable	None	A	80	Switch	Desk 0.75 to 0.85m	See Guidance Notes	Not Applicable
			Medical Staff Office	1	20.0	Cellular / Ward Offices	25	18	Radiant Panels	TRV Remote Head Adj.	Yes	Comfort Cooled Fresh Air	Central Supply and Extract	4	3	Positive	G4	43	Not Applicable	0	300	Not Applicable	None	A	80	Switch	Desk 0.75 to 0.85m	See Guidance Notes	Not Applicable
			Nursing Staff Office	1	15.0	Cellular / Ward Offices	25	18	Radiant Panels	TRV Remote Head Adj.	Yes	Comfort Cooled Fresh Air	Central Supply and Extract	4	3	Positive	G4	43	Not Applicable	0	300	Not Applicable	None	A	80	Switch	Desk 0.75 to 0.85m	See Guidance Notes	Not Applicable
			Research Staff Office	1	19.0	Cellular / Ward Offices	25	18	Radiant Panels	TRV Remote Head Adj.	Yes	Comfort Cooled Fresh Air	Central Supply and Extract	4	3	Positive	G4	43	Not Applicable	0	300	Not Applicable	None	A	80	Switch	Desk 0.75 to 0.85m	See Guidance Notes	Not Applicable
			Multi-Disciplinary Office	1	18.0	Cellular / Ward Offices	25	18	Radiant Panels	TRV Remote Head Adj.	Yes	Comfort Cooled Fresh Air	Central Supply and Extract	4	3	Positive	G4	43	Not Applicable	0	300	Not Applicable	None	A	80	Switch	Desk 0.75 to 0.85m	See Guidance Notes	Not Applicable
			WC - Staff	2	3.0	Toilet	28	18	Adjacent Space Transfer Air	None	No	None	Central Dirty Extract	0	10	Negative	None	43	41	0	200	Not Applicable	None	A	80	Presence detection	Floor 0m	See Guidance Notes	Not Applicable
			WC - Visitors	1	3.0	Toilet	28	18	Adjacent Space Transfer Air	None	No	None	Central Dirty Extract	0	10	Negative	None	43	41	0	200	Not Applicable	None	A	80	Presence detection	Floor 0m	See Guidance Notes	Not Applicable
			Play Room	1	25.0	Common room/staff room/lounge	28	18	Radiant Panels	TRV Remote Head Adj.	Yes	Comfort Cooled Fresh Air	Central Supply and Extract	6	8	Negative	G4	43	41	0	300	Not Applicable	None	A	80	Switch	Floor 0m	See Guidance Notes	Not Applicable
			Partly	1	8.0	Partly	28	18	Radiant Panels	TRV Remote Head Adj.	Yes	Comfort Cooled Fresh Air	Central Supply and Extract	6	8	Negative	G4	43	41	0	300	Not Applicable	None	A	80	Switch	Floor 0m	See Guidance Notes	Not Applicable
			Linen Bay (1 Trolley)	1	1.5	Linen Bay	28	16	Adjacent Space Transfer Air	None	No	None	Central Dirty Extract	0	3	Negative	None	43	Not Applicable	0	100	Not Applicable	None	A	80	Presence detection	Floor 0m	See Guidance Notes	Not Applicable
			Store - General	1	10.0	Storage Area Equipment	28	16	Radiant Panels	TRV Remote Head Adj.	No	None	Central General Extract	0	3	Negative	None	43	Not Applicable	0	200	Not Applicable	None	A	80	Presence detection	Floor 0m	See Guidance Notes	Not Applicable
			Ward Kitchen	1	12.0	Ward Kitchen	28	18	Adjacent Space Transfer Air	None	No	Ceiling Cassette - Chilled Water	Central General Extract	0	6	Negative	G4	Not Applicable	60	0	300	Not Applicable	None	A	80	Switch	General working plane 1m	See Guidance Notes	Not Applicable
			Store - Equipment	1	10.0	Storage Area Equipment	28	16	Radiant Panels	TRV Remote Head Adj.	No	None	Central General Extract	0	3	Negative	None	43	Not Applicable	0	200	Not Applicable	None	A	80	Presence detection	Floor 0m	See Guidance Notes	Not Applicable
			Pharmacy Base	1	9.0	Consulting Room	28	18	Radiant Panels	TRV Remote Head Adj.	Yes	Comfort Cooled Fresh Air	Central Supply and Extract	3	3	Balanced	G4	43	41	0	300	Not Applicable	1000	A	80	Switch	Bed / Trolley 1.45m	See Guidance Notes	1
			Patient Interview Room	1	9.0	Meeting Room	25	18	Radiant Panels	TRV Remote Head Adj.	Yes	Ceiling Cassette - Chilled Water	Central Supply and Extract	4	4	Balanced	G4	43	Not Applicable	0	300	Not Applicable	None	A	80	Switch	Desk 0.75 to 0.85m	See Guidance Notes	Not Applicable
			Family Sitting Room	1	27.0	Common room/staff room/lounge	28	18	Radiant Panels	TRV Remote Head Adj.	Yes	Comfort Cooled Fresh Air	Central Supply and Extract	6	8	Negative	G4	43	41	0	300	Not Applicable	None	A	80	Switch	Floor 0m	See Guidance Notes	Not Applicable
			Breast Pump Room	1	4.0	Baby Feeding Room / Nappy Change	25	18	Adjacent Space Transfer Air	None	No	None	Central Dirty Extract	0	10	Negative	None	43	41	0	200	Not Applicable	None	A	80	Switch / Dimmer	Floor 0m	See Guidance Notes	Not Applicable
			Nappy Change	1	4.0	Baby Feeding Room / Nappy Change	25	18	Adjacent Space Transfer Air	None	No	None	Central Dirty Extract	0	10	Negative	None	43	41	0	200	Not Applicable	None	A	80	Switch / Dimmer	Floor 0m	See Guidance Notes	Not Applicable
			Baby Infant / Feeding Room	1	4.0	Baby Feeding Room / Nappy Change	25	18	Adjacent Space Transfer Air	None	No	None	Central Dirty Extract	0	10	Negative	None	43	41	0	200	Not Applicable	None	A	80	Switch / Dimmer	Floor 0m	See Guidance Notes	Not Applicable
			WC - Wheelchair Accessible	2	4.5	Toilet	28	18	Adjacent Space Transfer Air	None	No	None	Central Dirty Extract	0	10	Negative	None	43	41	0	200	Not Applicable	None	A	80	Presence detection	Floor 0m	See Guidance Notes	Not Applicable
			Dining / Recreation Room	1	26.0	Common room/staff room/lounge	28	18	Radiant Panels	TRV Remote Head Adj.	Yes	Comfort Cooled Fresh Air	Central Supply and Extract	6	8	Negative	G4	43	41	0	300	Not Applicable	None	A	80	Switch	Floor 0m	See Guidance Notes	Not Applicable
			Quiet Room / Study	1	10.0	Cellular / Ward Offices	25	18	Radiant Panels	TRV Remote Head Adj.	Yes	Comfort Cooled Fresh Air	Central Supply and Extract	4	3	Positive	G4	43	Not Applicable	0	300	Not Applicable	None	A	80	Switch	Desk 0.75 to 0.85m	See Guidance Notes	Not Applicable
C1.7	Paediatric Neurophysiology	NA	EEG Recording Room	2	16.0	Diagnostic room	25	18	Warm Air - Reheat Battery	BMS Adjustable Sensor	Yes	Comfort Cooled Fresh Air	Central Supply and Extract	8	8	Balanced	F7	43	41	0	300	Not Applicable	1000	A	80	Switch / Dimmer	General working plane 1m	See Guidance Notes	1
			EEG Potential Recording Room	1	16.0	Diagnostic room	25	18	Warm Air - Reheat Battery	BMS Adjustable Sensor	Yes	Comfort Cooled Fresh Air	Central Supply and Extract	8	8	Balanced	F7	43	41	0	300	Not Applicable	1000	A	80	Switch / Dimmer	General working plane 1m	See Guidance Notes	1
			EEG Review Office	1	15.0	Cellular / Ward Offices	25	18	Radiant Panels	TRV Remote Head Adj.	Yes	Comfort Cooled Fresh Air	Central Supply and Extract	4	3	Positive	G4	43	Not Applicable	0	300	Not Applicable	None	A	80	Switch	Desk 0.75 to 0.85m	See Guidance Notes	Not Applicable
			Reception Desk/Staff Base	1	3.0	Reception	28	18	Radiant Panels	TRV Remote Head Adj.	Yes	Comfort Cooled Fresh Air	Central Supply Air	3	0	Positive	G4	43	Not Applicable	0	300	Not Applicable	None	A	80	Switch	Desk 0.75 to 0.85m	See Guidance Notes	Not Applicable
			Dining / Play Room	1	15.0	Eating/Drinking	28	18	Radiant Panels	TRV Remote Head Adj.	Yes	Comfort Cooled Fresh Air	Central Supply and Extract	4	4	Balanced	G4	43	41	0	20								

Dept Code	Dept Name	Department Sub Group	Room Name	Qty	Area (m2)	Room Function	Temperature		Heating		Cooling Present	Cooling Type	Ventilation				Safety temperatures			Safety Notes	Lighting					Notes	Medical Location Group				
							Design Maximum deg C	Design Minimum deg C	Type	Control			Type	Supply ac/hr	Extract ac/hr	Relative Pressure	Min Filtration	Surface deg C	Water deg C		Normal lux	Night lux	Local lux	Standby Grade	Colour Rendering			Control	Plane		
D1	RHSC Main Outpatients Department		Consult/Examination	10	15.5	Consulting Room	28	18	Radiant Panels	TRV Remote Head Adj.	Yes	Comfort Cooled Fresh Air	Central Supply and Extract	3	3	Balanced	G4	43	41	0	300	Not Applicable	1000	A	80	Switch	Bed / Trolley 1.45m	See Guidance Notes	1		
			Child Protection Room	1	24.0	Consulting Room	28	18	Radiant Panels	TRV Remote Head Adj.	Yes	Comfort Cooled Fresh Air	Central Supply and Extract	3	3	Balanced	G4	43	41	0	300	Not Applicable	1000	A	80	Switch	Bed / Trolley 1.45m	See Guidance Notes	1		
			Consult/Examination (Child Protection)	1	15.5	Consulting Room	28	18	Radiant Panels	TRV Remote Head Adj.	Yes	Comfort Cooled Fresh Air	Central Supply and Extract	3	3	Balanced	G4	43	41	0	300	Not Applicable	1000	A	80	Switch	Bed / Trolley 1.45m	See Guidance Notes	1		
			Consult/Multi-Disciplinary Treatment Room (with prep area)	1	24.0	Consulting Room	28	18	Radiant Panels	TRV Remote Head Adj.	Yes	Comfort Cooled Fresh Air	Central Supply and Extract	3	3	Balanced	G4	43	41	0	300	Not Applicable	1000	A	80	Switch	Bed / Trolley 1.45m	See Guidance Notes	1		
			Plaster Suite (3 bays)	1	16.0	Treatment Room	28	18	Radiant Panels	TRV Remote Head Adj.	Yes	Comfort Cooled Fresh Air	Central Supply Air	10	0	Positive	F7	43	41	0	500	Not Applicable	1000	A	90	Switch	Bed / Trolley 1.45m	See Guidance Notes	1		
			Store: Plaster	1	40.0	Consulting Room	28	18	Radiant Panels	TRV Remote Head Adj.	Yes	Comfort Cooled Fresh Air	Central Supply and Extract	3	3	Balanced	G4	43	41	0	300	Not Applicable	1000	A	80	Switch	Bed / Trolley 1.45m	See Guidance Notes	1		
			Orthotics Workshop	1	16.0	Storage Area Equipment	28	16	Radiant Panels	TRV Remote Head Adj.	No	None	Central General Extract	0	3	Negative	None	43	Not Applicable	0	200	Not Applicable	None	A	80	Presence detection	Floor 0m	See Guidance Notes	Not Applicable		
			Equipment / General Store	1	6.0	Small Workshop	28	18	Radiant Panels	TRV Remote Head Adj.	No	None	Central Supply and Extract	4	6	Negative	G4	43	41	0	300	Not Applicable	None	A	80	Switch	Desk 0.75 to 0.85m	See Guidance Notes	Not Applicable		
			Store Room	1	8.0	Storage Area Equipment	28	16	Radiant Panels	TRV Remote Head Adj.	No	None	Central General Extract	0	3	Negative	None	43	Not Applicable	0	200	Not Applicable	None	A	80	Presence detection	Floor 0m	See Guidance Notes	Not Applicable		
			Physical Measurement	2	3.5	Storage Area Equipment	28	16	Radiant Panels	TRV Remote Head Adj.	No	None	Central General Extract	0	3	Negative	None	43	Not Applicable	0	200	Not Applicable	None	A	80	Presence detection	Floor 0m	See Guidance Notes	Not Applicable		
			Infant Measuring Room	1	3.0	Consulting Room	28	18	Radiant Panels	TRV Remote Head Adj.	Yes	Comfort Cooled Fresh Air	Central Supply and Extract	3	3	Balanced	G4	43	41	0	300	Not Applicable	1000	A	80	Switch	Bed / Trolley 1.45m	See Guidance Notes	1		
			Mobile Hoist Bay	1	6.0	Consulting Room	28	18	Radiant Panels	TRV Remote Head Adj.	Yes	Comfort Cooled Fresh Air	Central Supply and Extract	3	3	Balanced	G4	43	41	0	300	Not Applicable	1000	A	80	Switch	Bed / Trolley 1.45m	See Guidance Notes	1		
						Circulation Equipment Storage Bays	1	3.0	Adjacent Space Transfer Air			None	No	None	Central General Extract	0	3	Negative	None	43	Not Applicable	0	200	Not Applicable	None	A	80	Presence detection	Floor 0m	See Guidance Notes	Not Applicable
						Clean Utility	1	8.0	Radiant Panels	TRV Remote Head Adj.	Yes	Comfort Cooled Fresh Air	Central Supply Air	6	0	Positive	G4	43	41	0	150	Not Applicable	None	A	80	Presence detection	General working plane 1m	See Guidance Notes	Not Applicable		
						Dirty Utility	1	11.0	Adjacent Space Transfer Air			None	No	None	Central Dirty Extract	0	6	Negative	None	43	60	0	200	Not Applicable	None	A	80	Presence detection	Floor 0m	See Guidance Notes	Not Applicable
						DSR	1	7.0	Adjacent Space Transfer Air			None	No	None	Central Dirty Extract	0	10	Negative	None	43	Not Applicable	0	100	Not Applicable	None	A	90	Switch	Bed / Trolley 1.45m	See Guidance Notes	Not Applicable
						Disposal Hold	1	10.0	Adjacent Space Transfer Air			None	No	None	Central Dirty Extract	0	10	Negative	None	43	Not Applicable	0	100	Not Applicable	None	A	90	Switch	Bed / Trolley 1.45m	See Guidance Notes	Not Applicable
						Resuscitation Trolley Bay	1	1.0	Adjacent Space Transfer Air			None	No	None	Central Dirty Extract	0	10	Negative	None	43	Not Applicable	0	100	Not Applicable	None	A	90	Switch	Bed / Trolley 1.45m	See Guidance Notes	Not Applicable
						Phlebotomy Room	1	8.0	Radiant Panels	TRV Remote Head Adj.	Yes	Comfort Cooled Fresh Air	Central Supply Air	0	0	Balanced	None	43	Not Applicable	0	500	Not Applicable	None	A	90	Switch	Bed / Trolley 1.45m	See Guidance Notes	Not Applicable		
						Specimens/ Disabled WC	1	4.5	Radiant Panels	TRV Remote Head Adj.	Yes	Comfort Cooled Fresh Air	Central Supply and Extract	3	3	Balanced	G4	43	41	0	300	Not Applicable	1000	A	80	Switch	Bed / Trolley 1.45m	See Guidance Notes	1		
						Linen Bay	1	1.5	Adjacent Space Transfer Air			None	No	None	Central Dirty Extract	0	10	Negative	None	43	41	0	200	Not Applicable	None	A	80	Presence detection	Floor 0m	See Guidance Notes	Not Applicable
						Partry	1	8.0	Adjacent Space Transfer Air			None	No	None	Central Supply and Extract	0	3	Negative	None	43	Not Applicable	0	100	Not Applicable	None	A	80	Presence detection	Floor 0m	See Guidance Notes	Not Applicable
						Staff WC	1	1.5	Radiant Panels	TRV Remote Head Adj.	Yes	Comfort Cooled Fresh Air	Central Supply and Extract	6	8	Negative	G4	43	41	0	300	Not Applicable	None	A	80	Switch	Floor 0m	See Guidance Notes	Not Applicable		
						WC - Fully accessible changing room	2	3.0	Adjacent Space Transfer Air			None	No	None	Central Dirty Extract	0	10	Negative	None	43	41	0	200	Not Applicable	None	A	80	Presence detection	Floor 0m	See Guidance Notes	Not Applicable
						Baby Infant / Feeding Room	1	7.0	Adjacent Space Transfer Air			None	No	None	Central Dirty Extract	0	10	Negative	None	43	41	0	200	Not Applicable	None	A	80	Presence detection	Floor 0m	See Guidance Notes	Not Applicable
					Nappy Change	1	4.0	Adjacent Space Transfer Air			None	No	None	Central Dirty Extract	0	10	Negative	None	43	41	0	200	Not Applicable	None	A	80	Switch / Dimmer	Floor 0m	See Guidance Notes	Not Applicable	
						1	4.0	Adjacent Space Transfer Air			None	No	None	Central Dirty Extract	0	10	Negative	None	43	41	0	200	Not Applicable	None	A	80	Switch / Dimmer	Floor 0m	See Guidance Notes	Not Applicable	
						1	4.0	Adjacent Space Transfer Air			None	No	None	Central Dirty Extract	0	10	Negative	None	43	41	0	200	Not Applicable	None	A	80	Switch / Dimmer	Floor 0m	See Guidance Notes	Not Applicable	
						1	4.0	Adjacent Space Transfer Air			None	No	None	Central Dirty Extract	0	10	Negative	None	43	41	0	200	Not Applicable	None	A	80	Switch / Dimmer	Floor 0m	See Guidance Notes	Not Applicable	
						1	4.0	Adjacent Space Transfer Air			None	No	None	Central Dirty Extract	0	10	Negative	None	43	41	0	200	Not Applicable	None	A	80	Switch / Dimmer	Floor 0m	See Guidance Notes	Not Applicable	
						1	4.0	Adjacent Space Transfer Air			None	No	None	Central Dirty Extract	0	10	Negative	None	43	41	0	200	Not Applicable	None	A	80	Switch / Dimmer	Floor 0m	See Guidance Notes	Not Applicable	
						1	4.0	Adjacent Space Transfer Air			None	No	None	Central Dirty Extract	0	10	Negative	None	43	41	0	200	Not Applicable	None	A	80	Switch / Dimmer	Floor 0m	See Guidance Notes	Not Applicable	
						1	4.0	Adjacent Space Transfer Air			None	No	None	Central Dirty Extract	0	10	Negative	None	43	41	0	200	Not Applicable	None	A	80	Switch / Dimmer	Floor 0m	See Guidance Notes	Not Applicable	
						1	4.0	Adjacent Space Transfer Air			None	No	None	Central Dirty Extract	0	10	Negative	None	43	41	0	200	Not Applicable	None	A	80	Switch / Dimmer	Floor 0m	See Guidance Notes	Not Applicable	
						1	4.0	Adjacent Space Transfer Air			None	No	None	Central Dirty Extract	0	10	Negative	None	43	41	0	200	Not Applicable	None	A	80	Switch / Dimmer	Floor 0m	See Guidance Notes	Not Applicable	
						1	4.0	Adjacent Space Transfer Air			None	No	None	Central Dirty Extract	0	10	Negative	None	43	41	0	200	Not Applicable	None	A	80	Switch / Dimmer	Floor 0m	See Guidance Notes	Not Applicable	
						1	4.0	Adjacent Space Transfer Air			None	No	None	Central Dirty Extract	0	10	Negative	None	43	41	0	200	Not Applicable	None	A	80	Switch / Dimmer	Floor 0m	See Guidance Notes	Not Applicable	
						1	4.0	Adjacent Space Transfer Air			None	No	None	Central Dirty Extract	0	10	Negative	None	43	41	0	200	Not Applicable	None	A	80	Switch / Dimmer	Floor 0m	See Guidance Notes	Not Applicable	
						1	4.0	Adjacent Space Transfer Air			None	No	None	Central Dirty Extract	0	10	Negative	None	43	41	0	200	Not Applicable	None	A	80	Switch / Dimmer	Floor 0m	See Guidance Notes	Not Applicable	
						1	4.0	Adjacent Space Transfer Air			None	No	None	Central Dirty Extract	0	10	Negative	None	43	41	0	200	Not Applicable	None	A	80	Switch / Dimmer	Floor 0m	See Guidance Notes	Not Applicable	
						1	4.0	Adjacent Space Transfer Air			None	No	None	Central Dirty Extract	0	10	Negative	None	43	41	0	200	Not Applicable	None	A	80	Switch / Dimmer	Floor 0m	See Guidance Notes	Not Applicable	
						1	4.0	Adjacent Space Transfer Air			None	No	None	Central Dirty Extract	0	10	Negative	None	43	41	0	200	Not Applicable	None	A	80	Switch / Dimmer	Floor 0m	See Guidance Notes	Not Applicable	
						1	4.0	Adjacent Space Transfer Air			None	No	None	Central Dirty Extract	0	10	Negative	None	43	41	0	200	Not Applicable	None	A	80	Switch / Dimmer	Floor 0m	See Guidance Notes	Not Applicable	
						1	4.0	Adjacent Space Transfer Air			None	No	None	Central Dirty Extract	0	10	Negative	None	43	41	0	200	Not Applicable	None	A	80	Switch / Dimmer	Floor 0m	See Guidance Notes	Not Applicable	
						1	4.0	Adjacent Space Transfer Air			None	No	None	Central Dirty Extract	0	10	Negative	None	43	41	0	200	Not Applicable	None	A	80	Switch / Dimmer	Floor 0m	See Guidance Notes	Not Applicable	
						1	4.0	Adjacent Space Transfer Air			None	No	None	Central Dirty Extract	0	10	Negative	None	43	41	0	200	Not Applicable	None	A	80	Switch / Dimmer	Floor 0m	See Guidance Notes	Not Applicable	
						1	4.0	Adjacent Space Transfer Air			None	No	None	Central Dirty Extract	0	10	Negative	None	43	41	0	200	Not Applicable	None	A	80	Switch / Dimmer	Floor 0m	See Guidance Notes	Not Applicable	
						1	4.0	Adjacent Space Transfer Air			None	No	None	Central Dirty Extract	0	10	Negative	None	43	41	0	200	Not Applicable	None	A	80	Switch / Dimmer	Floor 0m	See Guidance Notes	Not Applicable	
						1	4.0	Adjacent Space Transfer Air			None	No	None	Central Dirty Extract	0	10	Negative	None	43	41	0	200	Not Applicable	None	A	80	Switch / Dimmer	Floor 0m	See Guidance Notes	Not Applicable	
						1	4.0	Adjacent Space Transfer Air			None	No	None	Central Dirty Extract	0	10	Negative	None	43	41	0	200	Not Applicable	None	A	80	Switch / Dimmer	Floor 0m	See Guidance Notes	Not Applicable	
						1	4.0	Adjacent Space Transfer Air			None	No	None	Central Dirty Extract	0	10	Negative	None	43	41	0	200	Not Applicable	None	A	80	Switch / Dimmer	Floor 0m	See Guidance Notes	Not Applicable	
						1	4.0	Adjacent Space Transfer Air			None	No	None	Central Dirty Extract	0	10	Negative	None	43	41	0	200	Not App								

Dept Code	Dept Name	Department Sub Group	Room Name	Qty	Area (m2)	Room Function	Temperature		Heating		Cooling Present	Cooling Type	Ventilation				Safety Notes	Lighting					Notes	Medical Location Group						
							Design Maximum deg C	Design Minimum deg C	Type	Control			Supply ac/hr	Extract ac/hr	Relative Pressure	Min Filtration		Surface deg C	Water deg C	Normal lux	Night lux	Local lux			Standby Grade	Colour Rendering	Control	Plane		
D4	Audiology	NA	Waiting Area	1	13.5	Waiting Room	28	18	Radiant Panels	TRV Remote Head Adj.	Yes	Comfort Cooled Fresh Air	Central Supply and Extract	5	5	Balanced	G4	43	41	0	300	Not Applicable	None	A	80	Switch	Floor 0m	See Guidance Notes	Not Applicable	
			Waiting Area	1	3.5	Waiting Room	28	18	Radiant Panels	TRV Remote Head Adj.	Yes	Comfort Cooled Fresh Air	Central Supply and Extract	5	5	Balanced	G4	43	41	0	300	Not Applicable	None	A	80	Switch	Floor 0m	See Guidance Notes	Not Applicable	
			Testing/Clinic Rooms	2	21.0	Consulting Room	28	18	Radiant Panels	TRV Remote Head Adj.	Yes	Comfort Cooled Fresh Air	Central Supply and Extract	3	3	Balanced	G4	43	41	0	300	Not Applicable	1000	A	80	Switch	Bed / Trolley 1.45m	See Guidance Notes	Not Applicable	
			Obs/Control	2	8.0	Diagnostic room	25	18	Warm Air - Reheat Battery	BMS Adjustable Sensor	Yes	Comfort Cooled Fresh Air	Central Supply and Extract	8	8	Balanced	F7	43	41	0	300	Not Applicable	1000	A	80	Switch / Dimmer	General working plane 1m	See Guidance Notes	1	
			ABR Room	1	16.0	Small Workshop	28	18	Radiant Panels	TRV Remote Head Adj.	No	None	Central Supply and Extract	4	6	Negative	G4	43	41	0	300	Not Applicable	None	A	80	Switch	Desk 0.75 to 0.85m	See Guidance Notes	Not Applicable	
			Test Room	1	16.0	Small Workshop	28	18	Radiant Panels	TRV Remote Head Adj.	No	None	Central Supply and Extract	4	6	Negative	G4	43	41	0	300	Not Applicable	None	A	80	Switch	Desk 0.75 to 0.85m	See Guidance Notes	Not Applicable	
			Work Room	1	12.0	Small Workshop	28	18	Radiant Panels	TRV Remote Head Adj.	No	None	Central Supply and Extract	4	6	Negative	G4	43	41	0	300	Not Applicable	None	A	80	Switch	Desk 0.75 to 0.85m	See Guidance Notes	Not Applicable	
			Mould Room	1	9.0	Small Workshop	28	18	Radiant Panels	TRV Remote Head Adj.	No	None	Central Supply and Extract	4	6	Negative	G4	43	41	0	300	Not Applicable	None	A	80	Switch	Desk 0.75 to 0.85m	See Guidance Notes	Not Applicable	
			Store	1	15.0	Storage Area Equipment	28	16	Radiant Panels	TRV Remote Head Adj.	No	None	Central General Extract	0	3	Negative	None	43	41	0	200	Not Applicable	None	A	80	Presence detection	Floor 0m	See Guidance Notes	Not Applicable	
			Shared Staff Office	1	32.8	Cellular / Ward Offices	25	18	Radiant Panels	TRV Remote Head Adj.	Yes	Comfort Cooled Fresh Air	Central Supply and Extract	4	3	Positive	G4	43	41	0	300	Not Applicable	None	A	80	Switch	Desk 0.75 to 0.85m	See Guidance Notes	Not Applicable	
D5	Paediatric Dentistry	NA	Surgeries (standard)	3	18.0	Operating Theatre Suite	25	18	Warm Air - Reheat Battery	BMS Adjustable Sensor	Yes	Comfort Cooled Fresh Air	In line with SHTM 03-01	In line with SHTM 03-01	0	F7	43	41	0	500	Not Applicable	10,000 - 100,000	A	80	Switch	Floor 0m	See Guidance Notes	2		
			Surgery (multi-disciplinary)	1	20.0	Operating Theatre Suite	25	18	Warm Air - Reheat Battery	BMS Adjustable Sensor	Yes	Comfort Cooled Fresh Air	In line with SHTM 03-01	In line with SHTM 03-01	0	F7	43	41	0	500	Not Applicable	10,000 - 100,000	A	80	Switch	Floor 0m	See Guidance Notes	2		
			Recovery Laboratory	1	10.0	Recovery Bay / Recovery Room	28	20	Radiant Panels	TRV Remote Head Adj.	Yes	Comfort Cooled Fresh Air	Central Supply and Extract	4	0	Positive	G4	43	41	0	500	Not Applicable	1000	A	80	Switch / Dimmer	Bed / Trolley 1.45m	See Guidance Notes	1	
			Clean Utility / Dental Store	1	10.0	Clean Utility	28	18	Radiant Panels	TRV Remote Head Adj.	Yes	Comfort Cooled Fresh Air	Central Supply and Extract	6	6	Balanced	F7	43	60	0	500	Not Applicable	None	A	80	Switch	Desk 0.75 to 0.85m	See Guidance Notes	Not Applicable	
			Dirty Utility	1	23.0	Clean Utility	28	18	Radiant Panels	TRV Remote Head Adj.	Yes	Comfort Cooled Fresh Air	Central Supply Air	6	0	Positive	G4	43	41	0	150	Not Applicable	None	A	80	Presence detection	General working plane 1m	See Guidance Notes	Not Applicable	
			Mobile Inter-oral Storage	1	11.0	Dirty Utility	28	18	Adjacent Space Transfer Air	None	No	None	Central Dirty Extract	0	6	Negative	None	43	60	0	200	Not Applicable	None	A	80	Presence detection	Floor 0m	See Guidance Notes	Not Applicable	
				1	6.0	Storage Area Equipment	28	16	Radiant Panels	TRV Remote Head Adj.	No	None	Central General Extract	0	3	Negative	None	43	41	0	200	Not Applicable	None	A	80	Presence detection	Floor 0m	See Guidance Notes	Not Applicable	
D6	RHSC Therapies	Clinical Rooms	Rehabilitation Room	4	30.0	Bedroom	25	20	Radiant Panels	TRV Remote Head Adj.	Yes	Comfort Cooled Fresh Air	Central Supply Air	4	0	Positive	G4	43	41	0	100	5	300	A	80	Switch / Dimmer	Bed / Trolley 1.45m	See Guidance Notes	1	
			Rehabilitation Room (inc CV equip)	1	39.0	Bedroom	25	20	Radiant Panels	TRV Remote Head Adj.	Yes	Comfort Cooled Fresh Air	Central Supply Air	4	0	Positive	G4	43	41	0	100	5	300	A	80	Switch / Dimmer	Bed / Trolley 1.45m	See Guidance Notes	1	
			Changing Cubicles	2	4.0	Changing Facilities	28	18	Radiant Panels	TRV Remote Head Adj.	Yes	Comfort Cooled Fresh Air	Central Supply and Extract	5	4	Positive	G4	43	41	0	100	Not Applicable	None	A	80	Presence detection	Floor 0m	See Guidance Notes	Not Applicable	
			Standard Treatment Room	3	15.0	Consulting Room	28	18	Radiant Panels	TRV Remote Head Adj.	Yes	Comfort Cooled Fresh Air	Central Supply and Extract	3	3	Balanced	G4	43	41	0	300	Not Applicable	1000	A	80	Switch	Bed / Trolley 1.45m	See Guidance Notes	1	
			Treatment Room (OT equip)	1	20.0	Treatment Room	28	18	Radiant Panels	TRV Remote Head Adj.	Yes	Comfort Cooled Fresh Air	Central Supply Air	10	0	Positive	F7	43	41	0	500	Not Applicable	1000	A	90	Switch	Bed / Trolley 1.45m	See Guidance Notes	1	
			Infant Measuring Room	1	6.0	Consulting Room	28	18	Radiant Panels	TRV Remote Head Adj.	Yes	Comfort Cooled Fresh Air	Central Supply and Extract	3	3	Balanced	G4	43	41	0	300	Not Applicable	1000	A	80	Switch	Bed / Trolley 1.45m	See Guidance Notes	1	
			Standard Distraction Free Treatment Room	2	15.0	Consulting Room	28	18	Radiant Panels	TRV Remote Head Adj.	Yes	Comfort Cooled Fresh Air	Central Supply and Extract	3	3	Balanced	G4	43	41	0	300	Not Applicable	1000	A	80	Switch	Bed / Trolley 1.45m	See Guidance Notes	1	
			Large Distraction Free Treatment Room	1	20.0	Consulting Room	28	18	Radiant Panels	TRV Remote Head Adj.	Yes	Comfort Cooled Fresh Air	Central Supply and Extract	3	3	Balanced	G4	43	41	0	300	Not Applicable	1000	A	80	Switch	Bed / Trolley 1.45m	See Guidance Notes	1	
			Dietetic Clinic Room	2	12.0	Diagnostic room	25	18	Warm Air - Reheat Battery	BMS Adjustable Sensor	Yes	Comfort Cooled Fresh Air	Central Supply and Extract	8	8	Balanced	F7	43	41	0	300	Not Applicable	1000	A	80	Switch / Dimmer	General working plane 1m	See Guidance Notes	1	
			Splitting / Casting Room	1	18.0	Consulting Room	28	18	Radiant Panels	TRV Remote Head Adj.	Yes	Comfort Cooled Fresh Air	Central Supply and Extract	3	3	Balanced	G4	43	41	0	300	Not Applicable	1000	A	80	Switch	Bed / Trolley 1.45m	See Guidance Notes	1	
			Offices/Workstations	Management Office	1	20.5	Cellular / Ward Offices	25	18	Radiant Panels	TRV Remote Head Adj.	Yes	Comfort Cooled Fresh Air	Central Supply and Extract	4	3	Positive	G4	43	41	0	300	Not Applicable	None	A	80	Switch	Desk 0.75 to 0.85m	See Guidance Notes	Not Applicable
				Staff Office - All specialties (39 person)	1	159.9	Cellular / Ward Offices	25	18	Radiant Panels	TRV Remote Head Adj.	Yes	Comfort Cooled Fresh Air	Central Supply and Extract	4	3	Positive	G4	43	41	0	300	Not Applicable	None	A	80	Switch	Desk 0.75 to 0.85m	See Guidance Notes	Not Applicable
				Meeting Room - 4 person	1	6.0	Meeting Room	25	18	Radiant Panels	TRV Remote Head Adj.	Yes	Ceiling Cassette - Chilled Water	Central Supply and Extract	4	4	Balanced	G4	43	41	0	300	Not Applicable	None	A	80	Switch	Desk 0.75 to 0.85m	See Guidance Notes	Not Applicable
				Meeting Room - 6 person	1	9.0	Meeting Room	25	18	Radiant Panels	TRV Remote Head Adj.	Yes	Ceiling Cassette - Chilled Water	Central Supply and Extract	4	4	Balanced	G4	43	41	0	300	Not Applicable	None	A	80	Switch	Desk 0.75 to 0.85m	See Guidance Notes	Not Applicable
				Dictation/ 1:1/Phone Booth	4	4.2	Cellular / Ward Offices	25	18	Radiant Panels	TRV Remote Head Adj.	Yes	Comfort Cooled Fresh Air	Central Supply and Extract	4	3	Positive	G4	43	41	0	300	Not Applicable	None	A	80	Switch	Desk 0.75 to 0.85m	See Guidance Notes	Not Applicable
		A&C Staff Office/Appliance Officer		1	36.9	Cellular / Ward Offices	25	18	Radiant Panels	TRV Remote Head Adj.	Yes	Comfort Cooled Fresh Air	Central Supply and Extract	4	3	Positive	G4	43	41	0	300	Not Applicable	None	A	80	Switch	Desk 0.75 to 0.85m	See Guidance Notes	Not Applicable	
		WC - Staff		2	3.0	Toilet	28	18	Adjacent Space Transfer Air	None	No	None	Central Dirty Extract	0	10	Negative	None	43	41	0	200	Not Applicable	None	A	80	Presence detection	Floor 0m	See Guidance Notes	Not Applicable	
		Reception		1	6.0	Reception	28	18	Radiant Panels	TRV Remote Head Adj.	Yes	Comfort Cooled Fresh Air	Central Supply Air	3	0	Positive	G4	43	41	0	300	Not Applicable	None	A	80	Switch	Desk 0.75 to 0.85m	See Guidance Notes	Not Applicable	
		Waiting Play Area		1	33.0	Waiting Room	28	18	Radiant Panels	TRV Remote Head Adj.	Yes	Comfort Cooled Fresh Air	Central Supply and Extract	5	5	Balanced	G4	43	41	0	300	Not Applicable	None	A	80	Switch	Floor 0m	See Guidance Notes	Not Applicable	
		WC - Wheelchair accessible		1	4.5	Toilet	28	18	Adjacent Space Transfer Air	None	No	None	Central Dirty Extract	0	10	Negative	None	43	41	0	200	Not Applicable	None	A	80	Presence detection	Floor 0m	See Guidance Notes	Not Applicable	
		WC - assisted (large-changing)		1	12.3	Toilet	28	18	Adjacent Space Transfer Air	None	No	None	Central Dirty Extract	0	10	Negative	None	43	41	0	200	Not Applicable	None	A	80	Presence detection	Floor 0m	See Guidance Notes	Not Applicable	
		Store - OT		1	4.0	Storage Area Equipment	28	16	Radiant Panels	TRV Remote Head Adj.	No	None	Central General Extract	0	3	Negative	None	43	41	0	200	Not Applicable	None	A	80	Presence detection	Floor 0m	See Guidance Notes	Not Applicable	
		Store - OT		1	16.5	Storage Area Equipment	28	16	Radiant Panels	TRV Remote Head Adj.	No	None	Central General Extract	0	3	Negative	None	43	41	0	200	Not Applicable	None	A	80	Presence detection	Floor 0m	See Guidance Notes	Not Applicable	
		Store - OT		1	2.0	Storage Area Equipment	28	16	Radiant Panels	TRV Remote Head Adj.	No	None	Central General Extract	0	3	Negative	None	43	41	0	200	Not Applicable	None	A	80	Presence detection	Floor 0m	See Guidance Notes	Not Applicable	
		Store - SALT		1	8.0	Storage Area Equipment	28	16	Radiant Panels	TRV Remote Head Adj.	No	None	Central General Extract	0	3	Negative	None	43	41	0	200	Not Applicable	None	A	80	Presence detection	Floor 0m	See Guidance Notes	Not Applicable	
		Store - Dietetic	1	8.0	Storage Area Equipment	28	16	Radiant Panels	TRV Remote Head Adj.	No	None	Central General Extract	0	3	Negative	None	43	41	0	200	Not Applicable	None	A	80	Presence detection	Floor 0m	See Guidance Notes	Not Applicable		
		Store - Dietetic	1	1.0	Storage Area Equipment	28	16	Radiant Panels	TRV Remote Head Adj.	No	None	Central General Extract	0	3	Negative	None	43	41	0	200	Not Applicable	None	A	80	Presence detection	Floor 0m	See Guidance Notes	Not Applicable		
		Store - Physio	1	1.5	Storage Area Equipment	28	16	Radiant Panels	TRV Remote Head Adj.	No	None	Central General Extract	0	3	Negative	None	43	41	0	200	Not Applicable	None	A	80	Presence detection	Floor 0m	See Guidance Notes	Not Applicable		
		Store - Physio	1	4.0	Storage Area Equipment	28	16	Radiant Panels	TRV Remote Head Adj.	No	None	Central General Extract	0	3	Negative	None	43	41	0	200	Not Applicable	None	A	80	Presence detection	Floor 0m	See Guidance Notes	Not Applicable		
		Store - Physio	1	8.0	Storage Area Equipment	28	16	Radiant Panels	TRV Remote Head Adj.	No	None	Central General Extract	0	3	Negative	None	43	41	0	200	Not Applicable	None	A	80	Presence detection	Floor 0m	See Guidance Notes	Not Applicable		
Store - Physio	1	24.5	Storage Area Equipment	28	16	Radiant Panels	TRV Remote Head Adj.	No	None	Central General Extract	0	3	Negative	None	43	41	0	200	Not Applicable	None	A	80	Presence detection	Floor 0m	See Guidance Notes	Not Applicable				
Store - Physio	1	8.5	Storage Area Equipment	28	16	Radiant Panels	TRV Remote Head Adj.	No	None	Central General Extract	0	3	Negative	None	43	41	0	200	Not Applicable	None	A	80	Presence detection	Floor 0m	See Guidance Notes	Not Applicable				
Store - Physio	1	6.0	Storage Area Equipment	28	16	Radiant Panels	TRV Remote Head Adj.	No	None	Central General Extract	0	3																		

Dept Code	Dept Name	Department Sub Group	Room Name	Qty	Area (m2)	Room Function	Temperature		Heating		Cooling Present	Cooling Type	Ventilation				Safety temperatures		Safety Notes	Lighting					Notes	Medical Location Group						
							Design Maximum deg C	Design Minimum deg C	Type	Control			Type	Extract ac/hr	Relative Pressure	Min Filtration	Surfaces deg C	Water deg C		Normal lux	Night lux	Local lux	Standby Grade	Colour Rendering			Control	Plane				
																													Supply ac/hr	Extract ac/hr		
D9	Medical Day Care Unit - 5 Beds	NA	Reception: 2 staff Office and Storage 2 staff	1	3.0	Reception	25	18	Radiant Panels	TRV Remote Head Adj.	Yes	Comfort Cooled Fresh Air	Central Supply Air	3	0	Positive	G4	43	Not Applicable	0	300	Not Applicable	None	A	80	Switch	Desk 0.75 to 0.85m	See Guidance Notes	Not Applicable			
			Cellular / Ward Offices	1	12.0	Cellular / Ward Offices	25	18	Radiant Panels	TRV Remote Head Adj.	Yes	Comfort Cooled Fresh Air	Central Supply and Extract	4	3	Positive	G4	43	Not Applicable	0	300	Not Applicable	None	A	80	Switch	Desk 0.75 to 0.85m	See Guidance Notes	Not Applicable			
			Waiting Area	1	12.0	Waiting Room	28	18	Radiant Panels	TRV Remote Head Adj.	Yes	Comfort Cooled Fresh Air	Central Supply and Extract	5	5	Balanced	G4	43	Not Applicable	0	300	Not Applicable	None	A	80	Switch	Floor 0m	See Guidance Notes	Not Applicable			
			Waiting Play Area	1	20.0	Waiting Room	28	18	Radiant Panels	TRV Remote Head Adj.	Yes	Comfort Cooled Fresh Air	Central Supply and Extract	5	5	Balanced	G4	43	Not Applicable	0	300	Not Applicable	None	A	80	Switch	Floor 0m	See Guidance Notes	Not Applicable			
			WC - Wheelchair accessible	1	4.5	Toilet	28	18	Adjacent Space Transfer Air	None	No	None	Central Dirty Extract	0	10	Negative	None	43	41	0	200	Not Applicable	None	A	80	Presence detection	Floor 0m	See Guidance Notes	Not Applicable			
			Touchdown Base	1	2.0	Cellular / Ward Offices	25	18	Radiant Panels	TRV Remote Head Adj.	Yes	Comfort Cooled Fresh Air	Central Supply and Extract	4	3	Positive	G4	43	Not Applicable	0	300	Not Applicable	None	A	80	Switch	Desk 0.75 to 0.85m	See Guidance Notes	Not Applicable			
			Multi Bed Room: day care, 3 beds WC - Wheelchair accessible	1	40.5	Multi-bed Wards	25	18	Radiant Panels	TRV Remote Head Adj.	Yes	Comfort Cooled Fresh Air	Central Supply Air	4	0	Positive	G4	43	41	0	100	5	300	A	80	Switch / Dimmer	Bed / Trolley 1.45m	See Guidance Notes	1			
			Single Bedroom	1	4.5	Toilet	28	18	Adjacent Space Transfer Air	None	No	None	Central Dirty Extract	0	10	Negative	None	43	41	0	200	Not Applicable	None	A	80	Presence detection	Floor 0m	See Guidance Notes	Not Applicable			
			En Suite WC / WHB	2	17.0	Bedroom	25	20	Radiant Panels	TRV Remote Head Adj.	Yes	Comfort Cooled Fresh Air	Central Supply Air	4	0	Positive	G4	43	41	0	100	5	300	A	80	Switch / Dimmer	Bed / Trolley 1.45m	See Guidance Notes	1			
			Patient Treatment Lounge	2	4.5	Toilet	28	18	Adjacent Space Transfer Air	None	No	None	Central Dirty Extract	0	10	Negative	None	43	41	0	200	Not Applicable	None	A	80	Presence detection	Floor 0m	See Guidance Notes	Not Applicable			
			Consult/Examination Treatment Room	1	32.4	Common room/staff room/lounge	28	18	Radiant Panels	TRV Remote Head Adj.	Yes	Comfort Cooled Fresh Air	Central Supply and Extract	6	8	Negative	G4	43	41	0	300	Not Applicable	None	A	80	Switch	Floor 0m	See Guidance Notes	Not Applicable			
			Parking Bay: 1 patient trolley/whch	1	15.5	Consulting Room	28	18	Radiant Panels	TRV Remote Head Adj.	Yes	Comfort Cooled Fresh Air	Central Supply and Extract	3	3	Balanced	G4	43	41	0	300	Not Applicable	1000	A	80	Switch	Bed / Trolley 1.45m	See Guidance Notes	1			
			Interview, Counseling & Quiet Room	1	16.0	Treatment Room	28	18	Radiant Panels	TRV Remote Head Adj.	Yes	Comfort Cooled Fresh Air	Central Supply Air	10	0	Positive	F7	43	41	0	500	Not Applicable	1000	A	90	Switch	Bed / Trolley 1.45m	See Guidance Notes	1			
			WC - Staff	1	9.0	Circulation Equipment Storage Bays	28	16	Adjacent Space Transfer Air	None	No	None	Central General Extract	0	3	Negative	None	43	Not Applicable	0	200	Not Applicable	None	A	80	Presence detection	Floor 0m	See Guidance Notes	Not Applicable			
			Pantry	1	3.0	Meeting Room	25	18	Radiant Panels	TRV Remote Head Adj.	Yes	Ceiling Cassette - Chilled Water	Central Supply and Extract	4	4	Balanced	G4	43	Not Applicable	0	300	Not Applicable	None	A	80	Switch	Desk 0.75 to 0.85m	See Guidance Notes	Not Applicable			
			Ward Management Office	1	8.0	Toilet	28	18	Adjacent Space Transfer Air	None	No	None	Central Dirty Extract	0	10	Negative	None	43	41	0	200	Not Applicable	None	A	80	Presence detection	Floor 0m	See Guidance Notes	Not Applicable			
			Resuscitation Trolley Bay	1	9.0	Pantry	28	18	Radiant Panels	TRV Remote Head Adj.	Yes	Comfort Cooled Fresh Air	Central Supply and Extract	6	8	Negative	G4	43	41	0	300	Not Applicable	None	A	80	Switch	Floor 0m	See Guidance Notes	Not Applicable			
			Clean Utility	1	1.0	Cellular / Ward Offices	25	18	Radiant Panels	TRV Remote Head Adj.	Yes	Comfort Cooled Fresh Air	Central Supply and Extract	4	3	Positive	G4	43	Not Applicable	0	300	Not Applicable	None	A	80	Switch	Desk 0.75 to 0.85m	See Guidance Notes	Not Applicable			
			Dirty Utility	1	12.0	Resus Trolley bay	25	18	Radiant Panels	TRV Remote Head Adj.	Yes	Comfort Cooled Fresh Air	Central Supply Air	0	0	Balanced	None	43	Not Applicable	0	500	Not Applicable	None	A	90	Switch	Bed / Trolley 1.45m	See Guidance Notes	Not Applicable			
			Store - General	1	8.0	Clean Utility	28	18	Radiant Panels	TRV Remote Head Adj.	Yes	Comfort Cooled Fresh Air	Central Supply Air	6	0	Positive	G4	43	41	0	150	Not Applicable	None	A	80	Presence detection	General working plane 1m	See Guidance Notes	Not Applicable			
			Disposal Hold	1	1.5	Dirty Utility	28	18	Adjacent Space Transfer Air	None	No	None	Central Dirty Extract	0	6	Negative	None	43	60	0	200	Not Applicable	None	A	80	Presence detection	Floor 0m	See Guidance Notes	Not Applicable			
			Physical Measurement	1	10.0	Storage Area Equipment	28	16	Radiant Panels	TRV Remote Head Adj.	No	None	Central General Extract	0	3	Negative	None	43	Not Applicable	0	200	Not Applicable	None	A	80	Presence detection	Floor 0m	See Guidance Notes	Not Applicable			
						Linen Bay	1	1.5	Adjacent Space Transfer Air	None	No	None	Central Supply and Extract	0	3	Negative	None	43	Not Applicable	0	100	Not Applicable	None	A	80	Presence detection	Floor 0m	See Guidance Notes	Not Applicable			
						Disposal Hold	1	10.0	Adjacent Space Transfer Air	None	No	None	Central Dirty Extract	0	10	Negative	None	43	Not Applicable	0	100	Not Applicable	None	A	90	Switch	Bed / Trolley 1.45m	See Guidance Notes	Not Applicable			
						Consulting Room	1	3.5	Radiant Panels	TRV Remote Head Adj.	Yes	Comfort Cooled Fresh Air	Central Supply and Extract	3	3	Balanced	G4	43	41	0	300	Not Applicable	1000	A	80	Switch	Bed / Trolley 1.45m	See Guidance Notes	1			
			D10	Ambulatory Care Shared Support	NA	Staff Room	1	48.0	Common room/staff room/lounge	28	18	Radiant Panels	TRV Remote Head Adj.	Yes	Comfort Cooled Fresh Air	Central Supply and Extract	6	8	Negative	G4	43	41	0	300	Not Applicable	None	A	80	Switch	Floor 0m	See Guidance Notes	Not Applicable
						Reception Desk/Staff Base	1	3.0	Reception	28	18	Radiant Panels	TRV Remote Head Adj.	Yes	Comfort Cooled Fresh Air	Central Supply Air	3	0	Positive	G4	43	Not Applicable	0	300	Not Applicable	None	A	80	Switch	Desk 0.75 to 0.85m	See Guidance Notes	Not Applicable
						Dining / Play Room	1	15.0	Eating/Drinking	28	18	Radiant Panels	TRV Remote Head Adj.	Yes	Comfort Cooled Fresh Air	Central Supply and Extract	4	4	Balanced	G4	43	41	0	200	Not Applicable	None	A	80	Switch	Floor 0m	See Guidance Notes	Not Applicable
						Single Bedroom	4	17.0	Bedroom	25	20	Radiant Panels	TRV Remote Head Adj.	Yes	Comfort Cooled Fresh Air	Central Supply Air	4	0	Positive	G4	43	41	0	100	5	300	A	80	Switch / Dimmer	Bed / Trolley 1.45m	See Guidance Notes	1
						En-suite Shower / WC / WHB	4	4.5	Bathroom	28	18	Adjacent Space Transfer Air	None	No	None	Central Dirty Extract	0	10	Negative	None	43	41	0	200	200	None	A	80	Presence detection	Floor 0m	See Guidance Notes	Not Applicable
						4 Bed Room	2	63.0	Multi-bed Wards	25	18	Radiant Panels	TRV Remote Head Adj.	Yes	Comfort Cooled Fresh Air	Central Supply Air	4	0	Positive	G4	43	41	0	100	5	300	A	80	Switch / Dimmer	Bed / Trolley 1.45m	See Guidance Notes	1
						En-suite Shower / WC / WHB	2	6.0	Bathroom	28	18	Adjacent Space Transfer Air	None	No	None	Central Dirty Extract	0	10	Negative	None	43	41	0	200	200	None	A	80	Presence detection	Floor 0m	See Guidance Notes	Not Applicable
						Single Bedroom En-suite wheelchair-accessible WC, Shower & wash Bath / WC / Washing Treatment Room	2	17.0	Bedroom	25	20	Radiant Panels	TRV Remote Head Adj.	Yes	Comfort Cooled Fresh Air	Central Supply Air	4	0	Positive	G4	43	41	0	100	5	300	A	80	Switch / Dimmer	Bed / Trolley 1.45m	See Guidance Notes	1
						Ward Management Office	1	9.0	Cellular / Ward Offices	25	18	Radiant Panels	TRV Remote Head Adj.	Yes	Comfort Cooled Fresh Air	Central Supply and Extract	4	3	Positive	G4	43	Not Applicable	0	300	Not Applicable	None	A	80	Switch	Desk 0.75 to 0.85m	See Guidance Notes	Not Applicable
						Touchdown Base	1	2.0	Cellular / Ward Offices	25	18	Radiant Panels	TRV Remote Head Adj.	Yes	Comfort Cooled Fresh Air	Central Supply and Extract	4	3	Positive	G4	43	Not Applicable	0	300	Not Applicable	None	A	80	Switch	Desk 0.75 to 0.85m	See Guidance Notes	Not Applicable
Staff WC	1	3.0				Toilet	28	18	Adjacent Space Transfer Air	None	No	None	Central Dirty Extract	0	10	Negative	None	43	41	0	200	Not Applicable	None	A	80	Presence detection	Floor 0m	See Guidance Notes	Not Applicable			
WC - Visitors	1	3.0				Toilet	28	18	Adjacent Space Transfer Air	None	No	None	Central Dirty Extract	0	10	Negative	None	43	41	0	200	Not Applicable	None	A	80	Presence detection	Floor 0m	See Guidance Notes	Not Applicable			
Clean Utility	1	12.0				Clean Utility	28	18	Radiant Panels	TRV Remote Head Adj.	Yes	Comfort Cooled Fresh Air	Central Supply Air	6	0	Positive	G4	43	41	0	150	Not Applicable	None	A	80	Presence detection	General working plane 1m	See Guidance Notes	Not Applicable			
Dirty Utility	1	14.0				Dirty utility	28	18	Adjacent Space Transfer Air	None	No	None	Central Dirty Extract	0	6	Negative	None	43	60	0	200	Not Applicable	None	A	80	Presence detection	Floor 0m	See Guidance Notes	Not Applicable			
Pantry	1	8.0				Pantry	28	18	Radiant Panels	TRV Remote Head Adj.	Yes	Comfort Cooled Fresh Air	Central Supply and Extract	6	8	Negative	G4	43	41	0	300	Not Applicable	None	A	80	Switch	Floor 0m	See Guidance Notes	Not Applicable			
Resus Trolley Bay	1	1.0				Resus Trolley bay	25	18	Radiant Panels	TRV Remote Head Adj.	Yes	Comfort Cooled Fresh Air	Central Supply Air	0	0	Balanced	None	43	Not Applicable	0	500	Not Applicable	None	A	90	Switch	Bed / Trolley 1.45m	See Guidance Notes	Not Applicable			
Linen Bay	1	1.5				Linen Bay	28	16	Adjacent Space Transfer Air	None	No	None	Central Supply and Extract	0	3	Negative	None	43	Not Applicable	0	100	Not Applicable	None	A	80	Presence detection	Floor 0m	See Guidance Notes	Not Applicable			
Store - General	1	10.0				Storage Area Equipment	28	16	Radiant Panels	TRV Remote Head Adj.	No	None	Central General Extract	0	3	Negative	None	43	Not Applicable	0	200	Not Applicable	None	A	80	Presence detection	Floor 0m	See Guidance Notes	Not Applicable			
Store - Equipment	1	10.0				Storage Area Equipment	28	16	Radiant Panels	TRV Remote Head Adj.	No	None	Central General Extract	0	3	Negative	None	43	Not Applicable	0	200	Not Applicable	None	A	80	Presence detection	Floor 0m	See Guidance Notes	Not Applicable			
DSR	1	7.0				DSR	28	18	Adjacent Space Transfer Air	None	No	None	Central Dirty Extract	0	10	Negative	None	43	Not Applicable	0	100	Not Applicable	None	A	90	Switch	Bed / Trolley 1.45m	See Guidance Notes	Not Applicable			

- Notes
- a) Linen Bay recess to be treated as part of room.
 - b) Mobile Equipment Bay Recess to be treated as part of room
 - c) Resus Trolley Area Recess to be treated as part of room
 - d) Consult Exam Room - note 10ac/hr not allowed for unless room title listed as Treatment Room.
 - e) Reception & Waiting Combined
 - f) Internal Temperatures should not exceed 28 deg C (db) for more than 50hrs per year
 - g) Offices assumed to have operable windows without 100mm restrictors for natural ventilation .
 - h) Staff Rest assumed to have operable windows without 100mm restrictors for natural ventilation and occupancy factor of 0.8.

Dept Code	Dept Name	Department Sub Group	Room Name	Qty	Area (m2)	Room Function	Temperature		Heating		Cooling Present	Cooling Type	Ventilation				Safety temperatures		Safety Notes	Lighting					Notes	Medical Location Group			
							Design Maximum deg C	Design Minimum deg C	Type	Control			Type	Supply ac/hr	Extract ac/hr	Relative Pressure	Min Filtration	Surface deg C		Water deg C	Normal lux	Night lux	Local lux	Standby Grade			Colour Rendering	Control	Plane
E1	Pod	RHSC OPD Entrance	RHSC OPD Reception	1	10.0	Reception	28	18	Radiant Panels	TRV Remote Head Adj.	Yes	Comfort Cooled Fresh Air	Central Supply Air	3	0	Positive	G4	43	Not Applicable	0	300	Not Applicable	None	A	80	Switch	Desk 0.75 to 0.85m	See Guidance Notes	Not Applicable
			RHSC OPD Main Waiting	1	15.0	Waiting Room	28	18	Radiant Panels	TRV Remote Head Adj.	Yes	Comfort Cooled Fresh Air	Central Supply and Extract	5	5	Balanced	G4	43	Not Applicable	0	300	Not Applicable	None	A	80	Switch	Floor 0m	See Guidance Notes	Not Applicable
		RHSC Consulting Suite A	RHSC OPD Suite A Sub Waiting	1	54.0	Waiting Room	28	18	Radiant Panels	TRV Remote Head Adj.	Yes	Comfort Cooled Fresh Air	Central Supply and Extract	5	5	Balanced	G4	43	Not Applicable	0	300	Not Applicable	None	A	80	Switch	Floor 0m	See Guidance Notes	Not Applicable
			Multi-Functional Activity Zone	1	297.0	Patient Accommodation Day	25	18	Radiant Panels	TRV Remote Head Adj.	Yes	Comfort Cooled Fresh Air	Central Supply Air	4	0	Positive	G4	43	41	0	100	Not Applicable	None	A	80	Switch	Bed / Trolley 1.45m	See Guidance Notes	1
		Support Facilities	WC Fully Accessible changing room	4	4.5	Toilet	28	18	Adjacent Space Transfer Air	None	No	None	Central Dirty Extract	0	10	Negative	None	43	41	0	200	Not Applicable	None	A	80	Presence detection	Floor 0m	See Guidance Notes	Not Applicable
			Wheelchair Accessible	1	3.0	Toilet	28	18	Adjacent Space Transfer Air	None	No	None	Central Dirty Extract	0	10	Negative	None	43	41	0	200	Not Applicable	None	A	80	Presence detection	Floor 0m	See Guidance Notes	Not Applicable
			WC - Ambulant	1	7.0	Toilet	28	18	Adjacent Space Transfer Air	None	No	None	Central Dirty Extract	0	10	Negative	None	43	41	0	200	Not Applicable	None	A	80	Presence detection	Floor 0m	See Guidance Notes	Not Applicable
			DSR	1	7.0	DSR	28	18	Adjacent Space Transfer Air	None	No	None	Central Dirty Extract	0	10	Negative	None	43	Not Applicable	0	100	Not Applicable	None	A	90	Switch	Bed / Trolley 1.45m	See Guidance Notes	Not Applicable

- Notes
- a) Linen Bay recess to be treated as part of room.
 - b) Mobile Equipment Bay Recess to be treated as part of room
 - c) Resusc Trolley Area Recess to be treated as part of room
 - d) Consult Exam Room - note 10ac/hr not allowed for unless room title listed as Treatment Room.
 - e) Reception & Waiting Combined
 - f) Internal Temperatures should not exceed 28 deg C (db) for more than 50hrs per year
 - g) Offices assumed to have openable windows without 100mm restrictors for natural ventilation .
 - h) Staff Rest assumed to have openable windows without 100mm restrictors for natural ventilation and occupancy factor of 0.6.

Dept Code	Dept Name	Department Sub Group	Room Name	Qty	Area (m2)	Room Function	Temperature		Heating		Cooling Present	Cooling Type		Ventilation				Safety temperatures		Safety Notes	Lighting					Notes	Medical Location Group							
							Design Maximum deg C	Design Minimum deg C	Type	Control		Type	Supply ac/hr	Extract ac/hr	Relative Pressure	Min Filtration	Surface deg C	Water deg C	Normal lux		Night lux	Local lux	Standby	Colour Rendering	Control			Plane						
F1	CAMHS - 12 Beds	ENTRANCE	Reception	1	6.0	Reception	28	18	Radiant Panels	TRV Remote Head Adj.	Yes	Comfort Cooled Fresh Air	Central Supply Air	3	0	Positive	G4	43	Not Applicable	0	300	Not Applicable	None	A	80	Switch	Desk 0.75 to 0.85m	See Guidance Notes	Not Applicable					
			Waiting Area	1	18.0	Waiting Room	28	18	Radiant Panels	TRV Remote Head Adj.	Yes	Comfort Cooled Fresh Air	Central Supply and Extract	5	5	Balanced	G4	43	Not Applicable	0	300	Not Applicable	None	A	80	Switch	Floor 0m	See Guidance Notes	Not Applicable					
		DAY PROGRAMME (Forteviot)	Group Room	1	24.0	Meeting Room	25	18	Radiant Panels	TRV Remote Head Adj.	Yes	Comfort Cooled Fresh Air	Central Supply and Extract	4	4	Balanced	G4	43	Not Applicable	0	300	Not Applicable	None	A	80	Switch	Desk 0.75 to 0.85m	See Guidance Notes	Not Applicable					
			Control / Viewing	1	10.0	Diagnostic room	25	18	Warm Air - Reheat Battery	BMS Adjustable Sensor	Yes	Comfort Cooled Fresh Air	Central Supply and Extract	8	8	Balanced	F7	43	41	0	300	Not Applicable	1000	A	80	Switch / Dimmer	General working plane 1m	See Guidance Notes	1					
			Time Out Room	1	6.0	Common room/staff room/lounge	28	18	Radiant Panels	TRV Remote Head Adj.	Yes	Comfort Cooled Fresh Air	Central Supply and Extract	6	8	Negative	G4	43	41	0	300	Not Applicable	None	A	80	Switch	Floor 0m	See Guidance Notes	Not Applicable					
			Play Room	1	24.0	Common room/staff room/lounge	28	18	Radiant Panels	TRV Remote Head Adj.	Yes	Comfort Cooled Fresh Air	Central Supply and Extract	6	8	Negative	G4	43	41	0	300	Not Applicable	None	A	80	Switch	Floor 0m	See Guidance Notes	Not Applicable					
			Multidisciplinary Office	1	28.7	Multi Disciplinary Work Areas	25	18	Radiant Panels	TRV Remote Head Adj.	Yes	Comfort Cooled Fresh Air	Central Supply and Extract	6	4	Positive	G4	43	Not Applicable	0	300	Not Applicable	1000	A	80	Switch	Desk 0.75 to 0.85m	See Guidance Notes	Not Applicable					
		DAY PROGRAMME (EPSS)	Sitting Room	1	15.0	Common room/staff room/lounge	28	18	Radiant Panels	TRV Remote Head Adj.	Yes	Comfort Cooled Fresh Air	Central Supply and Extract	6	8	Negative	G4	43	41	0	300	Not Applicable	None	A	80	Switch	Floor 0m	See Guidance Notes	Not Applicable					
			Multidisciplinary Office	1	24.6	Cellular / Ward Offices	25	18	Radiant Panels	TRV Remote Head Adj.	Yes	Comfort Cooled Fresh Air	Central Supply and Extract	4	3	Positive	G4	43	Not Applicable	0	300	Not Applicable	None	A	80	Switch	Desk 0.75 to 0.85m	See Guidance Notes	Not Applicable					
		DAY PROGRAMME (Tipperinn)	Group Room	1	24.0	Cellular / Ward Offices	25	18	Radiant Panels	TRV Remote Head Adj.	Yes	Comfort Cooled Fresh Air	Central Supply and Extract	4	3	Positive	G4	43	Not Applicable	0	300	Not Applicable	None	A	80	Switch	Desk 0.75 to 0.85m	See Guidance Notes	Not Applicable					
			Sitting Room	1	15.0	Common room/staff room/lounge	28	18	Radiant Panels	TRV Remote Head Adj.	Yes	Comfort Cooled Fresh Air	Central Supply and Extract	6	8	Negative	G4	43	41	0	300	Not Applicable	None	A	80	Switch	Floor 0m	See Guidance Notes	Not Applicable					
		F1	CAMHS - 12 Beds	IN-PATIENTS	Multidisciplinary Office	1	28.7	Multi Disciplinary Work Areas	25	18	Radiant Panels	TRV Remote Head Adj.	Yes	Comfort Cooled Fresh Air	Central Supply and Extract	6	4	Positive	G4	43	Not Applicable	0	300	Not Applicable	1000	A	80	Switch	Desk 0.75 to 0.85m	See Guidance Notes	Not Applicable			
					Single Bed Room	10	10.0	Bedroom	25	20	Radiant Panels	TRV Remote Head Adj.	Yes	Comfort Cooled Fresh Air	Central Supply Air	4	0	Positive	G4	43	41	0	100	5	300	A	80	Switch / Dimmer	Bed / Trolley 1.45m	See Guidance Notes	1			
					Single Bed Room (large)	2	11.5	Bedroom	25	20	Radiant Panels	TRV Remote Head Adj.	Yes	Comfort Cooled Fresh Air	Central Supply Air	4	0	Positive	G4	43	41	0	100	5	300	A	80	Switch / Dimmer	Bed / Trolley 1.45m	See Guidance Notes	1			
					En-suite wheelchair-accessible WC, Shower & wash	12	4.5	Bathroom	28	18	Adjacent Space Transfer Air	None	No	None	Central Dirty Extract	0	10	Negative	None	43	41	0	200	200	None	A	80	Presence detection	Floor 0m	See Guidance Notes	Not Applicable			
					Clinical Base - Open Plan Area	1	10.0	Multi-bed Wards	25	18	Radiant Panels	TRV Remote Head Adj.	Yes	Comfort Cooled Fresh Air	Central Supply Air	4	0	Positive	G4	43	41	0	100	5	300	A	80	Switch / Dimmer	Bed / Trolley 1.45m	See Guidance Notes	1			
					TV / Living Room - Open Plan Area	1	24.0	Common room/staff room/lounge	28	18	Radiant Panels	TRV Remote Head Adj.	Yes	Comfort Cooled Fresh Air	Central Supply and Extract	6	8	Negative	G4	43	41	0	300	Not Applicable	None	A	80	Switch	Floor 0m	See Guidance Notes	Not Applicable			
					Open Space	1	43.0	Waiting Room	28	18	Radiant Panels	TRV Remote Head Adj.	Yes	Comfort Cooled Fresh Air	Central Supply and Extract	5	5	Balanced	G4	43	Not Applicable	0	300	Not Applicable	None	A	80	Switch	Floor 0m	See Guidance Notes	Not Applicable			
					Pantry	1	8.0	Pantry	28	18	Radiant Panels	TRV Remote Head Adj.	Yes	Comfort Cooled Fresh Air	Central Supply and Extract	6	8	Negative	G4	43	41	0	300	Not Applicable	None	A	80	Switch	Floor 0m	See Guidance Notes	Not Applicable			
					Quiet Room	1	12.0	Cellular / Ward Offices	25	18	Radiant Panels	TRV Remote Head Adj.	Yes	Comfort Cooled Fresh Air	Central Supply and Extract	4	3	Positive	G4	43	Not Applicable	0	300	Not Applicable	None	A	80	Switch	Desk 0.75 to 0.85m	See Guidance Notes	Not Applicable			
					WC - Staff	2	3.0	Toilet	28	18	Adjacent Space Transfer Air	None	No	None	Central Dirty Extract	0	10	Negative	None	43	41	0	200	Not Applicable	None	A	80	Presence detection	Floor 0m	See Guidance Notes	Not Applicable			
					Therapy Room	1	15.0	Consulting Room	28	18	Radiant Panels	TRV Remote Head Adj.	Yes	Comfort Cooled Fresh Air	Central Supply and Extract	3	3	Balanced	G4	43	41	0	300	Not Applicable	1000	A	80	Switch	Bed / Trolley 1.45m	See Guidance Notes	1			
					Group Room	1	24.0	Meeting Room	25	18	Radiant Panels	TRV Remote Head Adj.	Yes	Ceiling Cassette - Chilled Water	Central Supply and Extract	4	4	Balanced	G4	43	Not Applicable	0	300	Not Applicable	None	A	80	Switch	Desk 0.75 to 0.85m	See Guidance Notes	Not Applicable			
					Laundry Room	1	6.0	Laundry	28	18	Adjacent Space Transfer Air	None	No	None	Central Supply and Extract	6	10	Negative	G4	43	60	0	300	Not Applicable	None	A	80	Switch	Floor 0m	See Guidance Notes	Not Applicable			
					Drug Room	1	6.0	Clean Utility	28	18	Radiant Panels	TRV Remote Head Adj.	Yes	Comfort Cooled Fresh Air	Central Supply Air	6	0	Positive	G4	43	41	0	150	Not Applicable	None	A	80	Presence detection	General working plane 1m	See Guidance Notes	Not Applicable			
					Dirty Utility	1	6.0	Dirty utility	28	18	Adjacent Space Transfer Air	None	No	None	Central Dirty Extract	0	6	Negative	None	43	60	0	200	Not Applicable	None	A	80	Presence detection	Floor 0m	See Guidance Notes	Not Applicable			
					Disposal Hold	1	10.0	Disposal Hold	28	18	Adjacent Space Transfer Air	None	No	None	Central Dirty Extract	0	10	Negative	None	43	Not Applicable	0	100	Not Applicable	None	A	80	Switch	Bed / Trolley 1.45m	See Guidance Notes	Not Applicable			
					Linen Bay	1	1.5	Linen Bay	28	18	Adjacent Space Transfer Air	None	No	None	Central Supply and Extract	0	3	Negative	None	43	Not Applicable	0	100	Not Applicable	None	A	80	Presence detection	Floor 0m	See Guidance Notes	Not Applicable			
					Treatment Room	1	16.0	Treatment Room	28	18	Radiant Panels	TRV Remote Head Adj.	Yes	Comfort Cooled Fresh Air	Central Supply Air	10	0	Positive	F7	43	41	0	500	Not Applicable	1000	A	90	Switch	Bed / Trolley 1.45m	See Guidance Notes	1			
					Multidisciplinary Office - Inpatients	1	28.7	Multi Disciplinary Work Areas	25	18	Radiant Panels	TRV Remote Head Adj.	Yes	Comfort Cooled Fresh Air	Central Supply and Extract	6	4	Positive	G4	43	Not Applicable	0	300	Not Applicable	1000	A	80	Switch	Desk 0.75 to 0.85m	See Guidance Notes	Not Applicable			
					Multidisciplinary Office - ITS	1	24.6	Multi Disciplinary Work Areas	25	18	Radiant Panels	TRV Remote Head Adj.	Yes	Comfort Cooled Fresh Air	Central Supply and Extract	6	4	Positive	G4	43	Not Applicable	0	300	Not Applicable	1000	A	80	Switch	Desk 0.75 to 0.85m	See Guidance Notes	Not Applicable			
					F1	CAMHS - 12 Beds	SHARED FACILITIES	Resuscitation Trolley Bay	1	1.0	Resus Trolley bay	25	18	Radiant Panels	TRV Remote Head Adj.	Yes	Comfort Cooled Fresh Air	Central Supply Air	0	0	Balanced	None	43	Not Applicable	0	500	Not Applicable	None	A	90	Switch	Bed / Trolley 1.45m	See Guidance Notes	Not Applicable
								Consultant Psychiatrist / Psychologist Office	1	20.5	Cellular / Ward Offices	25	18	Radiant Panels	TRV Remote Head Adj.	Yes	Comfort Cooled Fresh Air	Central Supply and Extract	4	3	Positive	G4	43	Not Applicable	0	300	Not Applicable	None	A	80	Switch	Desk 0.75 to 0.85m	See Guidance Notes	Not Applicable
								Secretary/Filing Office	1	18.0	Cellular / Ward Offices	25	18	Radiant Panels	TRV Remote Head Adj.	Yes	Comfort Cooled Fresh Air	Central Supply and Extract	4	3	Positive	G4	43	Not Applicable	0	300	Not Applicable	None	A	80	Switch	Desk 0.75 to 0.85m	See Guidance Notes	Not Applicable
								Storage (testing)	1	6.0	Storage Area Equipment	28	18	Radiant Panels	TRV Remote Head Adj.	No	None	Central General Extract	0	3	Negative	None	43	Not Applicable	0	200	Not Applicable	None	A	80	Presence detection	Floor 0m	See Guidance Notes	Not Applicable
								Storage / Photocopy	1	10.0	Storage Area Equipment	28	18	Radiant Panels	TRV Remote Head Adj.	No	None	Central General Extract	0	3	Negative	None	43	Not Applicable	0	200	Not Applicable	None	A	80	Presence detection	Floor 0m	See Guidance Notes	Not Applicable
								Physical Measurement	1	3.5	Consulting Room	28	18	Radiant Panels	TRV Remote Head Adj.	Yes	Comfort Cooled Fresh Air	Central Supply and Extract	3	3	Balanced	G4	43	41	0	300	Not Applicable	1000	A	80	Switch	Bed / Trolley 1.45m	See Guidance Notes	1
								Large Family Interview Room	1	14.0	Meeting Room	25	18	Radiant Panels	TRV Remote Head Adj.	Yes	Ceiling Cassette - Chilled Water	Central Supply and Extract	4	4	Balanced	G4	43	Not Applicable	0	300	Not Applicable	None	A	80	Switch	Desk 0.75 to 0.85m	See Guidance Notes	Not Applicable
								Family Interview Room	1	12.0	Meeting Room	25	18	Radiant Panels	TRV Remote Head Adj.	Yes	Ceiling Cassette - Chilled Water	Central Supply and Extract	4	4	Balanced	G4	43	Not Applicable	0	300	Not Applicable	None	A	80	Switch	Desk 0.75 to 0.85m	See Guidance Notes	Not Applicable
								Interview Room	4	9.0	Meeting Room	25	18	Radiant Panels	TRV Remote Head Adj.	Yes	Ceiling Cassette - Chilled Water	Central Supply and Extract	4	4	Balanced	G4	43	Not Applicable	0	300	Not Applicable	None	A	80	Switch	Desk 0.75 to 0.85m	See Guidance Notes	Not Applicable
								WC - Wheelchair accessible	3	4.5	Toilet	28	18	Adjacent Space Transfer Air	None	No	None	Central Dirty Extract	0	10	Negative	None	43	41	0	200	Not Applicable	None	A	80	Presence detection	Floor 0m	See Guidance Notes	Not Applicable
								Shower / WC / WHB assisted	1	6.0	Bathroom	28	18	Adjacent Space Transfer Air	None	No	None	Central Dirty Extract	0	10	Negative	None	43	41	0	200	200	None	A	80	Presence detection	Floor 0m	See Guidance Notes	Not Applicable
								Dining Room (Inpatients & Day Prog)	1	62.0	Eating/Drinking	28	18	Radiant Panels	TRV Remote Head Adj.	Yes	Comfort Cooled Fresh Air	Central Supply and Extract	4	4	Balanced	G4	43	41	0	200	Not Applicable	None	A	80	Switch	Floor 0m	See Guidance Notes	Not Applicable
								Pantry	1	8.0	Pantry	28	18	Radiant Panels	TRV Remote Head Adj.	Yes	Comfort Cooled Fresh Air	Central Supply and Extract	6	8	Negative	G4	43	41	0	300	Not Applicable	None	A	80	Switch	Floor 0m	See Guidance Notes	Not Applicable
								Therapeutic Kitchen	1	22.0	Ward Kitchen	28	18	Adjacent Space Transfer Air	None	No	None	Ceiling Cassette - Chilled Water	0	6	Negative	G4	Not Applicable	60	0	300	Not Applicable	None	A	80	Switch	General working plane 1m	See Guidance Notes	Not Applicable
								Large Group Room	1	30.0	Meeting Room	25	18	Radiant Panels	TRV Remote Head Adj.	Yes	Ceiling Cassette - Chilled Water	Central Supply and Extract	4	4	Balanced	G4	43	Not Applicable	0	300	Not Applicable	None	A	80	Switch	Desk 0.75 to 0.85m	See Guidance Notes	Not Applicable
								Therapy / Play Therapy Room	1	15.0	Common room/staff room/lounge	28	18	Radiant Panels	TRV Remote Head Adj.	Yes	Comfort Cooled Fresh Air	Central Supply and Extract	6	8	Negative	G4	43	41	0	300	Not Applicable	None	A	80	Switch	Floor 0m	See Guidance Notes	Not Applicable
								Art Room	1	24.0	Classroom	25	18	Radiant Panels	TRV Remote Head Adj.	Yes	Ceiling Cassette - Chilled Water	Central Supply and Extract	4	4	Balanced	G4	43	Not Applicable	0	300	Not Applicable	None	A	80	Switch	Desk 0.75 to 0.85m	See Guidance Notes	Not Applicable
								Recreation Room	1	45.0	Physiotherapy Studio	28	18	Radiant Panels	TRV Remote Head Adj.	Yes	Comfort Cooled Fresh Air	Central Supply and Extract	5	6	Negative	G4	43	41	0	300	Not Applicable	None	A	80	Switch / Dimmer	Floor 0m	See Guidance Notes	1
								DSR	1	7.0	DSR	28	18	Adjacent Space Transfer																				

Dept Code	Dept Name	Department Sub Group	Room Name	Qty	Area (m2)	Room Function	Temperature		Heating		Cooling Present	Cooling Type	Ventilation				Safety temperatures		Safety Notes	Lighting					Notes	Medical Location Group			
							Design Maximum deg C	Design Minimum deg C	Type	Control			Type	Supply ac/hr	Extract ac/hr	Relative Pressure	Min Filtration	Surface deg C		Water deg C	Normal lux	Night lux	Local lux	Standby Grade			Colour Rendering	Control	Plane
G2	Equipment Library	NA	Dirty Equipment	1	10.0	Storage Area Equipment	28	16	Radiant Panels	TRV Remote Head Adj.	No	None	Central General Extract	0	3	Negative	None	43	Not Applicable	0	200	Not Applicable	None	A	80	Presence detection	Floor 0m	See Guidance Notes	Not Applicable
			Clean Equipment	1	50.0	Storage Area Equipment	28	16	Radiant Panels	TRV Remote Head Adj.	No	None	Central General Extract	0	3	Negative	None	43	Not Applicable	0	200	Not Applicable	None	A	80	Presence detection	Floor 0m	See Guidance Notes	Not Applicable
			Disposal Hold	1	10.0	Disposal Hold	28	18	Adjacent Space Transfer Air	None	No	None	Central Dirty Extract	0	10	Negative	None	43	Not Applicable	0	100	Not Applicable	None	A	90	Switch	Bed / Trolley 1.45m	See Guidance Notes	Not Applicable
			DSR	1	7.0	DSR	28	18	Adjacent Space Transfer Air	None	No	None	Central Dirty Extract	0	10	Negative	None	43	Not Applicable	0	100	Not Applicable	None	A	90	Switch	Bed / Trolley 1.45m	See Guidance Notes	Not Applicable
G3	On-Call Suite	NA	On-Call Bedroom	3	10.0	Bedroom	25	20	Radiant Panels	TRV Remote Head Adj.	Yes	Comfort Cooled Fresh Air	Central Supply Air	4	0	Positive	G4	43	41	0	100	5	300	A	80	Switch / Dimmer	Bed / Trolley 1.45m	See Guidance Notes	1
			DSR	1	7.0	DSR	28	18	Adjacent Space Transfer Air	None	No	None	Central Dirty Extract	0	10	Negative	None	43	Not Applicable	0	100	Not Applicable	None	A	90	Switch	Bed / Trolley 1.45m	See Guidance Notes	Not Applicable
			Mini Kitchen	1	3.6	Eating/Drinking	28	18	Radiant Panels	TRV Remote Head Adj.	Yes	Comfort Cooled Fresh Air	Central Supply and Extract	4	4	Balanced	G4	43	41	0	200	Not Applicable	None	A	80	Switch	Floor 0m	See Guidance Notes	Not Applicable
			En-suite Shower / WC / WHB	3	4.5	Bathroom	28	18	Adjacent Space Transfer Air	None	No	None	Central Dirty Extract	0	10	Negative	None	43	41	0	200	200	None	A	80	Presence detection	Floor 0m	See Guidance Notes	Not Applicable

Notes

- a) Linen Bay recess to be treated as part of room.
- b) Mobile Equipment Bay Recess to be treated as part of room
- c) Resusc Trolley Area Recess to be treated as part of room
- d) Consult Exam Room - note 10ac/hr not allowed for unless room title listed as Treatment Room.
- e) Reception & Waiting Combined
- f) Internal Temperatures should not exceed 28 deg C (db) for more than 50hrs per year
- g) Offices assumed to have openable windows without 100mm restrictors for natural ventilation .
- h) Staff Rest assumed to have openable windows without 100mm restrictors for natural ventilation and occupancy factor of 0.8.

Dept Code	Dept Name	Department Sub Group	Room Name	Qty	Area (m2)	Room Function	Temperature		Heating		Cooling Present	Cooling Type		Ventilation				Safety temperatures		Safety Notes	Lighting					Notes	Medical Location Group					
							Design Maximum deg C	Design Minimum deg C	Type	Control		Type	Type	Supply ac/hr	Extract ac/hr	Relative Pressure	Min Filtration	Surface deg C	Water deg C		Normal lux	Night lux	Local lux	Standby Grade	Colour Rendering			Control	Plane			
H1	Child Life & Health	NA	Seminar / Tutorial Room	2	40.0	Classroom	25	18	Radiant Panels	TRV Remote Head Adj.	Yes	Ceiling Cassette - Chilled Water	Central Supply and Extract	4	4	Balanced	G4	43	Not Applicable	0	300	Not Applicable	None	A	80	Switch	Desk 0.75 to 0.85m	See Guidance Notes	Not Applicable			
			Conference / Meeting Room	1	25.0	Meeting Room	25	18	Radiant Panels	TRV Remote Head Adj.	Yes	Ceiling Cassette - Chilled Water	Central Supply and Extract	4	4	Balanced	G4	43	Not Applicable	0	300	Not Applicable	None	A	80	Switch	Desk 0.75 to 0.85m	See Guidance Notes	Not Applicable			
			Lockers	1	12.0	Changing Facilities	28	18	Radiant Panels	TRV Remote Head Adj.	Yes	Comfort Cooled Fresh Air	Central Supply and Extract	5	4	Positive	G4	43	41	0	100	Not Applicable	None	A	80	Presence detection	Floor 0m	See Guidance Notes	Not Applicable			
			WC - Ambulant	4	3.0	Toilet	28	18	Adjacent Space Transfer Air	None	No	None	Central Dirty Extract	0	10	Negative	None	43	41	0	200	Not Applicable	None	A	80	Presence detection	Floor 0m	See Guidance Notes	Not Applicable			
			WC - Accessible	2	4.5	Toilet	28	18	Adjacent Space Transfer Air	None	No	None	Central Dirty Extract	0	10	Negative	None	43	41	0	200	Not Applicable	None	A	80	Presence detection	Floor 0m	See Guidance Notes	Not Applicable			
			Waiting Area	1	10.0	Waiting Room	28	18	Radiant Panels	TRV Remote Head Adj.	Yes	Comfort Cooled Fresh Air	Central Supply and Extract	5	5	Balanced	G4	43	Not Applicable	0	300	Not Applicable	None	A	80	Switch	Floor 0m	See Guidance Notes	Not Applicable			
			Admin Office	1	20.5	Cellular / Ward Offices	25	18	Radiant Panels	TRV Remote Head Adj.	Yes	Comfort Cooled Fresh Air	Central Supply and Extract	4	3	Positive	G4	43	Not Applicable	0	300	Not Applicable	None	A	80	Switch	Desk 0.75 to 0.85m	See Guidance Notes	Not Applicable			
			Beverage Bay	1	3.0	Tea Making	28	18	Adjacent Space Transfer Air	None	No	None	Central General Extract	0	5	Negative	None	43	41	0	100	Not Applicable	None	A	80	Presence detection	Floor 0m	See Guidance Notes	Not Applicable			
			Head of Department Office	1	16.0	Cellular / Ward Offices	25	18	Radiant Panels	TRV Remote Head Adj.	Yes	Comfort Cooled Fresh Air	Central Supply and Extract	4	3	Positive	G4	43	Not Applicable	0	300	Not Applicable	None	A	80	Switch	Desk 0.75 to 0.85m	See Guidance Notes	Not Applicable			
			Laboratory / Finance Manager's Office	1	11.0	Cellular / Ward Offices	25	18	Radiant Panels	TRV Remote Head Adj.	Yes	Comfort Cooled Fresh Air	Central Supply and Extract	4	3	Positive	G4	43	Not Applicable	0	300	Not Applicable	None	A	80	Switch	Desk 0.75 to 0.85m	See Guidance Notes	Not Applicable			
			Student Records Store	1	12.0	Cellular / Ward Offices	25	18	Radiant Panels	TRV Remote Head Adj.	Yes	Comfort Cooled Fresh Air	Central Supply and Extract	4	3	Positive	G4	43	Not Applicable	0	300	Not Applicable	None	A	80	Switch	Desk 0.75 to 0.85m	See Guidance Notes	Not Applicable			
			Senior Academic Staff Office	6	11.0	Cellular / Ward Offices	25	18	Radiant Panels	TRV Remote Head Adj.	Yes	Comfort Cooled Fresh Air	Central Supply and Extract	4	3	Positive	G4	43	Not Applicable	0	300	Not Applicable	None	A	80	Switch	Desk 0.75 to 0.85m	See Guidance Notes	Not Applicable			
			16 Person Office	1	80.0	Cellular / Ward Offices	25	18	Radiant Panels	TRV Remote Head Adj.	Yes	Comfort Cooled Fresh Air	Central Supply and Extract	4	3	Positive	G4	43	Not Applicable	0	300	Not Applicable	None	A	80	Switch	Desk 0.75 to 0.85m	See Guidance Notes	Not Applicable			
			Meeting Room - 4 person	1	6.0	Meeting Room	25	18	Radiant Panels	TRV Remote Head Adj.	Yes	Ceiling Cassette - Chilled Water	Central Supply and Extract	4	4	Balanced	G4	43	Not Applicable	0	300	Not Applicable	None	A	80	Switch	Desk 0.75 to 0.85m	See Guidance Notes	Not Applicable			
			Stationery / Photocopying	1	6.0	Cellular / Ward Offices	25	18	Radiant Panels	TRV Remote Head Adj.	Yes	Comfort Cooled Fresh Air	Central Supply and Extract	4	3	Positive	G4	43	Not Applicable	0	300	Not Applicable	None	A	80	Switch	Desk 0.75 to 0.85m	See Guidance Notes	Not Applicable			
			Tissue Culture Room	1	9.0	Laboratory	28	18	Radiant Panels	TRV Remote Head Adj.	Yes	Comfort Cooled Fresh Air	Central Supply and Extract	6	6	Balanced	F7	43	60	0	500	Not Applicable	None	A	80	Switch	Desk 0.75 to 0.85m	See Guidance Notes	Not Applicable			
			Freezer Store	1	6.0	Storage Area Equipment	28	16	Radiant Panels	TRV Remote Head Adj.	No	None	Central General Extract	0	3	Negative	None	43	Not Applicable	0	200	Not Applicable	None	A	80	Presence detection	Floor 0m	See Guidance Notes	Not Applicable			
			Physiological Laboratory	1	45.0	Laboratory	28	18	Radiant Panels	TRV Remote Head Adj.	Yes	Comfort Cooled Fresh Air	Central Supply and Extract	6	6	Balanced	F7	43	60	0	500	Not Applicable	None	A	80	Switch	Desk 0.75 to 0.85m	See Guidance Notes	Not Applicable			
			DSR	1	7.0	DSR	28	18	Adjacent Space Transfer Air	None	No	None	Central Dirty Extract	0	10	Negative	None	43	Not Applicable	0	100	Not Applicable	None	A	90	Switch	Bed / Trolley 1.45m	See Guidance Notes	Not Applicable			
			Disposal Hold	1	10.0	Disposal Hold	28	18	Adjacent Space Transfer Air	None	No	None	Central Dirty Extract	0	10	Negative	None	43	Not Applicable	0	100	Not Applicable	None	A	90	Switch	Bed / Trolley 1.45m	See Guidance Notes	Not Applicable			
			Molecular Biology Laboratory	1	45.0	Laboratory	28	18	Radiant Panels	TRV Remote Head Adj.	Yes	Comfort Cooled Fresh Air	Central Supply and Extract	6	6	Balanced	F7	43	60	0	500	Not Applicable	None	A	80	Switch	Desk 0.75 to 0.85m	See Guidance Notes	Not Applicable			
			H2	Clinical Research Facility	NA	Waiting Play Area	1	9.5	Waiting Room	28	18	Radiant Panels	TRV Remote Head Adj.	Yes	Comfort Cooled Fresh Air	Central Supply and Extract	5	5	Balanced	G4	43	Not Applicable	0	300	Not Applicable	None	A	80	Switch	Floor 0m	See Guidance Notes	Not Applicable
						Reception	1	3.0	Reception	28	18	Radiant Panels	TRV Remote Head Adj.	Yes	Comfort Cooled Fresh Air	Central Supply Air	3	0	Positive	G4	43	Not Applicable	0	300	Not Applicable	None	A	80	Switch	Desk 0.75 to 0.85m	See Guidance Notes	Not Applicable
						DSR	1	7.0	Dirty utility	28	18	Adjacent Space Transfer Air	None	No	None	Central Dirty Extract	0	6	Negative	None	43	60	0	200	Not Applicable	None	A	80	Presence detection	Floor 0m	See Guidance Notes	Not Applicable
Clinical Study Room	1	63.0				Consulting Room	28	18	Radiant Panels	TRV Remote Head Adj.	Yes	Comfort Cooled Fresh Air	Central Supply and Extract	3	3	Balanced	G4	43	41	0	300	Not Applicable	1000	A	80	Switch	Bed / Trolley 1.45m	See Guidance Notes	1			
En Suite Shower / WC / WHB	1	6.0				Bathroom	28	18	Adjacent Space Transfer Air	None	No	None	Central Dirty Extract	0	10	Negative	None	43	41	0	200	Not Applicable	None	A	80	Presence detection	Floor 0m	See Guidance Notes	Not Applicable			
Single Bed Room	2	15.0				Bedroom	25	20	Radiant Panels	TRV Remote Head Adj.	Yes	Comfort Cooled Fresh Air	Central Supply Air	4	0	Positive	G4	43	41	0	100	5	300	A	80	Switch / Dimmer	Bed / Trolley 1.45m	See Guidance Notes	1			
Isolation Bedroom	1	4.0				Isolation Lobby	25	18	Warm Air - Reheat Battery	BMS Adjustable Sensor	Yes	Comfort Cooled Fresh Air	HBN4 Dependant	HBN4 Dependant	HBN4 Dependant	0	F7	43	Not Applicable	0	200	Not Applicable	None	A	80	Presence detection	Floor 0m	See Guidance Notes	Not Applicable			
Entrance Lobby	2	4.5				Bathroom	28	18	Adjacent Space Transfer Air	None	No	None	Central Dirty Extract	0	10	Negative	None	43	41	0	200	Not Applicable	None	A	80	Presence detection	Floor 0m	See Guidance Notes	Not Applicable			
En Suite Shower / WC / WHB	1	3.0				Toilet	28	18	Adjacent Space Transfer Air	None	No	None	Central Dirty Extract	0	10	Negative	None	43	41	0	200	Not Applicable	None	A	80	Presence detection	Floor 0m	See Guidance Notes	Not Applicable			
WC Accessible Patients	1	8.0				Clean Utility	28	18	Radiant Panels	TRV Remote Head Adj.	Yes	Comfort Cooled Fresh Air	Central Supply Air	6	0	Positive	G4	43	41	0	150	Not Applicable	None	A	80	Presence detection	General working plane 1m	See Guidance Notes	Not Applicable			
Clean Utility	1	6.0				Dirty utility	28	18	Adjacent Space Transfer Air	None	No	None	Central Dirty Extract	0	6	Negative	None	43	60	0	200	Not Applicable	None	A	80	Presence detection	Floor 0m	See Guidance Notes	Not Applicable			
Dirty Utility	1	6.0				Pantry	28	18	Radiant Panels	TRV Remote Head Adj.	Yes	Comfort Cooled Fresh Air	Central Supply and Extract	6	8	Negative	G4	43	41	0	300	Not Applicable	None	A	80	Switch	Floor 0m	See Guidance Notes	Not Applicable			
Pantry	1	6.0				Linen Bay	28	16	Adjacent Space Transfer Air	None	No	None	Central Supply and Extract	0	3	Negative	None	43	Not Applicable	0	100	Not Applicable	None	A	80	Presence detection	Floor 0m	See Guidance Notes	Not Applicable			
Linen Bay	1	1.5				Consulting Room	28	18	Radiant Panels	TRV Remote Head Adj.	Yes	Comfort Cooled Fresh Air	Central Supply and Extract	3	3	Balanced	G4	43	41	0	300	Not Applicable	1000	A	80	Switch	Bed / Trolley 1.45m	See Guidance Notes	1			
Consult/Examination	1	15.0				Consulting Room	28	18	Radiant Panels	TRV Remote Head Adj.	Yes	Comfort Cooled Fresh Air	Central Supply and Extract	3	3	Balanced	G4	43	41	0	300	Not Applicable	1000	A	80	Switch	Bed / Trolley 1.45m	See Guidance Notes	1			
Consult / Assessment	1	12.0				Toilet	28	18	Adjacent Space Transfer Air	None	No	None	Central Dirty Extract	0	10	Negative	None	43	41	0	200	Not Applicable	None	A	80	Presence detection	Floor 0m	See Guidance Notes	Not Applicable			
WC Staff	1	3.0				Disposal Hold	28	18	Adjacent Space Transfer Air	None	No	None	Central Dirty Extract	0	10	Negative	None	43	Not Applicable	0	100	Not Applicable	None	A	90	Switch	Bed / Trolley 1.45m	See Guidance Notes	Not Applicable			
Disposal Hold	1	10.0				Storage Area Equipment	28	16	Radiant Panels	TRV Remote Head Adj.	No	None	Central General Extract	0	3	Negative	None	43	Not Applicable	0	200	Not Applicable	None	A	80	Presence detection	Floor 0m	See Guidance Notes	Not Applicable			
Store - Equipment	1	24.0				Diagnostic room	25	18	Warm Air - Reheat Battery	BMS Adjustable Sensor	Yes	Comfort Cooled Fresh Air	Central Supply and Extract	8	8	Balanced	F7	43	41	0	300	Not Applicable	1000	A	80	Switch / Dimmer	General working plane 1m	See Guidance Notes	1			
Sample Processing Office - 4 person	1	15.0				Cellular / Ward Offices	25	18	Radiant Panels	TRV Remote Head Adj.	Yes	Comfort Cooled Fresh Air	Central Supply and Extract	4	3	Positive	G4	43	Not Applicable	0	300	Not Applicable	None	A	80	Switch	Desk 0.75 to 0.85m	See Guidance Notes	Not Applicable			
20.0	Meeting Room	25	18	Radiant Panels	TRV Remote Head Adj.	Yes	Ceiling Cassette - Chilled Water	Central Supply and Extract	4	4	Balanced	G4	43	Not Applicable	0	300	Not Applicable	None	A	80	Switch	Desk 0.75 to 0.85m	See Guidance Notes	Not Applicable								
40.0	Meeting Room	25	18	Radiant Panels	TRV Remote Head Adj.	Yes	Ceiling Cassette - Chilled Water	Central Supply and Extract	4	4	Balanced	G4	43	Not Applicable	0	300	Not Applicable	None	A	80	Switch	Desk 0.75 to 0.85m	See Guidance Notes	Not Applicable								
25.0	Meeting Room	25	18	Radiant Panels	TRV Remote Head Adj.	Yes	Ceiling Cassette - Chilled Water	Central Supply and Extract	4	4	Balanced	G4	43	Not Applicable	0	300	Not Applicable	None	A	80	Switch	Desk 0.75 to 0.85m	See Guidance Notes	Not Applicable								
20.0	Meeting Room	25	18	Radiant Panels	TRV Remote Head Adj.	Yes	Ceiling Cassette - Chilled Water	Central Supply and Extract	4	4	Balanced	G4	43	Not Applicable	0	300	Not Applicable	None	A	80	Switch	Desk 0.75 to 0.85m	See Guidance Notes	Not Applicable								
20.0	Diagnostic room	25	18	Warm Air - Reheat Battery	BMS Adjustable Sensor	Yes	Comfort Cooled Fresh Air	Central Supply and Extract	8	8	Balanced	F7	43	41	0	300	Not Applicable	1000	A	80	Switch / Dimmer	General working plane 1m	See Guidance Notes	1								
8.0	Classroom	25	18	Radiant Panels	TRV Remote Head Adj.	Yes	Ceiling Cassette - Chilled Water	Central Supply and Extract	4	4	Balanced	G4	43	Not Applicable	0	300	Not Applicable	None	A	80	Switch	Desk 0.75 to 0.85m	See Guidance Notes	Not Applicable								
20.0	Cellular / Ward Offices	25	18	Radiant Panels	TRV Remote Head Adj.	Yes	Comfort Cooled Fresh Air	Central Supply and Extract	4	3	Positive	G4	43	Not Applicable	0	300	Not Applicable	None	A	80	Switch	Desk 0.75 to 0.85m	See Guidance Notes	Not Applicable								
1	Cellular / Ward Offices	25	18	Radiant Panels	TRV Remote Head Adj.	Yes	Comfort Cooled Fresh Air	Central Supply and Extract	4	3	Positive	G4	43	Not Applicable	0	300	Not Applicable	None	A	80	Switch	Desk 0.75 to 0.85m	See Guidance Notes	Not Applicable								
1	Classroom	25	18	Radiant Panels	TRV Remote Head Adj.	Yes	Ceiling Cassette - Chilled Water	Central Supply and Extract	4	4	Balanced	G4	43	Not Applicable	0	300	Not Applicable	None	A	80	Switch	Desk 0.75 to 0.85m	See Guidance Notes	Not Applicable								
1	Storage Area Equipment	28	16	Radiant Panels	TRV Remote Head Adj.	No	None	Central General Extract	0	3	Negative	None																				

Dept Code	Dept Name	Department Sub Group	Room Name	Qty	Area (m2)	Room Function	Temperature		Heating		Cooling Present	Cooling Type	Ventilation				Safety temperatures		Safety Notes	Lighting						Notes	Medical Location Group		
							Design Maximum deg C	Design Minimum deg C	Type	Control			Type	Supply ac/hr	Extract ac/hr	Relative Pressure	Min Filtration	Surface deg C		Water deg C	Normal lux	Night lux	Local lux	Standby Grade	Colour Rendering			Control	Plane
I1	Main Entrance - Public Spaces	NA	Draught Lobby	1	15.0	Circulation Areas - Entrance Lobby	28	Not Controlled	Warm Air Door Curtain	BMS Adjustable Sensor	No	None	None	0	0	Balanced	None	Not Applicable	Not Applicable	0	200	Not Applicable	None	A	80	Presence detection	Floor 0m	See Guidance Notes	Not Applicable
			Reception / Information Desk	1	12.0	Reception	28	18	Radiant Panels	TRV Remote Head Adj.	Yes	Comfort Cooled Fresh Air	Central Supply Air	3	0	Positive	G4	43	Not Applicable	0	300	Not Applicable	None	A	80	Switch	Desk 0.75 to 0.85m	See Guidance Notes	Not Applicable
			Waiting Area	1	16.5	Waiting Room	28	18	Radiant Panels	TRV Remote Head Adj.	Yes	Comfort Cooled Fresh Air	Central Supply and Extract	5	5	Balanced	G4	43	Not Applicable	0	300	Not Applicable	None	A	80	Switch	Floor 0m	See Guidance Notes	Not Applicable
			Public Telephone Booth	1	2.0	Circulation Phone Booth	28	18	Radiant Panels	TRV Remote Head Adj.	No	None	Central Supply and Extract	0	0	Balanced	G4	43	41	0	200	Not Applicable	None	A	80	Switch / Dimmer	Desk 0.75 to 0.85m	See Guidance Notes	Not Applicable
			Fire Control Room	1	12.0	Cellular / Ward Offices	25	18	Radiant Panels	TRV Remote Head Adj.	Yes	Comfort Cooled Fresh Air	Central Supply and Extract	4	3	Positive	G4	43	Not Applicable	0	300	Not Applicable	None	A	80	Switch	Desk 0.75 to 0.85m	See Guidance Notes	Not Applicable
			Vending Machine	1	3.0	Waiting Room	28	18	Radiant Panels	TRV Remote Head Adj.	Yes	Comfort Cooled Fresh Air	Central Supply and Extract	5	5	Balanced	G4	43	Not Applicable	0	300	Not Applicable	None	A	80	Switch	Floor 0m	See Guidance Notes	Not Applicable
			Retail Shop	1	30.0	Retail	Subject to Fit-out										Central Supply and Extract	3	3	Balanced	G4	Subject to Fit-out						See Guidance Notes	Not Applicable
			Catering Shop	1	30.0	Retail	Subject to Fit-out										Central Supply and Extract	3	3	Balanced	G4	Subject to Fit-out						See Guidance Notes	Not Applicable
			WC - Visitors	1	3.0	Toilet	28	18	Adjacent Space Transfer Air	None	No	None	Central Dirty Extract	0	10	Negative	None	43	41	0	200	Not Applicable	None	A	80	Presence detection	Floor 0m	See Guidance Notes	Not Applicable
			WC - Wheelchair accessible	1	4.5	Toilet	28	18	Adjacent Space Transfer Air	None	No	None	Central Dirty Extract	0	10	Negative	None	43	41	0	200	Not Applicable	None	A	80	Presence detection	Floor 0m	See Guidance Notes	Not Applicable
			Assisted Change/Nappy Change	1	7.0	Baby Feeding Room / Nappy Change	25	18	Adjacent Space Transfer Air	None	No	None	Central Dirty Extract	0	10	Negative	None	43	41	0	200	Not Applicable	None	A	80	Switch / Dimmer	Floor 0m	See Guidance Notes	Not Applicable
			DSR	1	7.0	DSR	28	18	Adjacent Space Transfer Air	None	No	None	Central Dirty Extract	0	10	Negative	None	43	Not Applicable	0	100	Not Applicable	None	A	90	Switch	Bed / Trolley 1.45m	See Guidance Notes	Not Applicable
			Security Office	1	12.0	Cellular / Ward Offices	25	18	Radiant Panels	TRV Remote Head Adj.	Yes	Comfort Cooled Fresh Air	Central Supply and Extract	4	3	Positive	G4	43	Not Applicable	0	300	Not Applicable	None	A	80	Switch	Desk 0.75 to 0.85m	See Guidance Notes	Not Applicable
			Wheelchair Bay	1	6.0	Circulation Areas	28	18	Radiant Panels	TRV Remote Head Adj.	No	None	None	Refer to Guidance Notes	Refer to Guidance Notes	0	G4	43	41	0	300	Not Applicable	None	A	80	Switch / Dimmer	Desk 0.75 to 0.85m	See Guidance Notes	Not Applicable
I2	Bed & Toy Stores	NA	DSR	1	7.0	DSR	28	18	Adjacent Space Transfer Air	None	No	None	Central Dirty Extract	0	10	Negative	None	43	Not Applicable	0	100	Not Applicable	None	A	90	Switch	Bed / Trolley 1.45m	See Guidance Notes	Not Applicable
			Store - Beds	1	96.0	Storage Area Equipment	28	16	Radiant Panels	TRV Remote Head Adj.	No	None	Central General Extract	0	3	Negative	None	43	Not Applicable	0	200	Not Applicable	None	A	80	Presence detection	Floor 0m	See Guidance Notes	Not Applicable
			Roadshow Equip Store	1	10.0	Storage Area Equipment	28	16	Radiant Panels	TRV Remote Head Adj.	No	None	Central General Extract	0	3	Negative	None	43	Not Applicable	0	200	Not Applicable	None	A	80	Presence detection	Floor 0m	See Guidance Notes	Not Applicable
			Store - Toys	1	12.0	Storage Area Equipment	28	16	Radiant Panels	TRV Remote Head Adj.	No	None	Central General Extract	0	3	Negative	None	43	Not Applicable	0	200	Not Applicable	None	A	80	Presence detection	Floor 0m	See Guidance Notes	Not Applicable

Notes

- a) Linen Bay recess to be treated as part of room.
- b) Mobile Equipment Bay Recess to be treated as part of room
- c) Resusc Trolley Area Recess to be treated as part of room
- d) Consult Exam Room - note 10ac/hr not allowed for unless room title listed as Treatment Room.
- e) Reception & Waiting Combined
- f) Internal Temperatures should not exceed 28 deg C (db) for more than 50hrs per year
- g) Offices assumed to have openable windows without 100mm restrictors for natural ventilation.
- h) Staff Rest assumed to have openable windows without 100mm restrictors for natural ventilation and occupancy factor of 0.8.

Dept Code	Dept Name	Department Sub Group	Room Name	Qty	Area (m2)	Room Function	Temperature		Heating		Cooling Present	Cooling Type	Ventilation				Safety temperatures		Safety Notes	Lighting					Notes	Medical Location Group			
							Design Maximum deg C	Design Minimum deg C	Type	Control			Type	Supply ac/hr	Extract ac/hr	Relative Pressure	Min Filtration	Surface deg C		Water deg C	Normal lux	Night lux	Local lux	Standby Grade			Colour Rendering	Control	Plane
K1	Family Support	NA	Waiting	1	8.0	Waiting Room	28	18	Radiant Panels	TRV Remote Head Adj.	Yes	Comfort Cooled Fresh Air	Central Supply and Extract	5	5	Balanced	G4	43	Not Applicable	0	300	Not Applicable	None	A	80	Switch	Floor 0m	See Guidance Notes	Not Applicable
			Meeting Rooms (family size)	2	15.0	Meeting Room	25	18	Radiant Panels	TRV Remote Head Adj.	Yes	Ceiling Cassette - Chilled Water	Central Supply and Extract	4	4	Balanced	G4	43	Not Applicable	0	300	Not Applicable	None	A	80	Switch	Desk 0.75 to 0.85m	See Guidance Notes	Not Applicable
			Drop-In Lounge / Beverage Bay	1	35.0	Common room/staff room/lounge	28	18	Radiant Panels	TRV Remote Head Adj.	Yes	Comfort Cooled Fresh Air	Central Supply and Extract	6	8	Negative	G4	43	41	0	300	Not Applicable	None	A	80	Switch	Floor 0m	See Guidance Notes	Not Applicable
			Drop-In Multi-Purpose Room	1	39.0	Meeting Room	25	18	Radiant Panels	TRV Remote Head Adj.	Yes	Ceiling Cassette - Chilled Water	Central Supply and Extract	4	4	Balanced	G4	43	Not Applicable	0	300	Not Applicable	None	A	80	Switch	Desk 0.75 to 0.85m	See Guidance Notes	Not Applicable
			Complementary Therapy Room	1	15.0	Consulting Room	28	18	Radiant Panels	TRV Remote Head Adj.	Yes	Comfort Cooled Fresh Air	Central Supply and Extract	3	3	Balanced	G4	43	41	0	300	Not Applicable	1000	A	80	Switch	Bed / Trolley 1.45m	See Guidance Notes	1
			Interview Rooms	2	9.0	Meeting Room	25	18	Radiant Panels	TRV Remote Head Adj.	Yes	Ceiling Cassette - Chilled Water	Central Supply and Extract	4	4	Balanced	G4	43	Not Applicable	0	300	Not Applicable	None	A	80	Switch	Desk 0.75 to 0.85m	See Guidance Notes	Not Applicable
			Radio Lollipop Broadcasting Studio, Lobby	1	20.0	Circulation Areas	28	18	Radiant Panels	TRV Remote Head Adj.	No	None	None	Refer to Guidance Notes	Refer to Guidance Notes	0	G4	43	41	0	300	Not Applicable	None	A	80	Switch / Dimmer	Desk 0.75 to 0.85m	See Guidance Notes	Not Applicable
			Office 1	1	15.0	Cellular / Ward Offices	25	18	Radiant Panels	TRV Remote Head Adj.	Yes	Comfort Cooled Fresh Air	Central Supply and Extract	4	3	Positive	G4	43	Not Applicable	0	300	Not Applicable	None	A	80	Switch	Desk 0.75 to 0.85m	See Guidance Notes	Not Applicable
			Office 2	1	15.0	Cellular / Ward Offices	25	18	Radiant Panels	TRV Remote Head Adj.	Yes	Comfort Cooled Fresh Air	Central Supply and Extract	4	3	Positive	G4	43	Not Applicable	0	300	Not Applicable	None	A	80	Switch	Desk 0.75 to 0.85m	See Guidance Notes	Not Applicable
			Office 3	1	10.0	Cellular / Ward Offices	25	18	Radiant Panels	TRV Remote Head Adj.	Yes	Comfort Cooled Fresh Air	Central Supply and Extract	4	3	Positive	G4	43	Not Applicable	0	300	Not Applicable	None	A	80	Switch	Desk 0.75 to 0.85m	See Guidance Notes	Not Applicable
			Office 4	1	10.0	Cellular / Ward Offices	25	18	Radiant Panels	TRV Remote Head Adj.	Yes	Comfort Cooled Fresh Air	Central Supply and Extract	4	3	Positive	G4	43	Not Applicable	0	300	Not Applicable	None	A	80	Switch	Desk 0.75 to 0.85m	See Guidance Notes	Not Applicable
			Office 5	1	19.0	Cellular / Ward Offices	25	18	Radiant Panels	TRV Remote Head Adj.	Yes	Comfort Cooled Fresh Air	Central Supply and Extract	4	3	Positive	G4	43	Not Applicable	0	300	Not Applicable	None	A	80	Switch	Desk 0.75 to 0.85m	See Guidance Notes	Not Applicable
			Office 6	1	20.0	Cellular / Ward Offices	25	18	Radiant Panels	TRV Remote Head Adj.	Yes	Comfort Cooled Fresh Air	Central Supply and Extract	4	3	Positive	G4	43	Not Applicable	0	300	Not Applicable	None	A	80	Switch	Desk 0.75 to 0.85m	See Guidance Notes	Not Applicable
			Beverage Bay	1	3.0	Tea Making	28	18	Adjacent Space Transfer Air	None	No	None	Central General Extract	0	5	Negative	None	43	41	0	100	Not Applicable	None	A	80	Presence detection	Floor 0m	See Guidance Notes	Not Applicable
			DSR	1	7.0	DSR	28	18	Adjacent Space Transfer Air	None	No	None	Central Dirty Extract	0	10	Negative	None	43	Not Applicable	0	100	Not Applicable	None	A	90	Switch	Bed / Trolley 1.45m	See Guidance Notes	Not Applicable
			Store	1	20.0	Storage Area Equipment	28	16	Radiant Panels	TRV Remote Head Adj.	No	None	Central General Extract	0	3	Negative	None	43	Not Applicable	0	200	Not Applicable	None	A	80	Presence detection	Floor 0m	See Guidance Notes	Not Applicable
			Store	1	8.0	Storage Area Equipment	28	16	Radiant Panels	TRV Remote Head Adj.	No	None	Central General Extract	0	3	Negative	None	43	Not Applicable	0	200	Not Applicable	None	A	80	Presence detection	Floor 0m	See Guidance Notes	Not Applicable
			WC - Staff	1	3.0	Toilet	28	18	Adjacent Space Transfer Air	None	No	None	Central Dirty Extract	0	10	Negative	None	43	41	0	200	Not Applicable	None	A	80	Presence detection	Floor 0m	See Guidance Notes	Not Applicable
			Nappy Changing Room	1	4.0	Toilet	28	18	Adjacent Space Transfer Air	None	No	None	Central Dirty Extract	0	10	Negative	None	43	41	0	200	Not Applicable	None	A	80	Presence detection	Floor 0m	See Guidance Notes	Not Applicable
			WC - Wheelchair accessible	2	4.5	Toilet	28	18	Adjacent Space Transfer Air	None	No	None	Central Dirty Extract	0	10	Negative	None	43	41	0	200	Not Applicable	None	A	80	Presence detection	Floor 0m	See Guidance Notes	Not Applicable
Wheelchair Bay	1	6.0	Circulation Equipment Storage Bays	28	16	Adjacent Space Transfer Air	None	No	None	Central General Extract	0	3	Negative	None	43	Not Applicable	0	200	Not Applicable	None	A	80	Presence detection	Floor 0m	See Guidance Notes	Not Applicable			
K2	Family Hotel	NA	Reception/Waiting	1	6.0	Waiting Room	28	18	Radiant Panels	TRV Remote Head Adj.	Yes	Comfort Cooled Fresh Air	Central Supply and Extract	5	5	Balanced	G4	43	Not Applicable	0	300	Not Applicable	None	A	80	Switch	Floor 0m	See Guidance Notes	Not Applicable
			Office - 1 person	1	8.0	Cellular / Ward Offices	25	18	Radiant Panels	TRV Remote Head Adj.	Yes	Comfort Cooled Fresh Air	Central Supply and Extract	4	3	Positive	G4	43	Not Applicable	0	300	Not Applicable	None	A	80	Switch	Desk 0.75 to 0.85m	See Guidance Notes	Not Applicable
			Lounge - non residents	1	30.0	Common room/staff room/lounge	28	18	Radiant Panels	TRV Remote Head Adj.	Yes	Comfort Cooled Fresh Air	Central Supply and Extract	6	8	Negative	G4	43	41	0	300	Not Applicable	None	A	80	Switch	Floor 0m	See Guidance Notes	Not Applicable
			WC - Female	1	3.0	Toilet	28	18	Adjacent Space Transfer Air	None	No	None	Central Dirty Extract	0	10	Negative	None	43	41	0	200	Not Applicable	None	A	80	Presence detection	Floor 0m	See Guidance Notes	Not Applicable
			WC - Male	1	3.0	Toilet	28	18	Adjacent Space Transfer Air	None	No	None	Central Dirty Extract	0	10	Negative	None	43	41	0	200	Not Applicable	None	A	80	Presence detection	Floor 0m	See Guidance Notes	Not Applicable
			WC - Wheelchair accessible	1	4.5	Toilet	28	18	Adjacent Space Transfer Air	None	No	None	Central Dirty Extract	0	10	Negative	None	43	41	0	200	Not Applicable	None	A	80	Presence detection	Floor 0m	See Guidance Notes	Not Applicable
			Family Room accessible for 4 persons inc en-suite	2	48.0	Bedroom	25	20	Radiant Panels	TRV Remote Head Adj.	Yes	Comfort Cooled Fresh Air	Central Supply Air	4	0	Positive	G4	43	41	0	100	5	300	A	80	Switch / Dimmer	Bed / Trolley 1.45m	See Guidance Notes	1
			Family Room for 4 persons inc en-suite	24	19.0	Bedroom	25	20	Radiant Panels	TRV Remote Head Adj.	Yes	Comfort Cooled Fresh Air	Central Supply Air	4	0	Positive	G4	43	41	0	100	5	300	A	80	Switch / Dimmer	Bed / Trolley 1.45m	See Guidance Notes	1
			Kitchen / Dining Rooms	1	116.0	Kitchen (Commercial)	28	16	None	None	Yes	Comfort Cooled Fresh Air	Central Supply and Extract	DW172 Dependant	DW172 Dependant	Negative	G4	43	60	0	500	Not Applicable	None	A	80	Switch	General working plane 1m	See Guidance Notes	Not Applicable
			Residents Day Room	1	18.0	Common room/staff room/lounge	28	18	Radiant Panels	TRV Remote Head Adj.	Yes	Comfort Cooled Fresh Air	Central Supply and Extract	6	8	Negative	G4	43	41	0	300	Not Applicable	None	A	80	Switch	Floor 0m	See Guidance Notes	Not Applicable
			Residents Play Room	1	18.0	Common room/staff room/lounge	28	18	Radiant Panels	TRV Remote Head Adj.	Yes	Comfort Cooled Fresh Air	Central Supply and Extract	6	8	Negative	G4	43	41	0	300	Not Applicable	None	A	80	Switch	Floor 0m	See Guidance Notes	Not Applicable
			Bathroom	1	8.0	Bathroom	28	18	Adjacent Space Transfer Air	None	No	None	Central Dirty Extract	0	10	Negative	None	43	41	0	200	200	None	A	80	Presence detection	Floor 0m	See Guidance Notes	Not Applicable
			WC - Wheelchair accessible	1	4.5	Toilet	28	18	Adjacent Space Transfer Air	None	No	None	Central Dirty Extract	0	10	Negative	None	43	41	0	200	Not Applicable	None	A	80	Presence detection	Floor 0m	See Guidance Notes	Not Applicable
			Store	2	12.0	Storage Area Equipment	28	16	Radiant Panels	TRV Remote Head Adj.	No	None	Central General Extract	0	3	Negative	None	43	Not Applicable	0	200	Not Applicable	None	A	80	Presence detection	Floor 0m	See Guidance Notes	Not Applicable
			Laundry	2	15.0	Laundry	28	18	Adjacent Space Transfer Air	None	No	Comfort Cooled Fresh Air	Central Supply and Extract	6	10	Negative	G4	43	60	0	300	Not Applicable	None	A	80	Switch	Floor 0m	See Guidance Notes	Not Applicable
			DSR	1	7.0	DSR	28	18	Adjacent Space Transfer Air	None	No	None	Central Dirty Extract	0	10	Negative	None	43	Not Applicable	0	100	Not Applicable	None	A	90	Switch	Bed / Trolley 1.45m	See Guidance Notes	Not Applicable
			Switch/Meter Cupboard	1	6.0	Storage Area Equipment	28	16	Radiant Panels	TRV Remote Head Adj.	No	None	Central General Extract	0	3	Negative	None	43	Not Applicable	0	200	Not Applicable	None	A	80	Presence detection	Floor 0m	See Guidance Notes	Not Applicable
			Store	1	10.0	Storage Area Equipment	28	16	Radiant Panels	TRV Remote Head Adj.	No	None	Central General Extract	0	3	Negative	None	43	Not Applicable	0	200	Not Applicable	None	A	80	Presence detection	Floor 0m	See Guidance Notes	Not Applicable
			En-suite Shower / WC / WHB	26	6.0	Toilet	28	18	Adjacent Space Transfer Air	None	No	None	Central Dirty Extract	0	10	Negative	None	43	41	0	200	Not Applicable	None	A	80	Presence detection	Floor 0m	See Guidance Notes	Not Applicable
			Storage - refuse	1	10.0	Disposal Hold	28	18	Adjacent Space Transfer Air	None	No	None	Central Dirty Extract	0	10	Negative	None	43	Not Applicable	0	100	Not Applicable	None	A	90	Switch	Bed / Trolley 1.45m	See Guidance Notes	Not Applicable

- Notes
- a) Linen Bay recess to be treated as part of room.
 - b) Mobile Equipment Bay Recess to be treated as part of room
 - c) Recess Trolley Area Recess to be treated as part of room
 - d) as Treatment Room.
 - e) Reception & Waiting Combined
 - f) per year
 - g) natural ventilation
 - h) for natural ventilation and occupancy factor of 0.8.

Dept Code	Dept Name	Department Sub Group	Room Name	Qty	Area (m2)	Room Function	Temperature		Heating		Cooling Present	Cooling Type	Ventilation				Safety temperatures		Safety Notes	Lighting					Notes	Medical Location Group					
							Design Maximum deg C	Design Minimum deg C	Type	Control			Type	Supply ach/r	Extract ach/r	Relative Pressure	Min Filtration	Surface deg C		Water deg C	Normal lux	Night lux	Local lux	Standby Grade			Colour Rendering	Control	Plane		
L1	DCN Acute Care - 24 Beds	Entrance & Reception	Waiting Area, relatives	1	30.0	Waiting Room	28	18	Radiant Panels	TRV Remote Head Adj.	Yes	Comfort Cooled Fresh Air	Central Supply and Extract	5	5	Balanced	G4	43	Not Applicable	0	300	Not Applicable	None	A	80	Switch	Floor 0m	See Guidance Notes	Not Applicable		
			Multi-Disciplinary Office / Reception	1	18.0	Multi-Disciplinary Work Areas	25	18	Radiant Panels	TRV Remote Head Adj.	Yes	Comfort Cooled Fresh Air	Central Supply and Extract	6	4	Positive	G4	43	Not Applicable	0	300	Not Applicable	1000	A	80	Switch	Desk 0.75 to 0.85m	See Guidance Notes	Not Applicable		
			Refreshment: Vending Machine	1	3.0	Waiting Room	28	18	Radiant Panels	TRV Remote Head Adj.	Yes	Comfort Cooled Fresh Air	Central Supply and Extract	5	5	Balanced	G4	43	Not Applicable	0	300	Not Applicable	None	A	80	Switch	Floor 0m	See Guidance Notes	Not Applicable		
			Visitor toilets, baby changing	2	4.5	Toilet	28	18	Adjacent Space Transfer Air	None	No	None	Central Dirty Extract	0	10	Negative	None	43	41	0	200	Not Applicable	None	A	80	Presence detection	Floor 0m	See Guidance Notes	Not Applicable		
			WC: Independent Wheelchair	1	4.5	Toilet	28	18	Adjacent Space Transfer Air	None	No	None	Central Dirty Extract	0	10	Negative	None	43	41	0	200	Not Applicable	None	A	80	Presence detection	Floor 0m	See Guidance Notes	Not Applicable		
		Assessment	Interview/Relatives Quiet Room	1	9.0	Meeting Room	25	18	Radiant Panels	TRV Remote Head Adj.	Yes	Ceiling Cassette - Chilled Water	Central Supply and Extract	4	4	Balanced	G4	43	Not Applicable	0	300	Not Applicable	None	A	80	Switch	Desk 0.75 to 0.85m	See Guidance Notes	Not Applicable		
			Consulting/Examination Room	4	15.5	Consulting Room	28	18	Radiant Panels	TRV Remote Head Adj.	Yes	Comfort Cooled Fresh Air	Central Supply and Extract	3	3	Balanced	G4	43	41	0	300	Not Applicable	1000	A	80	Switch	Bed / Trolley 1.45m	See Guidance Notes	1		
			Patient Waiting	1	20.0	Waiting Room	28	18	Radiant Panels	TRV Remote Head Adj.	Yes	Comfort Cooled Fresh Air	Central Supply and Extract	5	5	Balanced	G4	43	Not Applicable	0	300	Not Applicable	None	A	80	Switch	Floor 0m	See Guidance Notes	Not Applicable		
			Receiving/Resuscitation area	1	30.0	Resusitation Bay	25	21	Radiant Panels	BMS Adjustable Sensor	Yes	Comfort Cooled Fresh Air	Central Supply and Extract	10	6	Positive	G4	43	41	0	500	Not Applicable	1000	A	80	Switch	Bed / Trolley 1.45m	See Guidance Notes	2		
			Relatives Overnight Stay Room	1	10.0	Relatives Overnight Stay	25	20	Radiant Panels	TRV Remote Head Adj.	Yes	Comfort Cooled Fresh Air	Central Supply and Extract	4	0	Positive	G4	43	41	0	100	Not Applicable	None	A	80	Switch	Bed / Trolley 1.45m	See Guidance Notes	Not Applicable		
		Ward Areas	Ensuite Accessible Shower/Wc/WHB	1	6.0	Bathroom	28	18	Adjacent Space Transfer Air	None	No	None	Central Dirty Extract	0	10	Negative	None	43	41	0	200	200	None	A	80	Presence detection	Floor 0m	See Guidance Notes	Not Applicable		
			Single Bed Room	12	19.0	Bedroom	25	20	Radiant Panels	TRV Remote Head Adj.	Yes	Comfort Cooled Fresh Air	Central Supply Air	4	0	Positive	G4	43	41	0	100	5	300	A	80	Switch / Dimmer	Bed / Trolley 1.45m	See Guidance Notes	1		
			Ensuite Shower/Wc/WHB	12	4.5	Bathroom	28	18	Adjacent Space Transfer Air	None	No	None	Central Dirty Extract	0	10	Negative	None	43	41	0	200	200	None	A	80	Presence detection	Floor 0m	See Guidance Notes	Not Applicable		
			Single Bedroom (level 1)	12	19.0	Bedroom	25	20	Radiant Panels	TRV Remote Head Adj.	Yes	Comfort Cooled Fresh Air	Central Supply Air	4	0	Positive	G4	43	41	0	100	5	300	A	80	Switch / Dimmer	Bed / Trolley 1.45m	See Guidance Notes	1		
			Shower Room:en-suite	12	4.5	Bathroom	28	18	Adjacent Space Transfer Air	None	No	None	Central Dirty Extract	0	10	Negative	None	43	41	0	200	200	None	A	80	Presence detection	Floor 0m	See Guidance Notes	Not Applicable		
			Touchdown Base	4	2.0	Cellular / Ward Offices	25	18	Radiant Panels	TRV Remote Head Adj.	Yes	Comfort Cooled Fresh Air	Central Supply and Extract	4	3	Positive	G4	43	Not Applicable	0	300	Not Applicable	None	A	80	Switch	Desk 0.75 to 0.85m	See Guidance Notes	Not Applicable		
			Ward Management Office	1	10.0	Cellular / Ward Offices	25	18	Radiant Panels	TRV Remote Head Adj.	Yes	Comfort Cooled Fresh Air	Central Supply and Extract	4	3	Positive	G4	43	Not Applicable	0	300	Not Applicable	None	A	80	Switch	Desk 0.75 to 0.85m	See Guidance Notes	Not Applicable		
			Multi-Disciplinary Office	1	18.0	Cellular / Ward Offices	25	18	Radiant Panels	TRV Remote Head Adj.	Yes	Comfort Cooled Fresh Air	Central Supply and Extract	4	3	Positive	G4	43	Not Applicable	0	300	Not Applicable	None	A	80	Switch	Desk 0.75 to 0.85m	See Guidance Notes	Not Applicable		
			Staff Base	2	6.0	Cellular / Ward Offices	25	18	Radiant Panels	TRV Remote Head Adj.	Yes	Comfort Cooled Fresh Air	Central Supply and Extract	4	3	Positive	G4	43	Not Applicable	0	300	Not Applicable	None	A	80	Switch	Desk 0.75 to 0.85m	See Guidance Notes	Not Applicable		
			Support Facilities	Linen Bay	2	1.5	Linen Bay	28	18	Adjacent Space Transfer Air	None	No	None	Central Supply and Extract	0	3	Negative	None	43	Not Applicable	0	100	Not Applicable	None	A	80	Presence detection	Floor 0m	See Guidance Notes	Not Applicable	
				Resuscitation Trolley Bay	2	1.0	Resus Trolley bay	25	18	Radiant Panels	TRV Remote Head Adj.	Yes	Comfort Cooled Fresh Air	Central Supply Air	0	0	Balanced	None	43	Not Applicable	0	500	Not Applicable	None	A	90	Switch	Bed / Trolley 1.45m	See Guidance Notes	Not Applicable	
				Mobile X-Ray Bay	1	4.0	Circulation Equipment Storage Bays	28	16	Adjacent Space Transfer Air	None	No	None	Central General Extract	0	3	Negative	None	43	Not Applicable	0	200	Not Applicable	None	A	80	Presence detection	Floor 0m	See Guidance Notes	Not Applicable	
				Parking Bay: Food Trolley	1	2.0	Circulation Equipment Storage Bays	28	16	Adjacent Space Transfer Air	None	No	None	Central General Extract	0	3	Negative	None	43	Not Applicable	0	200	Not Applicable	None	A	80	Presence detection	Floor 0m	See Guidance Notes	Not Applicable	
				Pantry	1	8.0	Pantry	28	18	Radiant Panels	TRV Remote Head Adj.	Yes	Comfort Cooled Fresh Air	Central Supply and Extract	6	8	Negative	G4	43	41	0	300	Not Applicable	None	A	80	Switch	Floor 0m	See Guidance Notes	Not Applicable	
				Interview/Relatives Quiet Room	1	9.0	Meeting Room	25	18	Radiant Panels	TRV Remote Head Adj.	Yes	Ceiling Cassette - Chilled Water	Central Supply and Extract	4	4	Balanced	G4	43	Not Applicable	0	300	Not Applicable	None	A	80	Switch	Desk 0.75 to 0.85m	See Guidance Notes	Not Applicable	
		Teaching Room		1	20.0	Classroom	25	18	Radiant Panels	TRV Remote Head Adj.	Yes	Ceiling Cassette - Chilled Water	Central Supply and Extract	4	4	Balanced	G4	43	Not Applicable	0	300	Not Applicable	None	A	80	Switch	Desk 0.75 to 0.85m	See Guidance Notes	Not Applicable		
		Hoist Bay		2	3.0	Circulation Equipment Storage Bays	28	16	Adjacent Space Transfer Air	None	No	None	Central General Extract	0	3	Negative	None	43	Not Applicable	0	200	Not Applicable	None	A	80	Presence detection	Floor 0m	See Guidance Notes	Not Applicable		
		Utility Facilities		Clean Utility	1	12.0	Clean Utility	28	18	Radiant Panels	TRV Remote Head Adj.	Yes	Comfort Cooled Fresh Air	Central Supply Air	6	0	Positive	G4	43	41	0	150	Not Applicable	None	A	80	Presence detection	General working plane 1m	See Guidance Notes	Not Applicable	
				Dirty Utility	2	14.0	Dirty utility	28	18	Adjacent Space Transfer Air	None	No	None	Central Dirty Extract	0	6	Negative	None	43	60	0	200	Not Applicable	None	A	80	Presence detection	Floor 0m	See Guidance Notes	Not Applicable	
			DSR	1	7.0	DSR	28	18	Adjacent Space Transfer Air	None	No	None	Central Dirty Extract	0	10	Negative	None	43	Not Applicable	0	100	Not Applicable	None	A	90	Switch	Bed / Trolley 1.45m	See Guidance Notes	Not Applicable		
			Disposal Hold	2	10.0	Disposal Hold	28	18	Adjacent Space Transfer Air	None	No	None	Central Dirty Extract	0	10	Negative	None	43	Not Applicable	0	100	Not Applicable	None	A	90	Switch	Bed / Trolley 1.45m	See Guidance Notes	Not Applicable		
			Storage Facilities	Storage Equipment	1	10.0	Storage Area Equipment	28	16	Radiant Panels	TRV Remote Head Adj.	No	None	Central General Extract	0	3	Negative	None	43	Not Applicable	0	200	Not Applicable	None	A	80	Presence detection	Floor 0m	See Guidance Notes	Not Applicable	
		Storage Consumables		1	18.0	Storage Area Equipment	28	16	Radiant Panels	TRV Remote Head Adj.	No	None	Central General Extract	0	3	Negative	None	43	Not Applicable	0	200	Not Applicable	None	A	80	Presence detection	Floor 0m	See Guidance Notes	Not Applicable		
		Storage Stationery		1	4.0	Storage Area Equipment	28	16	Radiant Panels	TRV Remote Head Adj.	No	None	Central General Extract	0	3	Negative	None	43	Not Applicable	0	200	Not Applicable	None	A	80	Presence detection	Floor 0m	See Guidance Notes	Not Applicable		
		Ward - Staff Facilities	Staff Room	1	9.0	Common room/staff room/lounge	28	18	Radiant Panels	TRV Remote Head Adj.	Yes	Comfort Cooled Fresh Air	Central Supply and Extract	6	8	Negative	G4	43	41	0	300	Not Applicable	None	A	80	Switch	Floor 0m	See Guidance Notes	Not Applicable		
			Ward Kitchen	1	12.0	Ward Kitchen	28	18	Adjacent Space Transfer Air	None	No	None	Central General Extract	0	6	Negative	G4	Not Applicable	60	0	300	Not Applicable	None	A	80	Switch	General working plane 1m	See Guidance Notes	Not Applicable		
			WC Staff	3	3.0	Toilet	28	18	Adjacent Space Transfer Air	None	No	None	Central Dirty Extract	0	10	Negative	None	43	41	0	200	Not Applicable	None	A	80	Presence detection	Floor 0m	See Guidance Notes	Not Applicable		
			L2	DCN Inpatients - 43 Beds	Entrance & Reception	Reception	1	3.0	Reception	28	18	Radiant Panels	TRV Remote Head Adj.	Yes	Comfort Cooled Fresh Air	Central Supply Air	3	0	Positive	G4	43	Not Applicable	0	300	Not Applicable	None	A	80	Switch	Desk 0.75 to 0.85m	See Guidance Notes
		Waiting Area				1	16.5	Waiting Room	28	18	Radiant Panels	TRV Remote Head Adj.	Yes	Comfort Cooled Fresh Air	Central Supply and Extract	5	5	Balanced	G4	43	Not Applicable	0	300	Not Applicable	None	A	80	Switch	Floor 0m	See Guidance Notes	Not Applicable
		WC: Semi Ambulant				2	3.0	Toilet	28	18	Adjacent Space Transfer Air	None	No	None	Central Dirty Extract	0	10	Negative	None	43	41	0	200	Not Applicable	None	A	80	Presence detection	Floor 0m	See Guidance Notes	Not Applicable
		WC: Independent Wheelchair				1	4.5	Toilet	28	18	Adjacent Space Transfer Air	None	No	None	Central Dirty Extract	0	10	Negative	None	43	41	0	200	Not Applicable	None	A	80	Presence detection	Floor 0m	See Guidance Notes	Not Applicable
		Bedroom & Sanitary Facilities				Single Bedroom	41	19.0	Bedroom	25	20	Radiant Panels	TRV Remote Head Adj.	Yes	Comfort Cooled Fresh Air	Central Supply Air	4	0	Positive	G4	43	41	0	100	5	300	A	80	Switch / Dimmer	Bed / Trolley 1.45m	See Guidance Notes
					Single Isolation Bedroom	2	19.0	Isolation Bedroom	25	21	Adjacent Space Transfer Air	BMS Adjustable Sensor	Yes	Comfort Cooled Fresh Air	HBN4 Dependant	HBN4 Dependant	HBN4 Dependant	Balanced	F7	43	41	0	100	5	300	A	80	Switch	Bed / Trolley 1.45m	See Guidance Notes	1
					Isolation Bedroom Entrance Lobby	2	4.0	Isolation Lobby	25	18	Warm Air - Reheat Battery	BMS Adjustable Sensor	Yes	Comfort Cooled Fresh Air	HBN4 Dependant	HBN4 Dependant	HBN4 Dependant	0	F7	43	Not Applicable	0	200	Not Applicable	None	A	80	Presence detection	Floor 0m	See Guidance Notes	Not Applicable
					Shower Room:en-suite	43	4.5	Bathroom	28	18	Adjacent Space Transfer Air	None	No	None	Central Dirty Extract	0	10	Negative	None	43	41	0	200	200	None	A	80	Presence detection	Floor 0m	See Guidance Notes	Not Applicable
Assisted Bathroom	1				14.0	Bathroom	28	18	Adjacent Space Transfer Air	None	No	None	Central Dirty Extract	0	10	Negative	None	43	41	0	200	200	None	A	80	Presence detection	Floor 0m	See Guidance Notes	Not Applicable		
Support Facilities	Treatment Room	1			16.0	Consulting Room	28	18	Radiant Panels	TRV Remote Head Adj.	Yes	Comfort Cooled Fresh Air	Central Supply and Extract	3	3	Balanced	G4	43	41	0	300	Not Applicable	1000	A	80	Switch	Bed / Trolley 1.45m	See Guidance Notes	1		
	Ward Management Office	2			9.0	Cellular / Ward Offices	25	18	Radiant Panels	TRV Remote Head Adj.	Yes	Comfort Cooled Fresh Air	Central Supply and Extract	4	3	Positive	G4	43	Not Applicable	0	300	Not Applicable	None	A	80	Switch	Desk 0.75 to 0.85m	See Guidance Notes	Not Applicable		
	Multi-Disciplinary Office	2			18.0	Cellular / Ward Offices	25	18	Radiant Panels	TRV Remote Head Adj.	Yes	Comfort Cooled Fresh Air	Central Supply and Extract	4	3	Positive	G4	43	Not Applicable	0	300	Not Applicable	None	A	80	Switch	Desk 0.75 to 0.85m	See Guidance Notes	Not Applicable		
	Touchdown Base	12			2.0	Circulation Areas	28	18	Radiant Panels	TRV Remote Head Adj.	No	None	Refer to Guidance Notes	Refer to Guidance Notes	0	G4	43	41	0	300	Not Applicable	None	A	80							

Dept Code	Dept Name	Department Sub Group	Room Name	Qty	Area (m2)	Room Function	Temperature		Heating		Cooling Present	Cooling Type	Ventilation					Safety temperatures		Safety Notes		Lighting					Notes	Medical Location Group			
							Design Maximum deg C	Design Minimum deg C	Type	Control			Type	Supply ac/hr	Extract ac/hr	Relative Pressure	Min Filtration	Surface deg C	Water deg C	Normal lux	Night lux	Local lux	Standby Grade	Colour Rendering	Control	Plane					
M1	DCN Outpatients	Entrance Facilities	Enquiry / Information Desk: 2 staff	1	8.0	Reception	28	18	Radiant Panels	TRV Remote Head Adj.	Yes	Comfort Cooled Fresh Air	Central Supply Air	3	0	Positive	G4	43	Not Applicable	0	300	Not Applicable	None	A	80	Switch	Desk 0.75 to 0.85m	See Guidance Notes	Not Applicable		
			Medical Records Store	1	8.0	Cellular / Ward Offices	25	18	Radiant Panels	TRV Remote Head Adj.	Yes	Comfort Cooled Fresh Air	Central Supply and Extract	4	3	Positive	G4	43	Not Applicable	0	300	Not Applicable	None	A	80	Switch	Desk 0.75 to 0.85m	See Guidance Notes	Not Applicable		
			Main Waiting	1	59.0	Waiting Room	28	18	Radiant Panels	TRV Remote Head Adj.	Yes	Comfort Cooled Fresh Air	Central Supply and Extract	5	5	Balanced	G4	43	Not Applicable	0	300	Not Applicable	None	A	80	Switch	Floor 0m	See Guidance Notes	Not Applicable		
			Public Telephone: Single Booth	1	1.5	Circulation Phone Both	28	18	Radiant Panels	TRV Remote Head Adj.	No	None	None	Central Supply and Extract	0	0	Balanced	G4	43	41	0	200	Not Applicable	None	A	80	Switch / Dimmer	Desk 0.75 to 0.85m	See Guidance Notes	Not Applicable	
			Public Telephone: Single Booth, Accessible	1	2.0	Circulation Phone Both	28	18	Radiant Panels	TRV Remote Head Adj.	No	None	None	Central Supply and Extract	0	0	Balanced	G4	43	41	0	200	Not Applicable	None	A	80	Switch / Dimmer	Desk 0.75 to 0.85m	See Guidance Notes	Not Applicable	
			WC Fully Accessible Changing Room	1	7.0	Changing Facilities	28	18	Radiant Panels	TRV Remote Head Adj.	Yes	Comfort Cooled Fresh Air	Central Supply and Extract	5	4	Positive	G4	43	41	0	100	Not Applicable	None	A	80	Presence detection	Floor 0m	See Guidance Notes	Not Applicable		
			Refreshment: Vending Machine	1	3.0	Waiting Room	28	18	Radiant Panels	TRV Remote Head Adj.	Yes	Comfort Cooled Fresh Air	Central Supply and Extract	5	5	Balanced	G4	43	Not Applicable	0	300	Not Applicable	None	A	80	Switch	Floor 0m	See Guidance Notes	Not Applicable		
		Consulting Suite A	Nurse Base	1	2.0	Circulation Areas	28	18	Radiant Panels	TRV Remote Head Adj.	No	None	None	Refer to Guidance Notes	Refer to Guidance Notes	0	0	G4	43	41	0	300	Not Applicable	None	A	80	Switch / Dimmer	Desk 0.75 to 0.85m	See Guidance Notes	Not Applicable	
			WC - Wheelchair accessible	1	4.5	Toilet	28	18	Adjacent Space Transfer Air	None	No	None	None	Central Dirty Extract	0	10	Negative	None	43	41	0	200	Not Applicable	None	A	80	Presence detection	Floor 0m	See Guidance Notes	Not Applicable	
			Physical Measurement	1	3.5	Consulting Room	28	18	Radiant Panels	TRV Remote Head Adj.	Yes	Comfort Cooled Fresh Air	Central Supply and Extract	3	3	Balanced	G4	43	41	0	300	Not Applicable	1000	A	80	Switch	Bed / Trolley 1.45m	See Guidance Notes	1		
			Consult/Examination	15.5	Consulting Room	28	18	Radiant Panels	TRV Remote Head Adj.	Yes	Comfort Cooled Fresh Air	Central Supply and Extract	3	3	Balanced	G4	43	41	0	300	Not Applicable	1000	A	80	Switch	Bed / Trolley 1.45m	See Guidance Notes	1			
			Consult/Multi-Disciplinary	2	24.0	Consulting Room	28	18	Radiant Panels	TRV Remote Head Adj.	Yes	Comfort Cooled Fresh Air	Central Supply and Extract	3	3	Balanced	G4	43	41	0	300	Not Applicable	1000	A	80	Switch	Bed / Trolley 1.45m	See Guidance Notes	1		
			Treatment Room (with prep area)	1	16.0	Treatment Room	28	18	Radiant Panels	TRV Remote Head Adj.	Yes	Comfort Cooled Fresh Air	Central Supply Air	10	0	Positive	F7	43	41	0	500	Not Applicable	1000	A	90	Switch	Bed / Trolley 1.45m	See Guidance Notes	1		
			Phlebotomy Room	1	8.0	Consulting Room	28	18	Radiant Panels	TRV Remote Head Adj.	Yes	Comfort Cooled Fresh Air	Central Supply and Extract	3	3	Balanced	G4	43	41	0	300	Not Applicable	1000	A	80	Switch	Bed / Trolley 1.45m	See Guidance Notes	1		
			Store - Equipment / General	1	6.0	Storage Area Equipment	28	16	Radiant Panels	TRV Remote Head Adj.	No	None	None	Central General Extract	0	3	Negative	None	43	Not Applicable	0	200	Not Applicable	None	A	80	Presence detection	Floor 0m	See Guidance Notes	Not Applicable	
			Sub Waiting Area	1	16.5	Waiting Room	28	18	Radiant Panels	TRV Remote Head Adj.	Yes	Comfort Cooled Fresh Air	Central Supply and Extract	5	5	Balanced	G4	43	Not Applicable	0	300	Not Applicable	None	A	80	Switch	Floor 0m	See Guidance Notes	Not Applicable		
			Consulting Suite B (Pre Admission Clinic)	Nurse Base	1	2.0	Circulation Areas	28	18	Radiant Panels	TRV Remote Head Adj.	No	None	None	Refer to Guidance Notes	Refer to Guidance Notes	0	0	G4	43	41	0	300	Not Applicable	None	A	80	Switch / Dimmer	Desk 0.75 to 0.85m	See Guidance Notes	Not Applicable
				WC - Wheelchair accessible	1	4.5	Consulting Room	28	18	Radiant Panels	TRV Remote Head Adj.	Yes	Comfort Cooled Fresh Air	Central Supply and Extract	3	3	Balanced	G4	43	41	0	300	Not Applicable	1000	A	80	Switch	Bed / Trolley 1.45m	See Guidance Notes	1	
				Physical Measurement	1	3.5	Consulting Room	28	18	Radiant Panels	TRV Remote Head Adj.	Yes	Comfort Cooled Fresh Air	Central Supply and Extract	3	3	Balanced	G4	43	41	0	300	Not Applicable	1000	A	80	Switch	Bed / Trolley 1.45m	See Guidance Notes	1	
				Consult/Examination	4	15.5	Consulting Room	28	18	Radiant Panels	TRV Remote Head Adj.	Yes	Comfort Cooled Fresh Air	Central Supply and Extract	3	3	Balanced	G4	43	41	0	300	Not Applicable	1000	A	80	Switch	Bed / Trolley 1.45m	See Guidance Notes	1	
				Pre Op Clinic Team Office	1	17.0	Cellular / Ward Offices	25	18	Radiant Panels	TRV Remote Head Adj.	Yes	Comfort Cooled Fresh Air	Central Supply and Extract	4	3	Positive	G4	43	Not Applicable	0	300	Not Applicable	None	A	80	Switch	Desk 0.75 to 0.85m	See Guidance Notes	Not Applicable	
				Clean Utility	1	8.0	Clean Utility	28	18	Radiant Panels	TRV Remote Head Adj.	Yes	Comfort Cooled Fresh Air	Central Supply Air	6	0	Positive	G4	43	41	0	150	Not Applicable	None	A	80	Presence detection	General working plane 1m	See Guidance Notes	Not Applicable	
				Dirty Utility: urine test	1	11.0	Dirty utility	28	18	Adjacent Space Transfer Air	None	No	None	None	Central Dirty Extract	0	6	Negative	None	43	60	0	200	Not Applicable	None	A	80	Presence detection	Floor 0m	See Guidance Notes	Not Applicable
				Patient Interview Room	1	9.0	Meeting Room	25	18	Radiant Panels	TRV Remote Head Adj.	Yes	Ceiling Cassette - Chilled Water	Central Supply and Extract	4	4	Balanced	G4	43	Not Applicable	0	300	Not Applicable	None	A	80	Switch	Desk 0.75 to 0.85m	See Guidance Notes	Not Applicable	
				Outpatient Management Office	1	9.0	Cellular / Ward Offices	25	18	Radiant Panels	TRV Remote Head Adj.	Yes	Comfort Cooled Fresh Air	Central Supply and Extract	4	3	Positive	G4	43	Not Applicable	0	300	Not Applicable	None	A	80	Switch	Desk 0.75 to 0.85m	See Guidance Notes	Not Applicable	
		Staff Room		1	12.0	Common room/staff room/lounge	28	18	Radiant Panels	TRV Remote Head Adj.	Yes	Comfort Cooled Fresh Air	Central Supply and Extract	6	8	Negative	G4	43	41	0	300	Not Applicable	None	A	80	Switch	Floor 0m	See Guidance Notes	Not Applicable		
		WC - Staff	2	3.0	Toilet	28	18	Adjacent Space Transfer Air	None	No	None	None	Central Dirty Extract	0	10	Negative	None	43	41	0	200	Not Applicable	None	A	80	Presence detection	Floor 0m	See Guidance Notes	Not Applicable		
		Staff Support Facilities	Store: Clinical Supplies, Equipment & Stationery	1	15.0	Storage Area Equipment	28	16	Radiant Panels	TRV Remote Head Adj.	No	None	None	Central General Extract	0	3	Negative	None	43	Not Applicable	0	200	Not Applicable	None	A	80	Presence detection	Floor 0m	See Guidance Notes	Not Applicable	
			Linen Bay	1	1.5	Circulation Areas	28	18	Radiant Panels	TRV Remote Head Adj.	No	None	None	Refer to Guidance Notes	Refer to Guidance Notes	0	0	G4	43	41	0	300	Not Applicable	None	A	80	Switch / Dimmer	Desk 0.75 to 0.85m	See Guidance Notes	Not Applicable	
			DSR	1	7.0	DSR	28	18	Adjacent Space Transfer Air	None	No	None	None	Central Dirty Extract	0	10	Negative	None	43	Not Applicable	0	100	Not Applicable	None	A	90	Switch	Bed / Trolley 1.45m	See Guidance Notes	Not Applicable	
			NA	Waiting	1	18.0	Waiting Room	28	18	Radiant Panels	TRV Remote Head Adj.	Yes	Comfort Cooled Fresh Air	Central Supply and Extract	5	5	Balanced	G4	43	Not Applicable	0	300	Not Applicable	None	A	80	Switch	Floor 0m	See Guidance Notes	Not Applicable	
				Staff Lockers	1	4.5	Changing Facilities	28	18	Radiant Panels	TRV Remote Head Adj.	Yes	Comfort Cooled Fresh Air	Central Supply and Extract	5	4	Positive	G4	43	41	0	100	Not Applicable	None	A	80	Presence detection	Floor 0m	See Guidance Notes	Not Applicable	
				Reception	1	8.0	Reception	28	18	Radiant Panels	TRV Remote Head Adj.	Yes	Comfort Cooled Fresh Air	Central Supply Air	3	0	Positive	G4	43	Not Applicable	0	300	Not Applicable	None	A	80	Switch	Desk 0.75 to 0.85m	See Guidance Notes	Not Applicable	
			Occupational Therapy	ADL Kitchen	1	22.0	Ward Kitchen	28	18	Adjacent Space Transfer Air	None	No	Ceiling Cassette - Chilled Water	Central General Extract	0	6	Negative	G4	Not Applicable	60	0	300	Not Applicable	None	A	80	Switch	General working plane 1m	See Guidance Notes	Not Applicable	
		WC Bathroom, Shower, WC with hoists		1	13.0	Toilet	28	18	Adjacent Space Transfer Air	None	No	None	None	Central Dirty Extract	0	10	Negative	None	43	41	0	200	Not Applicable	None	A	80	Presence detection	Floor 0m	See Guidance Notes	Not Applicable	
		DCN Therapies	Physiotherapy	Physio Treatment Room	1	15.0	Physiotherapy Studio	28	18	Radiant Panels	TRV Remote Head Adj.	Yes	Comfort Cooled Fresh Air	Central Supply and Extract	5	6	Negative	G4	43	41	0	300	Not Applicable	None	A	80	Switch / Dimmer	Floor 0m	See Guidance Notes	1	
				Multi-Purpose Rehabilitation Room	1	80.0	Physiotherapy Studio	28	18	Radiant Panels	TRV Remote Head Adj.	Yes	Comfort Cooled Fresh Air	Central Supply and Extract	5	6	Negative	G4	43	41	0	300	Not Applicable	None	A	80	Switch / Dimmer	Floor 0m	See Guidance Notes	1	
			Dietetics	Consult/Examination	1	15.5	Consulting Room	28	18	Radiant Panels	TRV Remote Head Adj.	Yes	Comfort Cooled Fresh Air	Central Supply and Extract	3	3	Balanced	G4	43	41	0	300	Not Applicable	1000	A	80	Switch	Bed / Trolley 1.45m	See Guidance Notes	1	
				Distraction Free Treatment Room	2	15.0	Treatment Room	28	18	Radiant Panels	TRV Remote Head Adj.	Yes	Comfort Cooled Fresh Air	Central Supply Air	10	0	Positive	F7	43	41	0	500	Not Applicable	1000	A	90	Switch	Bed / Trolley 1.45m	See Guidance Notes	1	
			Speech & Language Therapy	Store: General/Equipment	1	25.0	Storage Area Equipment	28	16	Radiant Panels	TRV Remote Head Adj.	No	None	None	Central General Extract	0	3	Negative	None	43	Not Applicable	0	200	Not Applicable	None	A	80	Presence detection	Floor 0m	See Guidance Notes	Not Applicable
				Store: General/Equipment	1	20.0	Storage Area Equipment	28	16	Radiant Panels	TRV Remote Head Adj.	No	None	None	Central General Extract	0	3	Negative	None	43	Not Applicable	0	200	Not Applicable	None	A	80	Presence detection	Floor 0m	See Guidance Notes	Not Applicable
				Store: General/Equipment	1	5.0	Storage Area Equipment	28	16	Radiant Panels	TRV Remote Head Adj.	No	None	None	Central General Extract	0	3	Negative	None	43	Not Applicable	0	200	Not Applicable	None	A	80	Presence detection	Floor 0m	See Guidance Notes	Not Applicable
				Changing Cubicles	4	4.0	Changing Facilities	28	18	Radiant Panels	TRV Remote Head Adj.	Yes	Comfort Cooled Fresh Air	Central Supply and Extract	5	4	Positive	G4	43	41	0	100	Not Applicable	None	A	80	Presence detection	Floor 0m	See Guidance Notes	Not Applicable	
				Staff Office	1	65.6	Cellular / Ward Offices	25	18	Radiant Panels	TRV Remote Head Adj.	Yes	Comfort Cooled Fresh Air	Central Supply and Extract	4	3	Positive	G4	43	Not Applicable	0	300	Not Applicable	None	A	80	Switch	Desk 0.75 to 0.85m	See Guidance Notes	Not Applicable	
				Interview Room	2	9.0	Meeting Room	25	18	Radiant Panels	TRV Remote Head Adj.	Yes	Ceiling Cassette - Chilled Water	Central Supply and Extract	4	4	Balanced	G4	43	Not Applicable	0	300	Not Applicable	None	A	80	Switch	Desk 0.75 to 0.85m	See Guidance Notes	Not Applicable	
Programmed Investigations Unit	NA		Waiting area: 4 & 2 wheelchairs	1	17.0	Waiting Room	28	18	Radiant Panels	TRV Remote Head Adj.	Yes	Comfort Cooled Fresh Air	Central Supply and Extract	5	5	Balanced	G4	43	Not Applicable	0	300	Not Applicable	None	A	80	Switch	Floor 0m	See Guidance Notes	Not Applicable		
			Treatment Area	1	45.0	Treatment Room	28	18	Radiant Panels	TRV Remote Head Adj.	Yes	Comfort Cooled Fresh Air	Central Supply Air	10	0	Positive	F7	43	41	0	500	Not Applicable	1000	A	90	Switch	Bed / Trolley 1.45m	See Guidance Notes	1		
		Treatment Room	1	16.0	Treatment Room	28	18	Radiant Panels	TRV Remote Head Adj.	Yes	Comfort Cooled Fresh Air	Central Supply Air	10	0	Positive	F7	43	41	0	500	Not Applicable	1000	A	90	Switch	Bed / Trolley 1.45m	See Guidance Notes	1			
DCN Neurophysiology	NA	Waiting Area (DCN)	1	15.0	Waiting Room	28	18	Radiant Panels	TRV Remote																						

Dept Code	Dept Name	Department Sub Group	Room Name	Qty	Area (m2)	Room Function	Temperature		Heating		Cooling Present	Cooling Type	Ventilation					Safety temperatures		Safety Notes	Lighting					Notes	Medical Location Group			
							Design Maximum deg C	Design Minimum deg C	Type	Control			Type	Supply ac/hr	Extract ac/hr	Relative Pressure	Min Filtration	Surface deg C	Water deg C		Normal lux	Night lux	Local lux	Standby Grade	Colour Rendering			Control	Plane	
N1	DCN Entrance	NA	Reception / Information Desk	1	6.0	Reception	28	18	Radiant Panels	TRV Remote Head Adj.	Yes	Comfort Cooled Fresh Air	Central Supply Air	3	0	Positive	G4	43	Not Applicable	0	300	Not Applicable	None	A	80	Switch	Desk 0.75 to 0.85m	See Guidance Notes	Not Applicable	
			Draft Lobby	1	9.0	Circulation Areas - Entrance Lobby	28	Not Controlled	Warm Air Door Curtain	BMS Adjustable Sensor	No	None	None	0	0	Balanced	None	Not Applicable	Not Applicable	0	200	Not Applicable	None	A	80	Presence detection	Floor 0m	See Guidance Notes	Not Applicable	
			Waiting Area	1	8.0	Waiting Room	28	18	Radiant Panels	TRV Remote Head Adj.	Yes	Comfort Cooled Fresh Air	Central Supply and Extract	5	5	Balanced	G4	43	Not Applicable	0	300	Not Applicable	None	A	80	Switch	Floor 0m	See Guidance Notes	Not Applicable	
			Vending Machine	1	3.0	Circulation Areas	28	18	Radiant Panels	TRV Remote Head Adj.	No	None	None	Refer to Guidance Notes	Refer to Guidance Notes	0	G4	43	41	0	300	Not Applicable	None	A	80	Switch / Dimmer	Desk 0.75 to 0.85m	See Guidance Notes	Not Applicable	
			WC - Visitors	1	3.0	Toilet	28	18	Adjacent Space Transfer Air	None	No	None	None	Central Dirty Extract	0	10	Negative	None	43	41	0	200	Not Applicable	None	A	80	Presence detection	Floor 0m	See Guidance Notes	Not Applicable
			Wheelchair Bay	1	6.0	Circulation Equipment Storage Bays	28	16	Adjacent Space Transfer Air	None	No	None	None	Central General Extract	0	3	Negative	None	43	Not Applicable	0	200	Not Applicable	None	A	80	Presence detection	Floor 0m	See Guidance Notes	Not Applicable
			WC - Wheelchair accessible	1	4.5	Toilet	28	18	Adjacent Space Transfer Air	None	No	None	None	Central Dirty Extract	0	10	Negative	None	43	41	0	200	Not Applicable	None	A	80	Presence detection	Floor 0m	See Guidance Notes	Not Applicable
			Staff Room	1	34.0	Common room/staff room/lounge	28	18	Radiant Panels	TRV Remote Head Adj.	Yes	Comfort Cooled Fresh Air	Central Supply and Extract	6	8	Negative	G4	43	41	0	300	Not Applicable	None	A	80	Switch	Floor 0m	See Guidance Notes	Not Applicable	
			Grab & Go	1	20.0	Common room/staff room/lounge	28	18	Radiant Panels	TRV Remote Head Adj.	Yes	Comfort Cooled Fresh Air	Central Supply and Extract	6	8	Negative	G4	43	41	0	300	Not Applicable	None	A	80	Switch	Floor 0m	See Guidance Notes	Not Applicable	
N2	DCN Wards / Health Records Support - (N2)	NA	Disposal Hold (small)	1	4.0	Disposal Hold	28	18	Adjacent Space Transfer Air	None	No	None	Central Dirty Extract	0	10	Negative	None	43	Not Applicable	0	100	Not Applicable	None	A	90	Switch	Bed / Trolley 1.45m	See Guidance Notes	Not Applicable	

Notes

- a) Linen Bay recess to be treated as part of room.
- b) Mobile Equipment Bay Recess to be treated as part of room
- c) Recess Trolley Area Recess to be treated as part of room
- d) Consult Exam Room - note 10ac/hr not allowed for unless room title listed as Treatment Room.
- e) Reception & Waiting Combined
- f) Internal Temperatures should not exceed 28 deg C (db) for more than 50hrs per year
- g) Offices assumed to have openable windows without 100mm restrictors for natural ventilation .
- h) Staff Rest assumed to have openable windows without 100mm restrictors for natural ventilation and occupancy factor of 0.8.

Dept Code	Dept Name	Department Sub Group	Room Name	Qty	Area (m2)	Room Function	Temperature		Heating		Cooling Present	Cooling Type	Ventilation				Safety temperatures		Safety Notes	Lighting					Notes	Medical Location Group				
							Design Maximum deg C	Design Minimum deg C	Type	Control			Type	Supply ac/hr	Extract ac/hr	Relative Pressure	Min Filtration	Surface deg C		Water deg C	Normal lux	Night lux	Local lux	Standby Grade			Colour Rendering	Control	Plane	
P1	Operating Theatres & RHSC Surgical Day Case Unit	RHSC Staff Entrance	Staff Reception / Office / Control Base	1	20.0	Reception	28	18	Radiant Panels	TRV Remote Head Adj.	Yes	Comfort Cooled Fresh Air	Central Supply Air	3	0	Positive	G4	43	Not Applicable	0	300	Not Applicable	None	A	80	Switch	Desk 0.75 to 0.85m	See Guidance Notes	Not Applicable	
			RHSC Day Case Entrance and Reception	Reception	1	8.0	Reception	28	18	Radiant Panels	TRV Remote Head Adj.	Yes	Comfort Cooled Fresh Air	Central Supply Air	3	0	Positive	G4	43	Not Applicable	0	300	Not Applicable	None	A	80	Switch	Desk 0.75 to 0.85m	See Guidance Notes	Not Applicable
				General Office	1	14.5	Cellular / Ward Offices	25	18	Radiant Panels	TRV Remote Head Adj.	Yes	Comfort Cooled Fresh Air	Central Supply and Extract	4	3	Positive	G4	43	Not Applicable	0	300	Not Applicable	None	A	80	Switch	Desk 0.75 to 0.85m	See Guidance Notes	Not Applicable
				Main Waiting/Play Area	1	50.0	Waiting Room	28	18	Radiant Panels	TRV Remote Head Adj.	Yes	Comfort Cooled Fresh Air	Central Supply and Extract	5	5	Balanced	G4	43	Not Applicable	0	300	Not Applicable	None	A	80	Switch	Floor 0m	See Guidance Notes	Not Applicable
				WC - Wheelchair accessible	3	4.5	Toilet	28	18	Adjacent Space Transfer Air	None	No	None	Central Dirty Extract	0	10	Negative	None	43	41	0	200	Not Applicable	None	A	80	Presence detection	Floor 0m	See Guidance Notes	Not Applicable
				Single Rooms ensuite	3	15.0	Bathroom	28	18	Adjacent Space Transfer Air	None	No	None	Central Dirty Extract	0	10	Negative	None	43	41	0	200	Not Applicable	None	A	80	Presence detection	Floor 0m	See Guidance Notes	Not Applicable
				En Suite WC / WHB	3	4.5	Toilet	28	18	Adjacent Space Transfer Air	None	No	None	Central Dirty Extract	0	10	Negative	None	43	41	0	200	Not Applicable	None	A	80	Presence detection	Floor 0m	See Guidance Notes	Not Applicable
				Changing Cubicles	3	4.0	Changing Facilities	28	18	Radiant Panels	TRV Remote Head Adj.	Yes	Comfort Cooled Fresh Air	Central Supply and Extract	5	4	Positive	G4	43	41	0	100	Not Applicable	None	A	80	Presence detection	Floor 0m	See Guidance Notes	Not Applicable
				Locker Bay	1	13.0	Changing Facilities	28	18	Radiant Panels	TRV Remote Head Adj.	Yes	Comfort Cooled Fresh Air	Central Supply and Extract	5	4	Positive	G4	43	41	0	100	Not Applicable	None	A	80	Presence detection	Floor 0m	See Guidance Notes	Not Applicable
				Interview Rooms	2	12.0	Meeting Room	25	18	Radiant Panels	TRV Remote Head Adj.	Yes	Ceiling Cassette - Chilled Water	Central Supply and Extract	4	4	Balanced	G4	43	Not Applicable	0	300	Not Applicable	None	A	80	Switch	Desk 0.75 to 0.85m	See Guidance Notes	Not Applicable
		Consult/Examination		2	15.5	Consulting Room	28	18	Radiant Panels	TRV Remote Head Adj.	Yes	Comfort Cooled Fresh Air	Central Supply and Extract	3	3	Balanced	G4	43	41	0	300	Not Applicable	1000	A	80	Switch	Bed / Trolley 1.45m	See Guidance Notes	1	
		Physical Measurement Bay	1	3.5	Consulting Room	28	18	Radiant Panels	TRV Remote Head Adj.	Yes	Comfort Cooled Fresh Air	Central Supply and Extract	3	3	Balanced	G4	43	41	0	300	Not Applicable	1000	A	80	Switch	Bed / Trolley 1.45m	See Guidance Notes	1		
		DCN Entrance, Reception & Waiting Facilities with Admissions Suite	Reception, administration office & communication base: 4 staff	1	24.0	Reception	28	18	Radiant Panels	TRV Remote Head Adj.	Yes	Comfort Cooled Fresh Air	Central Supply Air	3	0	Positive	G4	43	Not Applicable	0	300	Not Applicable	None	A	80	Switch	Desk 0.75 to 0.85m	See Guidance Notes	Not Applicable	
			Duty room: 2 porters	1	5.0	Cellular / Ward Offices	25	18	Radiant Panels	TRV Remote Head Adj.	Yes	Comfort Cooled Fresh Air	Central Supply and Extract	4	3	Positive	G4	43	Not Applicable	0	300	Not Applicable	None	A	80	Switch	Desk 0.75 to 0.85m	See Guidance Notes	Not Applicable	
			Admissions Lounge	1	36.0	Common room/staff room/lounge	28	18	Radiant Panels	TRV Remote Head Adj.	Yes	Comfort Cooled Fresh Air	Central Supply and Extract	6	8	Negative	G4	43	41	0	300	Not Applicable	None	A	80	Switch	Floor 0m	See Guidance Notes	Not Applicable	
			Inpatient Holding Bays (Bed)	2	8.0	Recovery Bay / Recovery Room	28	20	Radiant Panels	TRV Remote Head Adj.	Yes	Comfort Cooled Fresh Air	Central Supply and Extract	4	0	Positive	G4	43	41	0	500	Not Applicable	1000	A	80	Switch / Dimmer	Bed / Trolley 1.45m	See Guidance Notes	1	
			Inpatient Holding Bays (Chair)	2	4.0	Recovery Bay / Recovery Room	28	20	Radiant Panels	TRV Remote Head Adj.	Yes	Comfort Cooled Fresh Air	Central Supply and Extract	4	0	Positive	G4	43	41	0	500	Not Applicable	1000	A	80	Switch / Dimmer	Bed / Trolley 1.45m	See Guidance Notes	1	
			WC & handwash: accessible, wheelchair assisted	1	4.5	Toilet	28	18	Adjacent Space Transfer Air	None	No	None	Central Dirty Extract	0	10	Negative	None	43	41	0	200	Not Applicable	None	A	80	Presence detection	Floor 0m	See Guidance Notes	Not Applicable	
			Consulting, examination & changing room	3	15.5	Consulting Room	28	18	Radiant Panels	TRV Remote Head Adj.	Yes	Comfort Cooled Fresh Air	Central Supply and Extract	3	3	Balanced	G4	43	41	0	300	Not Applicable	1000	A	80	Switch	Bed / Trolley 1.45m	See Guidance Notes	1	
			Interview, counselling & quiet room: 5 persons	1	9.0	Meeting Room	25	18	Radiant Panels	TRV Remote Head Adj.	Yes	Ceiling Cassette - Chilled Water	Central Supply and Extract	4	4	Balanced	G4	43	Not Applicable	0	300	Not Applicable	None	A	80	Switch	Desk 0.75 to 0.85m	See Guidance Notes	Not Applicable	
			Changing Cubicle	1	4.0	Changing Facilities	28	18	Radiant Panels	TRV Remote Head Adj.	Yes	Comfort Cooled Fresh Air	Central Supply and Extract	5	4	Positive	G4	43	41	0	100	Not Applicable	None	A	80	Presence detection	Floor 0m	See Guidance Notes	Not Applicable	
			WC & handwash: accessible, wheelchair assisted	1	4.5	Toilet	28	18	Adjacent Space Transfer Air	None	No	None	Central Dirty Extract	0	10	Negative	None	43	41	0	200	Not Applicable	None	A	80	Presence detection	Floor 0m	See Guidance Notes	Not Applicable	
		RHSC Pre Theatre Admissions Suite	Immediate Pre Theatre Wait	1	50.0	Waiting Room	28	18	Radiant Panels	TRV Remote Head Adj.	Yes	Comfort Cooled Fresh Air	Central Supply and Extract	5	5	Balanced	G4	43	Not Applicable	0	300	Not Applicable	None	A	80	Switch	Floor 0m	See Guidance Notes	Not Applicable	
			WC - Wheelchair accessible	3	4.5	Toilet	28	18	Adjacent Space Transfer Air	None	No	None	Central Dirty Extract	0	10	Negative	None	43	41	0	200	Not Applicable	None	A	80	Presence detection	Floor 0m	See Guidance Notes	Not Applicable	
		Operating Theatre Suite	Anaesthetic Room	8	19.0	Operating Theatre Suite	25	18	Warm Air - Reheat Battery	BMS Adjustable Sensor	Yes	Comfort Cooled Fresh Air	In line with SHTM 03-01	In line with SHTM 03-01	0	F7	43	Not Applicable	0	500	Not Applicable	10,000 - 100,000	A	80	Switch	Floor 0m	See Guidance Notes	2		
			Anaesthetic room: emergency operations	1	29.0	Operating Theatre Suite	25	18	Warm Air - Reheat Battery	BMS Adjustable Sensor	Yes	Comfort Cooled Fresh Air	In line with SHTM 03-01	In line with SHTM 03-01	0	F7	43	Not Applicable	0	500	Not Applicable	10,000 - 100,000	A	80	Switch	Floor 0m	See Guidance Notes	2		
			Operating Theatre	9	55.0	Operating Theatre Suite	25	18	Warm Air - Reheat Battery	BMS Adjustable Sensor	Yes	Comfort Cooled Fresh Air	In line with SHTM 03-01	In line with SHTM 03-01	0	F7	43	Not Applicable	0	500	Not Applicable	10,000 - 100,000	A	80	Switch	Floor 0m	See Guidance Notes	2		
			Minor Procedures Room	1	19.0	Operating Theatre Suite	25	18	Warm Air - Reheat Battery	BMS Adjustable Sensor	Yes	Comfort Cooled Fresh Air	In line with SHTM 03-01	In line with SHTM 03-01	0	F7	43	Not Applicable	0	500	Not Applicable	10,000 - 100,000	A	80	Switch	Floor 0m	See Guidance Notes	2		
			Scrub-up (single)	9	11.0	Operating Theatre Suite	25	18	Warm Air - Reheat Battery	BMS Adjustable Sensor	Yes	Comfort Cooled Fresh Air	In line with SHTM 03-01	In line with SHTM 03-01	0	F7	43	Not Applicable	0	500	Not Applicable	10,000 - 100,000	A	80	Switch	Floor 0m	See Guidance Notes	2		
			Preparation Room	9	12.0	Operating Theatre Suite	25	18	Warm Air - Reheat Battery	BMS Adjustable Sensor	Yes	Comfort Cooled Fresh Air	In line with SHTM 03-01	In line with SHTM 03-01	0	F7	43	Not Applicable	0	500	Not Applicable	10,000 - 100,000	A	80	Switch	Floor 0m	See Guidance Notes	2		
			Utility Room	5	14.0	Operating Theatre Suite	25	18	Warm Air - Reheat Battery	BMS Adjustable Sensor	Yes	Comfort Cooled Fresh Air	In line with SHTM 03-01	In line with SHTM 03-01	0	F7	43	Not Applicable	0	500	Not Applicable	10,000 - 100,000	A	80	Switch	Floor 0m	See Guidance Notes	2		
			Exit Bay	5	12.0	Operating Theatre Suite	25	18	Warm Air - Reheat Battery	BMS Adjustable Sensor	Yes	Comfort Cooled Fresh Air	In line with SHTM 03-01	In line with SHTM 03-01	0	F7	43	Not Applicable	0	500	Not Applicable	10,000 - 100,000	A	80	Switch	Floor 0m	See Guidance Notes	2		
			Burns Bathroom	1	20.0	Operating Theatre Suite	25	18	Warm Air - Reheat Battery	BMS Adjustable Sensor	Yes	Comfort Cooled Fresh Air	In line with SHTM 03-01	In line with SHTM 03-01	0	F7	43	Not Applicable	0	500	Not Applicable	10,000 - 100,000	A	80	Switch	Floor 0m	See Guidance Notes	2		
			Intra Operative MRI	MRI Room	1	45.0	Diagnostic room	25	18	Warm Air - Reheat Battery	BMS Adjustable Sensor	Yes	Comfort Cooled Fresh Air	Central Supply and Extract	8	8	Balanced	F7	43	41	0	300	Not Applicable	1000	A	80	Switch / Dimmer	General working plane 1m	See Guidance Notes	1
		Control Room - MRI		1	16.0	Cellular / Ward Offices	25	18	Radiant Panels	TRV Remote Head Adj.	Yes	Comfort Cooled Fresh Air	Central Supply and Extract	4	3	Positive	G4	43	Not Applicable	0	300	Not Applicable	None	A	80	Switch	Desk 0.75 to 0.85m	See Guidance Notes	Not Applicable	
		Equipment Room - MRI		1	16.0	Storage Area Equipment	28	16	Radiant Panels	TRV Remote Head Adj.	No	None	Central General Extract	0	3	Negative	None	43	Not Applicable	0	200	Not Applicable	None	A	80	Presence detection	Floor 0m	See Guidance Notes	Not Applicable	
		Trolley Bay		2	4.0	Circulation Equipment Storage Bays	28	16	Adjacent Space Transfer Air	None	No	None	Central General Extract	0	3	Negative	None	43	Not Applicable	0	200	Not Applicable	None	A	80	Presence detection	Floor 0m	See Guidance Notes	Not Applicable	
		Sub-Wait Area		1	4.5	Waiting Room	28	18	Radiant Panels	TRV Remote Head Adj.	Yes	Comfort Cooled Fresh Air	Central Supply and Extract	5	5	Balanced	G4	43	Not Applicable	0	300	Not Applicable	None	A	80	Switch	Floor 0m	See Guidance Notes	Not Applicable	
		WC Accessible		1	4.5	Toilet	28	18	Adjacent Space Transfer Air	None	No	None	Central Dirty Extract	0	10	Negative	None	43	41	0	200	Not Applicable	None	A	80	Presence detection	Floor 0m	See Guidance Notes	Not Applicable	
		Preparation Room		1	14.0	Operating Theatre Suite	25	18	Warm Air - Reheat Battery	BMS Adjustable Sensor	Yes	Comfort Cooled Fresh Air	In line with SHTM 03-01	In line with SHTM 03-01	0	F7	43	Not Applicable	0	500	Not Applicable	10,000 - 100,000	A	80	Switch	Floor 0m	See Guidance Notes	2		
		Digital Angiography	Anaesthetic Room	1	19.0	Operating Theatre Suite	25	18	Warm Air - Reheat Battery	BMS Adjustable Sensor	Yes	Comfort Cooled Fresh Air	In line with SHTM 03-01	In line with SHTM 03-01	0	F7	43	Not Applicable	0	500	Not Applicable	10,000 - 100,000	A	80	Switch	Floor 0m	See Guidance Notes	2		
			Angiography Procedures Room	1	55.0	Operating Theatre Suite	25	18	Warm Air - Reheat Battery	BMS Adjustable Sensor	Yes	Comfort Cooled Fresh Air	In line with SHTM 03-01	In line with SHTM 03-01	0	F7	43	Not Applicable	0	500	Not Applicable	10,000 - 100,000	A	80	Switch	Floor 0m	See Guidance Notes	2		
			Angiography Procedures Control Room	1	16.0	Operating Theatre Suite	25	18	Warm Air - Reheat Battery	BMS Adjustable Sensor	Yes	Comfort Cooled Fresh Air	In line with SHTM 03-01	In line with SHTM 03-01	0	F7	43	Not Applicable	0	500	Not Applicable	10,000 - 100,000	A	80	Switch	Floor 0m	See Guidance Notes	2		
			Angiography Procedures Machine Room	1	16.0	Operating Theatre Suite	25	18	Warm Air - Reheat Battery	BMS Adjustable Sensor	Yes	Comfort Cooled Fresh Air	In line with SHTM 03-01	In line with SHTM 03-01	0	F7	43	Not Applicable	0	500	Not Applicable	10,000 - 100,000	A	80	Switch	Floor 0m	See Guidance Notes	2		
			Preparation Room	1	12.0	Operating Theatre Suite	25	18	Warm Air - Reheat Battery	BMS Adjustable Sensor	Yes	Comfort Cooled Fresh Air	In line with SHTM 03-01	In line with SHTM 03-01	0	F7	43	Not Applicable	0	500	Not Applicable	10,000 - 100,000	A	80	Switch	Floor 0m	See Guidance Notes	2		
			Sterile Supplies Store	1	12.0	Clean Utility	28	18	Radiant Panels	TRV Remote Head Adj.	Yes	Comfort Cooled Fresh Air	Central Supply Air	6	0	Positive	G4	43	41	0	150	Not Applicable	None	A	80	Presence detection	General working plane 1m	See Guidance Notes	Not Applicable	
		Support Space	X-Ray/Ultrasound Bay	1	4.0	Circulation Equipment Storage Bays	28	16	Adjacent Space Transfer Air	None	No	None	Central General Extract	0	3	Negative	None	43	Not Applicable	0	200	Not Applicable	None	A	80	Presence detection	Floor 0m	See Guidance Notes	Not Applicable	
			Image Intensifier Bay	3	4.0	Circulation Equipment Storage Bays	28																							

Dept Code	Dept Name	Department Sub Group	Room Name	Qty	Area (m2)	Room Function	Temperature		Heating		Cooling Present	Cooling Type	Ventilation				Safety temperatures		Safety Notes	Lighting					Notes	Medical Location Group			
							Design Maximum deg C	Design Minimum deg C	Type	Control			Type	Supply ac/hr	Extract ac/hr	Relative Pressure	Min Filtration	Surface deg C		Water deg C	Normal lux	Night lux	Local lux	Standby Grade			Colour Rendering	Control	Plane
			Parking bay: fibre optic bronchoscope light source trolley DCN	1	1.0	Circulation Equipment Storage Bays	28	16	Adjacent Space Transfer Air	None	No	None	Central General Extract	0	3	Negative	None	43	Not Applicable	0	200	Not Applicable	None	A	80	Presence detection	Floor 0m	See Guidance Notes	Not Applicable
			Trolley Holding Bay Clean	1	12.0	Circulation Equipment Storage Bays	28	16	Adjacent Space Transfer Air	None	No	None	Central General Extract	0	3	Negative	None	43	Not Applicable	0	200	Not Applicable	None	A	80	Presence detection	Floor 0m	See Guidance Notes	Not Applicable
			IPS Room	1	1.5	IPS Room	Manufacturer Dependant	Manufacturer Dependant	Adjacent Space Transfer Air	None	No	None	None	0	3	Negative	None	43	Not Applicable	0	200	Not Applicable	None	A	80	Switch	Floor 0m	See Guidance Notes	Not Applicable
			IPS Room	1	1.8	IPS Room	Manufacturer Dependant	Manufacturer Dependant	Adjacent Space Transfer Air	None	No	None	None	0	3	Negative	None	43	Not Applicable	0	200	Not Applicable	None	A	80	Switch	Floor 0m	See Guidance Notes	Not Applicable
			Trolley Holding Bay Dirty	2	6.0	Circulation Equipment Storage Bays	28	16	Adjacent Space Transfer Air	None	No	None	Central General Extract	0	3	Negative	None	43	Not Applicable	0	200	Not Applicable	None	A	80	Presence detection	Floor 0m	See Guidance Notes	Not Applicable
			Laser Printer/CR Room DCN	1	15.0	Cellular / Ward Offices	25	18	Radiant Panels	TRV Remote Head Adj.	Yes	Comfort Cooled Fresh Air	Central Supply and Extract	4	3	Positive	G4	43	Not Applicable	0	300	Not Applicable	None	A	80	Switch	Desk 0.75 to 0.85m	See Guidance Notes	Not Applicable
		RHSC Patient Pre-Discharge Areas	Post Anaesthetic Recovery	1	145.8	Recovery Bay / Recovery Room	28	20	Radiant Panels	TRV Remote Head Adj.	Yes	Comfort Cooled Fresh Air	Central Supply and Extract	4	0	Positive	G4	43	41	0	500	Not Applicable	1000	A	80	Switch / Dimmer	Bed / Trolley 1.45m	See Guidance Notes	1
			Recovery Staff Base	1	12.0	Cellular / Ward Offices	25	18	Radiant Panels	TRV Remote Head Adj.	Yes	Comfort Cooled Fresh Air	Central Supply and Extract	4	3	Positive	G4	43	Not Applicable	0	300	Not Applicable	None	A	80	Switch	Desk 0.75 to 0.85m	See Guidance Notes	Not Applicable
			Distressed Parents Lobby	1	2.0	Waiting Rooms	28	18	Radiant Panels	TRV Remote Head Adj.	Yes	Comfort Cooled Fresh Air	Central Supply and Extract	5	5	Balanced	G4	43	Not Applicable	0	300	Not Applicable	None	A	80	Switch	Floor 0m	See Guidance Notes	Not Applicable
			Recovery Clean Utility	1	12.0	Clean Utility	28	18	Radiant Panels	TRV Remote Head Adj.	Yes	Comfort Cooled Fresh Air	Central Supply Air	6	0	Positive	G4	43	41	0	150	Not Applicable	None	A	80	Presence detection	General working plane 1m	See Guidance Notes	Not Applicable
			Recovery Dirty Utility	1	14.0	Dirty utility	28	18	Adjacent Space Transfer Air	None	No	None	Central Dirty Extract	0	6	Negative	None	43	60	0	200	Not Applicable	None	A	80	Presence detection	Floor 0m	See Guidance Notes	Not Applicable
			SDCU Dispensary	1	8.0	Clean Utility	28	18	Radiant Panels	TRV Remote Head Adj.	Yes	Comfort Cooled Fresh Air	Central Supply Air	6	0	Positive	G4	43	41	0	150	Not Applicable	None	A	80	Presence detection	General working plane 1m	See Guidance Notes	Not Applicable
			SDCU Recovery	1	110.0	Recovery Bay / Recovery Room	28	20	Radiant Panels	TRV Remote Head Adj.	Yes	Comfort Cooled Fresh Air	Central Supply and Extract	4	0	Positive	G4	43	41	0	500	Not Applicable	1000	A	80	Switch / Dimmer	Bed / Trolley 1.45m	See Guidance Notes	1
			SDCU Discharge Lounge	1	40.0	Common room/staff room/lounge	28	18	Radiant Panels	TRV Remote Head Adj.	Yes	Comfort Cooled Fresh Air	Central Supply and Extract	6	8	Negative	G4	43	41	0	300	Not Applicable	None	A	80	Switch	Floor 0m	See Guidance Notes	Not Applicable
			Pantry (DCU)	1	8.0	Pantry	28	18	Radiant Panels	TRV Remote Head Adj.	Yes	Comfort Cooled Fresh Air	Central Supply and Extract	6	8	Negative	G4	43	41	0	300	Not Applicable	None	A	80	Switch	Floor 0m	See Guidance Notes	Not Applicable
			SDCU Post Op Staff Base/Utility	1	10.0	Circulation Areas	28	18	Radiant Panels	TRV Remote Head Adj.	No	None	None	Refer to Guidance Notes	Refer to Guidance Notes	0	G4	43	41	0	300	Not Applicable	None	A	80	Switch / Dimmer	Desk 0.75 to 0.85m	See Guidance Notes	Not Applicable
			Wheelchair Parking Bay	1	1.5	Circulation Equipment Storage Bays	28	16	Adjacent Space Transfer Air	None	No	None	Central General Extract	0	3	Negative	None	43	Not Applicable	0	200	Not Applicable	None	A	80	Presence detection	Floor 0m	See Guidance Notes	Not Applicable
			Interview Room - DCU	2	9.0	Meeting Room	25	18	Radiant Panels	TRV Remote Head Adj.	Yes	Ceiling Cassette - Chilled Water	Central Supply and Extract	4	4	Balanced	G4	43	Not Applicable	0	300	Not Applicable	None	A	80	Switch	Desk 0.75 to 0.85m	See Guidance Notes	Not Applicable
			Charge Nurse's Office (SDCU)	1	9.0	Cellular / Ward Offices	25	18	Radiant Panels	TRV Remote Head Adj.	Yes	Comfort Cooled Fresh Air	Central Supply and Extract	4	3	Positive	G4	43	Not Applicable	0	300	Not Applicable	None	A	80	Switch	Desk 0.75 to 0.85m	See Guidance Notes	Not Applicable
			WC - Patients	1	3.0	Toilet	28	18	Adjacent Space Transfer Air	None	No	None	Central Dirty Extract	0	10	Negative	None	43	41	0	200	Not Applicable	None	A	80	Presence detection	Floor 0m	See Guidance Notes	Not Applicable
		WC - Wheelchair accessible	1	4.5	Toilet	28	18	Adjacent Space Transfer Air	None	No	None	Central Dirty Extract	0	10	Negative	None	43	41	0	200	Not Applicable	None	A	80	Presence detection	Floor 0m	See Guidance Notes	Not Applicable	
		DCN Recovery Unit or Post Anaesthetic Care Unit (PACU) Facilities	Recovery bay: post anaesthetic, 1 place	6	13.5	Recovery Bay / Recovery Room	28	20	Radiant Panels	TRV Remote Head Adj.	Yes	Comfort Cooled Fresh Air	Central Supply and Extract	4	0	Positive	G4	43	41	0	500	Not Applicable	1000	A	80	Switch / Dimmer	Bed / Trolley 1.45m	See Guidance Notes	1
			Recovery room: post anaesthetic, 1 place	2	26.0	Recovery Bay / Recovery Room	28	20	Radiant Panels	TRV Remote Head Adj.	Yes	Comfort Cooled Fresh Air	Central Supply and Extract	4	0	Positive	G4	43	41	0	500	Not Applicable	1000	A	80	Switch / Dimmer	Bed / Trolley 1.45m	See Guidance Notes	1
			Staff & communication base, enclosed: 3 staff	1	12.0	Cellular / Ward Offices	25	18	Radiant Panels	TRV Remote Head Adj.	Yes	Comfort Cooled Fresh Air	Central Supply and Extract	4	3	Positive	G4	43	Not Applicable	0	300	Not Applicable	None	A	80	Switch	Desk 0.75 to 0.85m	See Guidance Notes	Not Applicable
			Clean Utility	1	12.0	Clean Utility	28	18	Radiant Panels	TRV Remote Head Adj.	Yes	Comfort Cooled Fresh Air	Central Supply Air	6	0	Positive	G4	43	41	0	150	Not Applicable	None	A	80	Presence detection	General working plane 1m	See Guidance Notes	Not Applicable
		Staff Facilities	Dirty Utility: bedpan disposal & urine test	1	14.0	Dirty utility	28	18	Adjacent Space Transfer Air	None	No	None	Central Dirty Extract	0	6	Negative	None	43	60	0	200	Not Applicable	None	A	80	Presence detection	Floor 0m	See Guidance Notes	Not Applicable
			Staff Room	1	60.0	Common room/staff room/lounge	28	18	Radiant Panels	TRV Remote Head Adj.	Yes	Comfort Cooled Fresh Air	Central Supply and Extract	6	8	Negative	G4	43	41	0	300	Not Applicable	None	A	80	Switch	Floor 0m	See Guidance Notes	Not Applicable
			Dictation/ 1:1/Phone Booth	4	4.2	Circulation Phone Booth	28	18	Radiant Panels	TRV Remote Head Adj.	No	None	Central Supply and Extract	0	0	Balanced	G4	43	41	0	200	Not Applicable	None	A	80	Switch / Dimmer	Desk 0.75 to 0.85m	See Guidance Notes	Not Applicable
			Theatres	1	9.0	Cellular / Ward Offices	25	18	Radiant Panels	TRV Remote Head Adj.	Yes	Comfort Cooled Fresh Air	Central Supply and Extract	4	3	Positive	G4	43	Not Applicable	0	300	Not Applicable	None	A	80	Switch	Desk 0.75 to 0.85m	See Guidance Notes	Not Applicable
			Office - Staff	1	16.0	Cellular / Ward Offices	25	18	Radiant Panels	TRV Remote Head Adj.	Yes	Comfort Cooled Fresh Air	Central Supply and Extract	4	3	Positive	G4	43	Not Applicable	0	300	Not Applicable	None	A	80	Switch	Desk 0.75 to 0.85m	See Guidance Notes	Not Applicable
			Charge Nurse Office	1	9.0	Cellular / Ward Offices	25	18	Radiant Panels	TRV Remote Head Adj.	Yes	Comfort Cooled Fresh Air	Central Supply and Extract	4	3	Positive	G4	43	Not Applicable	0	300	Not Applicable	None	A	80	Switch	Desk 0.75 to 0.85m	See Guidance Notes	Not Applicable
			WC-Staff	2	3.0	Toilet	28	18	Adjacent Space Transfer Air	None	No	None	Central Dirty Extract	0	10	Negative	None	43	41	0	200	Not Applicable	None	A	80	Presence detection	Floor 0m	See Guidance Notes	Not Applicable
			Male Staff Changing and Lockers	1	60.0	Changing Facilities	28	18	Radiant Panels	TRV Remote Head Adj.	Yes	Comfort Cooled Fresh Air	Central Supply and Extract	5	4	Positive	G4	43	41	0	100	Not Applicable	None	A	80	Presence detection	Floor 0m	See Guidance Notes	Not Applicable
			Female Staff Changing and Lockers	1	70.0	Changing Facilities	28	18	Radiant Panels	TRV Remote Head Adj.	Yes	Comfort Cooled Fresh Air	Central Supply and Extract	5	4	Positive	G4	43	41	0	100	Not Applicable	None	A	80	Presence detection	Floor 0m	See Guidance Notes	Not Applicable
			Footwear Machine Washing Area	1	4.0	Dirty utility	28	18	Adjacent Space Transfer Air	None	No	None	Central Dirty Extract	0	6	Negative	None	43	60	0	200	Not Applicable	None	A	80	Presence detection	Floor 0m	See Guidance Notes	Not Applicable

- Notes
- a) Linen Bay recess to be treated as part of room.
 - b) Mobile Equipment Bay Recess to be treated as part of room
 - c) Resusc Trolley Area Recess to be treated as part of room
 - d) Consult Exam Room - note 10ac/hr not allowed for unless room title listed as Treatment Room.
 - e) Reception & Waiting Combined
 - f) Internal Temperatures should not exceed 28 deg C (db) for more than 50hrs per year
 - g) Offices assumed to have openable windows without 100mm restrictors for natural ventilation .
 - h) Staff Rest assumed to have openable windows without 100mm restrictors for natural ventilation and occupancy factor of 0.8.

Dept Code	Dept Name	Department Sub Group	Room Name	Qty	Area (m2)	Temperature		Heating		Cooling Present	Cooling Type	Ventilation				Safety temperatures		Safety Notes	Lighting					Notes	Medical Location Group							
						Design Maximum deg C	Design Minimum deg C	Type	Control			Supply ac/hr	Extract ac/hr	Relative Pressure	Min Filtration	Surface deg C	Water deg C		Normal lux	Night lux	Local lux	Standby Grade	Colour Rendering			Control	Plane					
RHSC Main Department			General X-Ray Room	2	33.0	Diagnostic room	25	18	Warm Air - Reheat Battery	BMS Adjustable Sensor	Yes	Comfort Cooled Fresh Air	Central Supply and Extract	8	8	Balanced	F7	43	41	0	300	Not Applicable	1000	A	80	Switch / Dimmer	General working plane 1m	See Guidance Notes	1			
			Changing Cubicles	5	4.0	Changing Facilities	28	18	Radiant Panels	TRV Remote Head Adj.	Yes	Comfort Cooled Fresh Air	Central Supply and Extract	5	4	Positive	G4	43	41	0	100	Not Applicable	None	A	80	Presence detection	Floor 0m	See Guidance Notes	Not Applicable			
			Screening Room (fluoroscopy)	1	39.0	Diagnostic room	25	18	Warm Air - Reheat Battery	BMS Adjustable Sensor	Yes	Comfort Cooled Fresh Air	Central Supply and Extract	8	8	Balanced	F7	43	41	0	300	Not Applicable	1000	A	80	Switch / Dimmer	General working plane 1m	See Guidance Notes	1			
			Preparation Room	1	10.0	Clean Utility	28	18	Radiant Panels	TRV Remote Head Adj.	Yes	Comfort Cooled Fresh Air	Central Supply Air	6	0	Positive	G4	43	41	0	150	Not Applicable	None	A	80	Presence detection	General working plane 1m	See Guidance Notes	Not Applicable			
			Ultrasound Room	2	16.0	Diagnostic room	25	18	Warm Air - Reheat Battery	BMS Adjustable Sensor	Yes	Comfort Cooled Fresh Air	Central Supply and Extract	8	8	Balanced	F7	43	41	0	300	Not Applicable	1000	A	80	Switch / Dimmer	General working plane 1m	See Guidance Notes	1			
			Dental Room	1	20.0	Consulting Room	28	18	Radiant Panels	TRV Remote Head Adj.	Yes	Comfort Cooled Fresh Air	Central Supply and Extract	3	3	Balanced	G4	43	41	0	300	Not Applicable	1000	A	80	Switch	Bed / Trolley 1.45m	See Guidance Notes	1			
			Main Reporting	1	25.0	Cellular / Ward Offices	25	18	Radiant Panels	TRV Remote Head Adj.	Yes	Comfort Cooled Fresh Air	Central Supply and Extract	4	3	Positive	G4	43	Not Applicable	0	300	Not Applicable	None	A	80	Switch	Desk 0.75 to 0.85m	See Guidance Notes	Not Applicable			
			Acute Reporting	1	10.0	Cellular / Ward Offices	25	18	Radiant Panels	TRV Remote Head Adj.	Yes	Comfort Cooled Fresh Air	Central Supply and Extract	4	3	Positive	G4	43	Not Applicable	0	300	Not Applicable	None	A	80	Switch	Desk 0.75 to 0.85m	See Guidance Notes	Not Applicable			
			MRI Reporting	1	10.0	Cellular / Ward Offices	25	18	Radiant Panels	TRV Remote Head Adj.	Yes	Comfort Cooled Fresh Air	Central Supply and Extract	4	3	Positive	G4	43	Not Applicable	0	300	Not Applicable	None	A	80	Switch	Desk 0.75 to 0.85m	See Guidance Notes	Not Applicable			
			Processing Area	1	30.0	Diagnostic room	25	18	Warm Air - Reheat Battery	BMS Adjustable Sensor	Yes	Comfort Cooled Fresh Air	Central Supply and Extract	8	8	Balanced	F7	43	41	0	300	Not Applicable	1000	A	80	Switch / Dimmer	General working plane 1m	See Guidance Notes	1			
			Gamma Camera	2	40.0	Diagnostic room	25	18	Warm Air - Reheat Battery	BMS Adjustable Sensor	Yes	Comfort Cooled Fresh Air	Central Supply and Extract	8	8	Balanced	F7	43	41	0	300	Not Applicable	1000	A	80	Switch / Dimmer	General working plane 1m	See Guidance Notes	1			
			Gamma Camera Control Area	1	17.0	Consulting Room	28	18	Radiant Panels	TRV Remote Head Adj.	Yes	Comfort Cooled Fresh Air	Central Supply and Extract	3	3	Balanced	G4	43	41	0	300	Not Applicable	1000	A	80	Switch	Bed / Trolley 1.45m	See Guidance Notes	1			
			Radioactive Waste Store	1	2.0	Storage Area Equipment	28	16	Radiant Panels	TRV Remote Head Adj.	No	None	Central General Extract	0	3	Negative	None	43	Not Applicable	0	200	Not Applicable	None	A	80	Presence detection	Floor 0m	See Guidance Notes	Not Applicable			
			WC Ambulant (Hot)	2	4.5	Toilet	28	18	Adjacent Space Transfer Air	None	No	None	Central Dirty Extract	0	10	Negative	None	43	41	0	200	Not Applicable	None	A	80	Presence detection	Floor 0m	See Guidance Notes	Not Applicable			
			Injection Room	2	8.0	Consulting Room	28	18	Radiant Panels	TRV Remote Head Adj.	Yes	Comfort Cooled Fresh Air	Central Supply and Extract	3	3	Balanced	G4	43	41	0	300	Not Applicable	1000	A	80	Switch	Bed / Trolley 1.45m	See Guidance Notes	1			
			Preparation Room	1	14.0	Consulting Room	28	18	Radiant Panels	TRV Remote Head Adj.	Yes	Comfort Cooled Fresh Air	Central Supply and Extract	3	3	Balanced	G4	43	41	0	300	Not Applicable	1000	A	80	Switch	Bed / Trolley 1.45m	See Guidance Notes	1			
			Hot Waiting Area	2	10.0	Waiting Room	28	18	Radiant Panels	TRV Remote Head Adj.	Yes	Comfort Cooled Fresh Air	Central Supply and Extract	5	5	Balanced	G4	43	Not Applicable	0	300	Not Applicable	None	A	80	Switch	Floor 0m	See Guidance Notes	Not Applicable			
			Cold Waiting Area	2	10.0	Waiting Room	28	18	Radiant Panels	TRV Remote Head Adj.	Yes	Comfort Cooled Fresh Air	Central Supply and Extract	5	5	Balanced	G4	43	Not Applicable	0	300	Not Applicable	None	A	80	Switch	Floor 0m	See Guidance Notes	Not Applicable			
			Stress Room (myocardial work)	1	14.0	Consulting Room	28	18	Radiant Panels	TRV Remote Head Adj.	Yes	Comfort Cooled Fresh Air	Central Supply and Extract	3	3	Balanced	G4	43	41	0	300	Not Applicable	1000	A	80	Switch	Bed / Trolley 1.45m	See Guidance Notes	1			
			Changing Cubicles	2	4.0	Changing Facilities	28	18	Radiant Panels	TRV Remote Head Adj.	Yes	Comfort Cooled Fresh Air	Central Supply and Extract	5	4	Positive	G4	43	41	0	100	Not Applicable	None	A	80	Presence detection	Floor 0m	See Guidance Notes	Not Applicable			
			Counting Laboratory	1	14.0	Laboratory	28	18	Radiant Panels	TRV Remote Head Adj.	Yes	Comfort Cooled Fresh Air	Central Supply and Extract	6	6	Balanced	F7	43	60	0	500	Not Applicable	None	A	80	Switch	Desk 0.75 to 0.85m	See Guidance Notes	Not Applicable			
			Beverage Bay	1	3.0	Tea Making	28	18	Adjacent Space Transfer Air	None	No	None	Central General Extract	0	5	Negative	None	43	41	0	100	Not Applicable	None	A	80	Presence detection	Floor 0m	See Guidance Notes	Not Applicable			
			Admin Office	1	10.0	Cellular / Ward Offices	25	18	Radiant Panels	TRV Remote Head Adj.	Yes	Comfort Cooled Fresh Air	Central Supply and Extract	4	3	Positive	G4	43	Not Applicable	0	300	Not Applicable	None	A	80	Switch	Desk 0.75 to 0.85m	See Guidance Notes	Not Applicable			
			WC Ambulant (Cold)	1	4.5	Toilet	28	18	Adjacent Space Transfer Air	None	No	None	Central Dirty Extract	0	10	Negative	None	43	41	0	200	Not Applicable	None	A	80	Presence detection	Floor 0m	See Guidance Notes	Not Applicable			
			Recovery Area	1	15.0	Bedroom	25	20	Radiant Panels	TRV Remote Head Adj.	Yes	Comfort Cooled Fresh Air	Central Supply Air	4	0	Positive	G4	43	41	0	100	5	300	A	80	Switch / Dimmer	Bed / Trolley 1.45m	See Guidance Notes	1			
			Gamma Camera Reporting	1	10.0	Cellular / Ward Offices	25	18	Radiant Panels	TRV Remote Head Adj.	Yes	Comfort Cooled Fresh Air	Central Supply and Extract	4	3	Positive	G4	43	Not Applicable	0	300	Not Applicable	None	A	80	Switch	Desk 0.75 to 0.85m	See Guidance Notes	Not Applicable			
			Medical Physics Office	1	10.0	Cellular / Ward Offices	25	18	Radiant Panels	TRV Remote Head Adj.	Yes	Comfort Cooled Fresh Air	Central Supply and Extract	4	3	Positive	G4	43	Not Applicable	0	300	Not Applicable	None	A	80	Switch	Desk 0.75 to 0.85m	See Guidance Notes	Not Applicable			
			Emergency Shower	1	2.5	Bathroom	28	18	Adjacent Space Transfer Air	None	No	None	Central Dirty Extract	0	10	Negative	None	43	41	0	200	200	None	A	80	Presence detection	Floor 0m	See Guidance Notes	Not Applicable			
			Reception Area	1	8.0	Reception	28	18	Radiant Panels	TRV Remote Head Adj.	Yes	Comfort Cooled Fresh Air	Central Dirty Extract	3	0	Positive	G4	43	Not Applicable	0	300	Not Applicable	None	A	80	Switch	Desk 0.75 to 0.85m	See Guidance Notes	Not Applicable			
			Admin Office	1	20.0	Cellular / Ward Offices	25	18	Radiant Panels	TRV Remote Head Adj.	Yes	Comfort Cooled Fresh Air	Central Supply and Extract	4	3	Positive	G4	43	Not Applicable	0	300	Not Applicable	None	A	80	Switch	Desk 0.75 to 0.85m	See Guidance Notes	Not Applicable			
			Waiting Area - Main Dept	1	50.0	Waiting Room	28	18	Radiant Panels	TRV Remote Head Adj.	Yes	Comfort Cooled Fresh Air	Central Supply and Extract	5	5	Balanced	G4	43	Not Applicable	0	300	Not Applicable	None	A	80	Switch	Floor 0m	See Guidance Notes	Not Applicable			
			Baby/Infant Feeding Room	1	4.0	Common room/staff room/lounge	28	18	Radiant Panels	TRV Remote Head Adj.	Yes	Comfort Cooled Fresh Air	Central Supply and Extract	6	8	Negative	G4	43	41	0	300	Not Applicable	None	A	80	Switch	Floor 0m	See Guidance Notes	Not Applicable			
			Nappy Change Room with handwash	1	4.0	Toilet	28	18	Adjacent Space Transfer Air	None	No	None	Central Dirty Extract	0	10	Negative	None	43	41	0	200	Not Applicable	None	A	80	Presence detection	Floor 0m	See Guidance Notes	Not Applicable			
			WC - Wheelchair accessible	2	4.5	Toilet	28	18	Adjacent Space Transfer Air	None	No	None	Central Dirty Extract	0	10	Negative	None	43	41	0	200	Not Applicable	None	A	80	Presence detection	Floor 0m	See Guidance Notes	Not Applicable			
			Resuscitation Trolley Bay	1	1.0	Circulation Areas	28	18	Radiant Panels	TRV Remote Head Adj.	No	None	None	Refer to Guidance Notes	Refer to Guidance Notes	0	G4	43	41	0	300	Not Applicable	None	A	80	Switch / Dimmer	Desk 0.75 to 0.85m	See Guidance Notes	Not Applicable			
			DCN Main Department			Reception	1	8.0	Reception	28	18	Radiant Panels	TRV Remote Head Adj.	Yes	Comfort Cooled Fresh Air	Central Supply Air	3	0	Positive	G4	43	Not Applicable	0	300	Not Applicable	None	A	80	Switch	Desk 0.75 to 0.85m	See Guidance Notes	Not Applicable
						Admin Office	1	28.7	Cellular / Ward Offices	25	18	Radiant Panels	TRV Remote Head Adj.	Yes	Comfort Cooled Fresh Air	Central Supply and Extract	4	3	Positive	G4	43	Not Applicable	0	300	Not Applicable	None	A	80	Switch	Desk 0.75 to 0.85m	See Guidance Notes	Not Applicable
Waiting Area	1	35.0				Waiting Room	28	18	Radiant Panels	TRV Remote Head Adj.	Yes	Comfort Cooled Fresh Air	Central Supply and Extract	5	5	Balanced	G4	43	Not Applicable	0	300	Not Applicable	None	A	80	Switch	Floor 0m	See Guidance Notes	Not Applicable			
WC - Patients	1	3.0				Toilet	28	18	Adjacent Space Transfer Air	None	No	None	Central Dirty Extract	0	10	Negative	None	43	41	0	200	Not Applicable	None	A	80	Presence detection	Floor 0m	See Guidance Notes	Not Applicable			
WC - Wheelchair accessible	1	4.5				Toilet	28	18	Adjacent Space Transfer Air	None	No	None	Central Dirty Extract	0	10	Negative	None	43	41	0	200	Not Applicable	None	A	80	Presence detection	Floor 0m	See Guidance Notes	Not Applicable			
Acute Reporting	1	25.0				Cellular / Ward Offices	25	18	Radiant Panels	TRV Remote Head Adj.	Yes	Comfort Cooled Fresh Air	Central Supply and Extract	4	3	Positive	G4	43	Not Applicable	0	300	Not Applicable	None	A	80	Switch	Desk 0.75 to 0.85m	See Guidance Notes	Not Applicable			
Quiet Reporting	1	20.0				Cellular / Ward Offices	25	18	Radiant Panels	TRV Remote Head Adj.	Yes	Comfort Cooled Fresh Air	Central Supply and Extract	4	3	Positive	G4	43	Not Applicable	0	300	Not Applicable	None	A	80	Switch	Desk 0.75 to 0.85m	See Guidance Notes	Not Applicable			
Teleradiology / Reporting	1	12.0				Cellular / Ward Offices	25	18	Radiant Panels	TRV Remote Head Adj.	Yes	Comfort Cooled Fresh Air	Central Supply and Extract	4	3	Positive	G4	43	Not Applicable	0	300	Not Applicable	None	A	80	Switch	Desk 0.75 to 0.85m	See Guidance Notes	Not Applicable			
Doppler Ultrasound	1	16.0				Diagnostic room	25	18	Warm Air - Reheat Battery	BMS Adjustable Sensor	Yes	Comfort Cooled Fresh Air	Central Supply and Extract	8	8	Balanced	F7	43	41	0	300	Not Applicable	1000	A	80	Switch / Dimmer	General working plane 1m	See Guidance Notes	1			
Ultrasound Admin Office	1	15.0				Cellular / Ward Offices	25	18	Radiant Panels	TRV Remote Head Adj.	Yes	Comfort Cooled Fresh Air	Central Supply and Extract	8	8	Positive	G4	43	Not Applicable	0	300	Not Applicable	None	A	80	Switch	Desk 0.75 to 0.85m	See Guidance Notes	Not Applicable			
Resuscitation Trolley Bay	1	1.0	Circulation Areas	28	18	Radiant Panels	TRV Remote Head Adj.	No	None	None	Refer to Guidance Notes	Refer to Guidance Notes	0	G4	43	41	0	300	Not Applicable	None	A	80	Switch / Dimmer	Desk 0.75 to 0.85m	See Guidance Notes	Not Applicable						
RHSC/DCN Main Department Shared			Waiting Play Area	1	10.0	Waiting Room	28	18	Radiant Panels	TRV Remote Head Adj.	Yes	Comfort Cooled Fresh Air	Central Supply and Extract	5	5	Balanced	G4	43	Not Applicable	0	300	Not Applicable	None	A	80	Switch	Floor 0m	See Guidance Notes	Not Applicable			
			Patient Interview Room	1	9.0	Meeting Room	25	18	Radiant Panels	TRV Remote Head Adj.	Yes	Ceiling Cassette - Chilled Water	Central Supply and Extract	4	4	Balanced	G4	43	Not Applicable	0	300	Not Applicable	None	A	80	Switch	Desk 0.75 to 0.85m	See Guidance Notes	Not Applicable			
			Dirty Utility	1	9.0	Dirty utility	28	18	Adjacent Space Transfer Air	None	No	None	Central Dirty Extract	0	6	Negative	None	43	60	0	200	Not Applicable	None	A	80	Presence detection	Floor 0m	See Guidance Notes	Not Applicable			
			Store Room	1	20.0	Storage Area Equipment	28	16	Radiant Panels	TRV Remote Head Adj.	No	None	Central General Extract	0	3	Negative	None	43	Not Applicable	0	200	Not Applicable	None	A	80	Presence detection	F					

Dept Code	Dept Name	Department Sub Group	Room Name	Qty	Area (m2)	Room Function	Temperature		Heating		Cooling Present	Cooling Type	Ventilation				Safety temperatures		Safety Notes	Lighting					Notes	Medical Location Group			
							Design Maximum deg C	Design Minimum deg C	Type	Control			Type	Supply ac/hr	Extract ac/hr	Relative Pressure	Min Filtration	Surface deg C		Water deg C	Normal lux	Night lux	Local lux	Standby Grade			Colour Rendering	Control	Plane
		DCN University Research Scanner	MRI Room	1	45.0	Diagnostic room	25	18	Warm Air - Reheat Battery	BMS Adjustable Sensor	Yes	Comfort Cooled Fresh Air	Central Supply and Extract	8	8	Balanced	F7	43	41	0	300	Not Applicable	1000	A	80	Switch / Dimmer	General working plane 1m	See Guidance Notes	1
			Control Room - MRI	1	24.0	IT equipment (comms server)	25	18	None	None	Yes	Ceiling Cassette - Chilled Water	Central General Extract	0	2	Negative	None	Not Applicable	Not Applicable	0	300	Not Applicable	None	A	80	Switch	Floor 0m	See Guidance Notes	Not Applicable
			Equipment Room	1	16.0	Storage Area Equipment	28	16	Radiant Panels	TRV Remote Head Adj.	No	None	Central General Extract	0	3	Negative	None	43	Not Applicable	0	200	Not Applicable	None	A	80	Presence detection	Floor 0m	See Guidance Notes	Not Applicable
			Server Room	1	6.0	IT equipment (comms server)	25	18	None	None	Yes	Ceiling Cassette - Chilled Water	Central General Extract	0	2	Negative	None	Not Applicable	Not Applicable	0	300	Not Applicable	None	A	80	Switch	Floor 0m	See Guidance Notes	Not Applicable
			Data Store	1	6.0	Storage Area Equipment	28	16	Radiant Panels	TRV Remote Head Adj.	No	None	Central General Extract	0	3	Negative	None	43	Not Applicable	0	200	Not Applicable	None	A	80	Presence detection	Floor 0m	See Guidance Notes	Not Applicable
			Equipment Store	1	6.0	Storage Area Equipment	28	16	Radiant Panels	TRV Remote Head Adj.	No	None	Central General Extract	0	3	Negative	None	43	Not Applicable	0	200	Not Applicable	None	A	80	Presence detection	Floor 0m	See Guidance Notes	Not Applicable
		Controlled Area Shared Space	University Staff Office	1	10.0	Cellular / Ward Offices	25	18	Radiant Panels	TRV Remote Head Adj.	Yes	Comfort Cooled Fresh Air	Central Supply and Extract	4	3	Positive	G4	43	Not Applicable	0	300	Not Applicable	None	A	80	Switch	Desk 0.75 to 0.85m	See Guidance Notes	Not Applicable
			Store Room	1	20.0	Storage Area Equipment	28	16	Radiant Panels	TRV Remote Head Adj.	No	None	Central General Extract	0	3	Negative	None	43	Not Applicable	0	200	Not Applicable	None	A	80	Presence detection	Floor 0m	See Guidance Notes	Not Applicable
			DSR	1	7.0	Dirty utility	28	18	Adjacent Space Transfer Air	None	No	None	Central Dirty Extract	0	6	Negative	None	43	60	0	200	Not Applicable	None	A	80	Presence detection	Floor 0m	See Guidance Notes	Not Applicable
			Dirty Utility	1	9.0	Dirty utility	28	18	Adjacent Space Transfer Air	None	No	None	Central Dirty Extract	0	6	Negative	None	43	60	0	200	Not Applicable	None	A	80	Presence detection	Floor 0m	See Guidance Notes	Not Applicable
			IPS Room	1	3.0	IPS Room	Manufacturer Dependant	Manufacturer Dependant	Adjacent Space Transfer Air	None	No	None	None	0	3	Negative	None	43	Not Applicable	0	200	Not Applicable	None	A	80	Switch	Floor 0m	See Guidance Notes	Not Applicable
			Clean Utility	1	10.0	Clean Utility	28	18	Radiant Panels	TRV Remote Head Adj.	Yes	Comfort Cooled Fresh Air	Central Supply Air	6	0	Positive	G4	43	41	0	150	Not Applicable	None	A	80	Presence detection	General working plane 1m	See Guidance Notes	Not Applicable
		Staff Accommodation	Staff WC	1	3.0	Toilet	28	18	Adjacent Space Transfer Air	None	No	None	Central Dirty Extract	0	10	Negative	None	43	41	0	200	Not Applicable	None	A	80	Presence detection	Floor 0m	See Guidance Notes	Not Applicable
			Male Staff Changing and Lockers	1	27.0	Changing Facilities	28	18	Radiant Panels	TRV Remote Head Adj.	Yes	Comfort Cooled Fresh Air	Central Supply and Extract	5	4	Positive	G4	43	41	0	100	Not Applicable	None	A	80	Presence detection	Floor 0m	See Guidance Notes	Not Applicable
			Female Staff Changing and Lockers	1	65.0	Changing Facilities	28	18	Radiant Panels	TRV Remote Head Adj.	Yes	Comfort Cooled Fresh Air	Central Supply and Extract	5	4	Positive	G4	43	41	0	100	Not Applicable	None	A	80	Presence detection	Floor 0m	See Guidance Notes	Not Applicable
			Staff WC	2	3.0	Toilet	28	18	Adjacent Space Transfer Air	None	No	None	Central Dirty Extract	0	10	Negative	None	43	41	0	200	Not Applicable	None	A	80	Presence detection	Floor 0m	See Guidance Notes	Not Applicable
		Office Space	Resource Room/Library	1	39.0	Cellular / Ward Offices	25	18	Radiant Panels	TRV Remote Head Adj.	Yes	Comfort Cooled Fresh Air	Central Supply and Extract	4	3	Positive	G4	43	Not Applicable	0	300	Not Applicable	None	A	80	Switch	Desk 0.75 to 0.85m	See Guidance Notes	Not Applicable
			Consultant Office (5 person)	1	20.5	Cellular / Ward Offices	25	18	Radiant Panels	TRV Remote Head Adj.	Yes	Comfort Cooled Fresh Air	Central Supply and Extract	4	3	Positive	G4	43	Not Applicable	0	300	Not Applicable	None	A	80	Switch	Desk 0.75 to 0.85m	See Guidance Notes	Not Applicable
			Consultant Office (5 person)	2	20.5	Cellular / Ward Offices	25	18	Radiant Panels	TRV Remote Head Adj.	Yes	Comfort Cooled Fresh Air	Central Supply and Extract	4	3	Positive	G4	43	Not Applicable	0	300	Not Applicable	None	A	80	Switch	Desk 0.75 to 0.85m	See Guidance Notes	Not Applicable
			Registrars Office (5 desks)	1	20.5	Cellular / Ward Offices	25	18	Radiant Panels	TRV Remote Head Adj.	Yes	Comfort Cooled Fresh Air	Central Supply and Extract	4	3	Positive	G4	43	Not Applicable	0	300	Not Applicable	None	A	80	Switch	Desk 0.75 to 0.85m	See Guidance Notes	Not Applicable
			Superintendent/PACS Manager/Radiographers/Nursing Office	1	28.7	Cellular / Ward Offices	25	18	Radiant Panels	TRV Remote Head Adj.	Yes	Comfort Cooled Fresh Air	Central Supply and Extract	4	3	Positive	G4	43	Not Applicable	0	300	Not Applicable	None	A	80	Switch	Desk 0.75 to 0.85m	See Guidance Notes	Not Applicable
			Meeting Room - 6 person	1	9.0	Meeting Room	25	18	Radiant Panels	TRV Remote Head Adj.	Yes	Ceiling Cassette - Chilled Water	Central Supply and Extract	4	4	Balanced	G4	43	Not Applicable	0	300	Not Applicable	None	A	80	Switch	Desk 0.75 to 0.85m	See Guidance Notes	Not Applicable
			Meeting Room - 4 person	2	6.0	Meeting Room	25	18	Radiant Panels	TRV Remote Head Adj.	Yes	Ceiling Cassette - Chilled Water	Central Supply and Extract	4	4	Balanced	G4	43	Not Applicable	0	300	Not Applicable	None	A	80	Switch	Desk 0.75 to 0.85m	See Guidance Notes	Not Applicable

- Notes
- a) Linen Bay recess to be treated as part of room.
 - b) Mobile Equipment Bay Recess to be treated as part of room
 - c) Recess Trolley Area Recess to be treated as part of room
 - d) Consult Exam Room - note 10ac/hr not allowed for unless room title listed as Treatment Room.
 - e) Reception & Waiting Combined
 - f) Internal Temperatures should not exceed 28 deg C (db) for more than 50hrs per year
 - g) Offices assumed to have openable windows without 100mm restrictors for natural ventilation .
 - h) Staff Rest assumed to have openable windows without 100mm restrictors for natural ventilation and occupancy factor of 0.8.

Dept Code	Dept Name	Department Sub Group	Room Name	Qty	Area (m2)	Room Function	Temperature		Heating		Cooling Present	Cooling Type	Ventilation				Safety temperatures		Safety Notes	Lighting				Notes	Medical Location Group					
							Design Maximum deg C	Design Minimum deg C	Type	Control			Type	Supply ac/hr	Extract ac/hr	Relative Pressure	Min Filtration	Surface deg C		Water deg C	Normal lux	Night lux	Local lux			Standby Grade	Colour Rendering	Control	Plane	
R1	Clinical / Management Suite	Second Floor Space	2nd Floor Desks	1	234	Cellular / Ward Offices	25	18	Radiant Panels	TRV Remote Head Adj.	Yes	Comfort Cooled Fresh Air	Central Supply and Extract	4	3	Positive	G4	43	Not Applicable	0	300	Not Applicable	None	A	80	Switch	Desk 0.75 to 0.85m	See Guidance Notes	Not Applicable	
			2nd Floor Desks	1	143.5	Cellular / Ward Offices	25	18	Radiant Panels	TRV Remote Head Adj.	Yes	Comfort Cooled Fresh Air	Central Supply and Extract	4	3	Positive	G4	43	Not Applicable	0	300	Not Applicable	None	A	80	Switch	Desk 0.75 to 0.85m	See Guidance Notes	Not Applicable	
			2nd Floor Desks	1	180.4	Cellular / Ward Offices	25	18	Radiant Panels	TRV Remote Head Adj.	Yes	Comfort Cooled Fresh Air	Central Supply and Extract	4	3	Positive	G4	43	Not Applicable	0	300	Not Applicable	None	A	80	Switch	Desk 0.75 to 0.85m	See Guidance Notes	Not Applicable	
			2nd Floor Desks	1	221.4	Cellular / Ward Offices	25	18	Radiant Panels	TRV Remote Head Adj.	Yes	Comfort Cooled Fresh Air	Central Supply and Extract	4	3	Positive	G4	43	Not Applicable	0	300	Not Applicable	None	A	80	Switch	Desk 0.75 to 0.85m	See Guidance Notes	Not Applicable	
			2nd Floor Desks	1	69.7	Cellular / Ward Offices	25	18	Radiant Panels	TRV Remote Head Adj.	Yes	Comfort Cooled Fresh Air	Central Supply and Extract	4	3	Positive	G4	43	Not Applicable	0	300	Not Applicable	None	A	80	Switch	Desk 0.75 to 0.85m	See Guidance Notes	Not Applicable	
			2nd Floor Desks	1	147.6	Cellular / Ward Offices	25	18	Radiant Panels	TRV Remote Head Adj.	Yes	Comfort Cooled Fresh Air	Central Supply and Extract	4	3	Positive	G4	43	Not Applicable	0	300	Not Applicable	None	A	80	Switch	Desk 0.75 to 0.85m	See Guidance Notes	Not Applicable	
			2nd Floor Desks	1	180.4	Cellular / Ward Offices	25	18	Radiant Panels	TRV Remote Head Adj.	Yes	Comfort Cooled Fresh Air	Central Supply and Extract	4	3	Positive	G4	43	Not Applicable	0	300	Not Applicable	None	A	80	Switch	Desk 0.75 to 0.85m	See Guidance Notes	Not Applicable	
			Meeting Room - 4 person	7	6.0	Cellular / Ward Offices	25	18	Radiant Panels	TRV Remote Head Adj.	Yes	Comfort Cooled Fresh Air	Central Supply and Extract	4	3	Positive	G4	43	Not Applicable	0	300	Not Applicable	None	A	80	Switch	Desk 0.75 to 0.85m	See Guidance Notes	Not Applicable	
			Meeting Room - 6 person	2	9.0	Cellular / Ward Offices	25	18	Radiant Panels	TRV Remote Head Adj.	Yes	Comfort Cooled Fresh Air	Central Supply and Extract	4	3	Positive	G4	43	Not Applicable	0	300	Not Applicable	None	A	80	Switch	Desk 0.75 to 0.85m	See Guidance Notes	Not Applicable	
			Dictation/ 1:1/Phone Booth	18	4.2	Cellular / Ward Offices	25	18	Radiant Panels	TRV Remote Head Adj.	Yes	Comfort Cooled Fresh Air	Central Supply and Extract	4	3	Positive	G4	43	Not Applicable	0	300	Not Applicable	None	A	80	Switch	Desk 0.75 to 0.85m	See Guidance Notes	Not Applicable	
			WC - Wheelchair Accessible	2	4.5	Cellular / Ward Offices	25	18	Radiant Panels	TRV Remote Head Adj.	Yes	Comfort Cooled Fresh Air	Central Supply and Extract	4	3	Positive	G4	43	Not Applicable	0	300	Not Applicable	None	A	80	Switch	Desk 0.75 to 0.85m	See Guidance Notes	Not Applicable	
			WC - Staff (Male)	1	17.0	Cellular / Ward Offices	25	18	Radiant Panels	TRV Remote Head Adj.	Yes	Comfort Cooled Fresh Air	Central Supply and Extract	4	3	Positive	G4	43	Not Applicable	0	300	Not Applicable	None	A	80	Switch	Desk 0.75 to 0.85m	See Guidance Notes	Not Applicable	
			WC - Staff (Male)	1	11.0	Cellular / Ward Offices	25	18	Radiant Panels	TRV Remote Head Adj.	Yes	Comfort Cooled Fresh Air	Central Supply and Extract	4	3	Positive	G4	43	Not Applicable	0	300	Not Applicable	None	A	80	Switch	Desk 0.75 to 0.85m	See Guidance Notes	Not Applicable	
			WC - Staff (Female)	1	18.0	Cellular / Ward Offices	25	18	Radiant Panels	TRV Remote Head Adj.	Yes	Comfort Cooled Fresh Air	Central Supply and Extract	4	3	Positive	G4	43	Not Applicable	0	300	Not Applicable	None	A	80	Switch	Desk 0.75 to 0.85m	See Guidance Notes	Not Applicable	
			WC - Staff (Female)	1	21.0	Cellular / Ward Offices	25	18	Radiant Panels	TRV Remote Head Adj.	Yes	Comfort Cooled Fresh Air	Central Supply and Extract	4	3	Positive	G4	43	Not Applicable	0	300	Not Applicable	None	A	80	Switch	Desk 0.75 to 0.85m	See Guidance Notes	Not Applicable	
			Store (Clinical)	4	6.0	Cellular / Ward Offices	25	18	Radiant Panels	TRV Remote Head Adj.	Yes	Comfort Cooled Fresh Air	Central Supply and Extract	4	3	Positive	G4	43	Not Applicable	0	300	Not Applicable	None	A	80	Switch	Desk 0.75 to 0.85m	See Guidance Notes	Not Applicable	
			Beverage Bay	3	3.0	Cellular / Ward Offices	25	18	Radiant Panels	TRV Remote Head Adj.	Yes	Comfort Cooled Fresh Air	Central Supply and Extract	4	3	Positive	G4	43	Not Applicable	0	300	Not Applicable	None	A	80	Switch	Desk 0.75 to 0.85m	See Guidance Notes	Not Applicable	
			Printer/Photocopier Room	4	6.0	Cellular / Ward Offices	25	18	Radiant Panels	TRV Remote Head Adj.	Yes	Comfort Cooled Fresh Air	Central Supply and Extract	4	3	Positive	G4	43	Not Applicable	0	300	Not Applicable	None	A	80	Switch	Desk 0.75 to 0.85m	See Guidance Notes	Not Applicable	
			Staff Room (2nd floor)	1	24.0	Cellular / Ward Offices	25	18	Radiant Panels	TRV Remote Head Adj.	Yes	Comfort Cooled Fresh Air	Central Supply and Extract	4	3	Positive	G4	43	Not Applicable	0	300	Not Applicable	None	A	80	Switch	Desk 0.75 to 0.85m	See Guidance Notes	Not Applicable	
			DSR	2	7.0	Cellular / Ward Offices	25	18	Radiant Panels	TRV Remote Head Adj.	Yes	Comfort Cooled Fresh Air	Central Supply and Extract	4	3	Positive	G4	43	Not Applicable	0	300	Not Applicable	None	A	80	Switch	Desk 0.75 to 0.85m	See Guidance Notes	Not Applicable	
			Disposal Hold (small)	1	4.0	Cellular / Ward Offices	25	18	Radiant Panels	TRV Remote Head Adj.	Yes	Comfort Cooled Fresh Air	Central Supply and Extract	4	3	Positive	G4	43	Not Applicable	0	300	Not Applicable	None	A	80	Switch	Desk 0.75 to 0.85m	See Guidance Notes	Not Applicable	
			4th Floor Space	4th Floor Desks	1	213	Cellular / Ward Offices	25	18	Radiant Panels	TRV Remote Head Adj.	Yes	Comfort Cooled Fresh Air	Central Supply and Extract	4	3	Positive	G4	43	Not Applicable	0	300	Not Applicable	None	A	80	Switch	Desk 0.75 to 0.85m	See Guidance Notes	Not Applicable
				Meeting Room - 4 person	1	6.0	Cellular / Ward Offices	25	18	Radiant Panels	TRV Remote Head Adj.	Yes	Comfort Cooled Fresh Air	Central Supply and Extract	4	3	Positive	G4	43	Not Applicable	0	300	Not Applicable	None	A	80	Switch	Desk 0.75 to 0.85m	See Guidance Notes	Not Applicable
				Meeting Room - 6 person	1	9.0	Cellular / Ward Offices	25	18	Radiant Panels	TRV Remote Head Adj.	Yes	Comfort Cooled Fresh Air	Central Supply and Extract	4	3	Positive	G4	43	Not Applicable	0	300	Not Applicable	None	A	80	Switch	Desk 0.75 to 0.85m	See Guidance Notes	Not Applicable
		Dictation/ 1:1/Phone Booth		4	4.2	Cellular / Ward Offices	25	18	Radiant Panels	TRV Remote Head Adj.	Yes	Comfort Cooled Fresh Air	Central Supply and Extract	4	3	Positive	G4	43	Not Applicable	0	300	Not Applicable	None	A	80	Switch	Desk 0.75 to 0.85m	See Guidance Notes	Not Applicable	
		Management/Conference Room		2	26.0	Cellular / Ward Offices	25	18	Radiant Panels	TRV Remote Head Adj.	Yes	Comfort Cooled Fresh Air	Central Supply and Extract	4	3	Positive	G4	43	Not Applicable	0	300	Not Applicable	None	A	80	Switch	Desk 0.75 to 0.85m	See Guidance Notes	Not Applicable	
		WC - Wheelchair Accessible		1	4.5	Cellular / Ward Offices	25	18	Radiant Panels	TRV Remote Head Adj.	Yes	Comfort Cooled Fresh Air	Central Supply and Extract	4	3	Positive	G4	43	Not Applicable	0	300	Not Applicable	None	A	80	Switch	Desk 0.75 to 0.85m	See Guidance Notes	Not Applicable	
		WC - Staff (Male)		1	8.0	Cellular / Ward Offices	25	18	Radiant Panels	TRV Remote Head Adj.	Yes	Comfort Cooled Fresh Air	Central Supply and Extract	4	3	Positive	G4	43	Not Applicable	0	300	Not Applicable	None	A	80	Switch	Desk 0.75 to 0.85m	See Guidance Notes	Not Applicable	
		WC - Staff (Female)		1	11.0	Cellular / Ward Offices	25	18	Radiant Panels	TRV Remote Head Adj.	Yes	Comfort Cooled Fresh Air	Central Supply and Extract	4	3	Positive	G4	43	Not Applicable	0	300	Not Applicable	None	A	80	Switch	Desk 0.75 to 0.85m	See Guidance Notes	Not Applicable	
		Store (Management)		1	6.0	Cellular / Ward Offices	25	18	Radiant Panels	TRV Remote Head Adj.	Yes	Comfort Cooled Fresh Air	Central Supply and Extract	4	3	Positive	G4	43	Not Applicable	0	300	Not Applicable	None	A	80	Switch	Desk 0.75 to 0.85m	See Guidance Notes	Not Applicable	
		Store (Management)		1	10.0	Cellular / Ward Offices	25	18	Radiant Panels	TRV Remote Head Adj.	Yes	Comfort Cooled Fresh Air	Central Supply and Extract	4	3	Positive	G4	43	Not Applicable	0	300	Not Applicable	None	A	80	Switch	Desk 0.75 to 0.85m	See Guidance Notes	Not Applicable	
		Beverage Bay	1	3.0	Cellular / Ward Offices	25	18	Radiant Panels	TRV Remote Head Adj.	Yes	Comfort Cooled Fresh Air	Central Supply and Extract	4	3	Positive	G4	43	Not Applicable	0	300	Not Applicable	None	A	80	Switch	Desk 0.75 to 0.85m	See Guidance Notes	Not Applicable		
		Printer/Photocopier Room	1	6.0	Cellular / Ward Offices	25	18	Radiant Panels	TRV Remote Head Adj.	Yes	Comfort Cooled Fresh Air	Central Supply and Extract	4	3	Positive	G4	43	Not Applicable	0	300	Not Applicable	None	A	80	Switch	Desk 0.75 to 0.85m	See Guidance Notes	Not Applicable		
		Staff Room (4th floor)	1	12.0	Cellular / Ward Offices	25	18	Radiant Panels	TRV Remote Head Adj.	Yes	Comfort Cooled Fresh Air	Central Supply and Extract	4	3	Positive	G4	43	Not Applicable	0	300	Not Applicable	None	A	80	Switch	Desk 0.75 to 0.85m	See Guidance Notes	Not Applicable		
DSR	1	7.0	Cellular / Ward Offices	25	18	Radiant Panels	TRV Remote Head Adj.	Yes	Comfort Cooled Fresh Air	Central Supply and Extract	4	3	Positive	G4	43	Not Applicable	0	300	Not Applicable	None	A	80	Switch	Desk 0.75 to 0.85m	See Guidance Notes	Not Applicable				
Disposal Hold (small)	1	4.0	Cellular / Ward Offices	25	18	Radiant Panels	TRV Remote Head Adj.	Yes	Comfort Cooled Fresh Air	Central Supply and Extract	4	3	Positive	G4	43	Not Applicable	0	300	Not Applicable	None	A	80	Switch	Desk 0.75 to 0.85m	See Guidance Notes	Not Applicable				
R2	Health Records	NA	Reception / Dispatch Counter	1	6.0	Reception	28	18	Radiant Panels	TRV Remote Head Adj.	Yes	Comfort Cooled Fresh Air	Central Supply Air	3	0	Positive	G4	43	Not Applicable	0	300	Not Applicable	None	A	80	Switch	Desk 0.75 to 0.85m	See Guidance Notes	Not Applicable	
			Trolley Area	1	6.0	Circulation Equipment Storage Bays	28	16	Adjacent Space Transfer Air	None	No	None	Central General Extract	0	3	Negative	None	43	Not Applicable	0	200	Not Applicable	None	A	80	Presence detection	Floor 0m	See Guidance Notes	Not Applicable	
			RHSC Office - 3 Person	1	15.0	Cellular / Ward Offices	25	18	Radiant Panels	TRV Remote Head Adj.	Yes	Comfort Cooled Fresh Air	Central Supply and Extract	4	3	Positive	G4	43	Not Applicable	0	300	Not Applicable	None	A	80	Switch	Desk 0.75 to 0.85m	See Guidance Notes	Not Applicable	
			RHSC & DCN Records Library (160,000 records)	1	368.0	Storage Area Equipment	28	16	Radiant Panels	TRV Remote Head Adj.	No	None	Central General Extract	0	3	Negative	None	43	Not Applicable	0	200	Not Applicable	None	A	80	Presence detection	Floor 0m	See Guidance Notes	Not Applicable	
			Assistant Health Records Manager / Supervisors	1	20.0	Cellular / Ward Offices	25	18	Radiant Panels	TRV Remote Head Adj.	Yes	Comfort Cooled Fresh Air	Central Supply and Extract	4	3	Positive	G4	43	Not Applicable	0	300	Not Applicable	None	A	80	Switch	Desk 0.75 to 0.85m	See Guidance Notes	Not Applicable	
WC Staff	1	3.0	Toilet	28	18	Adjacent Space Transfer Air	None	No	None	Central Dirty Extract	0	10	Negative	None	43	41	0	200	Not Applicable	None	A	80	Presence detection	Floor 0m	See Guidance Notes	Not Applicable				
RHSC / DCN Office - 17 Person	1	69.7	Cellular / Ward Offices	25	18	Radiant Panels	TRV Remote Head Adj.	Yes	Comfort Cooled Fresh Air	Central Supply and Extract	4	3	Positive	G4	43	Not Applicable	0	300	Not Applicable	None	A	80	Switch	Desk 0.75 to 0.85m	See Guidance Notes	Not Applicable				

Notes

- a) Linen Bay recess to be treated as part of room.
- b) Mobile Equipment Bay Recess to be treated as part of room
- c) Resusc Trolley Area Recess to be treated as part of room
- d) Consult Exam Room - note 10ac/hr not allowed for unless room title listed as Treatment Room.
- e) Reception & Waiting Combined
- f) Internal Temperatures should not exceed 28 deg C (db) for more than 50hrs per year
- g) Offices assumed to have operable windows without 100mm restrictors for natural ventilation .
- h) Staff Rest assumed to have operable windows without 100mm restrictors for natural ventilation and occupancy factor of 0.8.

Dept Code	Dept Name	Department Sub Group	Room Name	Qty	Area (m2)	Room Function	Temperature		Heating		Cooling Present	Cooling Type	Ventilation				Safety temperatures		Safety Notes	Lighting						Notes	Medical Location Group		
							Design Maximum deg C	Design Minimum deg C	Type	Control			Type	Supply ac/hr	Extract ac/hr	Relative Pressure	Min Filtration	Surface deg C		Water deg C	Normal lux	Night lux	Local lux	Standby Grade	Colour Rendering			Control	Plane
T1	Plant	NA	IT Node Rooms	25	9.0	IT equipment (comms server)	25	18	None	None	Yes	Ceiling Cassette - Chilled Water	Central General Extract	0	2	Negative	None	Not Applicable	Not Applicable	0	300	Not Applicable	None	A	80	Switch	Floor 0m	See Guidance Notes	Not Applicable

Dept Code	Dept Name	Department Sub Group	Room Name	Qty	Area (m2)	Room Function	Temperature		Heating		Cooling Present	Cooling Type	Ventilation				Safety temperatures		Safety Notes	Lighting						Notes	Medical Location Group
							Design Maximum deg C	Design Minimum deg C	Type	Control			Type	Supply ac/hr	Extract ac/hr	Relative Pressure	Min Filtration	Surface deg C		Water deg C	Normal lux	Night lux	Local lux	Standby Grade	Colour Rendering		
U1	Shelled Space	NA	Shelled Space	1	320.0								To Be Confirmed														

Royal Hospital for Sick Children and Department for Clinical Neurosciences - Edinburgh

RHSC / DCN RDS Environmental Matrix

Dept Code	Index
~	Cover
~	Guidance Notes
~	Room Function Reference Sheet
A1 - A4	Front Door - A&E / Assessment Ward
B1	Critical Care / HDU / Neonatal Surgery
C1- C5	RHSC In Patient Pathway / Ward Care
D1 - D10	RHSC Ambulatory Care
E1	Pod
F1	Child and Adolescent Mental Health
G2 - G3	Clinical Support
H1 - H3	Academic
I1 - I2	Facilities / Infrastructure Support Services
J1 - J2	Patient / Family Support
K1 - K2	Family Facilities
L1 - L2	DCN In Patient Pathway / Ward Care
M1- M4	DCN Support Space
N1	DCN Out Patient Departments
P1	Combined Theatres
Q1	Combined Radiology
R1 - R2	Office / Admin Support Services
S1 - S7	Combined Facilities / Infrastructure Support Services
T1	Plant
U1	Shelled Space

Rev	By	Description	Date

Environmental Matrix - Guidance Notes

- 1 This workbook is prepared for the Financial Close Stage as an easier reference tool to replace ADB RDS M&E Sheets for the Environmental Criteria elements as described on these sheets.
- 2 The services matrices are produced from the Schedule of Accommodation Sheets.
- 3 The design of the HVAC systems to the theatres shall be in accordance with SHTM 03-01.
- 4 Where radiant panels are indicated in any room in these matrices, detailed design development may remove the need for these without detriment to environmental temperature. This design development is dependant on actual room layout - i.e. whether a room is located adjacent to an external wall, ground bearing floor, roof surface or is internal.
- 5 Ventilation air change rates and the use of natural ventilation in Patient Areas shall be reviewed throughout the detail design process to ensure a maximum internal temperature of 25°C (dry bulb) is not exceeded during normal occupancy. This criteria shall also apply to cellular and open plan office spaces.
- 6 Maximum internal temperatures listed relate to normal occupancy and Summer Design Conditions ; External Summer Conditions for Cooling Plant Selection as per SHTM2025.Enthalpy 54kJ/kgda.26deg°Cdb,19deg°C wb. External Winter Conditions as per CIBSE Guide A Table A 2.2 for locality = - 6°C for Heat Losses, and as SHTM 2025 for locality = -10°C for AHU Ventilation Plant design.
- 7 Examination lamp notes where listed are provisional. Detailed requirements (fixed, mobile, illumination) will be detailed on C sheets as agreed from signed off 1:50 RDS, which shall take precedence over this schedule.
- 8 All lighting levels are derived from CIBSE Lighting Guide LG2.
- 9 Colour rendering refers to CIBSE Lighting Design Guide and will be applied throughout.
"80" : Normal
"90" - Enhanced to provide close as possible match to natural light for clinical purposes
- 10 Thermostatic Mixing Devices - SHTM 04-01 Guidance shall be employed for specific TRV Type versus listed Area/Activity.
- 11 Standby Lighting to be Grade A throughout .
- 12 The internal temperature in naturally or mechanically ventilated rooms shall not exceed the maximum temperature as listed on these Environmental Matrices provided external summer design criteria is not exceeded .
- 13 Local Radiant Panel PICV's shall have adjustable sensors.
- 14 Local Control BMS Temperature Sensors for ducted reheat zones and chilled water cassettes for hotspots shall be provided with local range adjustment to +/- 2°C of BMS Set Point. BMS set point shall be adjustable via operator/user dialogue through formal FM
- 15 **Typical bedroom** - Design Criteria - SHTM 03-01 Clause 2.11 - internal temperatures in patient areas should not exceed 28°C db for more than 50 hrs per year. Appendix 1 SHTM 03-01 gives 18°C to 28°C float range. NHSL however require that the maximum internal design temperature should not exceed 25°C for more than 50 hrs per year.
HDU bed areas - Design Criteria - HBN 57 gives specific guidance as well as SHTM 03-01 - Appendix 1 for air change rates - 10ac/hr Supply, 18°C to 25°C control range. (Capability shall be provided but not at the summer and winter external ambient design extremes against the internal maximum and minimum range conditions).
The department will be comfort cooled and controlled on a zonal basis.
Central AHU to be provided with blank section for future provision of humidification.
Post theatre recovery areas - Design Criteria - SHTM 03-01 - Appendix 1 for air change rates - 15ac/hr S&E , 18°C to 25°C control range.(Capability shall be provided but not at the summer and winter external ambient design extremes against the maximum and minimum range conditions).
Critical Care areas - Design Criteria - SHTM 03-01 - Appendix 1 for air change rates - 10ac/hr Supply , 18°C to 25°C control range.(Capability shall be provided but not at the summer and winter external ambient design extremes against the maximum and minimum range conditions). NHSL may require specific rooms to have a control range up to 28°C.
Central AHU to be provided with blank section for future provision of humidification.
- 16 **Corridor** ventilation may be either mechanical or where the opportunity exists natural. To be determined during detailed design with due regard to clinical functionality.
- 17 **Single Room WC** - SHTM 03-01 Appendix 1 suggests 3ac/hr extract air change rate only. We have applied 10ac/hr extract rate to provide a more robust rate of extract.
- 18 **Diagnostic Rooms** - (X Ray, CT Scanner, MRI Scanners, Gamma Camera) - air change rates listed at 8ac/hr. Actual air change rate must be derived through room heat gain analysis and actual equipment guidance.
- 19 **Operating Theatre Laminar Flow/UCV Requirements** - Refer to Operational Policy Documents for specific theatres which require Laminar Flow/UCV canopy style ventilation solution.
- 20 **Small workshop Areas** - Local Extract Ventilation (LEV) unit requirement to be determined from room equipment schedules.
- 21 **Note that Isolation Suite ventilation solutions for this project shall follow HBN 4 Supplement 1 Section 4 Item 4.8 Guidance i.e.**
A common departmental AHU shall be employed to provide supply air ventilation (and shall therefore employ duty & standby motors).
Isolation Rooms En Suite Extracts shall be provided with an independent Isolation Room toilet extract ventilation system.
Isolation Rooms En Suite Extracts shall be provided with either externally located 3 mtr high discharge stack in a safe location or with extract filters (H14) within a safe change housing outside the building on the suction side of the fan.
Heating & Cooling Isolation Suites shall be provided via the ventilation system.
- 22 **Retail Provision** - Service provisions listed are Infrastructure only for future fit-out by retailer. (Fire detection shall be provided to assist completion).
- 23 **Comfort Cooled Fresh Air** - Where noted as such on the matrices, this means as provided via departmental air handling plant via chilled water cooling coils.
- 24 **Body View Room** to be provided with ceiling cassette incorporating specialist refrigeration based cooling unit to reduce room temperature to 8°C minimum +/- 2°C. Room temperature will be achieved within two hours of plant operation.
This room will have dual function capability, normally at 28°C design max temperature and when required go to 8°C for storage and viewing of body.
- 25 Anti ligature rooms (5no. off) will be treated as sealed rooms with Supply at 6ac/hr and Extract to match to achieve a balanced pressure.
- 26 **Single Bedroom** - The design philosophy for ventilation is for a mixed mode operation where natural vent is encouraged which has benefits both physiological with users being partly in control, and from an energy stand point where mechanical vent loading is partly reduced (2/3rds). This strategy results in zero pressure differential regime within the room where supply and extract is balanced.

Room Function Reference Sheet.

The following table details reference templates which are used to populate cells within the environmental matrix. Refer to individual department sheets for individual room environmental conditions

Room Function	Temperature		Heating		Cooling Present	Cooling Type	Ventilation					Safety temperatures		Safety Notes	Lighting						Notes	Medical Location Group	
	Design Max deg C	Design Min deg C	Type	Control			Type	Supply ac/hr	Extract ac/hr	Relative Pressure	Min Filtration	Surface deg C	Water deg C		Normal lux	Night lux	Local lux	Standby Grade	Colour Rendering	Control			Plane
Bathroom	28	18	Adjacent Space Transfer Air	None	No	None	Central Dirty Extract	0	10	Negative	None	43	41		200	n/a	None	A	80	Presence detection	Floor 0m	See Guidance Notes	n/a
Bedroom	25	20	Radiant Panels	Remote Sensor Adj.	Yes	Comfort Cooled Fresh Air	Central Supply Air	4	0	Balanced	G4	43	41		100	5	300	A	80	switch	Bed / Trolley 1.45m	See Guidance Notes	1
Cellular / Ward Offices	25	18	Radiant Panels	Remote Sensor Adj.	Yes	Comfort Cooled Fresh Air	Central Supply and Extract	4	3	Positive	G4	43	n/a		300	n/a	None	A	80	Switch	Desk 0.75 to 0.85m	See Guidance Notes	n/a
Changing Facilities	28	18	Radiant Panels	Remote Sensor Adj.	Yes	Comfort Cooled Fresh Air	Central Supply and Extract	5	4	Positive	G4	43	41		100	n/a	None	A	80	Presence detection	Floor 0m	See Guidance Notes	n/a
Circulation Areas	28	18	Radiant Panels	Remote Sensor Adj.	No	None	None	Refer to Guidance Notes	Refer to Guidance Notes		G4	43	41		200	n/a	None	A	80	presence detection	Floor 0m	See Guidance Notes	n/a
Circulation Areas - Entrance Lobby	28	Not Controlled	Warm Air Door Curtain	BMS Adjustable Sensor	No	None	None	0	0	Balanced	None	n/a	n/a		200	n/a	None	A	80	Presence detection	Floor 0m	See Guidance Notes	n/a
Classroom	25	18	Radiant Panels	Remote Sensor Adj.	Yes	Ceiling Cassette Chilled Water	Central Supply and Extract	4	4	Balanced	G4	43	n/a		300	n/a	None	A	80	Switch	Desk 0.75 to 0.85m	See Guidance Notes	n/a
Common room/staff room/lounge	28	18	Radiant Panels	Remote Sensor Adj.	Yes	Comfort Cooled Fresh Air	Central Supply and Extract	6	8	Negative	G4	43	41		300	n/a	None	A	80	Switch	Floor 0m	See Guidance Notes	n/a
Consulting Room	28	18	Radiant Panels	Remote Sensor Adj.	Yes	Comfort Cooled Fresh Air	Central Supply and Extract	3	3	Balanced	G4	43	41		300	n/a	1000	A	80	Switch	Bed / Trolley 1.45m	See Guidance Notes	n/a
Clean Utility	28	18	Radiant Panels	Remote Sensor Adj.	Yes	Comfort Cooled Fresh Air	Central Supply Air	6	0	Positive	G4	43	41		150	n/a	None	A	80	Presence detection	General working plane 1m	See Guidance Notes	n/a
Dirty utility	28	18	Adjacent Space Transfer Air	None	No	None	Central Dirty Extract	0	6	Negative	None	43	60		200	n/a	None	A	80	Presence detection	Floor 0m	See Guidance Notes	n/a
Diagnostic room	25	18	Warm Air - Reheat Battery	BMS Adjustable Sensor	Yes	Comfort Cooled Fresh Air	Central Supply and Extract	8	8	Balanced	F7	43	41		300	n/a	1000	A	80	switch	General working plane 1m	See Guidance Notes	1
Eating/Drinking	28	18	Radiant Panels	Remote Sensor Adj.	Yes	Comfort Cooled Fresh Air	Central Supply and Extract	4	4	Balanced	G4	43	41		300	n/a	None	A	80	Switch	Floor 0m	See Guidance Notes	n/a
Ward Kitchen	28	18	Adjacent Space Transfer Air	None	Yes	Ceiling Cassette Chilled Water	Central General Extract	0	6	Negative	G4	n/a	60		500	n/a	None	A	80	Switch	General working plane 1m	See Guidance Notes	n/a
Small Workshop	28	18	Radiant Panels	Remote Sensor Adj.	No	None	Central Supply and Extract	4	6	Negative	G4	43	41		300	n/a	None	A	80	Switch	Desk 0.75 to 0.85m	See Guidance Notes	n/a
IT equipment (comms server)	25	18	None	None	Yes	Ceiling Cassette Chilled Water	Central General Extract	0	2	Negative	None	n/a	n/a		300	n/a	None	A	80	Switch	Floor 0m	See Guidance Notes	n/a
Kitchen (Commercial)	28	16	None	None	Yes	Comfort Cooled Fresh Air	Central Supply and Extract	DW172 Dependant	DW172 Dependant	Negative	G4	43	60		500	n/a	None	A	80	Switch	General working plane 1m	See Guidance Notes	n/a
Laboratory	28	18	Radiant Panels	Remote Sensor Adj.	Yes	Comfort Cooled Fresh Air	Central Supply and Extract	6	6	Balanced	F7	43	60		500	n/a	None	A	80	Switch	Desk 0.75 to 0.85m	See Guidance Notes	n/a
Laundry	28	18	Adjacent Space Transfer Air	None	No	Comfort Cooled Fresh Air	Central Supply and Extract	6	10	Negative	G4	43	60		300	n/a	None	A	80	Switch	Floor 0m	See Guidance Notes	n/a
Meeting Room	25	18	Radiant Panels	Remote Sensor Adj.	Yes	Ceiling Cassette Chilled Water	Central Supply and Extract	4	4	Balanced	G4	43	n/a		300	n/a	None	A	80	Switch	Desk 0.75 to 0.85m	See Guidance Notes	n/a
Patient Accommodation Day	25	18	Radiant Panels	Remote Sensor Adj.	Yes	Comfort Cooled Fresh Air	Central Supply Air	4	0	Positive	G4	43	41		100	n/a	None	A	80	Switch	Bed / Trolley 1.45m	See Guidance Notes	n/a
Multi-bed Wards	25	18	Radiant Panels	Remote Sensor Adj.	Yes	Comfort Cooled Fresh Air	Central Supply Air	4	0	Positive	G4	43	41		100	5	300	A	80	switch	Bed / Trolley 1.45m	See Guidance Notes	n/a
Physiotherapy Studio	28	18	Radiant Panels	Remote Sensor Adj.	Yes	Comfort Cooled Fresh Air	Central Supply and Extract	5	6	Negative	G4	43	41		300	n/a	None	A	80	Switch / Dimmer	Floor 0m	See Guidance Notes	n/a
Body View	28	8	Radiant Panels	Remote Sensor Adj.	Yes	Ceiling Cassette Specialist Cooling	Central Supply and Extract	4	6	Negative	G4	43	n/a		300	n/a	None	A	80	Switch	Floor 0m	See Guidance Notes	n/a
Reception	28	18	Radiant Panels	Remote Sensor Adj.	Yes	Comfort Cooled Fresh Air	Central Supply Air	3	0	Positive	G4	43	n/a		300	n/a	None	A	80	Switch	Desk 0.75 to 0.85m	See Guidance Notes	n/a

query

Room Function Reference Sheet.

The following table details reference templates which are used to populate cells within the environmental matrix. Refer to individual department sheets for individual room environmental conditions

Storage Area Med Gas	28	16	Adjacent Space Transfer Air	None	No	None	Natural ventilation	0	0	Balanced	None	n/a	n/a	200	n/a	None	A	80	Presence detection	Floor 0m	See Guidance Notes	n/a
Storage Area Equipment	28	16	Radiant Panels	Remote Sensor Adj.	No	None	Central General Extract	0	3	Negative	None	43	n/a	200	n/a	None	A	80	Presence detection	Floor 0m	See Guidance Notes	n/a
Tea Making	28	18	Adjacent Space Transfer Air	None	No	None	Central General Extract	0	5	Negative	None	43	41	200	n/a	None	A	80	Presence detection	Floor 0m	See Guidance Notes	n/a
Toilet	28	18	Adjacent Space Transfer Air	None	No	None	Central Dirty Extract	0	10	Negative	None	43	41	200	n/a	None	A	80	Presence detection	Floor 0m	See Guidance Notes	n/a
Waiting Room	28	18	Radiant Panels	Remote Sensor Adj.	Yes	Comfort Cooled Fresh Air	Central Supply and Extract	5	5	Balanced	G4	43	n/a	300	n/a	None	A	80	Switch	Floor 0m	See Guidance Notes	n/a
Treatment Room	28	18	Radiant Panels	Remote Sensor Adj.	Yes	Comfort Cooled Fresh Air	Central Supply Air	10	0	Positive	F7	43	41	500	n/a	1000	A	90	Switch	Bed / Trolley 1.45m	See Guidance Notes	n/a
Isolation Lobby	25	18	Warm Air - Reheat Battery	BMS Adjustable Sensor	Yes	Comfort Cooled Fresh Air	HBN4 Dependant	HBN4 Dependant	HBN4 Dependant		F7	43	n/a	200	n/a	None	A	80	Presence detection	Floor 0m	See Guidance Notes	n/a
Resuscitation Bay	25	21	Radiant Panels	BMS Adjustable Sensor	Yes	Comfort Cooled Fresh Air	Central Supply and Extract	10	6	Positive	G4	43	41	500	n/a	1000	A	80	Switch	Bed / Trolley 1.45m	See Guidance Notes	n/a
Circulation Equipment Storage Bays	28	16	Adjacent Space Transfer Air	None	No	None	Central General Extract	0	3	Negative	None	43	n/a	200	n/a	None	A	80	Presence detection	Floor 0m	See Guidance Notes	n/a
Isolation Bedroom	25	21	Adjacent Space Transfer Air	BMS Adjustable Sensor	Yes	Comfort Cooled Fresh Air	HBN4 Dependant	HBN4 Dependant	HBN4 Dependant	Balanced	F7	43	41	100	5	300	A	80	Switch	Bed / Trolley 1.45m	See Guidance Notes	1
Operating Theatre Suite	25	18	Warm Air - Reheat Battery	BMS Adjustable Sensor	Yes	Comfort Cooled Fresh Air	In line with SHTM 03-01	In line with SHTM 03-01	In line with SHTM 03-01		F7	43	n/a	500	n/a	10,000 - 100,000	A	80	Switch	Bed / Trolley 1.45m	See Guidance Notes	n/a
Disposal Hold	28	18	Adjacent Space Transfer Air	None	No	None	Central Dirty Extract	0	6	Negative	None	43	n/a	100	n/a	None	A	90	Presence detection	Floor 0m	See Guidance Notes	n/a
DSR	28	18	Adjacent Space Transfer Air	None	No	None	Central Dirty Extract	0	6	Negative	None	43	n/a	100	n/a	None	A	90	Presence detection	Floor 0m	See Guidance Notes	n/a
Resus Trolley bay	25	18	Radiant Panels	Remote Sensor Adj.	Yes	Comfort Cooled Fresh Air	Central Supply Air	0	0	Balanced	None	43	n/a	500	n/a	None	A	90	Switch	Bed / Trolley 1.45m	See Guidance Notes	n/a
Baby Feeding Room / Nappy Change	25	18	Adjacent Space Transfer Air	None	No	None	Central Dirty Extract	0	10	Negative	None	43	41	100	n/a	None	A	80	Presence detection	Floor 0m	See Guidance Notes	n/a
Relatives Overnight Stay	25	20	Radiant Panels	Remote Sensor Adj.	Yes	Comfort Cooled Fresh Air	Central Supply and Extract	4	0	Positive	G4	43	41	100	n/a	None	A	80	Switch	Bed / Trolley 1.45m	See Guidance Notes	n/a
Pantry	28	18	Radiant Panels	Remote Sensor Adj.	Yes	Comfort Cooled Fresh Air	Central Supply and Extract	6	8	Negative	G4	43	41	300	n/a	None	A	80	Switch	Floor 0m	See Guidance Notes	n/a
Linen Bay	28	16	Adjacent Space Transfer Air	None	No	None	Central Supply and Extract	0	3	Negative	None	43	n/a	200	n/a	None	A	80	Presence detection	Floor 0m	See Guidance Notes	n/a
Multi Disciplinary Work Areas	25	18	Radiant Panels	Remote Sensor Adj.	Yes	Comfort Cooled Fresh Air	Central Supply and Extract	6	4	Positive	G4	43	n/a	300	n/a	1000	A	80	Switch	Desk 0.75 to 0.85m	See Guidance Notes	n/a
Open Plan Office	25	18	Radiant Panels	Remote Sensor Adj.	Yes	Comfort Cooled Fresh Air	Central Supply and Extract	6	4	Positive	G4	43	n/a	300	n/a	None	A	80	Switch	Desk 0.75 to 0.85m	See Guidance Notes	n/a
Equipment Decontamination	28	18	Radiant Panels	Remote Sensor Adj.	Yes	Comfort Cooled Fresh Air	Central Supply Air	6	0	Positive	G4	43	41	200	n/a	None	A	80	Presence detection	General working plane 1m	See Guidance Notes	n/a
Circulation Phone Both	28	18	Radiant Panels	Remote Sensor Adj.	No	None	Central Supply and Extract	0	0	Balanced	G4	43	41	200	n/a	None	A	80	Presence detection	Floor 0m	See Guidance Notes	n/a
Recovery Bay / Recovery Room	28	20	Radiant Panels	Remote Sensor Adj.	Yes	Comfort Cooled Fresh Air	Central Supply and Extract	15	15	Balanced	G4	43	41	500	n/a	1000	A	80	switch	Bed / Trolley 1.45m	See Guidance Notes	n/a
IPS Room	Manufacturer Dependant	Manufacturer Dependant	Adjacent Space Transfer Air	None	No	None	None	0	3	Negative	None	43	n/a	200	Not Applicable	None	A	80	Switch	Floor 0m	See Guidance Notes	n/a

Dept	Dept	Room Name	Qty	Room Function	ADB Code	Temp (max)	Temp (min)	Heating Type	Heating Control	Cooling (present)	Cooling (type)	Ventilation (type)	Supply (ach/hr)	Extract (ach/hr)	Relative pressure	Min filtration	Surface temp	Water temp	Safety Notes	Normal lux	Night lux	Local lux	Standby grade	Colour render	Control	Plane	Medical Location	
		Bathroom				28	20	Adjacent Space Transfer Air	None	No	None	Central Dirty Extract	0	10	Negative	None	43	41		200	n/a	None	A	80	Presence detection	Floor 0m	See Guidance Notes	n/a
		Bedroom				25	18	Radiant Panels	Remote Sensor Adj.	Yes	Comfort Cooled Fresh Air	Natural & Central Supply Air	4	via ensuite	Balanced	G4	43	41		100	5	300	A	80	Switch / Dimmer	Bed / Trolley 1.45m	See Guidance Notes	1
		Cellular / Ward Offices				25	18	Radiant Panels	Remote Sensor Adj.	Yes	Comfort Cooled Fresh Air	Central Supply and Extract	4	4	Balanced	G4	43	n/a		300	n/a	None	A	80	Switch	Desk 0.75 to 0.85m	See Guidance Notes	n/a
		Changing Facilities				28	18	Radiant Panels	Remote Sensor Adj.	Yes	Comfort Cooled Fresh Air	Central Supply and Extract	6	10	positive to wc	G4	43	41		100	n/a	None	A	80	Presence detection	Floor 0m	See Guidance Notes	n/a
		Circulation Areas				28	18	underfloor heating / none to suit location	BMS Adjustable Sensor	No	None	Central Supply and Extract or to suit location	to suit location	to suit location	Balanced	G4	43	41		200	n/a	None	A	80	presence detection	Floor 0m	See Guidance Notes	n/a
		Circulation Areas - Entrance Lobby				28	Not Controlled	Warm Air Door Curtain	BMS Adjustable Sensor	No	None	None	0	0	Balanced	None	n/a	n/a		200	n/a	None	A	80	Presence detection	Floor 0m	See Guidance Notes	n/a
		Classroom				25	18	Radiant Panels	Remote Sensor Adj.	Yes	Ceiling Cassette - Chilled Water	Central Supply and Extract	10 l/s per person	10 l/s per person	Balanced	G4	43	41		300	n/a	None	A	80	Switch	Desk 0.75 to 0.85m	See Guidance Notes	n/a
		Common room/staff room/lounge				28	18	Radiant Panels	Remote Sensor Adj.	Yes	Comfort Cooled Fresh Air	Central Supply and Extract	6	8	Negative	G4	43	41		300	n/a	None	A	80	Switch	Floor 0m	See Guidance Notes	n/a
		Consulting Room				28	18	Radiant Panels	Remote Sensor Adj.	Yes	Comfort Cooled Fresh Air	Central Supply and Extract	3	3	Balanced	G4	43	41		300	n/a	1000	A	80	Switch	Bed / Trolley 1.45m	See Guidance Notes	1
		Clean Utility				28	18	Radiant Panels	Remote Sensor Adj.	Yes	Comfort Cooled Fresh Air	Central Supply Air	6	0	Positive	G4	43	41		150	n/a	None	A	80	Presence detection	General working plane 1m	See Guidance Notes	n/a
		Dirty utility				28	18	Adjacent Space Transfer Air	None	No	None	Central Dirty Extract	0	6	Negative	None	43	41		200	n/a	None	A	80	Presence detection	Floor 0m	See Guidance Notes	n/a
		Diagnostic room				25	18	Warm Air - Reheat Battery	BMS Adjustable Sensor	Yes	Comfort Cooled Fresh Air	Central Supply and Extract	to suit location	to suit location	Balanced	F7	43	41		300	n/a	1000	A	80	Switch / Dimmer	General working plane 1m	See Guidance Notes	1
		Eating/Drinking				28	18	Radiant Panels	Remote Sensor Adj.	Yes	Comfort Cooled Fresh Air	Central Supply and Extract	10 l/s per person	10 l/s per person	Balanced	G4	43	41		300	n/a	None	A	80	Switch	Floor 0m	See Guidance Notes	n/a
		Ward Kitchen				28	18	Adjacent Space Transfer Air	None	Yes	Ceiling Cassette - Chilled Water	Central General Extract	0	6	Negative	G4	n/a	60		500	n/a	None	A	80	Switch	General working plane 1m	See Guidance Notes	n/a
		Small Workshop				28	18	Radiant Panels	Remote Sensor Adj.	Yes	Comfort Cooled Fresh Air	Central Supply and Extract	4	6	Negative	G4	43	41		300	n/a	None	A	80	Switch	Desk 0.75 to 0.85m	See Guidance Notes	n/a
		IT equipment (comms server)				25	18	None	None	Yes	Ceiling Cassette - Chilled Water	Central General Extract	0	2	Negative	None	n/a	n/a		300	n/a	None	A	80	Switch	Floor 0m	See Guidance Notes	n/a
		Kitchen (Commercial)				28	16	None	None	Yes	Ceiling Cassette - Chilled Water	Central Supply and Extract	DW172 Dependant	DW172 Dependant	Negative	G4	43	60		500	n/a	None	A	80	Switch	General working plane 1m	See Guidance Notes	n/a
		Laboratory				25	18	Radiant Panels	Remote Sensor Adj.	Yes	Ceiling Cassette - Chilled Water	Central Supply and Extract	6	6	Balanced	F7	43	60		500	n/a	None	A	80	Switch	Desk 0.75 to 0.85m	See Guidance Notes	n/a
		Laundry				28	18	Adjacent Space Transfer Air	None	Yes	Comfort Cooled Fresh Air	Central Supply and Extract	6	10	Negative	G4	43	60		300	n/a	None	A	80	Switch	Floor 0m	See Guidance Notes	n/a
		Meeting Room				25	18	Radiant Panels	Remote Sensor Adj.	Yes	Ceiling Cassette - Chilled Water	Central Supply and Extract	10 l/s per person	10 l/s per person	Balanced	G4	43	n/a		300	n/a	None	A	80	Switch	Desk 0.75 to 0.85m	See Guidance Notes	n/a
		Patient Accommodation Day				25	18	Radiant Panels	Remote Sensor Adj.	Yes	Comfort Cooled Fresh Air	Central Supply Air	4	4	Balanced	G4	43	41		100	n/a	None	A	80	Switch	Bed / Trolley 1.45m	See Guidance Notes	n/a
		Multi-bed Wards				25	18	Radiant Panels	Remote Sensor Adj.	Yes	Comfort Cooled Fresh Air	Natural and Central Supply Air	4	via ensuite	positive to ensuite	G4	43	41		100	5	300	A	80	Switch / dimmer	Bed / Trolley 1.45m	See Guidance Notes	n/a
		Physiotherapy Studio				28	18	Radiant Panels	Remote Sensor Adj.	Yes	Comfort Cooled Fresh Air	Central Supply and Extract	5	6	Negative	G4	43	41		300	n/a	None	A	80	Switch / Dimmer	Floor 0m	See Guidance Notes	n/a
		Body View				28	8	Radiant Panels	Remote Sensor Adj.	Yes	Ceiling Cassette - Specialist Cooling	Central Supply and Extract	4	6	Negative	G4	43	n/a		300	n/a	None	A	80	Switch / Dimmer	Floor 0m	See Guidance Notes	n/a
		Reception				28	18	Radiant Panels	Remote Sensor Adj.	Yes	Comfort Cooled Fresh Air	Central Supply Air	4	4	Balanced	G4	43	n/a		300	n/a	None	A	80	Switch	Desk 0.75 to 0.85m	See Guidance Notes	n/a
		Storage Area Med Gas				28	16	Frost protection	Room Thermostat	No	None	Natural ventilation	0	0	n/a	None	n/a	n/a		200	n/a	None	A	80	Presence detection	Floor 0m	See Guidance Notes	n/a
		Storage Area Equipment				28	16	Radiant Panels	Remote Sensor Adj.	No	None	Central General Extract	0	3	Negative	None	43	n/a		200	n/a	None	A	80	Presence detection	Floor 0m	See Guidance Notes	n/a
		Tea Making				28	18	Adjacent Space Transfer Air	None	No	None	Central General Extract	0	5	Negative	None	43	41		200	n/a	None	A	80	Presence detection	Floor 0m	See Guidance Notes	n/a
		Toilet				28	18	Adjacent Space Transfer Air	None	No	None	Central Dirty Extract	0	10	Negative	None	43	41		200	n/a	None	A	80	Presence detection	Floor 0m	See Guidance Notes	n/a
		Waiting Room				28	18	Radiant Panels	Remote Sensor Adj.	Yes	Comfort Cooled Fresh Air	Central Supply and Extract	5	5	Balanced	G4	43	n/a		300	n/a	None	A	80	Switch	Floor 0m	See Guidance Notes	n/a
		Treatment Room				28	18	Radiant Panels	Remote Sensor Adj.	Yes	Comfort Cooled Fresh Air	Central Supply Air	10	0	Positive	F7	43	41		500	n/a	1000	A	90	Switch	Bed / Trolley 1.45m	See Guidance Notes	n/a
		Isolation Lobby				25	18	Warm Air - Reheat Battery	Local / BMS Adjustable Sensor	Yes	Comfort Cooled Fresh Air	Central Supply	69	0	Positive	F7	43	n/a		200	n/a	None	A	80	Presence detection	Floor 0m	See Guidance Notes	n/a
		Resuscitation Bay				25	21	Radiant Panels	Remote Sensor Adj.	Yes	Comfort Cooled Fresh Air	Central Supply and Extract	10	6	Positive	G4	43	41		500	n/a	1000	A	80	Switch	Bed / Trolley 1.45m	See Guidance Notes	n/a
		Circulation Equipment Storage Bays				28	16	Adjacent Space Transfer Air	None	No	None	Central General Extract	0	3	Negative	None	43	n/a		200	n/a	None	A	80	Presence detection	Floor 0m	See Guidance Notes	n/a
		Isolation Bedroom				25	21	Adjacent Space Transfer Air	BMS Adjustable Sensor	Yes	Comfort Cooled Fresh Air	Supply via lobby	10	0	Balanced	F7	43	41		100	5	300	A	80	Switch / Dimmer	Bed / Trolley 1.45m	See Guidance Notes	1
		Operating Theatre Suite				25	18	warm air via AHU Battery	Local / BMS Adjustable Sensor	Yes	Comfort Cooled Fresh Air	Central Supply and Extract	In line with SHTM 03-01	In line with SHTM 03-01		F7	43	41		500	n/a	10,000 - 100,000	A	80	Switch	Bed / Trolley 1.45m	See Guidance Notes	n/a
		Disposal Hold				28	18	Adjacent Space Transfer Air	None	No	None	Central Dirty Extract	0	10	Negative	None	43	n/a		100	n/a	None	A	90	Presence detection	Floor 0m	See Guidance Notes	n/a
		DSR				28	18	Adjacent Space Transfer Air	None	No	None	Central Dirty Extract	0	6	Negative	None	43	60		100	n/a	None	A	90	Presence detection	Floor 0m	See Guidance Notes	n/a
		Resus Trolley bay				28	18	Adjacent Space Transfer Air	None	No	None	None	0	0	n/a	None	43	n/a		500	n/a	None	A	90	Switch	Bed / Trolley 1.45m	See Guidance Notes	n/a
		Baby Feeding				25	18	Radiant Panels	Remote Sensor Adj.	No	None	Central Supply Air	5	0	Positive	G4	43	41		100	n/a	None	A	80	Presence detection	Floor 0m	See Guidance Notes	n/a
		Nappy Change				25	18	Radiant Panels	Remote Sensor Adj.	No	None	Central Dirty Extract	0	10	Negative	None	43	41		100	n/a	None	A	80	Presence detection	Floor 0m	See Guidance Notes	n/a
		Relatives Overnight Stay				28	20	Radiant Panels	Remote Sensor Adj.	Yes	Comfort Cooled Fresh Air	Central Supply and Extract	4	0	Positive	G4	43	41		100	n/a	None	A	80	Switch	Bed / Trolley 1.45m	See Guidance Notes	n/a
		Pantry				28	18	Radiant Panels	Remote Sensor Adj.	Yes	Comfort Cooled Fresh Air	Central Supply and Extract	6	8	Negative	G4	43	41		300	n/a	None	A	80	Switch	Floor 0m	See Guidance Notes	n/a
		Linen Bay				28	16	Adjacent Space Transfer Air	None	No	None	Central Extract	0	3	Negative	None	43	n/a		200	n/a	None	A	80	Presence detection	Floor 0m	See Guidance Notes	n/a
		Multi Disciplinary Work Areas				25	18	Radiant Panels	Remote Sensor Adj.	Yes	Comfort Cooled Fresh Air	Central Supply and Extract	4	4	Balanced	G4	43	n/a		300	n/a	1000	A	80	Switch	Desk 0.75 to 0.85m	See Guidance Notes	n/a
		Open Plan Office				25	18	Radiant Panels	Remote Sensor Adj.	Yes	Comfort Cooled Fresh Air	Central Supply and Extract	4	4	Balanced	G4	43	n/a		300	n/a	None	A	80	Switch	Desk 0.75 to 0.85m	See Guidance Notes	n/a
		Equipment Decontamination				28	18	Radiant Panels	Remote Sensor Adj.	Yes	Comfort Cooled Fresh Air	Central Supply and Extract	7	10	Negative	G4	43	41		200	n/a	None	A	80	Presence detection	General working plane 1m	See Guidance Notes	n/a
		Circulation Phone Booth				28	18	Radiant Panels	Remote Sensor Adj.	No	None	n/a	0	0	n/a	n/a	n/a	n/a		200	n/a	None	A	80	Presence detection	Floor 0m	See Guidance Notes	n/a
		Recovery Bay / Recovery Room				28	20	Radiant Panels	Remote Sensor Adj.	Yes	Comfort Cooled Fresh Air	Central Supply and Extract	15	15	Balanced	G4	43	41		500	n/a	1000	A	80	Switch / Dimmer	Bed / Trolley 1.45m	See Guidance Notes	n/a
		Staff Base				28	18	Radiant Panels	Remote Sensor Adj.	No	None	Central Supply and Extract	10 l/s per person	10 l/s per person	Balanced	G4	n/a	n/a		200/300	n/a	None	A	80	Switch / Dimmer	Desk 0.75 to 0.85m	See Guidance Notes	n/a
Dept	Dept	Room Name	Qty	Room Function	ADB Code	Temp (max)	Temp (min)	Heating Type	Heating Control	Cooling (present)	Cooling (type)	Ventilation (type)	Supply (ach/hr)	Extract (ach/hr)	Relative pressure	Min filtration	Surface temp	Water temp	Safety Notes	Normal lux	Night lux	Local lux	Standby grade	Colour render	Control	Plane	Medical Location	
		Main Entrance Draught Lobby	2	10.0	Circulation Areas - Entrance Lobby	G0800-01	28	Not Controlled	Warm Air Door Curtain	BMS Adjustable Sensor	No	None	0	0	Balanced	None	n/a	n/a		200	n/a	None	A	80	Presence detection	Floor 0m	See Guidance Notes	n/a
		Parking Bay: 6 wheelchairs	1	4.0	Circulation Equipment Storage Bays	G0180-02	28	16	Adjacent Space Transfer Air	None	No	None	0	3	Negative	None	43	n/a		200	n/a	None	A	80				

RHSC / DCN Environmental Matrix

Dept	Room Name	Qty	Room Function	ADB Code	Temp (max)	Temp (min)	Heating Type	Heating Control	Cooling (present)	Cooling (type)	Ventilation (type)	Supply (ach/hr)	Extract (ach/hr)	Relative pressure	Min filtration	Surface temp	Water temp	Safety Notes	Normal lux	Night lux	Local lux	Standby grade	Colour render	Control	Plane	Medical Location		
A1 Emergency Department	Nappy Change	1	4.0 Toilet	V1131	28	18	Adjacent Space Transfer Air	None	No	None	Central Dirty Extract	0	10	Negative	None	43	41		200	n/a	None	A	80	Presence detection	Floor 0m	See Guidance Notes	n/a	
	Baby Infant / Feeding Room	1	4.0 baby Feeding	S0012	25	18	Radiant Panels	Remote Sensor Adj.	No	None	Central Supply Air	5	0	Positive	G4	43	41		100	n/a	None	A	80	Presence detection	Floor 0m	See Guidance Notes	n/a	
	Triage Room	1	16.0 Consulting Room	X0242-03	28	18	Radiant Panels	Remote Sensor Adj.	Yes	Comfort Cooled Fresh Air	Central Supply and Extract	3	3	Balanced	G4	43	41		300	n/a	1000	A	80	Switch	Bed / Trolley 1.45m	See Guidance Notes	1	
	Treatment Room: Dual Access (Mental Health)	10	16.0 Treatment Room	X0242-04	28	18	Radiant Panels	Remote Sensor Adj.	Yes	Comfort Cooled Fresh Air	Central Supply Air	10	0	Positive	F7	43	41		500	n/a	1000	A	90	Switch	Bed / Trolley 1.45m	See Guidance Notes	n/a	
	Treatment Room: Single Access	4	14.0 Treatment Room	X0242-02	28	18	Radiant Panels	Remote Sensor Adj.	Yes	Comfort Cooled Fresh Air	Central Supply Air	10	0	Positive	F7	43	41		500	n/a	1000	A	90	Switch	Bed / Trolley 1.45m	See Guidance Notes	n/a	
	WC - Wheelchair accessible	2	4.5 Toilet	V0922	28	18	Adjacent Space Transfer Air	None	No	None	Central Dirty Extract	0	10	Negative	None	43	41		200	n/a	None	A	80	Presence detection	Floor 0m	See Guidance Notes	n/a	
	Plaster Suite (2 bays)	1	24.0 Consulting Room	X0206	28	18	Radiant Panels	Remote Sensor Adj.	Yes	Comfort Cooled Fresh Air	Central Supply and Extract	3	3	Balanced	G4	43	41		300	n/a	1000	A	80	Switch	Bed / Trolley 1.45m	See Guidance Notes	1	
	Store - Plaster	1	6.0 Storage Area Equipment	W1585-??	28	16	Radiant Panels	Remote Sensor Adj.	No	None	Central General Extract	0	3	Negative	None	43	n/a		200	n/a	None	A	80	Presence detection	Floor 0m	See Guidance Notes	n/a	
	Quiet Room	1	12.0 Cellular / Ward Offices	M0251	25	18	Radiant Panels	Remote Sensor Adj.	Yes	Comfort Cooled Fresh Air	Central Supply and Extract	4	4	Balanced	G4	43	n/a		300	n/a	None	A	80	Switch	Desk 0.75 to 0.85m	See Guidance Notes	n/a	
	Supplies Base	1	10.0 Storage Area Equipment	W1585-??	28	16	Radiant Panels	Remote Sensor Adj.	No	None	Central General Extract	0	3	Negative	None	43	n/a		200	n/a	None	A	80	Presence detection	Floor 0m	See Guidance Notes	n/a	
	Washdown Room	1	16.0 Dirty Utility	Y0431	28	18	Adjacent Space Transfer Air	None	No	None	Central Dirty Extract	0	6	Negative	None	43	41		200	n/a	None	A	80	Presence detection	Floor 0m	See Guidance Notes	n/a	
	General X-Ray Room	1	33.0 Diagnostic room	E0128	25	18	Warm Air - Reheat Battery	BMS Adjustable Sensor	Yes	Comfort Cooled Fresh Air	Central Supply and Extract	to suit location	to suit location	Balanced	F7	43	41		300	n/a	1000	A	80	Switch / Dimmer	General working plane 1m	See Guidance Notes	1	
	Consultant Psychiatrist / Psychologist Office	1	20.5 Cellular / Ward Offices	M0251	25	18	Radiant Panels	Remote Sensor Adj.	Yes	Comfort Cooled Fresh Air	Central Supply and Extract	4	4	Balanced	G4	43	n/a		300	n/a	None	A	80	Switch	Desk 0.75 to 0.85m	See Guidance Notes	n/a	
	Changing Cubicle	1	4.0 Changing Facilities	V0726	28	18	Radiant Panels	Remote Sensor Adj.	Yes	Comfort Cooled Fresh Air	Central Supply and Extract	6	10	positive to wc	G4	43	41		100	n/a	None	A	80	Presence detection	Floor 0m	See Guidance Notes	n/a	
	Resuscitation Room: 2 places	2	50.0 Resuscitation Bay	X0242-06	25	21	Radiant Panels	Remote Sensor Adj.	Yes	Comfort Cooled Fresh Air	Central Supply and Extract	10	6	Positive	G4	43	41		500	n/a	1000	A	80	Switch	Bed / Trolley 1.45m	See Guidance Notes	n/a	
	Sitting Room	1	16.0 Common room/staff room/lounge	D1120	28	18	Radiant Panels	Remote Sensor Adj.	Yes	Comfort Cooled Fresh Air	Central Supply and Extract	6	8	Negative	G4	43	41		300	n/a	None	A	80	Switch	Floor 0m	See Guidance Notes	n/a	
	WC - Wheelchair accessible	1	4.5 Toilet	V0922	28	18	Adjacent Space Transfer Air	None	No	None	Central Dirty Extract	0	10	Negative	None	43	41		200	n/a	None	A	80	Presence detection	Floor 0m	See Guidance Notes	n/a	
	Body Viewing Room	1	10.0 Body View	S0027-01	28	8	Radiant Panels	Remote Sensor Adj.	Yes	Ceiling Cassette - Specialist Cooling	Central Supply and Extract	4	6	Negative	G4	43	n/a		300	n/a	None	A	80	Switch / Dimmer	Floor 0m	See Guidance Notes	n/a	
	Laboratory - Near Patient Testing / Status	1	8.0 Laboratory	L1308	25	18	Radiant Panels	Remote Sensor Adj.	Yes	Ceiling Cassette - Chilled Water	Central Supply and Extract	6	6	Balanced	F7	43	60		500	n/a	None	A	80	Switch	Desk 0.75 to 0.85m	See Guidance Notes	n/a	
	Dirty Utility	1	11.0 Dirty Utility	Y0431	28	18	Adjacent Space Transfer Air	None	No	None	Central Dirty Extract	0	6	Negative	None	43	41		200	n/a	None	A	80	Presence detection	Floor 0m	See Guidance Notes	n/a	
	Pantry - Staff / Patient	1	5.0 Pantry	P0627	28	18	Radiant Panels	Remote Sensor Adj.	Yes	Comfort Cooled Fresh Air	Central Supply and Extract	6	8	Negative	G4	43	41		300	n/a	None	A	80	Switch	Floor 0m	See Guidance Notes	n/a	
	WC - Staff	2	3.0 Toilet	V1010-03	28	18	Adjacent Space Transfer Air	None	No	None	Central Dirty Extract	0	10	Negative	None	43	41		200	n/a	None	A	80	Presence detection	Floor 0m	See Guidance Notes	n/a	
	Staff Shower: ambulant	2	2.5 Bathroom	V1736	28	20	Adjacent Space Transfer Air	None	No	None	Central Dirty Extract	0	10	Negative	None	43	41		200	n/a	None	A	80	Presence detection	Floor 0m	See Guidance Notes	n/a	
	Male Staff Changing Room and Lockers: 20 places	1	11.5 Changing Facilities	V0726	28	18	Radiant Panels	Remote Sensor Adj.	Yes	Comfort Cooled Fresh Air	Central Supply and Extract	6	10	positive to wc	G4	43	41		100	n/a	None	A	80	Presence detection	Floor 0m	See Guidance Notes	n/a	
	Female Staff Changing and Lockers: 30 places	1	16.0 Changing Facilities	V0726	28	18	Radiant Panels	Remote Sensor Adj.	Yes	Comfort Cooled Fresh Air	Central Supply and Extract	6	10	positive to wc	G4	43	41		100	n/a	None	A	80	Presence detection	Floor 0m	See Guidance Notes	n/a	
	Beverage Bay	1	3.0 Tea Making	P0625	28	18	Adjacent Space Transfer Air	None	No	None	Central General Extract	0	5	Negative	None	43	41		200	n/a	None	A	80	switch	Floor 0m	See Guidance Notes	n/a	
	Secretary/Filing Office	1	18.0 Cellular / Ward Offices	M0251	25	18	Radiant Panels	Remote Sensor Adj.	Yes	Comfort Cooled Fresh Air	Central Supply and Extract	4	4	Balanced	G4	43	n/a		300	n/a	None	A	80	Switch	Desk 0.75 to 0.85m	See Guidance Notes	n/a	
	Ward Manager's Office	1	16.0 Cellular / Ward Offices	M0251	25	18	Radiant Panels	Remote Sensor Adj.	Yes	Comfort Cooled Fresh Air	Central Supply and Extract	4	4	Balanced	G4	43	n/a		300	n/a	None	A	80	Switch	Desk 0.75 to 0.85m	See Guidance Notes	n/a	
	Admin Office	1	20.5 Cellular / Ward Offices	M0251	25	18	Radiant Panels	Remote Sensor Adj.	Yes	Comfort Cooled Fresh Air	Central Supply and Extract	4	4	Balanced	G4	43	n/a		300	n/a	None	A	80	Switch	Desk 0.75 to 0.85m	See Guidance Notes	n/a	
	Interview/Meeting Room: 6 persons	1	9.0 Meeting Room	H1313-02	25	18	Radiant Panels	Remote Sensor Adj.	Yes	Ceiling Cassette - Chilled Water	Central Supply and Extract	10 l/s per person	10 l/s per person	Balanced	G4	43	n/a		300	n/a	None	A	80	Switch	Desk 0.75 to 0.85m	See Guidance Notes	n/a	
	Store - Equipment & Supplies	1	18.0 Storage Area Equipment	W1585	28	16	Radiant Panels	Remote Sensor Adj.	No	None	Central General Extract	0	3	Negative	None	43	n/a		200	n/a	None	A	80	Presence detection	Floor 0m	See Guidance Notes	n/a	
	Linen Bay (1 Trolley)	1	1.5 Linen Bay	W1594-01	28	16	Adjacent Space Transfer Air	None	No	None	Central Extract	0	3	Negative	None	43	n/a		200	n/a	None	A	80	Presence detection	Floor 0m	See Guidance Notes	n/a	
	Store - Stock & Sterile Supplies	1	18.0 Storage Area Equipment	W1585-??	28	16	Radiant Panels	Remote Sensor Adj.	No	None	Central General Extract	0	3	Negative	None	43	n/a		200	n/a	None	A	80	Presence detection	Floor 0m	See Guidance Notes	n/a	
	Store - Dispensing Drugs	1	8.0 Storage Area Equipment	W1585-??	28	16	Radiant Panels	Remote Sensor Adj.	No	None	Central General Extract	0	3	Negative	None	43	n/a		200	n/a	None	A	80	Presence detection	Floor 0m	See Guidance Notes	n/a	
	Store - Major Incident / Ambulance Equipment	1	6.0 Storage Area Equipment	W1585-??	28	16	Radiant Panels	Remote Sensor Adj.	No	None	Central General Extract	0	3	Negative	None	43	n/a		200	n/a	None	A	80	Presence detection	Floor 0m	See Guidance Notes	n/a	
	Store - Medical Gas Cylinders	1	3.0 Storage Area Med Gas	W1585-??	28	16	Frost protection	Room Thermostat	No	None	Natural ventilation	0	0	n/a	None	n/a	n/a		200	n/a	None	A	80	Presence detection	Floor 0m	See Guidance Notes	n/a	
	Disposal Hold	1	10.0 Disposal Hold	Y0646	28	18	Adjacent Space Transfer Air	None	No	None	Central Dirty Extract	0	10	Negative	None	43	n/a		100	n/a	None	A	90	Presence detection	Floor 0m	See Guidance Notes	n/a	
	DSR	1	7.0 DSR	Y1510	28	18	Adjacent Space Transfer Air	None	No	None	Central Dirty Extract	0	6	Negative	None	43	60		100	n/a	None	A	90	Presence detection	Floor 0m	See Guidance Notes	n/a	
	A2 Paediatric Acute Receiving Unit 34 Beds	4 Bed Room	1	63.0 Multi-bed Wards	B0405	25	18	Radiant Panels	Remote Sensor Adj.	Yes	Comfort Cooled Fresh Air	Natural and Central Supply Air	4	via ensuite	positive to ensuite	G4	43	41		100	5	300	A	80	switch / dimmer	Bed / Trolley 1.45m	See Guidance Notes	n/a
		En-suite wheelchair-accessible WC, Shower & wash	1	6.0 Bathroom	V1643	28	20	Adjacent Space Transfer Air	None	No	None	Central Dirty Extract	0	10	Negative	None	43	41		200	n/a	None	A	80	Presence detection	Floor 0m	See Guidance Notes	n/a
		Single Bedroom	6	17.0 Bedroom	B0305-01	25	18	Radiant Panels	Remote Sensor Adj.	Yes	Comfort Cooled Fresh Air	Natural & Central Supply Air	4	via ensuite	Balanced	G4	43	41		100	5	300	A	80	Switch / Dimmer	Bed / Trolley 1.45m	See Guidance Notes	1
		En-suite wheelchair-accessible WC, Shower & wash	6	4.5 Bathroom	V1643	28	20	Adjacent Space Transfer Air	None	No	None	Central Dirty Extract	0	10	Negative	None	43	41		200	n/a	None	A	80	Presence detection	Floor 0m	See Guidance Notes	n/a
		Reception/Staff Base	1	6.0 Reception	J0132-01	28	18	Radiant Panels	Remote Sensor Adj.	Yes	Comfort Cooled Fresh Air	Central Supply Air	4	4	Balanced	G4	43	n/a		300	n/a	None	A	80	Switch	Desk 0.75 to 0.85m	See Guidance Notes	n/a
		Touchdown Base	4	2.0 staff base	T0151	28	18	Radiant Panels	Remote Sensor Adj.	No	None	Central Supply and Extract	10l/s/per person	10l/s/per person	Balanced	G4	n/a	n/a		200/300	n/a	None	A	80	Switch / Dimmer	Desk 0.75 to 0.85m	See Guidance Notes	n/a
		Single Isolation Bed Room	1	17.0 Isolation Bedroom	B0308	25	21	Adjacent Space Transfer Air	BMS Adjustable Sensor	Yes	Comfort Cooled Fresh Air	Supply via lobby	10	0	Balanced	F7	43	41		100	5	300	A	80	Switch / Dimmer	Bed / Trolley 1.45m	See Guidance Notes	1
		Isolation Bedroom Entrance Lobby	1	4.0 Isolation Lobby	G0510	25	18	Warm Air - Reheat Battery	Local / BMS Adjustable Sensor	Yes	Comfort Cooled Fresh Air	Central Supply	69	0	Positive	F7	43	n/a		200	n/a	None	A	80	Presence detection	Floor 0m	See Guidance Notes	n/a
		Single Bedroom (RHSC)	13	17.0 Bedroom	B0305-01	25	18	Radiant Panels	Remote Sensor Adj.	Yes	Comfort Cooled Fresh Air	Natural & Central Supply Air	4	via ensuite	Balanced	G4	43	41		100	5	300	A	80	Switch / Dimmer	Bed / Trolley 1.45m	See Guidance Notes	1
En-suite wheelchair-accessible WC, Shower & wash		14	4.5 Bathroom	V1643	28	20	Adjacent Space Transfer Air	None	No	None	Central Dirty Extract	0	10	Negative	None	43	41		200	n/a	None	A	80	Presence detection	Floor 0m	See Guidance Notes	n/a	
4 Bed Room		2	58.5 Multi-bed Wards	B0405	25	18	Radiant Panels	Remote Sensor Adj.	Yes	Comfort Cooled Fresh Air	Natural and Central Supply Air	4	via ensuite	positive to ensuite	G4	43	41		100	5	300	A	80	switch / dimmer	Bed / Trolley 1.45m	See Guidance Notes	n/a	
En-suite wheelchair-accessible WC, Shower & wash		2	4.5 Bathroom	V1643	28	20	Adjacent Space Transfer Air	None	No	None	Central Dirty Extract	0	10	Negative	None	43	41		200	n/a	None	A	80	Presence detection	Floor 0m	See Guidance Notes	n/a	
Single Bedroom (RHSC)		2	17.0 Bedroom	B0305-01	25	18	Radiant Panels	Remote Sensor Adj.	Yes	Comfort Cooled Fresh Air	Natural & Central Supply Air	4	via ensuite	Balanced	G4	43	41		100	5	300	A	80	Switch / Dimmer	Bed / Trolley 1.45m	See Guidance Notes	1	
En-suite wheelchair-accessible WC, Shower & wash		2	4.5 Bathroom	V1643	28	20	Adjacent Space Transfer Air	None	No	None	Central Dirty Extract	0	10	Negative	None</													

RHSC / DCN Environmental Matrix

Dept	Room Name	Qty	Room Function	ADB Code	Temp (max)	Temp (min)	Heating Type	Heating Control	Cooling (present)	Cooling (type)	Ventilation (type)	Supply (ach/hr)	Extract (ach/hr)	Relative pressure	Min filtration	Surface temp	Water temp	Safety Notes	Normal lux	Night lux	Local lux	Standby grade	Colour render	Control	Plane	Medical Location			
	Senior Academic Staff Office	6	Cellular / Ward Offices	M0251	25	18	Radiant Panels	Remote Sensor Adj.	Yes	Comfort Cooled Fresh Air	Central Supply and Extract	4	4	Balanced	G4	43	n/a		300	n/a	None	A	80	Switch	Desk 0.75 to 0.85m	See Guidance Notes	n/a		
	16 Person Office	1	Cellular / Ward Offices	M0251	25	18	Radiant Panels	Remote Sensor Adj.	Yes	Comfort Cooled Fresh Air	Central Supply and Extract	4	4	Balanced	G4	43	n/a		300	n/a	None	A	80	Switch	Desk 0.75 to 0.85m	See Guidance Notes	n/a		
	WC - Staff	2	Toilet	V1010-03	28	18	Adjacent Space Transfer Air	None	No	None	Central Dirty Extract	0	10	Negative	None	43	41		200	n/a	None	A	80	Presence detection	Floor 0m	See Guidance Notes	n/a		
	WC - Visitors	1	Toilet	V1010-02	28	18	Adjacent Space Transfer Air	None	No	None	Central Dirty Extract	0	10	Negative	None	43	41		200	n/a	None	A	80	Presence detection	Floor 0m	See Guidance Notes	n/a		
	Clean Utility	1	Clean Utility	T0101	28	18	Radiant Panels	Remote Sensor Adj.	Yes	Comfort Cooled Fresh Air	Central Supply Air	6	0	Positive	G4	43	41		150	n/a	None	A	80	Presence detection	General working plane 1m	See Guidance Notes	n/a		
	Dirty Utility	1	Dirty utility	Y0431	28	18	Adjacent Space Transfer Air	None	No	None	Central Dirty Extract	0	6	Negative	None	43	41		200	n/a	None	A	80	Presence detection	Floor 0m	See Guidance Notes	n/a		
	Pantry	1	Pantry	P0627	28	18	Radiant Panels	Remote Sensor Adj.	Yes	Comfort Cooled Fresh Air	Central Supply and Extract	6	8	Negative	G4	43	41		300	n/a	None	A	80	Switch	Floor 0m	See Guidance Notes	n/a		
	Resuscitation Trolley Bay	1	Resus Trolley bay	G0180-01	28	18	Adjacent Space Transfer Air	None	No	None	None	None	0	0	n/a	None	43	n/a		500	n/a	None	A	80	switch	Floor 0m	See Guidance Notes	n/a	
	Linen Bay (1 Trolley)	2	Storage Area Equipment	W1585-??	28	16	Radiant Panels	Remote Sensor Adj.	No	None	Central General Extract	0	3	Negative	None	43	n/a		200	n/a	None	A	80	Presence detection	Floor 0m	See Guidance Notes	n/a		
	Store - General	1	Storage Area Equipment	W1585	28	16	Radiant Panels	Remote Sensor Adj.	No	None	Central General Extract	0	3	Negative	None	43	n/a		200	n/a	None	A	80	Presence detection	Floor 0m	See Guidance Notes	n/a		
	Store - Equipment	1	Storage Area Equipment	W1585	28	16	Radiant Panels	Remote Sensor Adj.	No	None	Central General Extract	0	3	Negative	None	43	n/a		200	n/a	None	A	80	Presence detection	Floor 0m	See Guidance Notes	n/a		
	Host Bay	1	3.0 Circulation Equipment Storage Bays	G0180-03	28	16	Adjacent Space Transfer Air	None	No	None	Central General Extract	0	3	Negative	None	43	n/a		200	n/a	None	A	80	Presence detection	Floor 0m	See Guidance Notes	n/a		
	DSR	1	DSR	Y1510	28	18	Adjacent Space Transfer Air	None	No	None	Central Dirty Extract	0	6	Negative	None	43	60		100	n/a	None	A	90	Presence detection	Floor 0m	See Guidance Notes	n/a		
	Ward Kitchen	1	Ward Kitchen	P0627-01	28	18	Adjacent Space Transfer Air	None	Yes	Ceiling Cassette - Chilled Water	Central General Extract	0	6	Negative	G4	n/a	60		500	n/a	None	A	80	Switch	General working plane 1m	See Guidance Notes	n/a		
	Disposal Hold	1	Disposal Hold	Y0646	28	18	Adjacent Space Transfer Air	None	No	None	Central Dirty Extract	0	10	Negative	None	43	n/a		100	n/a	None	A	90	Presence detection	Floor 0m	See Guidance Notes	n/a		
A3	PARU / Emergency / Radiology / Shared Support	Meeting / Case Conference Room	1	32.0	Meeting Room	H1313-03	25	18	Radiant Panels	Remote Sensor Adj.	Yes	Ceiling Cassette - Chilled Water	Central Supply and Extract	10 l/s per person	10 l/s per person	Balanced	G4	43	n/a		300	n/a	None	A	80	Switch	Desk 0.75 to 0.85m	See Guidance Notes	n/a
	Seminar & Training Room	1	32.0	Meeting Room	H1313-03	25	18	Radiant Panels	Remote Sensor Adj.	Yes	Ceiling Cassette - Chilled Water	Central Supply and Extract	10 l/s per person	10 l/s per person	Balanced	G4	43	n/a		300	n/a	None	A	80	Switch	Desk 0.75 to 0.85m	See Guidance Notes	n/a	
	Staff Room	1	80.0	Common room/staff room/lounge	D0608-03	28	18	Radiant Panels	Remote Sensor Adj.	Yes	Comfort Cooled Fresh Air	Central Supply and Extract	6	8	Negative	G4	43	41		300	n/a	None	A	80	Switch	Floor 0m	See Guidance Notes	n/a	
B1	Waiting Area (Visitors)	1	16.5	Waiting Room	J0132-02	28	18	Radiant Panels	Remote Sensor Adj.	Yes	Comfort Cooled Fresh Air	Central Supply and Extract	5	5	Balanced	G4	43	n/a		300	n/a	None	A	80	Switch	Floor 0m	See Guidance Notes	n/a	
	WC - Wheelchair accessible	1	4.5	Toilet	V0922	28	18	Adjacent Space Transfer Air	None	No	None	Central Dirty Extract	0	10	Negative	None	43	41		200	n/a	None	A	80	Presence detection	Floor 0m	See Guidance Notes	n/a	
	Public Telephone Booth	1	2.0	Circulation Phone Booth	G0710	28	18	Adjacent Space Transfer Air	None	No	None	n/a	0	0	n/a	n/a	n/a		200	n/a	None	A	80	Presence detection	Floor 0m	See Guidance Notes	n/a		
	Reception	1	7.0	Reception	J0132-01	28	18	Radiant Panels	Remote Sensor Adj.	Yes	Comfort Cooled Fresh Air	Central Supply Air	4	4	Balanced	G4	43	n/a		300	n/a	None	A	80	Switch	Desk 0.75 to 0.85m	See Guidance Notes	n/a	
	Office - 4 person	1	20.0	Cellular / Ward Offices	M0251	25	18	Radiant Panels	Remote Sensor Adj.	Yes	Comfort Cooled Fresh Air	Central Supply and Extract	4	4	Balanced	G4	43	n/a		300	n/a	None	A	80	Switch	Desk 0.75 to 0.85m	See Guidance Notes	n/a	
	Staff Base	1	12.0	Cellular / Ward Offices	M0251	25	18	Radiant Panels	Remote Sensor Adj.	Yes	Comfort Cooled Fresh Air	Central Supply and Extract	4	4	Balanced	G4	43	n/a		300	n/a	None	A	80	Switch	Desk 0.75 to 0.85m	See Guidance Notes	n/a	
	Single Bed Isolation Cubicle	2	26.0	Isolation Bedroom	B1401-01	25	21	Adjacent Space Transfer Air	BMS Adjustable Sensor	Yes	Comfort Cooled Fresh Air	Supply via lobby	10	0	Balanced	F7	43	41		100	5	300	A	80	Switch / Dimmer	Bed / Trolley 1.45m	See Guidance Notes	1	
	Gowning Lobby	2	6.0	Isolation Lobby	G0510	25	18	Warm Air - Reheat Battery	Local / BMS Adjustable Sensor	Yes	Comfort Cooled Fresh Air	Central Supply	69	0	Positive	F7	43	n/a		200	n/a	None	A	80	Presence detection	Floor 0m	See Guidance Notes	n/a	
	Single Bed Cubicle	2	26.0	Bedroom	B1401	25	18	Radiant Panels	Remote Sensor Adj.	Yes	Comfort Cooled Fresh Air	Natural & Central Supply Air	4	via ensuite	Balanced	G4	43	41		100	5	300	A	80	Switch / Dimmer	Bed / Trolley 1.45m	See Guidance Notes	1	
	Open Plan Bay (4 beds)	1	104.0	Multi-bed Wards	B1609-01	25	18	Radiant Panels	Remote Sensor Adj.	Yes	Comfort Cooled Fresh Air	Natural and Central Supply Air	4	via ensuite	positive to ensuite	G4	43	41		100	5	300	A	80	switch / dimmer	Bed / Trolley 1.45m	See Guidance Notes	n/a	
	Staff Base	1	4.0	Cellular / Ward Offices	M0251	25	18	Radiant Panels	Remote Sensor Adj.	Yes	Comfort Cooled Fresh Air	Central Supply and Extract	4	4	Balanced	G4	43	n/a		300	n/a	None	A	80	Switch	Desk 0.75 to 0.85m	See Guidance Notes	n/a	
	Single Bed Cubicle	1	26.0	Bedroom	B1401	25	18	Radiant Panels	Remote Sensor Adj.	Yes	Comfort Cooled Fresh Air	Natural & Central Supply Air	4	via ensuite	Balanced	G4	43	41		100	5	300	A	80	Switch / Dimmer	Bed / Trolley 1.45m	See Guidance Notes	1	
	Single Bed Isolation Cubicle	1	26.0	Isolation Bedroom	B1401-01	25	21	Adjacent Space Transfer Air	BMS Adjustable Sensor	Yes	Comfort Cooled Fresh Air	Supply via lobby	10	0	Balanced	F7	43	41		100	5	300	A	80	Switch / Dimmer	Bed / Trolley 1.45m	See Guidance Notes	1	
	Gowning Lobby	1	6.0	Isolation Lobby	G0510	25	18	Warm Air - Reheat Battery	Local / BMS Adjustable Sensor	Yes	Comfort Cooled Fresh Air	Central Supply	69	0	Positive	F7	43	n/a		200	n/a	None	A	80	Presence detection	Floor 0m	See Guidance Notes	n/a	
	Open Plan Bay (4 beds)	1	80.0	Multi-bed Wards	B1609-01	25	18	Radiant Panels	Remote Sensor Adj.	Yes	Comfort Cooled Fresh Air	Natural and Central Supply Air	4	via ensuite	positive to ensuite	G4	43	41		100	5	300	A	80	switch / dimmer	Bed / Trolley 1.45m	See Guidance Notes	n/a	
	Patients' Assisted Bathroom	1	14.0	Bathroom	V1736	28	20	Adjacent Space Transfer Air	None	No	None	Central Dirty Extract	0	10	Negative	None	43	41		200	n/a	None	A	80	Presence detection	Floor 0m	See Guidance Notes	n/a	
	Staff Base	1	6.0	Cellular / Ward Offices	M0251	25	18	Radiant Panels	Remote Sensor Adj.	Yes	Comfort Cooled Fresh Air	Central Supply and Extract	4	4	Balanced	G4	43	n/a		300	n/a	None	A	80	Switch	Desk 0.75 to 0.85m	See Guidance Notes	n/a	
	Single Bed Cubicle	1	15.0	Bedroom	B1401	25	18	Radiant Panels	Remote Sensor Adj.	Yes	Comfort Cooled Fresh Air	Natural & Central Supply Air	4	via ensuite	Balanced	G4	43	41		100	5	300	A	80	Switch / Dimmer	Bed / Trolley 1.45m	See Guidance Notes	1	
	En-suite wheelchair-accessible WC, Shower & wash	1	4.5	Bathroom	V1643	28	20	Adjacent Space Transfer Air	None	No	None	Central Dirty Extract	0	10	Negative	None	43	41		200	n/a	None	A	80	Presence detection	Floor 0m	See Guidance Notes	n/a	
	Open Plan Bay (3 cots)	1	45.0	Multi-bed Wards	B1407-01	25	18	Radiant Panels	Remote Sensor Adj.	Yes	Comfort Cooled Fresh Air	Natural and Central Supply Air	4	via ensuite	positive to ensuite	G4	43	41		100	5	300	A	80	switch / dimmer	Bed / Trolley 1.45m	See Guidance Notes	n/a	
	Staff Base	1	4.0	Cellular / Ward Offices	M0251	25	18	Radiant Panels	Remote Sensor Adj.	Yes	Comfort Cooled Fresh Air	Central Supply and Extract	4	4	Balanced	G4	43	n/a		300	n/a	None	A	80	Switch	Desk 0.75 to 0.85m	See Guidance Notes	n/a	
	Single Cot Cubicle	1	26.0	Bedroom	B1421	25	18	Radiant Panels	Remote Sensor Adj.	Yes	Comfort Cooled Fresh Air	Natural & Central Supply Air	4	via ensuite	Balanced	G4	43	41		100	5	300	A	80	Switch / Dimmer	Bed / Trolley 1.45m	See Guidance Notes	1	
	Single Bed Isolation Cubicle	1	26.0	Isolation Bedroom	B1401-01	25	21	Adjacent Space Transfer Air	BMS Adjustable Sensor	Yes	Comfort Cooled Fresh Air	Supply via lobby	10	0	Balanced	F7	43	41		100	5	300	A	80	Switch / Dimmer	Bed / Trolley 1.45m	See Guidance Notes	1	
	Gowning Lobby	1	6.0	Isolation Lobby	G0510	25	18	Warm Air - Reheat Battery	Local / BMS Adjustable Sensor	Yes	Comfort Cooled Fresh Air	Central Supply	69	0	Positive	F7	43	n/a		200	n/a	None	A	80	Presence detection	Floor 0m	See Guidance Notes	n/a	
	Open Plan Bay (4 beds)	1	104.0	Multi-bed Wards	B1609-02	25	18	Radiant Panels	Remote Sensor Adj.	Yes	Comfort Cooled Fresh Air	Natural and Central Supply Air	4	via ensuite	positive to ensuite	G4	43	41		100	5	300	A	80	switch / dimmer	Bed / Trolley 1.45m	See Guidance Notes	n/a	
	Clean Utility	1	18.0	Clean Utility	T0101	28	18	Radiant Panels	Remote Sensor Adj.	Yes	Comfort Cooled Fresh Air	Central Supply Air	6	0	Positive	G4	43	41		150	n/a	None	A	80	Presence detection	General working plane 1m	See Guidance Notes	n/a	
	Clean Utility	1	8.0	Clean Utility	T0101	28	18	Radiant Panels	Remote Sensor Adj.	Yes	Comfort Cooled Fresh Air	Central Supply Air	6	0	Positive	G4	43	41		150	n/a	None	A	80	Presence detection	General working plane 1m	See Guidance Notes	n/a	
	Clean Utility	1	8.0	Clean Utility	T0101	28	18	Radiant Panels	Remote Sensor Adj.	Yes	Comfort Cooled Fresh Air	Central Supply Air	6	0	Positive	G4	43	41		150	n/a	None	A	80	Presence detection	General working plane 1m	See Guidance Notes	n/a	
	Dirty Utility	1	19.0	Dirty utility	Y0431	28	18	Adjacent Space Transfer Air	None	No	None	Central Dirty Extract	0	6	Negative	None	43	41		200	n/a	None	A	80	Presence detection	Floor 0m	See Guidance Notes	n/a	
	Dirty Utility	1	14.0	Dirty utility	Y0431	28	18	Adjacent Space Transfer Air	None	No	None	Central Dirty Extract	0	6	Negative	None	43	41		200	n/a	None	A	80	Presence detection	Floor 0m	See Guidance Notes	n/a	
Laboratory	1	10.0	Laboratory	L1804	25	18	Radiant Panels	Remote Sensor Adj.	Yes	Ceiling Cassette - Chilled Water	Central Supply and Extract	6	6	Balanced	F7	43	60		500	n/a	None	A	80	Switch	Desk 0.75 to 0.85m	See Guidance Notes	n/a		
Disposal Hold	1	10.0	Disposal Hold	Y0646	28	18	Adjacent Space Transfer Air	None	No	None	Central Dirty Extract	0	10	Negative	None	43	n/a		100	n/a	None	A	90	Presence detection	Floor 0m	See Guidance Notes	n/a		
DSR	1	7.0	DSR	Y1510	28	18	Adjacent Space Transfer Air	None	No	None	Central Dirty Extract	0	6	Negative	None	43	60		100	n/a	None	A	90</						

RHSC / DCN Environmental Matrix

Dept	Room Name	Qty	Room Function	ADB Code	Temp (max)	Temp (min)	Heating Type	Heating Control	Cooling (present)	Cooling (type)	Ventilation (type)	Supply (ach/hr)	Extract (ach/hr)	Relative pressure	Min filtration	Surface temp	Water temp	Safety Notes	Normal lux	Night lux	Local lux	Standby grade	Colour render	Control	Plane	Medical Location
	Relative Overnight Stay Room	2	Relatives Overnight Stay	D1311	28	20	Radiant Panels	Remote Sensor Adj.	Yes	Comfort Cooled Fresh Air	Central Supply and Extract	4	0	Positive	G4	43	41	100	n/a	None	A	80	Switch	Bed / Trolley 1.45m	See Guidance Notes	n/a
	En-suite wheelchair-accessible WC, Shower & wash	1	Bathroom	V1643	28	20	Adjacent Space Transfer Air	None	No	None	Central Dirty Extract	0	10	Negative	None	43	41	200	n/a	None	A	80	Presence detection	Floor 0m	See Guidance Notes	n/a
	En-suite wheelchair-accessible WC, Shower & wash	1	Bathroom	V1643	28	20	Adjacent Space Transfer Air	None	No	None	Central Dirty Extract	0	10	Negative	None	43	41	200	n/a	None	A	80	Presence detection	Floor 0m	See Guidance Notes	n/a
	Quiet / Interview Room	1	Meeting Room	M0724	25	18	Radiant Panels	Remote Sensor Adj.	Yes	Ceiling Cassette - Chilled Water	Central Supply and Extract	10 l/s per person	10 l/s per person	Balanced	G4	43	n/a	300	n/a	None	A	80	Switch	Desk 0.75 to 0.85m	See Guidance Notes	n/a
	Family Interview Room	1	Meeting Room	M0724	25	18	Radiant Panels	Remote Sensor Adj.	Yes	Ceiling Cassette - Chilled Water	Central Supply and Extract	10 l/s per person	10 l/s per person	Balanced	G4	43	n/a	300	n/a	None	A	80	Switch	Desk 0.75 to 0.85m	See Guidance Notes	n/a
	Bulk Supplies Store	1	Storage Area Equipment	W1585-??	28	16	Radiant Panels	Remote Sensor Adj.	No	None	Central General Extract	0	3	Negative	None	43	n/a	200	n/a	None	A	80	Presence detection	Floor 0m	See Guidance Notes	n/a
	Store - Equipment	1	Storage Area Equipment	W1585	28	16	Radiant Panels	Remote Sensor Adj.	No	None	Central General Extract	0	3	Negative	None	43	n/a	200	n/a	None	A	80	Presence detection	Floor 0m	See Guidance Notes	n/a
	Bed/Patient Chair / Buggy Storage	1	Storage Area Equipment	W1585-??	28	16	Radiant Panels	Remote Sensor Adj.	No	None	Central General Extract	0	3	Negative	None	43	n/a	200	n/a	None	A	80	Presence detection	Floor 0m	See Guidance Notes	n/a
	Retrieval Equipment Store	1	Storage Area Equipment	W1585-??	28	16	Radiant Panels	Remote Sensor Adj.	No	None	Central General Extract	0	3	Negative	None	43	n/a	200	n/a	None	A	80	Presence detection	Floor 0m	See Guidance Notes	n/a
	Equipment Service Room	1	Small Workshop	L1804	28	18	Radiant Panels	Remote Sensor Adj.	Yes	Comfort Cooled Fresh Air	Central Supply and Extract	4	6	Negative	G4	43	41	300	n/a	None	A	80	Switch	Desk 0.75 to 0.85m	See Guidance Notes	n/a
	Linen Bay (1 Trolley)	2	Linen Bay	W1594-01	28	16	Adjacent Space Transfer Air	None	No	None	Central Extract	0	3	Negative	None	43	n/a	200	n/a	None	A	80	Presence detection	Floor 0m	See Guidance Notes	n/a
	Gas Cylinder Store	2	Storage Area Med Gas	W1585-??	28	16	Frost protection	Room Thermostat	No	None	Natural ventilation	0	0	n/a	None	n/a	n/a	200	n/a	None	A	80	Presence detection	Floor 0m	See Guidance Notes	n/a
	Cardiac Echo/ECG Bay	1	Circulation Equipment Storage Bays	G0180-06	28	16	Adjacent Space Transfer Air	None	No	None	Central General Extract	0	3	Negative	None	43	n/a	200	n/a	None	A	80	Presence detection	Floor 0m	See Guidance Notes	n/a
	Mobile X-Ray / Ultrasound Bay	1	Circulation Equipment Storage Bays	G0180-06	28	16	Adjacent Space Transfer Air	None	No	None	Central General Extract	0	3	Negative	None	43	n/a	200	n/a	None	A	80	Presence detection	Floor 0m	See Guidance Notes	n/a
	X-Ray Processing	1	Diagnostic room	L1804	25	18	Warm Air - Reheat Battery	BMS Adjustable Sensor	Yes	Comfort Cooled	Central Supply and Extract	to suit location	to suit location	Balanced	F7	43	41	300	n/a	1000	A	80	Switch / Dimmer	General working plane 1m	See Guidance Notes	1
	Hoist Bay	1	Circulation Equipment Storage Bays	G0180-03	28	16	Adjacent Space Transfer Air	None	No	None	Central General Extract	0	3	Negative	None	43	n/a	200	n/a	None	A	80	Presence detection	Floor 0m	See Guidance Notes	n/a
	Resuscitation Trolley Bay	4	Circulation Equipment Storage Bays	G0180-01	28	16	Adjacent Space Transfer Air	None	No	None	Central General Extract	0	3	Negative	None	43	n/a	200	n/a	None	A	80	Presence detection	Floor 0m	See Guidance Notes	n/a
	On call consultant	1	Cellular / Ward Offices	M0251	25	18	Radiant Panels	Remote Sensor Adj.	Yes	Comfort Cooled Fresh Air	Central Supply and Extract	4	4	Balanced	G4	43	n/a	300	n/a	None	A	80	Switch	Desk 0.75 to 0.85m	See Guidance Notes	n/a
	Retrieval Team	1	Cellular / Ward Offices	M0251	25	18	Radiant Panels	Remote Sensor Adj.	Yes	Comfort Cooled Fresh Air	Central Supply and Extract	4	4	Balanced	G4	43	n/a	300	n/a	None	A	80	Switch	Desk 0.75 to 0.85m	See Guidance Notes	n/a
	Senior Nursing Office	1	Cellular / Ward Offices	M0251	25	18	Radiant Panels	Remote Sensor Adj.	Yes	Comfort Cooled Fresh Air	Central Supply and Extract	4	4	Balanced	G4	43	n/a	300	n/a	None	A	80	Switch	Desk 0.75 to 0.85m	See Guidance Notes	n/a
	Multidisciplinary Work Area PICU	1	Multi Disciplinary Work Areas	M0254	25	18	Radiant Panels	Remote Sensor Adj.	Yes	Comfort Cooled Fresh Air	Central Supply and Extract	4	4	Balanced	G4	43	n/a	300	n/a	1000	A	80	Switch	Desk 0.75 to 0.85m	See Guidance Notes	n/a
	Multidisciplinary Work Area HDU	1	Multi Disciplinary Work Areas	M0254	25	18	Radiant Panels	Remote Sensor Adj.	Yes	Comfort Cooled Fresh Air	Central Supply and Extract	4	4	Balanced	G4	43	n/a	300	n/a	1000	A	80	Switch	Desk 0.75 to 0.85m	See Guidance Notes	n/a
	Seminar Room	1	Meeting Room	H1313-03	25	18	Radiant Panels	Remote Sensor Adj.	Yes	Ceiling Cassette - Chilled Water	Central Supply and Extract	10 l/s per person	10 l/s per person	Balanced	G4	43	n/a	300	n/a	None	A	80	Switch	Desk 0.75 to 0.85m	See Guidance Notes	n/a
	IPS Room	1	IPS Room	Engineering	Manufacturer Dependant	Manufacturer Dependant	None	None	No	None	Central General Extract	0	3	Negative	None	43	n/a	0	n/a	n/a	A	80	Presence detection	Floor 0m	See Guidance Notes	n/a
	IPS Room	1	IPS Room	Engineering	Manufacturer Dependant	Manufacturer Dependant	None	None	No	None	Central General Extract	0	3	Negative	None	43	n/a	0	n/a	n/a	A	80	Presence detection	Floor 0m	See Guidance Notes	n/a
	Staff Room	1	Common room/staff room/lounge	D0608-03	28	18	Radiant Panels	Remote Sensor Adj.	Yes	Comfort Cooled Fresh Air	Central Supply and Extract	6	8	Negative	G4	43	41	300	n/a	None	A	80	Switch	Floor 0m	See Guidance Notes	n/a
	Reception / Staff Base	1	Reception	J0132-01	28	18	Radiant Panels	Remote Sensor Adj.	Yes	Comfort Cooled Fresh Air	Central Supply Air	4	4	Balanced	G4	43	n/a	300	n/a	None	A	80	Switch	Desk 0.75 to 0.85m	See Guidance Notes	n/a
	Single Bedroom	5	Bedroom	B0305-01	25	18	Radiant Panels	Remote Sensor Adj.	Yes	Comfort Cooled Fresh Air	Natural & Central Supply Air	4	via ensuite	Balanced	G4	43	41	100	5	300	A	80	Switch / Dimmer	Bed / Trolley 1.45m	See Guidance Notes	1
	Single Isolation Bedroom	3	Isolation Bedroom	B0308	25	21	Adjacent Space Transfer Air	BMS Adjustable Sensor	Yes	Comfort Cooled Fresh Air	Supply via lobby	10	0	Balanced	F7	43	41	100	5	300	A	80	Switch / Dimmer	Bed / Trolley 1.45m	See Guidance Notes	1
	Isolation Bedroom Entrance Lobby	3	Isolation Lobby	G0510	25	18	Warm Air - Reheat Battery	Local / BMS Adjustable Sensor	Yes	Comfort Cooled Fresh Air	Central Supply	69	0	Positive	F7	43	n/a	200	n/a	None	A	80	Presence detection	Floor 0m	See Guidance Notes	n/a
	En-suite wheelchair-accessible WC, Shower & wash	8	Bathroom	V1643	28	20	Adjacent Space Transfer Air	None	No	None	Central Dirty Extract	0	10	Negative	None	43	41	200	n/a	None	A	80	Presence detection	Floor 0m	See Guidance Notes	n/a
	4 Bed Room	2	Multi-bed Wards	B0405	25	18	Radiant Panels	Remote Sensor Adj.	Yes	Comfort Cooled Fresh Air	Natural and Central Supply Air	4	via ensuite	positive to ensuite	G4	43	41	100	5	300	A	80	switch / dimmer	Bed / Trolley 1.45m	See Guidance Notes	n/a
	WC	2	4.5 Toilet	V1010	28	18	Adjacent Space Transfer Air	None	No	None	Central Dirty Extract	0	10	Negative	None	43	41	200	n/a	None	A	80	Presence detection	Floor 0m	See Guidance Notes	n/a
	En-suite wheelchair-accessible WC, Shower & wash	2	Bathroom	V1643	28	20	Adjacent Space Transfer Air	None	No	None	Central Dirty Extract	0	10	Negative	None	43	41	200	n/a	None	A	80	Presence detection	Floor 0m	See Guidance Notes	n/a
	Single Bedroom (RHSC)	3	Bedroom	B0305-01	25	18	Radiant Panels	Remote Sensor Adj.	Yes	Comfort Cooled Fresh Air	Natural & Central Supply Air	4	via ensuite	Balanced	G4	43	41	100	5	300	A	80	Switch / Dimmer	Bed / Trolley 1.45m	See Guidance Notes	1
	Single Isolation Bedroom (RHSC)	1	Isolation Bedroom	B0308	25	21	Adjacent Space Transfer Air	BMS Adjustable Sensor	Yes	Comfort Cooled Fresh Air	Supply via lobby	10	0	Balanced	F7	43	41	100	5	300	A	80	Switch / Dimmer	Bed / Trolley 1.45m	See Guidance Notes	1
	Isolation Bedroom Entrance Lobby	1	Isolation Lobby	G0510	25	18	Warm Air - Reheat Battery	Local / BMS Adjustable Sensor	Yes	Comfort Cooled Fresh Air	Central Supply	69	0	Positive	F7	43	n/a	200	n/a	None	A	80	Presence detection	Floor 0m	See Guidance Notes	n/a
	En-suite trolley shower	4	Bathroom	V1643	28	20	Adjacent Space Transfer Air	None	No	None	Central Dirty Extract	0	10	Negative	None	43	41	200	n/a	None	A	80	Presence detection	Floor 0m	See Guidance Notes	n/a
	Sitting Room / Lounge	1	Common room/staff room/lounge	D1120	28	18	Radiant Panels	Remote Sensor Adj.	Yes	Comfort Cooled Fresh Air	Central Supply and Extract	6	8	Negative	G4	43	41	300	n/a	None	A	80	Switch	Floor 0m	See Guidance Notes	n/a
	Single Bedroom	3	Bedroom	B0305-01	25	18	Radiant Panels	Remote Sensor Adj.	Yes	Comfort Cooled Fresh Air	Natural & Central Supply Air	4	via ensuite	Balanced	G4	43	41	100	5	300	A	80	Switch / Dimmer	Bed / Trolley 1.45m	See Guidance Notes	1
	En-suite wheelchair-accessible WC, Shower & wash	3	Bathroom	V1643	28	20	Adjacent Space Transfer Air	None	No	None	Central Dirty Extract	0	10	Negative	None	43	41	200	n/a	None	A	80	Presence detection	Floor 0m	See Guidance Notes	n/a
	Patients' Assisted Bathroom	1	Bathroom	V1736	28	20	Adjacent Space Transfer Air	None	No	None	Central Dirty Extract	0	10	Negative	None	43	41	200	n/a	None	A	80	Presence detection	Floor 0m	See Guidance Notes	n/a
	Treatment Room	1	Treatment Room	X0105	28	18	Radiant Panels	Remote Sensor Adj.	Yes	Comfort Cooled Fresh Air	Central Supply Air	10	0	Positive	F7	43	41	500	n/a	1000	A	90	Switch	Bed / Trolley 1.45m	See Guidance Notes	n/a
	Clean Utility	1	Clean Utility	T0101	28	18	Radiant Panels	Remote Sensor Adj.	Yes	Comfort Cooled Fresh Air	Central Supply Air	6	0	Positive	G4	43	41	150	n/a	None	A	80	Presence detection	General working plane 1m	See Guidance Notes	n/a
	Resuscitation Trolley Bay	1	Resus Trolley bay	G0180-01	28	18	Adjacent Space Transfer Air	None	No	None	None	0	0	n/a	None	43	n/a	500	n/a	None	A	90	Switch	Bed / Trolley 1.45m	See Guidance Notes	n/a
	Dirty Utility	1	Dirty Utility	Y0431	28	18	Adjacent Space Transfer Air	None	No	None	Central Dirty Extract	0	6	Negative	None	43	41	200	n/a	None	A	80	Presence detection	Floor 0m	See Guidance Notes	n/a
	Touchdown Base	2	staff base	T0151	28	18	Radiant Panels	Remote Sensor Adj.	No	None	Central Supply and Extract	10 l/s/per person	10 l/s/per person	Balanced	G4	n/a	n/a	200/300	n/a	None	A	80	Switch / Dimmer	Desk 0.75 to 0.85m	See Guidance Notes	n/a
	Ward Management Office	1	Cellular / Ward Offices	M0251	25	18	Radiant Panels	Remote Sensor Adj.	Yes	Comfort Cooled Fresh Air	Central Supply and Extract	4	4	Balanced	G4	43	n/a	300	n/a	None	A	80	Switch	Desk 0.75 to 0.85m	See Guidance Notes	n/a
	Multi-disciplinary Office	1	Multi Disciplinary Work Areas	M0254	25	18	Radiant Panels	Remote Sensor Adj.	Yes	Comfort Cooled Fresh Air	Central Supply and Extract	4	4	Balanced	G4	43	n/a	300	n/a	None	A	80	Switch	Desk 0.75 to 0.85m	See Guidance Notes	n/a
	Patient Interview Room	1	Meeting Room	M0724	25	18	Radiant Panels	Remote Sensor Adj.	Yes	Ceiling Cassette - Chilled Water	Central Supply and Extract	10 l/s per person	10 l/s per person	Balanced	G4	43	n/a	300	n/a	None	A	80	Switch	Desk 0.75 to 0.85m	See Guidance Notes	n/a
	WC - Staff	2	Toilet	V1010-03	28	18	Adjacent Space Transfer Air	None	No	None	Central Dirty Extract	0	10	Negative	None	43	41	200	n/a	None	A	80	Presence detection	Floor 0m	See Guidance Notes	n/a
	WC - Visitors	1	Toilet	V1010-02	28	18	Adjacent Space Transfer Air	None	No	None	Central Dirty Extract	0	10	Negative	None	43	41	200	n/a	None	A	80	Presence detection	Floor 0m	See Guidance Notes	n/a
	Dining / Play Room	1	Eating/Drinking	D0608-01	28	18	Radiant Panels	Remote Sensor Adj.	Yes	Comfort Cooled Fresh Air	Central Supply and Extract	10 l/s per														

RHSC / DCN Environmental Matrix

Dept	Dept	Room Name	Qty	Room Function	ADB Code	Temp (max)	Temp (min)	Heating Type	Heating Control	Cooling (present)	Cooling (type)	Ventilation (type)	Supply (ach/hr)	Extract (ach/hr)	Relative pressure	Min filtration	Surface temp	Water temp	Safety Notes	Normal lux	Night lux	Local lux	Standby grade	Colour render	Control	Plane	Medical Location	
		Store - Equipment	1	10.0 Storage Area Equipment	W1585	28	16	Radiant Panels	Remote Sensor Adj.	No	None	Central General Extract	0	3	Negative	None	43	n/a		200	n/a	None	A	80	Presence detection	Floor 0m	See Guidance Notes	n/a
		Hoist Bay	1	3.0 Circulation Equipment Storage Bays	G0180-03	28	16	Adjacent Space Transfer Air	None	No	None	Central General Extract	0	3	Negative	None	43	n/a		200	n/a	None	A	80	Presence detection	Floor 0m	See Guidance Notes	n/a
		Disposal Hold	1	10.0 Disposal Hold	Y0646	28	18	Adjacent Space Transfer Air	None	No	None	Central Dirty Extract	0	10	Negative	None	43	n/a		100	n/a	None	A	90	Presence detection	Floor 0m	See Guidance Notes	n/a
		Ward kitchen	1	12.0 Ward Kitchen	P0627-01	28	18	Adjacent Space Transfer Air	None	Yes	Ceiling Cassette - Chilled Water	Central General Extract	0	6	Negative	G4	n/a	60		500	n/a	None	A	80	Switch	General working plane 1m	See Guidance Notes	n/a
		Mobile X-Ray/Ultrasound Bay	1	4.0 Circulation Equipment Storage Bays	G0180-06	28	16	Adjacent Space Transfer Air	None	No	None	Central General Extract	0	3	Negative	None	43	n/a		200	n/a	None	A	80	Presence detection	Floor 0m	See Guidance Notes	n/a
		IPS Room	1	1.8 IPS Room	Engineering	Manufacturer Dependant	Manufacturer Dependant	None	None	No	None	Central General Extract	0	3	Negative	None	43	n/a	0	n/a	n/a	None	A	80	Presence detection	Floor 0m	See Guidance Notes	n/a
		DSR	1	7.0 DSR	Y1510	28	18	Adjacent Space Transfer Air	None	No	None	Central Dirty Extract	0	6	Negative	None	43	60		100	n/a	None	A	90	Presence detection	Floor 0m	See Guidance Notes	n/a
		Reception / Staff Base	1	3.0 Reception	J0132-01	28	18	Radiant Panels	Remote Sensor Adj.	Yes	Comfort Cooled Fresh Air	Central Supply Air	4	4	Balanced	G4	43	n/a		300	n/a	None	A	80	Switch	Desk 0.75 to 0.85m	See Guidance Notes	n/a
		Single Bedroom	2	17.0 Bedroom	B0305-01	25	18	Radiant Panels	Remote Sensor Adj.	Yes	Comfort Cooled Fresh Air	Natural & Central Supply Air	4	via ensuite	Balanced	G4	43	41		100	5	300	A	80	Switch / Dimmer	Bed / Trolley 1.45m	See Guidance Notes	1
		En-suite wheelchair-accessible WC, Shower & wash	2	4.5 Bathroom	V1643	28	20	Adjacent Space Transfer Air	None	No	None	Central Dirty Extract	0	10	Negative	None	43	41		200	n/a	None	A	80	Presence detection	Floor 0m	See Guidance Notes	n/a
		4 Bed Room	2	58.5 Multi-bed Wards	B0405	25	18	Radiant Panels	Remote Sensor Adj.	Yes	Comfort Cooled Fresh Air	Natural and Central Supply Air	4	via ensuite	positive to ensuite	G4	43	41		100	5	300	A	80	switch / dimmer	Bed / Trolley 1.45m	See Guidance Notes	n/a
		WC	2	4.5 Toilet	V1010	28	18	Adjacent Space Transfer Air	None	No	None	Central Dirty Extract	0	10	Negative	None	43	41		200	n/a	None	A	80	Presence detection	Floor 0m	See Guidance Notes	n/a
		Wetroom	1	14.0 Bathroom	V1736	28	20	Adjacent Space Transfer Air	None	No	None	Central Dirty Extract	0	10	Negative	None	43	41		200	n/a	None	A	80	Presence detection	Floor 0m	See Guidance Notes	n/a
		Single Bedroom (RHSC)	5	17.0 Bedroom	B0305-01	25	18	Radiant Panels	Remote Sensor Adj.	Yes	Comfort Cooled Fresh Air	Natural & Central Supply Air	4	via ensuite	Balanced	G4	43	41		100	5	300	A	80	Switch / Dimmer	Bed / Trolley 1.45m	See Guidance Notes	1
		En-suite wheelchair-accessible WC, Shower & wash	5	4.5 Bathroom	V1643	28	20	Adjacent Space Transfer Air	None	No	None	Central Dirty Extract	0	10	Negative	None	43	41		200	n/a	None	A	80	Presence detection	Floor 0m	See Guidance Notes	n/a
		Discharge Lounge	1	20.0 Common room/staff room/lounge	D1135	28	18	Radiant Panels	Remote Sensor Adj.	Yes	Comfort Cooled Fresh Air	Central Supply and Extract	6	8	Negative	G4	43	41		300	n/a	None	A	80	Switch	Floor 0m	See Guidance Notes	n/a
		Patients' Assisted Bathroom	1	14.0 Bathroom	V1736	28	20	Adjacent Space Transfer Air	None	No	None	Central Dirty Extract	0	10	Negative	None	43	41		200	n/a	None	A	80	Presence detection	Floor 0m	See Guidance Notes	n/a
		Treatment Room	1	16.0 Treatment Room	X0105	28	18	Radiant Panels	Remote Sensor Adj.	Yes	Comfort Cooled Fresh Air	Central Supply Air	10	0	Positive	F7	43	41		500	n/a	1000	A	90	Switch	Bed / Trolley 1.45m	See Guidance Notes	n/a
		Clean Utility	1	12.0 Clean Utility	T0101	28	18	Radiant Panels	Remote Sensor Adj.	Yes	Comfort Cooled Fresh Air	Central Supply Air	6	0	Positive	G4	43	41		150	n/a	None	A	80	Presence detection	General working plane 1m	See Guidance Notes	n/a
		Resuscitation Trolley Bay	1	1.0 Resus Trolley bay	G0180-01	28	18	Adjacent Space Transfer Air	None	No	None	None	0	0	n/a	None	43	n/a		500	n/a	None	A	90	Switch	Bed / Trolley 1.45m	See Guidance Notes	n/a
		Dirty Utility	1	14.0 Dirty utility	Y0431	28	18	Adjacent Space Transfer Air	None	No	None	Central Dirty Extract	0	6	Negative	None	43	41		200	n/a	None	A	80	Presence detection	Floor 0m	See Guidance Notes	n/a
		Touchdown Base	1	3.0 staff base	T0151	28	18	Radiant Panels	Remote Sensor Adj.	No	None	Central Supply and Extract	10l/s per person	10l/s per person	Balanced	G4	n/a	n/a		200/300	n/a	None	A	80	Switch / Dimmer	Desk 0.75 to 0.85m	See Guidance Notes	n/a
		Ward Management Office	1	10.0 Cellular / Ward Offices	M0251	25	18	Radiant Panels	Remote Sensor Adj.	Yes	Comfort Cooled Fresh Air	Central Supply and Extract	4	4	Balanced	G4	43	n/a		300	n/a	None	A	80	Switch	Desk 0.75 to 0.85m	See Guidance Notes	n/a
		Multi-Disciplinary Office	1	18.0 Multi Disciplinary Work Areas	M0254	25	18	Radiant Panels	Remote Sensor Adj.	Yes	Comfort Cooled Fresh Air	Central Supply and Extract	4	4	Balanced	G4	43	n/a		300	n/a	None	A	80	Switch	Desk 0.75 to 0.85m	See Guidance Notes	n/a
		Patient Interview Room	1	9.0 Meeting Room	M0724	25	18	Radiant Panels	Remote Sensor Adj.	Yes	Ceiling Cassette - Chilled Water	Central Supply and Extract	10 l/s per person	10 l/s per person	Balanced	G4	43	n/a		300	n/a	None	A	80	Switch	Desk 0.75 to 0.85m	See Guidance Notes	n/a
		WC - Staff	2	3.0 Toilet	V1010-03	28	18	Adjacent Space Transfer Air	None	No	None	Central Dirty Extract	0	10	Negative	None	43	41		200	n/a	None	A	80	Presence detection	Floor 0m	See Guidance Notes	n/a
		WC - Visitors	1	3.0 Toilet	V1010-02	28	18	Adjacent Space Transfer Air	None	No	None	Central Dirty Extract	0	10	Negative	None	43	41		200	n/a	None	A	80	Presence detection	Floor 0m	See Guidance Notes	n/a
		Dining / Play Room	1	13.0 Eating/Drinking	D0608-01	28	18	Radiant Panels	Remote Sensor Adj.	Yes	Comfort Cooled Fresh Air	Central Supply and Extract	10 l/s per person	10 l/s per person	Balanced	G4	43	41		300	n/a	None	A	80	Switch	Floor 0m	See Guidance Notes	n/a
		Pantry	1	8.0 Pantry	P0627	28	18	Radiant Panels	Remote Sensor Adj.	Yes	Comfort Cooled Fresh Air	Central Supply and Extract	6	8	Negative	G4	43	41		300	n/a	None	A	80	Switch	Floor 0m	See Guidance Notes	n/a
		Linen Bay (1 Trolley)	1	1.5 Linen Bay	W1594-01	28	16	Adjacent Space Transfer Air	None	No	None	Central Extract	0	3	Negative	None	43	n/a		200	n/a	None	A	80	Presence detection	Floor 0m	See Guidance Notes	n/a
		Store - back up clothing	1	4.0 Storage Area Equipment	W1585-??	28	16	Radiant Panels	Remote Sensor Adj.	No	None	Central General Extract	0	3	Negative	None	43	n/a		200	n/a	None	A	80	Presence detection	Floor 0m	See Guidance Notes	n/a
		Store - General	1	12.0 Storage Area Equipment	W1585	28	16	Radiant Panels	Remote Sensor Adj.	No	None	Central General Extract	0	3	Negative	None	43	n/a		200	n/a	None	A	80	Presence detection	Floor 0m	See Guidance Notes	n/a
		Store - Equipment	1	10.0 Storage Area Equipment	W1585	28	16	Radiant Panels	Remote Sensor Adj.	No	None	Central General Extract	0	3	Negative	None	43	n/a		200	n/a	None	A	80	Presence detection	Floor 0m	See Guidance Notes	n/a
		Hoist Bay	1	3.0 Circulation Equipment Storage Bays	G0180-03	28	16	Adjacent Space Transfer Air	None	No	None	Central General Extract	0	3	Negative	None	43	n/a		200	n/a	None	A	80	Presence detection	Floor 0m	See Guidance Notes	n/a
		Disposal Hold	1	10.0 Disposal Hold	Y0646	28	18	Adjacent Space Transfer Air	None	No	None	Central Dirty Extract	0	10	Negative	None	43	n/a		100	n/a	None	A	90	Presence detection	Floor 0m	See Guidance Notes	n/a
		Ward kitchen	1	12.0 Ward Kitchen	P0627-01	28	18	Adjacent Space Transfer Air	None	Yes	Ceiling Cassette - Chilled Water	Central General Extract	0	6	Negative	G4	n/a	60		500	n/a	None	A	80	Switch	General working plane 1m	See Guidance Notes	n/a
		DSR	1	7.0 DSR	Y1510	28	18	Adjacent Space Transfer Air	None	No	None	Central Dirty Extract	0	6	Negative	None	43	60		100	n/a	None	A	90	Presence detection	Floor 0m	See Guidance Notes	n/a
		Reception / Staff Base	1	3.0 Reception	J0132-01	28	18	Radiant Panels	Remote Sensor Adj.	Yes	Comfort Cooled Fresh Air	Central Supply Air	4	4	Balanced	G4	43	n/a		300	n/a	None	A	80	Switch	Desk 0.75 to 0.85m	See Guidance Notes	n/a
		Waiting Area	1	10.0 Waiting Room	J0132-02	28	18	Radiant Panels	Remote Sensor Adj.	Yes	Comfort Cooled Fresh Air	Central Supply and Extract	5	5	Balanced	G4	43	n/a		300	n/a	None	A	80	Switch	Floor 0m	See Guidance Notes	n/a
		Single Bedroom (RHSC)	3	17.0 Bedroom	B0305-01	25	18	Radiant Panels	Remote Sensor Adj.	Yes	Comfort Cooled Fresh Air	Natural & Central Supply Air	4	via ensuite	Balanced	G4	43	41		100	5	300	A	80	Switch / Dimmer	Bed / Trolley 1.45m	See Guidance Notes	1
		Single Isolation Bedroom (RHSC)	1	17.0 Isolation Bedroom	B0308	25	21	Adjacent Space Transfer Air	BMS Adjustable Sensor	Yes	Comfort Cooled Fresh Air	Supply via lobby	10	0	Balanced	F7	43	41		100	5	300	A	80	Switch / Dimmer	Bed / Trolley 1.45m	See Guidance Notes	1
		Isolation Bedroom Entrance Lobby	1	4.0 Isolation Lobby	G0510	25	18	Warm Air - Reheat Battery	Local / BMS Adjustable Sensor	Yes	Comfort Cooled Fresh Air	Central Supply	69	0	Positive	F7	43	n/a		200	n/a	None	A	80	Presence detection	Floor 0m	See Guidance Notes	n/a
		En-suite wheelchair-accessible WC, Shower & wash	4	4.5 Bathroom	V1643	28	20	Adjacent Space Transfer Air	None	No	None	Central Dirty Extract	0	10	Negative	None	43	41		200	n/a	None	A	80	Presence detection	Floor 0m	See Guidance Notes	n/a
		4 Bed Room	2	58.5 Multi-bed Wards	B0405	25	18	Radiant Panels	Remote Sensor Adj.	Yes	Comfort Cooled Fresh Air	Natural and Central Supply Air	4	via ensuite	positive to ensuite	G4	43	41		100	5	300	A	80	switch / dimmer	Bed / Trolley 1.45m	See Guidance Notes	n/a
		Wetroom	1	14.0 Bathroom	V1736	28	20	Adjacent Space Transfer Air	None	No	None	Central Dirty Extract	0	10	Negative	None	43	41		200	n/a	None	A	80	Presence detection	Floor 0m	See Guidance Notes	n/a
		Patients' Assisted Bathroom	1	14.0 Bathroom	V1736	28	20	Adjacent Space Transfer Air	None	No	None	Central Dirty Extract	0	10	Negative	None	43	41		200	n/a	None	A	80	Presence detection	Floor 0m	See Guidance Notes	n/a
		Treatment Room	1	16.0 Treatment Room	X0105	28	18	Radiant Panels	Remote Sensor Adj.	Yes	Comfort Cooled Fresh Air	Central Supply Air	10	0	Positive	F7	43	41		500	n/a	1000	A	90	Switch	Bed / Trolley 1.45m	See Guidance Notes	n/a
		Clean Utility	1	12.0 Clean Utility	T0101	28	18	Radiant Panels	Remote Sensor Adj.	Yes	Comfort Cooled Fresh Air	Central Supply Air	6	0	Positive	G4	43	41		150	n/a	None	A	80	Presence detection	General working plane 1m	See Guidance Notes	n/a
		Resuscitation Trolley Bay	1	1.0 Resus Trolley bay	G0180-01	28	18	Adjacent Space Transfer Air	None	No	None	None	0	0	n/a	None	43	n/a		500	n/a	None	A	90	Switch	Bed / Trolley 1.45m	See Guidance Notes	n/a
		Dirty Utility	1	14.0 Dirty utility	Y0431	28	18	Adjacent Space Transfer Air	None	No	None	Central Dirty Extract	0	6	Negative	None	43	41		200	n/a	None	A	80	Presence detection	Floor 0m	See Guidance Notes	n/a
		Touchdown Base	2	2.0 staff base	T0151	28																						

RHSC / DCN Environmental Matrix

Dept	Dept	Room Name	Qty	Room Function	ADB Code	Temp (max)	Temp (min)	Heating Type	Heating Control	Cooling (present)	Cooling (type)	Ventilation (type)	Supply (ach/hr)	Extract (ach/hr)	Relative pressure	Min filtration	Surface temp	Water temp	Safety Notes	Normal lux	Night lux	Local lux	Standby grade	Colour render	Control	Plane	Medical Location		
		Store - General	1	16.0	Storage Area Equipment	W1585	28	16	Radiant Panels	Remote Sensor Adj.	No	None	Central General Extract	0	3	Negative	None	43	n/a		200	n/a	None	A	80	Presence detection	Floor 0m	See Guidance Notes	n/a
		Store - Equipment	1	10.0	Storage Area Equipment	W1585	28	16	Radiant Panels	Remote Sensor Adj.	No	None	Central General Extract	0	3	Negative	None	43	n/a		200	n/a	None	A	80	Presence detection	Floor 0m	See Guidance Notes	n/a
		Hoist Bay	1	3.0	Circulation Equipment Storage Bays	G0180-03	28	16	Adjacent Space Transfer Air	None	No	None	Central General Extract	0	3	Negative	None	43	n/a		200	n/a	None	A	80	Presence detection	Floor 0m	See Guidance Notes	n/a
		Disposal Hold	1	10.0	Disposal Hold	Y0646	28	18	Adjacent Space Transfer Air	None	No	None	Central Dirty Extract	0	10	Negative	None	43	n/a		100	n/a	None	A	90	Presence detection	Floor 0m	See Guidance Notes	n/a
		Ward Kitchen	1	12.0	Ward Kitchen	P0627-01	28	18	Adjacent Space Transfer Air	None	Yes	Ceiling Cassette - Chilled Water	Central General Extract	0	6	Negative	G4	n/a	60		500	n/a	None	A	80	Switch	General working plane 1m	See Guidance Notes	n/a
		DSR	1	7.0	DSR	Y1510	28	18	Adjacent Space Transfer Air	None	No	None	Central Dirty Extract	0	6	Negative	None	43	60		100	n/a	None	A	90	Presence detection	Floor 0m	See Guidance Notes	n/a
		Snoezelen Room	1	12.0	Consulting Room	C0224-??	28	18	Radiant Panels	Remote Sensor Adj.	Yes	Comfort Cooled Fresh Air	Central Supply and Extract	3	3	Balanced	G4	43	41		300	n/a	1000	A	80	Switch	Bed / Trolley 1.45m	See Guidance Notes	1
		WC Accessible	2	4.5	Toilet	V0922	28	18	Adjacent Space Transfer Air	None	No	None	Central Dirty Extract	0	10	Negative	None	43	41		200	n/a	None	A	80	Presence detection	Floor 0m	See Guidance Notes	n/a
		Rehabilitation Room	1	30.0	Consulting Room	C0224-??	28	18	Radiant Panels	Remote Sensor Adj.	Yes	Comfort Cooled Fresh Air	Central Supply and Extract	3	3	Balanced	G4	43	41		300	n/a	1000	A	80	Switch	Bed / Trolley 1.45m	See Guidance Notes	1
		Waiting Area	1	12.0	Waiting Room	J0132-02	28	18	Radiant Panels	Remote Sensor Adj.	Yes	Comfort Cooled Fresh Air	Central Supply and Extract	5	5	Balanced	G4	43	n/a		300	n/a	None	A	80	Switch	Floor 0m	See Guidance Notes	n/a
		Reception / Staff Base	1	3.0	Reception	J0132-01	28	18	Radiant Panels	Remote Sensor Adj.	Yes	Comfort Cooled Fresh Air	Central Supply Air	4	4	Balanced	G4	43	n/a		300	n/a	None	A	80	Switch	Desk 0.75 to 0.85m	See Guidance Notes	n/a
		Touchdown Base	1	2.0	staff base	T0151	28	18	Radiant Panels	Remote Sensor Adj.	No	None	Central Supply and Extract	10l/s/per person	10l/s/per person	Balanced	G4	n/a	n/a		200/300	n/a	None	A	80	Switch / Dimmer	Desk 0.75 to 0.85m	See Guidance Notes	n/a
		Single Bedroom (RHSC)	3	17.0	Bedroom	B0305-01	25	18	Radiant Panels	Remote Sensor Adj.	Yes	Comfort Cooled Fresh Air	Natural & Central Supply Air	4	via ensuite	Balanced	G4	43	41		100	5	300	A	80	Switch / Dimmer	Bed / Trolley 1.45m	See Guidance Notes	1
		Single Isolation Bedroom (RHSC)	4	17.0	Isolation Bedroom	B0308	25	21	Adjacent Space Transfer Air	BMS Adjustable Sensor	Yes	Comfort Cooled Fresh Air	Supply via lobby	10	0	Balanced	F7	43	41		100	5	300	A	80	Switch / Dimmer	Bed / Trolley 1.45m	See Guidance Notes	1
		Isolation Bedroom Entrance Lobby	4	4.0	Isolation Lobby	G0510	25	18	Warm Air - Reheat Battery	Local / BMS Adjustable Sensor	Yes	Comfort Cooled Fresh Air	Central Supply	69	0	Positive	F7	43	n/a		200	n/a	None	A	80	Presence detection	Floor 0m	See Guidance Notes	n/a
		En-suite wheelchair-accessible WC, Shower & wash	7	4.5	Bathroom	V1643	28	20	Adjacent Space Transfer Air	None	No	None	Central Dirty Extract	0	10	Negative	None	43	41		200	n/a	None	A	80	Presence detection	Floor 0m	See Guidance Notes	n/a
		Patients' Assisted Bathroom	1	14.0	Bathroom	V1736	28	20	Adjacent Space Transfer Air	None	No	None	Central Dirty Extract	0	10	Negative	None	43	41		200	n/a	None	A	80	Presence detection	Floor 0m	See Guidance Notes	n/a
		Multi Bed Room: day care, 4 beds & 2 chairs	1	72.5	Multi-bed Wards	B0405-01	25	18	Radiant Panels	Remote Sensor Adj.	Yes	Comfort Cooled Fresh Air	Natural and Central Supply Air	4	via ensuite	positive to ensuite	G4	43	41		100	5	300	A	80	switch / dimmer	Bed / Trolley 1.45m	See Guidance Notes	n/a
		Single Bedroom (RHSC)	3	17.0	Bedroom	B0305-01	25	18	Radiant Panels	Remote Sensor Adj.	Yes	Comfort Cooled Fresh Air	Natural & Central Supply Air	4	via ensuite	Balanced	G4	43	41		100	5	300	A	80	Switch / Dimmer	Bed / Trolley 1.45m	See Guidance Notes	1
		En-suite wheelchair-accessible WC, Shower & wash	4	4.5	Bathroom	V1643	28	20	Adjacent Space Transfer Air	None	No	None	Central Dirty Extract	0	10	Negative	None	43	41		200	n/a	None	A	80	Presence detection	Floor 0m	See Guidance Notes	n/a
		Treatment Room	1	12.0	Treatment Room	X0105	28	18	Radiant Panels	Remote Sensor Adj.	Yes	Comfort Cooled Fresh Air	Central Supply Air	10	0	Positive	F7	43	41		500	n/a	1000	A	90	Switch	Bed / Trolley 1.45m	See Guidance Notes	n/a
		Clean Utility	1	16.0	Clean Utility	T0101	28	18	Radiant Panels	Remote Sensor Adj.	Yes	Comfort Cooled Fresh Air	Central Supply Air	6	0	Positive	G4	43	41		150	n/a	None	A	80	Presence detection	General working plane 1m	See Guidance Notes	n/a
		Single Bedroom	3	17.0	Bedroom	B0305-01	25	18	Radiant Panels	Remote Sensor Adj.	Yes	Comfort Cooled Fresh Air	Natural & Central Supply Air	4	via ensuite	Balanced	G4	43	41		100	5	300	A	80	Switch / Dimmer	Bed / Trolley 1.45m	See Guidance Notes	1
		En-suite wheelchair-accessible WC, Shower & wash	3	4.5	Bathroom	V1643	28	20	Adjacent Space Transfer Air	None	No	None	Central Dirty Extract	0	10	Negative	None	43	41		200	n/a	None	A	80	Presence detection	Floor 0m	See Guidance Notes	n/a
		Kitchen/ Lounge/Social Space	1	25.0	Common room/staff room/lounge	D1120-02	28	18	Radiant Panels	Remote Sensor Adj.	Yes	Comfort Cooled Fresh Air	Central Supply and Extract	6	8	Negative	G4	43	41		300	n/a	None	A	80	Switch	Floor 0m	See Guidance Notes	n/a
		Quiet Study Room	1	10.0	Cellular / Ward Offices	M0251	25	18	Radiant Panels	Remote Sensor Adj.	Yes	Comfort Cooled Fresh Air	Central Supply and Extract	4	4	Balanced	G4	43	n/a		300	n/a	None	A	80	Switch	Desk 0.75 to 0.85m	See Guidance Notes	n/a
		Treatment / Clean Utility	1	18.0	Treatment Room	X0105-??	28	18	Radiant Panels	Remote Sensor Adj.	Yes	Comfort Cooled Fresh Air	Central Supply Air	10	0	Positive	F7	43	41		500	n/a	1000	A	90	Switch	Bed / Trolley 1.45m	See Guidance Notes	n/a
		Resuscitation Trolley Bay	1	1.0	Circulation Equipment Storage Bays	G0180-01	28	16	Adjacent Space Transfer Air	None	No	None	Central General Extract	0	3	Negative	None	43	n/a		200	n/a	None	A	80	Presence detection	Floor 0m	See Guidance Notes	n/a
		Hoist Bay	1	3.0	Circulation Equipment Storage Bays	G0180-03	28	16	Adjacent Space Transfer Air	None	No	None	Central General Extract	0	3	Negative	None	43	n/a		200	n/a	None	A	80	Presence detection	Floor 0m	See Guidance Notes	n/a
		Dirty Utility	1	14.0	Dirty Utility	Y0431	28	18	Adjacent Space Transfer Air	None	No	None	Central Dirty Extract	0	6	Negative	None	43	41		200	n/a	None	A	80	Presence detection	Floor 0m	See Guidance Notes	n/a
		Complementary Therapy Room	1	10.0	Consulting Room	X0613	28	18	Radiant Panels	Remote Sensor Adj.	Yes	Comfort Cooled Fresh Air	Central Supply and Extract	3	3	Balanced	G4	43	41		300	n/a	1000	A	80	Switch	Bed / Trolley 1.45m	See Guidance Notes	1
		Ward Management Office	1	10.0	Cellular / Ward Offices	M0251	25	18	Radiant Panels	Remote Sensor Adj.	Yes	Comfort Cooled Fresh Air	Central Supply and Extract	4	4	Balanced	G4	43	n/a		300	n/a	None	A	80	Switch	Desk 0.75 to 0.85m	See Guidance Notes	n/a
		Consultant Office (5 person)	1	25.0	Cellular / Ward Offices	M0251	25	18	Radiant Panels	Remote Sensor Adj.	Yes	Comfort Cooled Fresh Air	Central Supply and Extract	4	4	Balanced	G4	43	n/a		300	n/a	None	A	80	Switch	Desk 0.75 to 0.85m	See Guidance Notes	n/a
		Medical Staff Office	1	20.0	Cellular / Ward Offices	M0251	25	18	Radiant Panels	Remote Sensor Adj.	Yes	Comfort Cooled Fresh Air	Central Supply and Extract	4	4	Balanced	G4	43	n/a		300	n/a	None	A	80	Switch	Desk 0.75 to 0.85m	See Guidance Notes	n/a
		Nursing Staff Office	1	15.0	Cellular / Ward Offices	M0251	25	18	Radiant Panels	Remote Sensor Adj.	Yes	Comfort Cooled Fresh Air	Central Supply and Extract	4	4	Balanced	G4	43	n/a		300	n/a	None	A	80	Switch	Desk 0.75 to 0.85m	See Guidance Notes	n/a
		Multi-Disciplinary Office	1	18.0	Multi Disciplinary Work Areas	M0254	25	18	Radiant Panels	Remote Sensor Adj.	Yes	Comfort Cooled Fresh Air	Central Supply and Extract	4	4	Balanced	G4	43	n/a		300	n/a	None	A	80	Switch	Desk 0.75 to 0.85m	See Guidance Notes	n/a
		Research Staff Office	1	19.0	Cellular / Ward Offices	M0251	25	18	Radiant Panels	Remote Sensor Adj.	Yes	Comfort Cooled Fresh Air	Central Supply and Extract	4	4	Balanced	G4	43	n/a		300	n/a	None	A	80	Switch	Desk 0.75 to 0.85m	See Guidance Notes	n/a
		WC - Staff	2	3.0	Toilet	V1010	28	18	Adjacent Space Transfer Air	None	No	None	Central Dirty Extract	0	10	Negative	None	43	41		200	n/a	None	A	80	Presence detection	Floor 0m	See Guidance Notes	n/a
		WC - Visitors	1	3.0	Toilet	V1010	28	18	Adjacent Space Transfer Air	None	No	None	Central Dirty Extract	0	10	Negative	None	43	41		200	n/a	None	A	80	Presence detection	Floor 0m	See Guidance Notes	n/a
		Play Room	1	25.0	Common room/staff room/lounge	H1322-01	28	18	Radiant Panels	Remote Sensor Adj.	Yes	Comfort Cooled Fresh Air	Central Supply and Extract	6	8	Negative	G4	43	41		300	n/a	None	A	80	Switch	Floor 0m	See Guidance Notes	n/a
		Pantry	1	8.0	Pantry	P0627	28	18	Radiant Panels	Remote Sensor Adj.	Yes	Comfort Cooled Fresh Air	Central Supply and Extract	6	8	Negative	G4	43	41		300	n/a	None	A	80	Switch	Floor 0m	See Guidance Notes	n/a
		Linen Bay (1 Trolley)	1	1.5	Linen Bay	W1594-01	28	16	Adjacent Space Transfer Air	None	No	None	Central Extract	0	3	Negative	None	43	n/a		200	n/a	None	A	80	Presence detection	Floor 0m	See Guidance Notes	n/a
		Store - General	1	10.0	Storage Area Equipment	W1585	28	16	Radiant Panels	Remote Sensor Adj.	No	None	Central General Extract	0	3	Negative	None	43	n/a		200	n/a	None	A	80	Presence detection	Floor 0m	See Guidance Notes	n/a
		Ward Kitchen	1	12.0	Ward Kitchen	P0627-01	28	18	Adjacent Space Transfer Air	None	Yes	Ceiling Cassette - Chilled Water	Central General Extract	0	6	Negative	G4	n/a	60		500	n/a	None	A	80	Switch	General working plane 1m	See Guidance Notes	n/a
		Store - Equipment	1	10.0	Storage Area Equipment	W1585	28	16	Radiant Panels	Remote Sensor Adj.	No	None	Central General Extract	0	3	Negative	None	43	n/a		200	n/a	None	A	80	Presence detection	Floor 0m	See Guidance Notes	n/a
		Pharmacy Base	1	9.0	Consulting Room	T0151	28	18	Radiant Panels	Remote Sensor Adj.	Yes	Comfort Cooled Fresh Air	Central Supply and Extract	3	3	Balanced	G4	43	41		300	n/a	1000	A	80	Switch	Bed / Trolley 1.45m	See Guidance Notes	1
		Patient Interview Room	1	9.0	Meeting Room	M0724	25	18	Radiant Panels	Remote Sensor Adj.	Yes	Ceiling Cassette - Chilled Water	Central Supply and Extract	10 l/s per person	10 l/s per person	Balanced	G4	43	n/a		300	n/a	None	A	80	Switch	Desk 0.75 to 0.85m	See Guidance Notes	n/a
		Family Sitting Room	1	27.0	Common room/staff room/lounge	D1120	28	18	Radiant Panels	Remote Sensor Adj.	Yes	Comfort Cooled Fresh Air	Central Supply and Extract	6	8	Negative	G4	43	41		300	n/a	None	A	80	Switch	Floor 0m	See Guidance Notes	n/a
		Breast Pump Room	1	4.0	Baby Feeding	S0012	25	18	Radiant Panels	Remote Sensor Adj.	No	None																	

RHSC / DCN Environmental Matrix

Dept	Room Name	Qty	Room Function	ADB Code	Temp (max)	Temp (min)	Heating Type	Heating Control	Cooling (present)	Cooling (type)	Ventilation (type)	Supply (ach/hr)	Extract (ach/hr)	Relative pressure	Min filtration	Surface temp	Water temp	Safety Notes	Normal lux	Night lux	Local lux	Standby grade	Colour render	Control	Plane	Medical Location		
C1.8	Surgical Short Stay Inpatients 14 Beds	Dining / Play Room	1	15.0	Eating/Drinking	D0608-01	28	18	Radiant Panels	Remote Sensor Adj.	Yes	Comfort Cooled Fresh Air	Central Supply and Extract	10 l/s per person	10 l/s per person	Balanced	G4	43	41	300	n/a	None	A	80	Switch	Floor 0m	See Guidance Notes	n/a
		Single Bedroom	4	17.0	Bedroom	B0305-01	25	18	Radiant Panels	Remote Sensor Adj.	Yes	Comfort Cooled Fresh Air	Natural & Central Supply Air	4	via ensuite	Balanced	G4	43	41	100	5	300	A	80	Switch / Dimmer	Bed / Trolley 1.45m	See Guidance Notes	1
		En-suite Shower / WC / WHB	4	4.5	Bathroom	V1643	28	20	Adjacent Space Transfer Air	None	No	None	Central Dirty Extract	0	10	Negative	None	43	41	200	n/a	None	A	80	Presence detection	Floor 0m	See Guidance Notes	n/a
		4 Bed Room	2	58.5	Multi-bed Wards	B0405	25	18	Radiant Panels	Remote Sensor Adj.	Yes	Comfort Cooled Fresh Air	Natural and Central Supply Air	4	via ensuite	Positive to ensuite	G4	43	41	100	5	300	A	80	Switch / Dimmer	Bed / Trolley 1.45m	See Guidance Notes	n/a
		En-suite Shower / WC / WHB	2	6.0	Bathroom	V1643	28	20	Adjacent Space Transfer Air	None	No	None	Central Dirty Extract	0	10	Negative	None	43	41	200	n/a	None	A	80	Presence detection	Floor 0m	See Guidance Notes	n/a
		Single Bedroom (RHSC)	2	17.0	Bedroom	B0305-01	25	18	Radiant Panels	Remote Sensor Adj.	Yes	Comfort Cooled Fresh Air	Natural & Central Supply Air	4	via ensuite	Balanced	G4	43	41	100	5	300	A	80	Switch / Dimmer	Bed / Trolley 1.45m	See Guidance Notes	1
		En-suite wheelchair-accessible WC, Shower & wash	2	4.5	Bathroom	V1643	28	20	Adjacent Space Transfer Air	None	No	None	Central Dirty Extract	0	10	Negative	None	43	41	200	n/a	None	A	80	Presence detection	Floor 0m	See Guidance Notes	n/a
		Patient Assisted Bathroom	1	14.0	Bathroom	V1736	28	20	Adjacent Space Transfer Air	None	No	None	Central Dirty Extract	0	10	Negative	None	43	41	200	n/a	None	A	80	Presence detection	Floor 0m	See Guidance Notes	n/a
		Treatment Room	1	16.0	Treatment Room	X0105	28	18	Radiant Panels	Remote Sensor Adj.	Yes	Comfort Cooled Fresh Air	Central Supply Air	10	0	Positive	F7	43	41	500	n/a	1000	A	90	Switch	Bed / Trolley 1.45m	See Guidance Notes	n/a
		Ward Management Office	1	9.0	Cellular / Ward Offices	M0251	25	18	Radiant Panels	Remote Sensor Adj.	Yes	Comfort Cooled Fresh Air	Central Supply and Extract	4	4	Balanced	G4	43	n/a	300	n/a	None	A	80	Switch	Desk 0.75 to 0.85m	See Guidance Notes	n/a
		Touchdown Base	1	2.0	staff base	T0151	28	18	Radiant Panels	Remote Sensor Adj.	No	None	Central Supply and Extract	10l/s per person	10l/s per person	Balanced	G4	n/a	n/a	200/300	n/a	None	A	80	Switch / Dimmer	Desk 0.75 to 0.85m	See Guidance Notes	n/a
		Staff WC	1	3.0	Toilet	V1010	28	18	Adjacent Space Transfer Air	None	No	None	Central Dirty Extract	0	10	Negative	None	43	41	200	n/a	None	A	80	Presence detection	Floor 0m	See Guidance Notes	n/a
		WC - Visitors	1	3.0	Toilet	V1010	28	18	Adjacent Space Transfer Air	None	No	None	Central Dirty Extract	0	10	Negative	None	43	41	200	n/a	None	A	80	Presence detection	Floor 0m	See Guidance Notes	n/a
		Clean Utility	1	12.0	Clean Utility	T0101	28	18	Radiant Panels	Remote Sensor Adj.	Yes	Comfort Cooled Fresh Air	Central Supply Air	6	0	Positive	G4	43	41	150	n/a	None	A	80	Presence detection	General working plane 1m	See Guidance Notes	n/a
		Dirty Utility	1	14.0	Dirty utility	Y0431	28	18	Adjacent Space Transfer Air	None	No	None	Central Dirty Extract	0	6	Negative	None	43	41	200	n/a	None	A	80	Presence detection	Floor 0m	See Guidance Notes	n/a
		Ward Kitchen	1	12.0	Ward Kitchen	P0627-01	28	18	Adjacent Space Transfer Air	None	Yes	Ceiling Cassette - Chilled Water	Central General Extract	0	6	Negative	G4	n/a	60	500	n/a	None	A	80	Switch	General working plane 1m	See Guidance Notes	n/a
		Resuscitation Trolley Bay	1	1.0	Circulation Equipment Storage Bays	G0180-01	28	16	Adjacent Space Transfer Air	None	No	None	Central General Extract	0	3	Negative	None	43	n/a	200	n/a	None	A	80	Presence detection	Floor 0m	See Guidance Notes	n/a
		Linen Bay (1 Trolley)	1	1.5	Linen Bay	W1594-01	28	16	Adjacent Space Transfer Air	None	No	None	Central Extract	0	3	Negative	None	43	n/a	200	n/a	None	A	80	Presence detection	Floor 0m	See Guidance Notes	n/a
		Store - General	1	10.0	Storage Area Equipment	W1585	28	16	Radiant Panels	Remote Sensor Adj.	No	None	Central General Extract	0	3	Negative	None	43	n/a	200	n/a	None	A	80	Presence detection	Floor 0m	See Guidance Notes	n/a
		Store - Equipment	1	10.0	Storage Area Equipment	W1585	28	16	Radiant Panels	Remote Sensor Adj.	No	None	Central General Extract	0	3	Negative	None	43	n/a	200	n/a	None	A	80	Presence detection	Floor 0m	See Guidance Notes	n/a
Disposal Hold	1	10.0	Disposal Hold	Y0646	28	18	Adjacent Space Transfer Air	None	No	None	Central Dirty Extract	0	10	Negative	None	43	n/a	100	n/a	None	A	90	Presence detection	Floor 0m	See Guidance Notes	n/a		
WC Wheelchair Accessible	2	4.5	Toilet	V0922	28	18	Adjacent Space Transfer Air	None	No	None	Central Dirty Extract	0	10	Negative	None	43	41	200	n/a	None	A	80	Presence detection	Floor 0m	See Guidance Notes	n/a		
DSR	1	7.0	DSR	Y1510	28	18	Adjacent Space Transfer Air	None	No	None	Central Dirty Extract	0	6	Negative	None	43	60	100	n/a	None	A	90	Presence detection	Floor 0m	See Guidance Notes	n/a		
C2	Wards Support Areas	Staff Room	1	48.0	Common room/staff room/lounge	D0608-03	28	18	Radiant Panels	Remote Sensor Adj.	Yes	Comfort Cooled Fresh Air	Central Supply and Extract	6	8	Negative	G4	43	41	300	n/a	None	A	80	Switch	Floor 0m	See Guidance Notes	n/a
		DSR	1	7.0	DSR	Y1510	28	18	Adjacent Space Transfer Air	None	No	None	Central Dirty Extract	0	6	Negative	None	43	60	100	n/a	None	A	90	Presence detection	Floor 0m	See Guidance Notes	n/a
		Seminar Room	1	25.0	Meeting Room	H11313-03	25	18	Radiant Panels	Remote Sensor Adj.	Yes	Ceiling Cassette - Chilled Water	Central Supply and Extract	10 l/s per person	10 l/s per person	Balanced	G4	43	n/a	300	n/a	None	A	80	Switch	Desk 0.75 to 0.85m	See Guidance Notes	n/a
C3	Special Feeds Unit	Food Prep Area	1	24.0	Ward Kitchen	P0627-01	28	18	Adjacent Space Transfer Air	None	Yes	Ceiling Cassette - Chilled Water	Central General Extract	0	6	Negative	G4	n/a	60	500	n/a	None	A	80	Switch	General working plane 1m	See Guidance Notes	n/a
		Store - Feeds	1	8.0	Storage Area Equipment	W1585-??	28	16	Radiant Panels	Remote Sensor Adj.	No	None	Central General Extract	0	3	Negative	None	43	n/a	200	n/a	None	A	80	Presence detection	Floor 0m	See Guidance Notes	n/a
		Office Ante Room	1	9.0	Cellular / Ward Offices	M0251	25	18	Radiant Panels	Remote Sensor Adj.	Yes	Comfort Cooled Fresh Air	Central Supply and Extract	4	4	Balanced	G4	43	n/a	300	n/a	None	A	80	Switch	Desk 0.75 to 0.85m	See Guidance Notes	n/a
C4	Sleep Lab	Wash Room	1	5.0	Bathroom	V1736	28	20	Adjacent Space Transfer Air	None	No	None	Central Dirty Extract	0	10	Negative	None	43	41	200	n/a	None	A	80	Presence detection	Floor 0m	See Guidance Notes	n/a
		Sleep Room	2	15.0	Bedroom	B0704	25	18	Radiant Panels	Remote Sensor Adj.	Yes	Comfort Cooled Fresh Air	Natural & Central Supply Air	4	via ensuite	Balanced	G4	43	41	100	5	300	A	80	Switch / Dimmer	Bed / Trolley 1.45m	See Guidance Notes	1
		En-suite wheelchair-accessible WC, Shower & wash	2	6.0	Bathroom	V1643	28	20	Adjacent Space Transfer Air	None	No	None	Central Dirty Extract	0	10	Negative	None	43	41	200	n/a	None	A	80	Presence detection	Floor 0m	See Guidance Notes	n/a
		Parents Room	2	10.0	Bedroom	D1311	25	18	Radiant Panels	Remote Sensor Adj.	Yes	Comfort Cooled Fresh Air	Natural & Central Supply Air	4	via ensuite	Positive to ensuite	G4	43	41	100	5	300	A	80	Switch / Dimmer	Bed / Trolley 1.45m	See Guidance Notes	1
		Control Room	1	15.0	Cellular / Ward Offices	M0251	25	18	Radiant Panels	Remote Sensor Adj.	Yes	Comfort Cooled Fresh Air	Central Supply and Extract	4	4	Balanced	G4	43	n/a	300	n/a	None	A	80	Switch	Desk 0.75 to 0.85m	See Guidance Notes	n/a
Store	1	6.0	Storage Area Equipment	W1585	28	16	Radiant Panels	Remote Sensor Adj.	No	None	Central General Extract	0	3	Negative	None	43	n/a	200	n/a	None	A	80	Presence detection	Floor 0m	See Guidance Notes	n/a		
C5	Classrooms	Primary Classroom	1	18.0	Classroom	H11313-03	25	18	Radiant Panels	Remote Sensor Adj.	Yes	Ceiling Cassette - Chilled Water	Central Supply and Extract	10 l/s per person	10 l/s per person	Balanced	G4	43	41	300	n/a	None	A	80	Switch	Desk 0.75 to 0.85m	See Guidance Notes	n/a
		Upper Primary Classroom	1	18.0	Classroom	H11313-03	25	18	Radiant Panels	Remote Sensor Adj.	Yes	Ceiling Cassette - Chilled Water	Central Supply and Extract	10 l/s per person	10 l/s per person	Balanced	G4	43	41	300	n/a	None	A	80	Switch	Desk 0.75 to 0.85m	See Guidance Notes	n/a
		Secondary Classroom	1	18.0	Classroom	H11313-03	25	18	Radiant Panels	Remote Sensor Adj.	Yes	Ceiling Cassette - Chilled Water	Central Supply and Extract	10 l/s per person	10 l/s per person	Balanced	G4	43	41	300	n/a	None	A	80	Switch	Desk 0.75 to 0.85m	See Guidance Notes	n/a
		Resource Storage	1	10.0	Storage Area Equipment	W1585-??	28	16	Radiant Panels	Remote Sensor Adj.	No	None	Central General Extract	0	3	Negative	None	43	n/a	200	n/a	None	A	80	Presence detection	Floor 0m	See Guidance Notes	n/a
		Administration Area	1	15.0	Cellular / Ward Offices	M0251	25	18	Radiant Panels	Remote Sensor Adj.	Yes	Comfort Cooled Fresh Air	Central Supply and Extract	4	4	Balanced	G4	43	n/a	300	n/a	None	A	80	Switch	Desk 0.75 to 0.85m	See Guidance Notes	n/a
		WC Ambulant	1	3.0	Toilet	V1010	28	18	Adjacent Space Transfer Air	None	No	None	Central Dirty Extract	0	10	Negative	None	43	41	200	n/a	None	A	80	Presence detection	Floor 0m	See Guidance Notes	n/a
		WC - Wheelchair accessible	1	4.5	Toilet	V0922	28	18	Adjacent Space Transfer Air	None	No	None	Central Dirty Extract	0	10	Negative	None	43	41	200	n/a	None	A	80	Presence detection	Floor 0m	See Guidance Notes	n/a
		Store	1	3.0	Storage Area Equipment	W1585	28	16	Radiant Panels	Remote Sensor Adj.	No	None	Central General Extract	0	3	Negative	None	43	n/a	200	n/a	None	A	80	Presence detection	Floor 0m	See Guidance Notes	n/a
		Consult/Examination	10	15.5	Consulting Room	C0224-01	28	18	Radiant Panels	Remote Sensor Adj.	Yes	Comfort Cooled Fresh Air	Central Supply and Extract	3	3	Balanced	G4	43	41	300	n/a	1000	A	80	Switch	Bed / Trolley 1.45m	See Guidance Notes	1
		Child Protection Room	1	24.0	Consulting Room	C0224-??	28	18	Radiant Panels	Remote Sensor Adj.	Yes	Comfort Cooled Fresh Air	Central Supply and Extract	3	3	Balanced	G4	43	41	300	n/a	1000	A	80	Switch	Bed / Trolley 1.45m	See Guidance Notes	1
		Consult/Examination (Child Protection)	1	15.5	Consulting Room	C0224-?	28	18	Radiant Panels	Remote Sensor Adj.	Yes	Comfort Cooled Fresh Air	Central Supply and Extract	3	3	Balanced	G4	43	41	300	n/a	1000	A	80	Switch	Bed / Trolley 1.45m	See Guidance Notes	1
		Consult/Multi-Disciplinary	1	24.0	Consulting Room	C0217	28	18	Radiant Panels	Remote Sensor Adj.	Yes	Comfort Cooled Fresh Air	Central Supply and Extract	3	3	Balanced	G4	43	41	300	n/a	1000	A	80	Switch	Bed / Trolley 1.45m	See Guidance Notes	1
		Treatment Room (with prep area)	1	16.0	Treatment Room	X0105-01	28	18	Radiant Panels	Remote Sensor Adj.	Yes	Comfort Cooled Fresh Air	Central Supply Air	10	0	Positive	F7	43	41	500	n/a	1000	A	90	Switch	Bed / Trolley 1.45m	See Guidance Notes	n/a
		Plaster Suite (3 bays)	1	40.0	Consulting Room	X0206	28	18	Radiant Panels	Remote Sensor Adj.	Yes	Comfort Cooled Fresh Air	Central Supply and Extract	3	3	Balanced	G4	43	41	300	n/a	1000	A	80	Switch	Bed / Trolley 1.45m	See Guidance Notes	1
		Store: Plaster	1	6.0	Storage Area Equipment	W1585-??	28	16	Radiant Panels	Remote Sensor Adj.	No	None	Central General Extract	0	3	Negative	None	43	n/a	200	n/a	None	A	80	Presence detection	Floor 0m	See Guidance Notes	n/a
		Orthotics Workshop	1	16.0	Small Workshop	K0420	28	18	Radiant Panels	Remote Sensor Adj.	Yes	Comfort Cooled Fresh Air	Central Supply and Extract	4	6	Negative	G4	43	41	200	n/a	None	A	80	Switch	Desk 0.75 to 0.85m	See Guidance Notes	n/a
		Equipment / General Store																										

RHSC / DCN Environmental Matrix

Dept	Room Name	Qty	Room Function	ADB Code	Temp (max)	Temp (min)	Heating Type	Heating Control	Cooling (present)	Cooling (type)	Ventilation (type)	Supply (ach/hr)	Extract (ach/hr)	Relative pressure	Min filtration	Surface temp	Water temp	Safety Notes	Normal lux	Night lux	Local lux	Standby grade	Colour render	Control	Plane	Medical Location				
D1	RHSC Main Outpatients Department	Resuscitation Trolley Bay	1	1.0	Resus Trolley bay	G0180-01	28	18	Adjacent Space Transfer Air	None	No	None	None	0	0	n/a	None	43	n/a	500	n/a	None	A	90	Switch	Bed / Trolley 1.45m	See Guidance Notes	n/a		
		Phlebotomy Room	1	8.0	Consulting Room	C0224-??	28	18	Radiant Panels	Remote Sensor Adj.	Yes	Comfort Cooled Fresh Air	Central Supply and Extract	3	3	Balanced	G4	43	41	300	n/a	1000	A	80	Switch	Bed / Trolley 1.45m	See Guidance Notes	1		
		Specimen/ Disabled WC	1	4.5	Toilet	V0922	28	18	Adjacent Space Transfer Air	None	No	None	Central Dirty Extract	0	10	Negative	None	43	41	200	n/a	None	A	80	Presence detection	Floor 0m	See Guidance Notes	n/a		
		Linen Bay	1	1.5	Linen Bay	W1594-01	28	16	Adjacent Space Transfer Air	None	No	None	Central Extract	0	3	Negative	None	43	n/a	200	n/a	None	A	80	Presence detection	Floor 0m	See Guidance Notes	n/a		
		Pantry	1	8.0	Pantry	P0627	28	18	Radiant Panels	Remote Sensor Adj.	Yes	Comfort Cooled Fresh Air	Central Supply and Extract	6	8	Negative	G4	43	41	300	n/a	None	A	80	Switch	Floor 0m	See Guidance Notes	n/a		
		Staff WC	2	3.0	Toilet	V1010	28	18	Adjacent Space Transfer Air	None	No	None	Central Dirty Extract	0	10	Negative	None	43	41	200	n/a	None	A	80	Presence detection	Floor 0m	See Guidance Notes	n/a		
		WC - Fully accessible changing room	1	7.0	Toilet	V0922-01	28	18	Adjacent Space Transfer Air	None	No	None	Central Dirty Extract	0	10	Negative	None	43	41	200	n/a	None	A	80	Presence detection	Floor 0m	See Guidance Notes	n/a		
		Baby Infant / Feeding Room	1	4.0	Baby Feeding	S0012	25	18	Radiant Panels	Remote Sensor Adj.	No	None	Central Supply Air	5	0	Positive	G4	43	41	100	n/a	None	A	80	Presence detection	Floor 0m	See Guidance Notes	n/a		
		Nappy Change	1	4.0	Nappy Change	V1131	25	18	Radiant Panels	Remote Sensor Adj.	No	None	Central Dirty Extract	0	10	Negative	None	43	41	100	n/a	None	A	80	Presence detection	Floor 0m	See Guidance Notes	n/a		
		Sub Waiting Area (incl supervised play) with Nurse Base	1	46	Waiting Room	J0132-02	28	18	Radiant Panels	Remote Sensor Adj.	Yes	Comfort Cooled Fresh Air	Central Supply and Extract	5	5	Balanced	G4	43	n/a	300	n/a	None	A	80	Switch	Floor 0m	See Guidance Notes	n/a		
		Sub Waiting Area	1	3.5	Waiting Room	J0132-02	28	18	Radiant Panels	Remote Sensor Adj.	Yes	Comfort Cooled Fresh Air	Central Supply and Extract	5	5	Balanced	G4	43	n/a	300	n/a	None	A	80	Switch	Floor 0m	See Guidance Notes	n/a		
		Reception	1	3.0	Reception	J0132-01	28	18	Radiant Panels	Remote Sensor Adj.	Yes	Comfort Cooled Fresh Air	Central Supply Air	4	4	Balanced	G4	43	n/a	300	n/a	None	A	80	Switch	Desk 0.75 to 0.85m	See Guidance Notes	n/a		
		WC wheelchair accessible	2	4.5	Toilet	V0922	28	18	Adjacent Space Transfer Air	None	No	None	Central Dirty Extract	0	10	Negative	None	43	41	200	n/a	None	A	80	Presence detection	Floor 0m	See Guidance Notes	n/a		
		Consult/Examination	4	15.5	Consulting Room	C0224-01	28	18	Radiant Panels	Remote Sensor Adj.	Yes	Comfort Cooled Fresh Air	Central Supply and Extract	3	3	Balanced	G4	43	41	300	n/a	1000	A	80	Switch	Bed / Trolley 1.45m	See Guidance Notes	1		
		Consult/Examination (Ophthalmology)	1	15.5	Consulting Room	C0224-?	28	18	Radiant Panels	Remote Sensor Adj.	Yes	Comfort Cooled Fresh Air	Central Supply and Extract	3	3	Balanced	G4	43	41	300	n/a	1000	A	80	Switch	Bed / Trolley 1.45m	See Guidance Notes	1		
		Consult/Multi-Disciplinary	1	24.0	Consulting Room	C0217	28	18	Radiant Panels	Remote Sensor Adj.	Yes	Comfort Cooled Fresh Air	Central Supply and Extract	3	3	Balanced	G4	43	41	300	n/a	1000	A	80	Switch	Bed / Trolley 1.45m	See Guidance Notes	1		
		Equipment / General Store	1	8.0	Storage Area Equipment	W1585	28	16	Radiant Panels	Remote Sensor Adj.	No	None	Central General Extract	0	3	Negative	None	43	n/a	200	n/a	None	A	80	Presence detection	Floor 0m	See Guidance Notes	n/a		
		Play Therapy (inc messy play) Room	1	18.0	Common room/staff room/lounge	H1322-01	28	18	Radiant Panels	Remote Sensor Adj.	Yes	Comfort Cooled Fresh Air	Central Supply and Extract	6	8	Negative	G4	43	41	300	n/a	None	A	80	Switch	Floor 0m	See Guidance Notes	n/a		
		Physical Measurement	2	3.5	Consulting Room	C0522-02	28	18	Radiant Panels	Remote Sensor Adj.	Yes	Comfort Cooled Fresh Air	Central Supply and Extract	3	3	Balanced	G4	43	41	300	n/a	1000	A	80	Switch	Bed / Trolley 1.45m	See Guidance Notes	1		
		Infant Measuring Room	1	6.0	Consulting Room	C0522-02	28	18	Radiant Panels	Remote Sensor Adj.	Yes	Comfort Cooled Fresh Air	Central Supply and Extract	3	3	Balanced	G4	43	41	300	n/a	1000	A	80	Switch	Bed / Trolley 1.45m	See Guidance Notes	1		
		Shower Room	1	5.0	Bathroom	V1643	28	20	Adjacent Space Transfer Air	None	No	None	Central Dirty Extract	0	10	Negative	None	43	41	200	n/a	None	A	80	Presence detection	Floor 0m	See Guidance Notes	n/a		
		Mobile Hoist Bay	1	3.0	Circulation Equipment Storage Bays	G0180-03	28	16	Adjacent Space Transfer Air	None	No	None	Central General Extract	0	3	Negative	None	43	n/a	200	n/a	None	A	80	Presence detection	Floor 0m	See Guidance Notes	n/a		
		Consult/Examination (Cleft)	2	18.0	Consulting Room	C0224-?	28	18	Radiant Panels	Remote Sensor Adj.	Yes	Comfort Cooled Fresh Air	Central Supply and Extract	3	3	Balanced	G4	43	41	300	n/a	1000	A	80	Switch	Bed / Trolley 1.45m	See Guidance Notes	1		
		Consult/Examination (ENT)	3	17.0	Consulting Room	C0224-?	28	18	Radiant Panels	Remote Sensor Adj.	Yes	Comfort Cooled Fresh Air	Central Supply and Extract	3	3	Balanced	G4	43	41	300	n/a	1000	A	80	Switch	Bed / Trolley 1.45m	See Guidance Notes	1		
		Store Room	1	1.0	Storage Area Equipment	W1585-??	28	16	Radiant Panels	Remote Sensor Adj.	No	None	Central General Extract	0	3	Negative	None	43	n/a	200	n/a	None	A	80	Presence detection	Floor 0m	See Guidance Notes	n/a		
		Treatment Room (with prep area)	2	16.0	Treatment Room	X0105-01	28	18	Radiant Panels	Remote Sensor Adj.	Yes	Comfort Cooled Fresh Air	Central Supply Air	10	0	Positive	F7	43	41	500	n/a	1000	A	90	Switch	Bed / Trolley 1.45m	See Guidance Notes	n/a		
		Clean Utility	1	8.0	Clean Utility	T0101	28	18	Radiant Panels	Remote Sensor Adj.	Yes	Comfort Cooled Fresh Air	Central Supply Air	6	0	Positive	G4	43	41	150	n/a	None	A	80	Presence detection	General working plane 1m	See Guidance Notes	n/a		
		Dirty Utility	1	11.0	Dirty utility	Y0431	28	18	Adjacent Space Transfer Air	None	No	None	Central Dirty Extract	0	6	Negative	None	43	41	200	n/a	None	A	80	Presence detection	Floor 0m	See Guidance Notes	n/a		
		DSR	1	7.0	DSR	Y1510	28	18	Adjacent Space Transfer Air	None	No	None	Central Dirty Extract	0	6	Negative	None	43	60	100	n/a	None	A	90	Presence detection	Floor 0m	See Guidance Notes	n/a		
		Disposal Hold	1	10.0	Disposal Hold	Y0646	28	18	Adjacent Space Transfer Air	None	No	None	Central Dirty Extract	0	10	Negative	None	43	n/a	100	n/a	None	A	90	Presence detection	Floor 0m	See Guidance Notes	n/a		
		Resuscitation Trolley Bay	1	1.0	Circulation Equipment Storage Bays	G0180-01	28	16	Adjacent Space Transfer Air	None	No	None	Central General Extract	0	3	Negative	None	43	n/a	200	n/a	None	A	80	Presence detection	Floor 0m	See Guidance Notes	n/a		
		Phlebotomy Room	1	8.0	Consulting Room	C0224-??	28	18	Radiant Panels	Remote Sensor Adj.	Yes	Comfort Cooled Fresh Air	Central Supply and Extract	3	3	Balanced	G4	43	41	300	n/a	1000	A	80	Switch	Bed / Trolley 1.45m	See Guidance Notes	1		
		Linen Bay (1 Trolley)	1	1.5	Linen Bay	W1594-01	28	16	Adjacent Space Transfer Air	None	No	None	Central Extract	0	3	Negative	None	43	n/a	200	n/a	None	A	80	Presence detection	Floor 0m	See Guidance Notes	n/a		
		Staff WC	1	3.0	Toilet	V1010	28	18	Adjacent Space Transfer Air	None	No	None	Central Dirty Extract	0	10	Negative	None	43	41	200	n/a	None	A	80	Presence detection	Floor 0m	See Guidance Notes	n/a		
		Baby Infant / Feeding Room	1	4.0	Baby Feeding	S0012	25	18	Radiant Panels	Remote Sensor Adj.	No	None	Central Supply Air	5	0	Positive	G4	43	41	100	n/a	None	A	80	Presence detection	Floor 0m	See Guidance Notes	n/a		
		Nappy Change	1	4.0	Nappy Change	V1131	25	18	Radiant Panels	Remote Sensor Adj.	No	None	Central Dirty Extract	0	10	Negative	None	43	41	100	n/a	None	A	80	Presence detection	Floor 0m	See Guidance Notes	n/a		
		Outpatients Management Office	1	9.0	Cellular / Ward Offices	M0251	25	18	Radiant Panels	Remote Sensor Adj.	Yes	Comfort Cooled Fresh Air	Central Supply and Extract	4	4	Balanced	G4	43	n/a	300	n/a	None	A	80	Switch	Desk 0.75 to 0.85m	See Guidance Notes	n/a		
		Meeting Room	1	15.0	Meeting Room	H1313-03	25	18	Radiant Panels	Remote Sensor Adj.	Yes	Ceiling Cassette - Chilled Water	Central Supply and Extract	10 l/s per person	10 l/s per person	Balanced	G4	43	n/a	300	n/a	None	A	80	Switch	Desk 0.75 to 0.85m	See Guidance Notes	n/a		
		D2	Cardiology & Respiratory	Waiting Area	1	9.0	Waiting Room	J0132-02	28	18	Radiant Panels	Remote Sensor Adj.	Yes	Comfort Cooled Fresh Air	Central Supply and Extract	5	5	Balanced	G4	43	n/a	300	n/a	None	A	80	Switch	Floor 0m	See Guidance Notes	n/a
				Store/ Equipment	1	9.0	Storage Area Equipment	W1585	28	16	Radiant Panels	Remote Sensor Adj.	No	None	Central General Extract	0	3	Negative	None	43	n/a	200	n/a	None	A	80	Presence detection	Floor 0m	See Guidance Notes	n/a
				WC Staff	1	4.5	Toilet	V1010-03	28	18	Adjacent Space Transfer Air	None	No	None	Central Dirty Extract	0	10	Negative	None	43	41	200	n/a	None	A	80	Presence detection	Floor 0m	See Guidance Notes	n/a
				DSR	1	7.0	DSR	Y1510	28	18	Adjacent Space Transfer Air	None	No	None	Central Dirty Extract	0	6	Negative	None	43	60	100	n/a	None	A	90	Presence detection	Floor 0m	See Guidance Notes	n/a
				Physical Measurement	1	3.5	Consulting Room	C0522-02	28	18	Radiant Panels	Remote Sensor Adj.	Yes	Comfort Cooled Fresh Air	Central Supply and Extract	3	3	Balanced	G4	43	41	300	n/a	1000	A	80	Switch	Bed / Trolley 1.45m	See Guidance Notes	1
				ECG Procedure Room	1	12.0	Consulting Room	C0718-??	28	18	Radiant Panels	Remote Sensor Adj.	Yes	Comfort Cooled Fresh Air	Central Supply and Extract	3	3	Balanced	G4	43	41	300	n/a	1000	A	80	Switch	Bed / Trolley 1.45m	See Guidance Notes	1
				Echocardiography Room	1	20.0	Diagnostic room	C0712	25	18	Warm Air - Reheat Battery	BMS Adjustable Sensor	Yes	Comfort Cooled Fresh Air	Central Supply and Extract	to suit location	to suit location	Balanced	F7	43	41	300	n/a	1000	A	80	Switch / Dimmer	General working plane 1m	See Guidance Notes	1
Exercise Tolerance Test Room	1			20.0	Consulting Room	C0718-01	28	18	Radiant Panels	Remote Sensor Adj.	Yes	Comfort Cooled Fresh Air	Central Supply and Extract	3	3	Balanced	G4	43	41	300	n/a	1000	A	80	Switch	Bed / Trolley 1.45m	See Guidance Notes	1		
Admin Office	1			12.0	Cellular / Ward Offices	M0251	25	18	Radiant Panels	Remote Sensor Adj.	Yes	Comfort Cooled Fresh Air	Central Supply and Extract	4	4	Balanced	G4	43	n/a	300	n/a	None	A	80	Switch	Desk 0.75 to 0.85m	See Guidance Notes	n/a		
Lung Function Laboratory	1			28.0	Treatment Room	C0718-02	28	18	Radiant Panels	Remote Sensor Adj.	Yes	Comfort Cooled Fresh Air	Central Supply Air	10	0	Positive	F7	43	41	500	n/a	1000	A	90	Switch	Bed / Trolley 1.45m	See Guidance Notes	n/a		
Exercise Room/Lung Function Laboratory	1			22.0	Treatment Room	C0715	28	18	Radiant Panels	Remote Sensor Adj.	Yes	Comfort Cooled Fresh Air	Central Supply Air	10	0	Positive	F7	43	41	500	n/a	1000	A	90	Switch	Bed / Trolley 1.45m	See Guidance Notes	n/a		
Admin Office	1			15.0	Cellular / Ward Offices	M0251	25	18	Radiant Panels	Remote Sensor Adj.	Yes	Comfort Cooled Fresh Air	Central Supply and Extract	4	4	Balanced	G4	43	n/a	300	n/a	None	A	80	Switch	Desk 0.75 to 0.85m	See Guidance Notes	n/a		
Domiciliary Sleep Studies	1			12.0	Consulting Room	C0224-03	28	18	Radiant Panels	Remote Sensor Adj.	Yes	Comfort Cooled Fresh Air	Central Supply and Extract	3	3	Balanced	G4	43	41	300	n/a	1000	A	80	Switch	Bed / Trolley 1.45m	See Guidance Notes	1		
D3	Orthoptics			Staff Office	1	12.0	Cellular / Ward Offices	M0251	25	18	Radiant Panels	Remote Sensor Adj.	Yes	Comfort Cooled Fresh Air	Central Supply and Extract	4	4	Balanced	G4											

RHSC / DCN Environmental Matrix

Dept	Dept	Room Name	Qty	Room Function	ADB Code	Temp (max)	Temp (min)	Heating Type	Heating Control	Cooling (present)	Cooling (type)	Ventilation (type)	Supply (ach/hr)	Extract (ach/hr)	Relative pressure	Min filtration	Surface temp	Water temp	Safety Notes	Normal lux	Night lux	Local lux	Standby grade	Colour render	Control	Plane	Medical Location	
D4	Audiology	Testing/Clinic Rooms	2	21.0 Consulting Room	C0515	28	18	Radiant Panels	Remote Sensor Adj.	Yes	Comfort Cooled Fresh Air	Central Supply and Extract	3	3	Balanced	G4	43	41		300	n/a	1000	A	80	Switch	Bed / Trolley 1.45m	See Guidance Notes	1
		Obs/Control	2	8.0 Diagnostic room	C0516	25	18	Warm Air - Reheat Battery	BMS Adjustable Sensor	Yes	Comfort Cooled Fresh Air	Central Supply and Extract	to suit location	to suit location	Balanced	F7	43	41		300	n/a	1000	A	80	Switch / Dimmer	General working plane 1m	See Guidance Notes	1
		ABR Room	1	16.0 Treatment Room	C0517	28	18	Radiant Panels	Remote Sensor Adj.	Yes	Comfort Cooled Fresh Air	Central Supply Air	10	0	Positive	F7	43	41		500	n/a	1000	A	90	Switch	Bed / Trolley 1.45m	See Guidance Notes	n/a
		Test Room	1	16.0 Treatment Room	C0517-01	28	18	Radiant Panels	Remote Sensor Adj.	Yes	Comfort Cooled Fresh Air	Central Supply Air	10	0	Positive	F7	43	41		500	n/a	1000	A	90	Switch	Bed / Trolley 1.45m	See Guidance Notes	n/a
		Work Room	1	12.0 Small Workshop	L1804	28	16	Radiant Panels	Remote Sensor Adj.	Yes	Comfort Cooled Fresh Air	Central Supply and Extract	4	6	Negative	G4	43	41		300	n/a	None	A	80	Switch	Desk 0.75 to 0.85m	See Guidance Notes	n/a
		Mould Room	1	9.0 Small Workshop	L1804	28	16	Radiant Panels	Remote Sensor Adj.	Yes	Comfort Cooled Fresh Air	Central Supply and Extract	4	6	Negative	G4	43	41		300	n/a	None	A	80	Switch	Desk 0.75 to 0.85m	See Guidance Notes	n/a
		Store	1	15.0 Storage Area Equipment	W1585	28	16	Radiant Panels	Remote Sensor Adj.	No	None	Central General Extract	0	3	Negative	None	43	n/a		200	n/a	None	A	80	Presence detection	Floor 0m	See Guidance Notes	n/a
D5	Paediatric Dentistry	Shared Staff Office	1	32.8 Cellular / Ward Offices	M0251	25	18	Radiant Panels	Remote Sensor Adj.	Yes	Comfort Cooled Fresh Air	Central Supply and Extract	4	4	Balanced	G4	43	n/a		300	n/a	None	A	80	Switch	Desk 0.75 to 0.85m	See Guidance Notes	n/a
		Surgeries (standard)	3	18.0 Operating Theatre Suite	C0903	25	18	warm air via AHU Battery	Local / BMS Adjustable Sensor	Yes	Comfort Cooled Fresh Air	Central Supply and Extract	In line with SHTM 03-01	In line with SHTM 03-01		F7	43	41		500	n/a	10,000 - 100,000	A	80	Switch	Bed / Trolley 1.45m	See Guidance Notes	n/a
		Surgery (multi-disciplinary)	1	20.0 Operating Theatre Suite	N0106-01	25	18	warm air via AHU Battery	Local / BMS Adjustable Sensor	Yes	Comfort Cooled Fresh Air	Central Supply and Extract	In line with SHTM 03-01	In line with SHTM 03-01		F7	43	41		500	n/a	10,000 - 100,000	A	80	Switch	Bed / Trolley 1.45m	See Guidance Notes	n/a
		Recovery	1	10.0 Recovery Bay / Recovery Room	C0522-04	28	20	Radiant Panels	Remote Sensor Adj.	Yes	Comfort Cooled Fresh Air	Central Supply and Extract	15	15	Balanced	G4	43	41		500	n/a	1000	A	80	Switch / Dimmer	Bed / Trolley 1.45m	See Guidance Notes	n/a
		Laboratory	1	10.0 Laboratory	L1804	25	18	Radiant Panels	Remote Sensor Adj.	Yes	Ceiling Cassette - Chilled Water	Central Supply and Extract	6	6	Balanced	F7	43	60		500	n/a	None	A	80	Switch	Desk 0.75 to 0.85m	See Guidance Notes	n/a
		Clean Utility / Dental Store	1	23.0 Clean Utility	T0101	28	18	Radiant Panels	Remote Sensor Adj.	Yes	Comfort Cooled Fresh Air	Central Supply Air	6	0	Positive	G4	43	41		150	n/a	None	A	80	Presence detection	General working plane 1m	See Guidance Notes	n/a
		Dirty Utility	1	11.0 Dirty Utility	Y0431	28	18	Adjacent Space Transfer Air	None	No	None	Central Dirty Extract	0	6	Negative	None	43	41		200	n/a	None	A	80	Presence detection	Floor 0m	See Guidance Notes	n/a
D6	RHSC Therapies	Mobile Inter-oral Storage	1	6.0 Storage Area Equipment	W1585-??	28	16	Radiant Panels	Remote Sensor Adj.	No	None	Central General Extract	0	3	Negative	None	43	n/a		200	n/a	None	A	80	Presence detection	Floor 0m	See Guidance Notes	n/a
		Rehabilitation Room	4	30.0 Treatment Room	X0208-01	28	18	Radiant Panels	Remote Sensor Adj.	Yes	Comfort Cooled Fresh Air	Central Supply Air	10	0	Positive	F7	43	41		500	n/a	1000	A	90	Switch	Bed / Trolley 1.45m	See Guidance Notes	n/a
		Rehabilitation Room (inc CV equip)	1	39.0 Treatment Room	X0208-02	28	18	Radiant Panels	Remote Sensor Adj.	Yes	Comfort Cooled Fresh Air	Central Supply Air	10	0	Positive	F7	43	41		500	n/a	1000	A	90	Switch	Bed / Trolley 1.45m	See Guidance Notes	n/a
		Changing Cubicles	2	4.0 Changing Facilities	V0726	28	18	Radiant Panels	Remote Sensor Adj.	Yes	Comfort Cooled Fresh Air	Central Supply and Extract	6	10	positive to wc	G4	43	41		100	n/a	None	A	80	Presence detection	Floor 0m	See Guidance Notes	n/a
		Standard Treatment Room	3	15.0 Treatment Room	X0105	28	18	Radiant Panels	Remote Sensor Adj.	Yes	Comfort Cooled Fresh Air	Central Supply Air	10	0	Positive	F7	43	41		500	n/a	1000	A	90	Switch	Bed / Trolley 1.45m	See Guidance Notes	n/a
		Treatment Room (OT equip)	1	20.0 Treatment Room	X0105	28	18	Radiant Panels	Remote Sensor Adj.	Yes	Comfort Cooled Fresh Air	Central Supply Air	10	0	Positive	F7	43	41		500	n/a	1000	A	90	Switch	Bed / Trolley 1.45m	See Guidance Notes	n/a
		Infant Measuring Room	1	6.0 Consulting Room	C0522-02	28	18	Radiant Panels	Remote Sensor Adj.	Yes	Comfort Cooled Fresh Air	Central Supply and Extract	3	3	Balanced	G4	43	41		300	n/a	1000	A	80	Switch	Bed / Trolley 1.45m	See Guidance Notes	1
		Standard Distraction Free Treatment Room	2	15.0 Consulting Room	C0110-01	28	18	Radiant Panels	Remote Sensor Adj.	Yes	Comfort Cooled Fresh Air	Central Supply and Extract	3	3	Balanced	G4	43	41		300	n/a	1000	A	80	Switch	Bed / Trolley 1.45m	See Guidance Notes	1
		Large Distraction Free Treatment Room	1	20.0 Consulting Room	C0110-01	28	18	Radiant Panels	Remote Sensor Adj.	Yes	Comfort Cooled Fresh Air	Central Supply and Extract	3	3	Balanced	G4	43	41		300	n/a	1000	A	80	Switch	Bed / Trolley 1.45m	See Guidance Notes	1
		Dietetic Clinic Room	2	12.0 Diagnostic room	C0224-02	25	18	Warm Air - Reheat Battery	BMS Adjustable Sensor	Yes	Comfort Cooled Fresh Air	Central Supply and Extract	to suit location	to suit location	Balanced	F7	43	41		300	n/a	1000	A	80	Switch / Dimmer	General working plane 1m	See Guidance Notes	1
		Spinting / Casting Room	1	18.0 Consulting Room	X0206-01	28	18	Radiant Panels	Remote Sensor Adj.	Yes	Comfort Cooled Fresh Air	Central Supply and Extract	3	3	Balanced	G4	43	41		300	n/a	1000	A	80	Switch	Bed / Trolley 1.45m	See Guidance Notes	1
		management office	1	20.5 Cellular / Ward Offices	M0251	25	18	Radiant Panels	Remote Sensor Adj.	Yes	Comfort Cooled Fresh Air	Central Supply and Extract	4	4	Balanced	G4	43	n/a		300	n/a	None	A	80	Switch	Desk 0.75 to 0.85m	See Guidance Notes	n/a
		Staff Office - All specialties (39 person)	1	159.0 Open Plan Office	M0132-01	25	18	Radiant Panels	Remote Sensor Adj.	Yes	Comfort Cooled Fresh Air	Central Supply and Extract	4	4	Balanced	G4	43	n/a		300	n/a	None	A	80	Switch	Desk 0.75 to 0.85m	See Guidance Notes	n/a
		Meeting Room - 4 person	1	6.0 Meeting Room	H1313-01	25	18	Radiant Panels	Remote Sensor Adj.	Yes	Ceiling Cassette - Chilled Water	Central Supply and Extract	10 l/s per person	10 l/s per person	Balanced	G4	43	n/a		300	n/a	None	A	80	Switch	Desk 0.75 to 0.85m	See Guidance Notes	n/a
		Meeting Room - 6 person	1	9.0 Meeting Room	H1313-02	25	18	Radiant Panels	Remote Sensor Adj.	Yes	Ceiling Cassette - Chilled Water	Central Supply and Extract	10 l/s per person	10 l/s per person	Balanced	G4	43	n/a		300	n/a	None	A	80	Switch	Desk 0.75 to 0.85m	See Guidance Notes	n/a
		Dictation/ 1:1/Phone Booth	1	4.2 Cellular / Ward Offices	M0251-01	25	18	Radiant Panels	Remote Sensor Adj.	Yes	Comfort Cooled Fresh Air	Central Supply and Extract	4	4	Balanced	G4	43	n/a		300	n/a	None	A	80	Switch	Desk 0.75 to 0.85m	See Guidance Notes	n/a
		A&C Staff Office/Appliance Officer	1	12.0 Cellular / Ward Offices	M0251	25	18	Radiant Panels	Remote Sensor Adj.	Yes	Comfort Cooled Fresh Air	Central Supply and Extract	4	4	Balanced	G4	43	n/a		300	n/a	None	A	80	Switch	Desk 0.75 to 0.85m	See Guidance Notes	n/a
		WC - Staff	2	3.0 Toilet	V1010	28	18	Adjacent Space Transfer Air	None	No	None	Central Dirty Extract	0	10	Negative	None	43	41		200	n/a	None	A	80	Presence detection	Floor 0m	See Guidance Notes	n/a
		Reception	1	6.0 Reception	J0132-01	28	18	Radiant Panels	Remote Sensor Adj.	Yes	Comfort Cooled Fresh Air	Central Supply Air	4	4	Balanced	G4	43	n/a		300	n/a	None	A	80	Switch	Desk 0.75 to 0.85m	See Guidance Notes	n/a
		Waiting Play Area	1	33.0 Waiting Room	J0132-02	28	18	Radiant Panels	Remote Sensor Adj.	Yes	Comfort Cooled Fresh Air	Central Supply and Extract	5	5	Balanced	G4	43	n/a		300	n/a	None	A	80	Switch	Floor 0m	See Guidance Notes	n/a
		WC - Wheelchair accessible	1	4.5 Toilet	V0922	28	18	Adjacent Space Transfer Air	None	No	None	Central Dirty Extract	0	10	Negative	None	43	41		200	n/a	None	A	80	Presence detection	Floor 0m	See Guidance Notes	n/a
		WC - assisted (large+changing)	1	12.3 Toilet	V0922-01	28	18	Adjacent Space Transfer Air	None	No	None	Central Dirty Extract	0	10	Negative	None	43	41		200	n/a	None	A	80	Presence detection	Floor 0m	See Guidance Notes	n/a
		Store - OT	1	4.0 Storage Area Equipment	W1585-??	28	16	Radiant Panels	Remote Sensor Adj.	No	None	Central General Extract	0	3	Negative	None	43	n/a		200	n/a	None	A	80	Presence detection	Floor 0m	See Guidance Notes	n/a
		Store - OT	1	16.5 Storage Area Equipment	W1585-??	28	16	Radiant Panels	Remote Sensor Adj.	No	None	Central General Extract	0	3	Negative	None	43	n/a		200	n/a	None	A	80	Presence detection	Floor 0m	See Guidance Notes	n/a
		Store - OT	1	2.0 Storage Area Equipment	W1585-??	28	16	Radiant Panels	Remote Sensor Adj.	No	None	Central General Extract	0	3	Negative	None	43	n/a		200	n/a	None	A	80	Presence detection	Floor 0m	See Guidance Notes	n/a
		Store - SALT	1	8.0 Storage Area Equipment	W1585-??	28	16	Radiant Panels	Remote Sensor Adj.	No	None	Central General Extract	0	3	Negative	None	43	n/a		200	n/a	None	A	80	Presence detection	Floor 0m	See Guidance Notes	n/a
		Store - Dietetic	1	8.0 Storage Area Equipment	W1585-??	28	16	Radiant Panels	Remote Sensor Adj.	No	None	Central General Extract	0	3	Negative	None	43	n/a		200	n/a	None	A	80	Presence detection	Floor 0m	See Guidance Notes	n/a
		Store - Dietetic	1	1.0 Storage Area Equipment	W1585-??	28	16	Radiant Panels	Remote Sensor Adj.	No	None	Central General Extract	0	3	Negative	None	43	n/a		200	n/a	None	A	80	Presence detection	Floor 0m	See Guidance Notes	n/a
		Store - Dietetic	1	1.5 Storage Area Equipment	W1585-??	28	16	Radiant Panels	Remote Sensor Adj.	No	None	Central General Extract	0	3	Negative	None	43	n/a		200	n/a	None	A	80	Presence detection	Floor 0m	See Guidance Notes	n/a
		Store - Physio	1	4.0 Storage Area Equipment	W1585-??	28	16	Radiant Panels	Remote Sensor Adj.	No	None	Central General Extract	0	3	Negative	None	43	n/a		200	n/a	None	A	80	Presence detection	Floor 0m	See Guidance Notes	n/a
		Store - Physio	1	8.0 Storage Area Equipment	W1585-??	28	16	Radiant Panels	Remote Sensor Adj.	No	None	Central General Extract	0	3	Negative	None	43	n/a		200	n/a	None	A	80	Presence detection	Floor 0m	See Guidance Notes	n/a
		Store - Physio	1	24.5 Storage Area Equipment	W1585-??	28	16	Radiant Panels	Remote Sensor Adj.	No	None	Central General Extract	0	3	Negative	None	43	n/a		200	n/a	None	A	80	Presence detection	Floor 0m	See Guidance Notes	n/a
		Store - Physio	1	8.5 Storage Area Equipment	W1585-??	28	16	Radiant Panels	Remote Sensor Adj.	No	None	Central General Extract	0	3	Negative	None	43	n/a		200	n/a	None	A	80	Presence detection	Floor 0m	See Guidance Notes	n/a
Store - Physio	1	6.0 Storage Area Equipment	W1585-??	28	16	Radiant Panels	Remote Sensor Adj.	No	None	Central General Extract	0	3	Negative	None	43	n/a		200	n/a	None	A	80	Presence detection	Floor 0m	See Guidance Notes	n/a		
Store - Physio	1	3.5 Storage Area Equipment	W1585-??	28	16	Radiant Panels	Remote Sensor Adj.	No	None	Central General Extract	0	3	Negative	None	43	n/a		200	n/a	None	A	80	Presence detection	Floor 0m	See Guidance Notes	n/a		
Store - Physio	1	13.5 Storage Area Equipment	W1585-??	28	16	Radiant Panels	Remote Sensor Adj.	No	None	Central General Extract	0	3	Negative	None	43	n/a		200	n/a	None	A	80	Presence detection	Floor 0m	See Guidance Notes	n/a		
Store - TIP	1	4.5 Storage Area Equipment	W1585-??	28	16	Radiant Panels	Remote Sensor Adj.	No	None	Central General Extract	0	3	Negative	None	43	n/a		200	n/a	None	A	80	Presence detection	Floor 0m	See Guidance Notes	n/a		
Equipment Decontamination																												

RHSC / DCN Environmental Matrix

Dept	Dept	Room Name	Qty	Room Function	ADB Code	Temp (max)	Temp (min)	Heating Type	Heating Control	Cooling (present)	Cooling (type)	Ventilation (type)	Supply (ach/hr)	Extract (ach/hr)	Relative pressure	Min filtration	Surface temp	Water temp	Safety Notes	Normal lux	Night lux	Local lux	Standby grade	Colour render	Control	Plane	Medical Location	
D7	Plastics Dressings Clinic	Sluice	1	6.0 Dirty utility	Y0431	28	18	Adjacent Space Transfer Air	None	No	None	Central Dirty Extract	0	6	Negative	None	43	41		200	n/a	None	A	80	Presence detection	Floor 0m	See Guidance Notes	n/a
		Single Telephone Booth	1	4.0 Circulation Areas	G0710	28	18	underfloor heating / none to suit location	BMS Adjustable Sensor	No	None	to suit location	to suit location	to suit location	Balanced	G4	43	41		200	n/a	None	A	80	presence detection	Floor 0m	See Guidance Notes	n/a
		Dressings Room (Burns)	2	16.0 Consulting Room	X0242	28	18	Radiant Panels	Remote Sensor Adj.	Yes	Comfort Cooled Fresh Air	Central Supply and Extract	3	3	Balanced	G4	43	41		300	n/a	1000	A	80	Switch	Bed / Trolley 1.45m	See Guidance Notes	1
		Assisted Bathroom	1	14.0 Bathroom	V1736	28	20	Adjacent Space Transfer Air	None	No	None	Central Dirty Extract	0	10	Negative	None	43	41		200	n/a	None	A	80	Presence detection	Floor 0m	See Guidance Notes	n/a
D8	Social Work	Open Plan Area	1	45.1 Waiting Room	J0132-02	28	18	Radiant Panels	Remote Sensor Adj.	Yes	Comfort Cooled Fresh Air	Central Supply and Extract	5	5	Balanced	G4	43	n/a		300	n/a	None	A	80	Switch	Floor 0m	See Guidance Notes	n/a
		Interview Room	1	9.0 Meeting Room	M0724	25	18	Radiant Panels	Remote Sensor Adj.	Yes	Ceiling Cassette - Chilled Water	Central Supply and Extract	10 l/s per person	10 l/s per person	Balanced	G4	43	n/a		300	n/a	None	A	80	Switch	Desk 0.75 to 0.85m	See Guidance Notes	n/a
		Reception: 2 staff	1	3.0 Reception	J0132-01	28	18	Radiant Panels	Remote Sensor Adj.	Yes	Comfort Cooled Fresh Air	Central Supply Air	4	4	Balanced	G4	43	n/a		300	n/a	None	A	80	Switch	Desk 0.75 to 0.85m	See Guidance Notes	n/a
		Office and Storage 2 staff	1	12.0 Cellular / Ward Offices	M0251	25	18	Radiant Panels	Remote Sensor Adj.	Yes	Comfort Cooled Fresh Air	Central Supply and Extract	4	4	Balanced	G4	43	n/a		300	n/a	None	A	80	Switch	Desk 0.75 to 0.85m	See Guidance Notes	n/a
		Waiting Area	1	12.0 Waiting Room	J0132-02	28	18	Radiant Panels	Remote Sensor Adj.	Yes	Comfort Cooled Fresh Air	Central Supply and Extract	5	5	Balanced	G4	43	n/a		300	n/a	None	A	80	Switch	Floor 0m	See Guidance Notes	n/a
		Waiting Play Area	1	20.0 Waiting Room	J0132-02	28	18	Radiant Panels	Remote Sensor Adj.	Yes	Comfort Cooled Fresh Air	Central Supply and Extract	5	5	Balanced	G4	43	n/a		300	n/a	None	A	80	Switch	Floor 0m	See Guidance Notes	n/a
		WC - Wheelchair accessible	1	4.5 Toilet	V0922	28	18	Adjacent Space Transfer Air	None	No	None	Central Dirty Extract	0	10	Negative	None	43	41		200	n/a	None	A	80	Presence detection	Floor 0m	See Guidance Notes	n/a
		Touchdown Base	1	2.0 staff base	T0151	28	18	Radiant Panels	Remote Sensor Adj.	No	None	Central Supply and Extract	10 l/s per person	10 l/s per person	Balanced	G4	n/a	n/a		200/300	n/a	None	A	80	Switch / Dimmer	Desk 0.75 to 0.85m	See Guidance Notes	n/a
		Multi Bed Room: day care, 3 beds	1	40.5 Multi-bed Wards	B0405-01	25	18	Radiant Panels	Remote Sensor Adj.	Yes	Comfort Cooled Fresh Air	Natural and Central Supply Air	4	via ensuite	positive to ensuite	G4	43	41		100	5	300	A	80	Switch	Bed / Trolley 1.45m	See Guidance Notes	n/a
		WC - Wheelchair accessible	1	4.5 Toilet	V0922	28	18	Adjacent Space Transfer Air	None	No	None	Central Dirty Extract	0	10	Negative	None	43	41		200	n/a	None	A	80	Presence detection	Floor 0m	See Guidance Notes	n/a
		Single Bedroom	2	17.0 Bedroom	B0305	25	18	Radiant Panels	Remote Sensor Adj.	Yes	Comfort Cooled Fresh Air	Natural & Central Supply Air	4	via ensuite	Balanced	G4	43	41		100	5	300	A	80	Switch / Dimmer	Bed / Trolley 1.45m	See Guidance Notes	1
		En Suite WC / WHB	2	4.5 Toilet	V1010	28	18	Adjacent Space Transfer Air	None	No	None	Central Dirty Extract	0	10	Negative	None	43	41		200	n/a	None	A	80	Presence detection	Floor 0m	See Guidance Notes	n/a
		Patient Treatment Lounge	1	32.4 Treatment Room	X1504	28	18	Radiant Panels	Remote Sensor Adj.	Yes	Comfort Cooled Fresh Air	Central Supply Air	10	0	Positive	F7	43	41		500	n/a	1000	A	90	Switch	Bed / Trolley 1.45m	See Guidance Notes	n/a
		Consult/Examination	1	15.5 Consulting Room	C0224	28	18	Radiant Panels	Remote Sensor Adj.	Yes	Comfort Cooled Fresh Air	Central Supply and Extract	3	3	Balanced	G4	43	41		300	n/a	1000	A	80	Switch	Bed / Trolley 1.45m	See Guidance Notes	1
D9	Medical Day Care Unit - 5 Beds	Treatment Room	1	16.0 Treatment Room	X0105	28	18	Radiant Panels	Remote Sensor Adj.	Yes	Comfort Cooled Fresh Air	Central Supply Air	10	0	Positive	F7	43	41		500	n/a	1000	A	90	Switch	Bed / Trolley 1.45m	See Guidance Notes	n/a
		Parking Bay: 1 patient trolley/which	1	5.0 Circulation Equipment Storage Bays	G0180-03	28	16	Adjacent Space Transfer Air	None	No	None	Central General Extract	0	3	Negative	None	43	n/a		200	n/a	None	A	80	Presence detection	Floor 0m	See Guidance Notes	n/a
		Interview, Counselling & Quiet Room	1	9.0 Meeting Room	M0724	25	18	Radiant Panels	Remote Sensor Adj.	Yes	Ceiling Cassette - Chilled Water	Central Supply and Extract	10 l/s per person	10 l/s per person	Balanced	G4	43	n/a		300	n/a	None	A	80	Switch	Desk 0.75 to 0.85m	See Guidance Notes	n/a
		WC - Staff	1	3.0 Toilet	V1010	28	18	Adjacent Space Transfer Air	None	No	None	Central Dirty Extract	0	10	Negative	None	43	41		200	n/a	None	A	80	Presence detection	Floor 0m	See Guidance Notes	n/a
		Pantry	1	8.0 Pantry	P0627	28	18	Radiant Panels	Remote Sensor Adj.	Yes	Comfort Cooled Fresh Air	Central Supply and Extract	6	8	Negative	G4	43	41		300	n/a	None	A	80	Switch	Floor 0m	See Guidance Notes	n/a
		Ward Management Office	1	9.0 Cellular / Ward Offices	M0251	25	18	Radiant Panels	Remote Sensor Adj.	Yes	Comfort Cooled Fresh Air	Central Supply and Extract	4	4	Balanced	G4	43	n/a		300	n/a	None	A	80	Switch	Desk 0.75 to 0.85m	See Guidance Notes	n/a
		Resuscitation Trolley Bay	1	1.0 Resus Trolley bay	G0180-01	28	18	Adjacent Space Transfer Air	None	No	None	None	0	0	n/a	None	43	n/a		500	n/a	None	A	90	Switch	Bed / Trolley 1.45m	See Guidance Notes	n/a
		Clean Utility	1	12.0 Clean Utility	T0101	28	18	Radiant Panels	Remote Sensor Adj.	Yes	Comfort Cooled Fresh Air	Central Supply Air	6	0	Positive	G4	43	41		150	n/a	None	A	80	Presence detection	General working plane 1m	See Guidance Notes	n/a
		Dirty Utility	1	11.0 Dirty utility	Y0431	28	18	Adjacent Space Transfer Air	None	No	None	Central Dirty Extract	0	6	Negative	None	43	41		200	n/a	None	A	80	Presence detection	Floor 0m	See Guidance Notes	n/a
		Store - General	1	8.0 Storage Area Equipment	W1585	28	16	Radiant Panels	Remote Sensor Adj.	No	None	Central General Extract	0	3	Negative	None	43	n/a		200	n/a	None	A	80	Presence detection	Floor 0m	See Guidance Notes	n/a
		Linen Bay	1	1.5 Linen Bay	W1594-01	28	16	Adjacent Space Transfer Air	None	No	None	Central Extract	0	3	Negative	None	43	n/a		200	n/a	None	A	80	Presence detection	Floor 0m	See Guidance Notes	n/a
		Disposal Hold	1	10.0 Disposal Hold	Y0646	28	18	Adjacent Space Transfer Air	None	No	None	Central Dirty Extract	0	10	Negative	None	43	n/a		100	n/a	None	A	90	Presence detection	Floor 0m	See Guidance Notes	n/a
		Physical Measurement	1	3.5 Consulting Room	C0522-02	28	18	Radiant Panels	Remote Sensor Adj.	Yes	Comfort Cooled Fresh Air	Central Supply and Extract	3	3	Balanced	G4	43	41		300	n/a	1000	A	80	Switch	Bed / Trolley 1.45m	See Guidance Notes	1
		Staff Room	1	48.0 Common room/staff room/lounge	D0608-03	28	18	Radiant Panels	Remote Sensor Adj.	Yes	Comfort Cooled Fresh Air	Central Supply and Extract	6	8	Negative	G4	43	41		300	n/a	None	A	80	Switch	Floor 0m	See Guidance Notes	n/a
		Reception Desk/Staff Base	1	3.0 Reception	J0132-01	28	18	Radiant Panels	Remote Sensor Adj.	Yes	Comfort Cooled Fresh Air	Central Supply Air	4	4	Balanced	G4	43	n/a		300	n/a	None	A	80	Switch	Desk 0.75 to 0.85m	See Guidance Notes	n/a
		Dining / Play Room	1	15.0 Eating/Drinking	D0608-01	28	18	Radiant Panels	Remote Sensor Adj.	Yes	Comfort Cooled Fresh Air	Central Supply and Extract	10 l/s per person	10 l/s per person	Balanced	G4	43	41		300	n/a	None	A	80	Switch	Floor 0m	See Guidance Notes	n/a
		Single Bedroom	4	17.0 Bedroom	B0305-01	25	18	Radiant Panels	Remote Sensor Adj.	Yes	Comfort Cooled Fresh Air	Natural & Central Supply Air	4	via ensuite	Balanced	G4	43	41		100	5	300	A	80	Switch / Dimmer	Bed / Trolley 1.45m	See Guidance Notes	1
		En-suite Shower / WC / WHB	4	4.5 Bathroom	V1643	28	20	Adjacent Space Transfer Air	None	No	None	Central Dirty Extract	0	10	Negative	None	43	41		200	n/a	None	A	80	Presence detection	Floor 0m	See Guidance Notes	n/a
		4 Bed Room	2	63.0 Multi-bed Wards	B0405	25	18	Radiant Panels	Remote Sensor Adj.	Yes	Comfort Cooled Fresh Air	Natural and Central Supply Air	4	via ensuite	positive to ensuite	G4	43	41		100	5	300	A	80	Switch / Dimmer	Bed / Trolley 1.45m	See Guidance Notes	n/a
		En-suite Shower / WC / WHB	2	6.0 Bathroom	V1643	28	20	Adjacent Space Transfer Air	None	No	None	Central Dirty Extract	0	10	Negative	None	43	41		200	n/a	None	A	80	Presence detection	Floor 0m	See Guidance Notes	n/a
		Single Bedroom	2	17.0 Bedroom	B0305-01	25	18	Radiant Panels	Remote Sensor Adj.	Yes	Comfort Cooled Fresh Air	Natural & Central Supply Air	4	via ensuite	Balanced	G4	43	41		100	5	300	A	80	Switch / Dimmer	Bed / Trolley 1.45m	See Guidance Notes	1
		En-suite wheelchair-accessible WC, Shower & wash	2	4.5 Bathroom	V1643	28	20	Adjacent Space Transfer Air	None	No	None	Central Dirty Extract	0	10	Negative	None	43	41		200	n/a	None	A	80	Presence detection	Floor 0m	See Guidance Notes	n/a
		Bath / WC / Washing	1	14.0 Bathroom	V1736	28	20	Adjacent Space Transfer Air	None	No	None	Central Dirty Extract	0	10	Negative	None	43	41		200	n/a	None	A	80	Presence detection	Floor 0m	See Guidance Notes	n/a
		Treatment Room	1	16.0 Treatment Room	X0105	28	18	Radiant Panels	Remote Sensor Adj.	Yes	Comfort Cooled Fresh Air	Central Supply Air	10	0	Positive	F7	43	41		500	n/a	1000	A	90	Switch	Bed / Trolley 1.45m	See Guidance Notes	n/a
D10	Ambulatory Care Shared Support	Ward Management Office	1	9 Cellular / Ward Offices	M0251	25	18	Radiant Panels	Remote Sensor Adj.	Yes	Comfort Cooled Fresh Air	Central Supply and Extract	4	4	Balanced	G4	43	n/a		300	n/a	None	A	80	Switch	Desk 0.75 to 0.85m	See Guidance Notes	n/a
		Touchdown Base	2	2 staff base	T0151	28	18	Radiant Panels	Remote Sensor Adj.	No	None	Central Supply and Extract	10 l/s per person	10 l/s per person	Balanced	G4	n/a	n/a		200/300	n/a	None	A	80	Switch / Dimmer	Desk 0.75 to 0.85m	See Guidance Notes	n/a
		Staff WC	1	3.0 Toilet	V1010	28	18	Adjacent Space Transfer Air	None	No	None	Central Dirty Extract	0	10	Negative	None	43	41		200	n/a	None	A	80	Presence detection	Floor 0m	See Guidance Notes	n/a
		WC - Visitors	1	3.0 Toilet	V1010	28	18	Adjacent Space Transfer Air	None	No	None	Central Dirty Extract	0	10	Negative	None	43	41		200	n/a	None	A	80	Presence detection	Floor 0m	See Guidance Notes	n/a
		Clean Utility	1	12.0 Clean Utility	T0101	28	18	Radiant Panels	Remote Sensor Adj.	Yes	Comfort Cooled Fresh Air	Central Supply Air	6	0	Positive	G4	43	41		150	n/a	None	A	80	Presence detection	General working plane 1m	See Guidance Notes	n/a
		Dirty Utility	1	14.0 Dirty utility	Y0431	28	18	Adjacent Space Transfer Air	None	No	None	Central Dirty Extract	0	6	Negative	None	43	41		200	n/a	None	A	80	Presence detection	Floor 0m	See Guidance Notes	n/a
		Pantry	1	8.0 Pantry	P0627	28	18	Radiant Panels	Remote Sensor Adj.	Yes	Comfort Cooled Fresh Air	Central Supply and Extract	6	8	Negative	G4	43	41		300	n/a	None	A	80	Switch	Floor 0m	See Guidance Notes	n/a
		Resus Trolley Bay	1	1.0 Resus Trolley bay	G0180-01	28	18	Adjacent Space Transfer Air	None	No	None	None	0	0	n/a	None	43	n/a		500	n/a	None						

RHSC / DCN Environmental Matrix

Dept	Room Name	Qty	Room Function	ADB Code	Temp (max)	Temp (min)	Heating Type	Heating Control	Cooling (present)	Cooling (type)	Ventilation (type)	Supply (achr)	Extract (achr)	Relative pressure	Min filtration	Surface temp	Water temp	Safety Notes	Normal lux	Night lux	Local lux	Standby grade	Colour render	Control	Plane	Medical Location	
	WC - Ambulant	1	Toilet	V1010	28	18	Adjacent Space Transfer Air	None	No	None	Central Dirty Extract	0	10	Negative	None	43	41		200	n/a	None	A	80	Presence detection	Floor 0m	See Guidance Notes	n/a
	DSR	1	DSR	Y1510	28	18	Adjacent Space Transfer Air	None	No	None	Central Dirty Extract	0	6	Negative	None	43	60		100	n/a	None	A	90	Presence detection	Floor 0m	See Guidance Notes	n/a
	Reception	1	Reception	J0132-01	28	18	Radiant Panels	Remote Sensor Adj.	Yes	Comfort Cooled Fresh Air	Central Supply Air	4	4	Balanced	G4	43	n/a		300	n/a	None	A	80	Switch	Desk 0.75 to 0.85m	See Guidance Notes	n/a
	Waiting Area	1	Waiting Room	J0132-02	28	18	Radiant Panels	Remote Sensor Adj.	Yes	Comfort Cooled Fresh Air	Central Supply and Extract	5	5	Balanced	G4	43	n/a		300	n/a	None	A	80	Switch	Floor 0m	See Guidance Notes	n/a
	Group Room	1	Meeting Room	H1107	25	18	Radiant Panels	Remote Sensor Adj.	Yes	Ceiling Cassette - Chilled Water	Central Supply and Extract	10 l/s per person	10 l/s per person	Balanced	G4	43	n/a		300	n/a	None	A	80	Switch	Desk 0.75 to 0.85m	See Guidance Notes	n/a
	Control / Viewing	1	Diagnostic room	E0604-06	25	18	Warm Air - Reheat Battery	BMS Adjustable Sensor	Yes	Comfort Cooled Fresh Air	Central Supply and Extract	to suit location	to suit location	Balanced	F7	43	41		300	n/a	1000	A	80	Switch / Dimmer	General working plane 1m	See Guidance Notes	1
	Time Out Room	1	Common room/staff room/lounge	H1107-01	28	18	Radiant Panels	Remote Sensor Adj.	Yes	Comfort Cooled Fresh Air	Central Supply and Extract	6	8	Negative	G4	43	41		300	n/a	None	A	80	Switch	Floor 0m	See Guidance Notes	n/a
	Play Room	1	Common room/staff room/lounge	H1322-01	28	18	Radiant Panels	Remote Sensor Adj.	Yes	Comfort Cooled Fresh Air	Central Supply and Extract	6	8	Negative	G4	43	41		300	n/a	None	A	80	Switch	Floor 0m	See Guidance Notes	n/a
	Multi-Disciplinary Office	1	Multi Disciplinary Work Areas	M0254	25	18	Radiant Panels	Remote Sensor Adj.	Yes	Comfort Cooled Fresh Air	Central Supply and Extract	4	4	Balanced	G4	43	n/a		300	n/a	1000	A	80	Switch	Desk 0.75 to 0.85m	See Guidance Notes	n/a
	Sitting Room	1	Common room/staff room/lounge	D1120	28	18	Radiant Panels	Remote Sensor Adj.	Yes	Comfort Cooled Fresh Air	Central Supply and Extract	6	8	Negative	G4	43	41		300	n/a	None	A	80	Switch	Floor 0m	See Guidance Notes	n/a
	Multi-Disciplinary Office	1	Multi Disciplinary Work Areas	M0254	25	18	Radiant Panels	Remote Sensor Adj.	Yes	Comfort Cooled Fresh Air	Central Supply and Extract	4	4	Balanced	G4	43	n/a		300	n/a	None	A	80	Switch	Desk 0.75 to 0.85m	See Guidance Notes	n/a
	Group Room	1	Common room/staff room/lounge	H1107	28	18	Radiant Panels	Remote Sensor Adj.	Yes	Comfort Cooled Fresh Air	Central Supply and Extract	6	8	Negative	G4	43	41		300	n/a	None	A	80	Switch	Desk 0.75 to 0.85m	See Guidance Notes	n/a
	Sitting Room	1	Common room/staff room/lounge	D1120	28	18	Radiant Panels	Remote Sensor Adj.	Yes	Comfort Cooled Fresh Air	Central Supply and Extract	6	8	Negative	G4	43	41		300	n/a	None	A	80	Switch	Floor 0m	See Guidance Notes	n/a
	Multi-Disciplinary Office	1	Multi Disciplinary Work Areas	M0254	25	18	Radiant Panels	Remote Sensor Adj.	Yes	Comfort Cooled Fresh Air	Central Supply and Extract	4	4	Balanced	G4	43	n/a		300	n/a	1000	A	80	Switch	Desk 0.75 to 0.85m	See Guidance Notes	n/a
	Single Bed Room	10	Bedroom	B0510	25	18	Radiant Panels	Remote Sensor Adj.	Yes	Comfort Cooled Fresh Air	Natural & Central Supply Air	4	via ensuite	Balanced	G4	43	41		100	5	300	A	80	Switch / Dimmer	Bed / Trolley 1.45m	See Guidance Notes	1
	Single Bed Room (large)	2	Bedroom	B0510	25	18	Radiant Panels	Remote Sensor Adj.	Yes	Comfort Cooled Fresh Air	Natural & Central Supply Air	4	via ensuite	Balanced	G4	43	41		100	5	300	A	80	Switch / Dimmer	Bed / Trolley 1.45m	See Guidance Notes	1
	En-suite wheelchair-accessible WC, Shower & wash	12	Bathroom	V1610	28	20	Adjacent Space Transfer Air	None	No	None	Central Dirty Extract	0	10	Negative	None	43	41		200	n/a	None	A	80	Presence detection	Floor 0m	See Guidance Notes	n/a
	Clinical Base - Open Plan Area	1	Reception	T0151	28	18	Radiant Panels	Remote Sensor Adj.	Yes	Comfort Cooled Fresh Air	Central Supply Air	4	4	Balanced	G4	43	n/a		300	n/a	None	A	80	Switch	Desk 0.75 to 0.85m	See Guidance Notes	n/a
	TV / Living Room - Open Plan Area	1	Common room/staff room/lounge	D1120-02	28	18	Radiant Panels	Remote Sensor Adj.	Yes	Comfort Cooled Fresh Air	Central Supply and Extract	6	8	Negative	G4	43	41		300	n/a	None	A	80	Switch	Floor 0m	See Guidance Notes	n/a
	Open Space	1	Waiting Room	J0132-02	28	18	Radiant Panels	Remote Sensor Adj.	Yes	Comfort Cooled Fresh Air	Central Supply and Extract	5	5	Balanced	G4	43	n/a		300	n/a	None	A	80	Switch	Floor 0m	See Guidance Notes	n/a
	Pantry	1	Pantry	P0627	28	18	Radiant Panels	Remote Sensor Adj.	Yes	Comfort Cooled Fresh Air	Central Supply and Extract	6	8	Negative	G4	43	41		300	n/a	None	A	80	Switch	Floor 0m	See Guidance Notes	n/a
	Quiet Room	1	Cellular / Ward Offices	M0251	25	18	Radiant Panels	Remote Sensor Adj.	Yes	Comfort Cooled Fresh Air	Central Supply and Extract	4	4	Balanced	G4	43	n/a		300	n/a	None	A	80	Switch	Desk 0.75 to 0.85m	See Guidance Notes	n/a
	WC - Staff	2	Toilet	V1010	28	18	Adjacent Space Transfer Air	None	No	None	Central Dirty Extract	0	10	Negative	None	43	41		200	n/a	None	A	80	Presence detection	Floor 0m	See Guidance Notes	n/a
	Therapy Room	1	Consulting Room	X0613	28	18	Radiant Panels	Remote Sensor Adj.	Yes	Comfort Cooled Fresh Air	Central Supply and Extract	3	3	Balanced	G4	43	41		300	n/a	1000	A	80	Switch	Bed / Trolley 1.45m	See Guidance Notes	1
	Group Room	1	Meeting Room	H1107	25	18	Radiant Panels	Remote Sensor Adj.	Yes	Ceiling Cassette - Chilled Water	Central Supply and Extract	10 l/s per person	10 l/s per person	Balanced	G4	43	n/a		300	n/a	None	A	80	Switch	Desk 0.75 to 0.85m	See Guidance Notes	n/a
	Laundry Room	1	Laundry	Y0521	28	18	Adjacent Space Transfer Air	None	Yes	Comfort Cooled Fresh Air	Central Supply and Extract	6	10	Negative	G4	43	60		300	n/a	None	A	80	Switch	Floor 0m	See Guidance Notes	n/a
	Drug Room	1	Clean Utility	T0101	28	18	Radiant Panels	Remote Sensor Adj.	Yes	Comfort Cooled Fresh Air	Central Supply Air	6	0	Positive	G4	43	41		150	n/a	None	A	80	Presence detection	General working plane 1m	See Guidance Notes	n/a
	Dirty Utility	1	Dirty utility	Y0431	28	18	Adjacent Space Transfer Air	None	No	None	Central Dirty Extract	0	6	Negative	None	43	41		200	n/a	None	A	80	Presence detection	Floor 0m	See Guidance Notes	n/a
F1 CAMHS - 12 Bed	Disposal Hold	1	Disposal Hold	Y0646	28	18	Adjacent Space Transfer Air	None	No	None	Central Dirty Extract	0	10	Negative	None	43	n/a		100	n/a	None	A	80	Presence detection	Floor 0m	See Guidance Notes	n/a
	Linen Bay	1	Linen Bay	W1594-01	28	16	Adjacent Space Transfer Air	None	No	None	Central Extract	0	3	Negative	None	43	n/a		200	n/a	None	A	80	Presence detection	Floor 0m	See Guidance Notes	n/a
	Treatment Room	1	Treatment Room	X0105	28	18	Radiant Panels	Remote Sensor Adj.	Yes	Comfort Cooled Fresh Air	Central Supply Air	10	0	Positive	F7	43	41		500	n/a	1000	A	90	Switch	Bed / Trolley 1.45m	See Guidance Notes	n/a
	Multidisciplinary Office - Inpatients	1	Multi Disciplinary Work Areas	M0254	25	18	Radiant Panels	Remote Sensor Adj.	Yes	Comfort Cooled Fresh Air	Central Supply and Extract	4	4	Balanced	G4	43	n/a		300	n/a	1000	A	80	Switch	Desk 0.75 to 0.85m	See Guidance Notes	n/a
	Multidisciplinary Office - ITS	1	Multi Disciplinary Work Areas	M0254	25	18	Radiant Panels	Remote Sensor Adj.	Yes	Comfort Cooled Fresh Air	Central Supply and Extract	4	4	Balanced	G4	43	n/a		300	n/a	1000	A	80	Switch	Desk 0.75 to 0.85m	See Guidance Notes	n/a
	Resuscitation Trolley Bay	1	Resus Trolley bay	G0180-01	28	18	Adjacent Space Transfer Air	None	No	None	None	0	0	n/a	None	43	n/a		500	n/a	None	A	90	Switch	Bed / Trolley 1.45m	See Guidance Notes	n/a
	Consultant Psychiatrist / Psychologist	1	Cellular / Ward Offices	M0251	25	18	Radiant Panels	Remote Sensor Adj.	Yes	Comfort Cooled Fresh Air	Central Supply and Extract	4	4	Balanced	G4	43	n/a		300	n/a	None	A	80	Switch	Desk 0.75 to 0.85m	See Guidance Notes	n/a
	Secretary/Filing Office	1	Cellular / Ward Offices	M0251	25	18	Radiant Panels	Remote Sensor Adj.	Yes	Comfort Cooled Fresh Air	Central Supply and Extract	4	4	Balanced	G4	43	n/a		300	n/a	None	A	80	Switch	Desk 0.75 to 0.85m	See Guidance Notes	n/a
	Storage (testing)	1	Storage Area Equipment	W1585-??	28	16	Radiant Panels	Remote Sensor Adj.	No	None	Central General Extract	0	3	Negative	None	43	n/a		200	n/a	None	A	80	Presence detection	Floor 0m	See Guidance Notes	n/a
	Storage / Photocopy	1	Storage Area Equipment	W1585-??	28	16	Radiant Panels	Remote Sensor Adj.	No	None	Central General Extract	0	3	Negative	None	43	n/a		200	n/a	None	A	80	Presence detection	Floor 0m	See Guidance Notes	n/a
	Physical Measurement	1	Consulting Room	C0522-02	28	18	Radiant Panels	Remote Sensor Adj.	Yes	Comfort Cooled Fresh Air	Central Supply and Extract	3	3	Balanced	G4	43	41		300	n/a	1000	A	80	Switch	Bed / Trolley 1.45m	See Guidance Notes	1
	Large Family Interview Room	1	Meeting Room	M0724	25	18	Radiant Panels	Remote Sensor Adj.	Yes	Ceiling Cassette - Chilled Water	Central Supply and Extract	10 l/s per person	10 l/s per person	Balanced	G4	43	n/a		300	n/a	None	A	80	Switch	Desk 0.75 to 0.85m	See Guidance Notes	n/a
	Family Interview Room	1	Meeting Room	M0724	25	18	Radiant Panels	Remote Sensor Adj.	Yes	Ceiling Cassette - Chilled Water	Central Supply and Extract	10 l/s per person	10 l/s per person	Balanced	G4	43	n/a		300	n/a	None	A	80	Switch	Desk 0.75 to 0.85m	See Guidance Notes	n/a
	Interview Room	4	Meeting Room	M0724	25	18	Radiant Panels	Remote Sensor Adj.	Yes	Ceiling Cassette - Chilled Water	Central Supply and Extract	10 l/s per person	10 l/s per person	Balanced	G4	43	n/a		300	n/a	None	A	80	Switch	Desk 0.75 to 0.85m	See Guidance Notes	n/a
	WC - Wheelchair accessible	3	Toilet	V0922	28	18	Adjacent Space Transfer Air	None	No	None	Central Dirty Extract	0	10	Negative	None	43	41		200	n/a	None	A	80	Presence detection	Floor 0m	See Guidance Notes	n/a
	Shower / WC / WHB assisted	1	Bathroom	V1643	28	20	Adjacent Space Transfer Air	None	No	None	Central Dirty Extract	0	10	Negative	None	43	41		200	n/a	None	A	80	Presence detection	Floor 0m	See Guidance Notes	n/a
	Dining Room (Inpatients & Day Prog)	1	Eating/Drinking	D0608-02	28	18	Radiant Panels	Remote Sensor Adj.	Yes	Comfort Cooled Fresh Air	Central Supply and Extract	10 l/s per person	10 l/s per person	Balanced	G4	43	41		300	n/a	None	A	80	Switch	Floor 0m	See Guidance Notes	n/a
	Pantry	1	Pantry	P0627	28	18	Radiant Panels	Remote Sensor Adj.	Yes	Comfort Cooled Fresh Air	Central Supply and Extract	6	8	Negative	G4	43	41		300	n/a	None	A	80	Switch	Floor 0m	See Guidance Notes	n/a
	Therapeutic Kitchen	1	Ward Kitchen	Q0121	28	18	Adjacent Space Transfer Air	None	Yes	Ceiling Cassette - Chilled Water	Central General Extract	0	6	Negative	G4	n/a	60		500	n/a	None	A	80	Switch	General working plane 1m	See Guidance Notes	n/a
	Large Group Room	1	Meeting Room	H1107	25	18	Radiant Panels	Remote Sensor Adj.	Yes	Ceiling Cassette - Chilled Water	Central Supply and Extract	10 l/s per person	10 l/s per person	Balanced	G4	43	n/a		300	n/a	None	A	80	Switch	Desk 0.75 to 0.85m	See Guidance Notes	n/a
	Therapy / Play Therapy Room	1	Common room/staff room/lounge	H0322-01	28	18	Radiant Panels	Remote Sensor Adj.	Yes	Comfort Cooled Fresh Air	Central Supply and Extract	6	8	Negative	G4	43	41		300	n/a	None	A	80	Switch	Floor 0m	See Guidance Notes	n/a
	Art Room	1	Classroom	H1313-03	25	18	Radiant Panels	Remote Sensor Adj.	Yes	Ceiling Cassette - Chilled Water	Central Supply and Extract	10 l/s per person	10 l/s per person	Balanced	G4	43	41		300	n/a	None	A	80	Switch	Desk 0.75 to 0.85m	See Guidance Notes	n/a
	Recreation Room	1	Common room/staff room/lounge	H0322-01	28	18	Radiant Panels	Remote Sensor Adj.	Yes	Comfort Cooled Fresh Air	Central Supply and Extract	6	8	Negative	G4	43	41		300	n/a	None	A	80	Switch	Floor 0m	See Guidance Notes	n

RHSC / DCN Environmental Matrix

Dept	Dept	Room Name	Qty	Room Function	ADB Code	Temp (max)	Temp (min)	Heating Type	Heating Control	Cooling (present)	Cooling (type)	Ventilation (type)	Supply (ach/hr)	Extract (ach/hr)	Relative pressure	Min filtration	Surface temp	Water temp	Safety Notes	Normal lux	Night lux	Local lux	Standby grade	Colour render	Control	Plane	Medical Location		
G3	On-Call Suite	On-Call Bedroom	3	Bedroom	D1311	25	18	Radiant Panels	Remote Sensor Adj.	Yes	Comfort Cooled Fresh Air	Natural & Central Supply Air	4	via ensuite	Balanced	G4	43	41		100	5	300	A	80	Switch / Dimmer	Bed / Trolley 1.45m	See Guidance Notes	1	
		DSR	1	DSR	Y1510	28	18	Adjacent Space Transfer Air	None	No	None	Central Dirty Extract	0	6	Negative	None	43	60		100	n/a	None	A	90	Presence detection	Floor 0m	See Guidance Notes	n/a	
		Mini Kitchen	1	Eating/Drinking	D0608-01	28	18	Radiant Panels	Remote Sensor Adj.	Yes	Comfort Cooled Fresh Air	Central Supply and Extract	10 l/s per person	10 l/s per person	Balanced	G4	43	41		300	n/a	None	A	80	Switch	Floor 0m	See Guidance Notes	n/a	
		En-suite Shower / WC / WHB	3	Bathroom	V1643	28	20	Adjacent Space Transfer Air	None	No	None	Central Dirty Extract	0	10	Negative	None	43	41		200	n/a	None	A	80	Presence detection	Floor 0m	See Guidance Notes	n/a	
H1	Child Life & Health	Seminar / Tutorial Room	2	Classroom	H1313-03	25	18	Radiant Panels	Remote Sensor Adj.	Yes	Ceiling Cassette - Chilled Water	Central Supply and Extract	10 l/s per person	10 l/s per person	Balanced	G4	43	41		300	n/a	None	A	80	Switch	Desk 0.75 to 0.85m	See Guidance Notes	n/a	
		Conference / Meeting Room	1	Meeting Room	H1313-03	25	18	Radiant Panels	Remote Sensor Adj.	Yes	Ceiling Cassette - Chilled Water	Central Supply and Extract	10 l/s per person	10 l/s per person	Balanced	G4	43	n/a		300	n/a	None	A	80	Switch	Desk 0.75 to 0.85m	See Guidance Notes	n/a	
		Lockers	1	Changing Facilities	V0726	28	18	Radiant Panels	Remote Sensor Adj.	Yes	Comfort Cooled Fresh Air	Central Supply and Extract	6	10	positive to wc	G4	43	41		100	n/a	None	A	80	Presence detection	Floor 0m	See Guidance Notes	n/a	
		WC - Ambulant	4	Toilet	V1010	28	18	Adjacent Space Transfer Air	None	No	None	Central Dirty Extract	0	10	Negative	None	43	41		200	n/a	None	A	80	Presence detection	Floor 0m	See Guidance Notes	n/a	
		WC - Accessible	2	Toilet	V0922	28	18	Adjacent Space Transfer Air	None	No	None	Central Dirty Extract	0	10	Negative	None	43	41		200	n/a	None	A	80	Presence detection	Floor 0m	See Guidance Notes	n/a	
		Waiting Area	1	Waiting Room	J0132-02	28	18	Radiant Panels	Remote Sensor Adj.	Yes	Comfort Cooled Fresh Air	Central Supply and Extract	5	5	Balanced	G4	43	n/a		300	n/a	None	A	80	Switch	Floor 0m	See Guidance Notes	n/a	
		Admin Office	1	20.5	Cellular / Ward Offices	M0251	25	18	Radiant Panels	Remote Sensor Adj.	Yes	Comfort Cooled Fresh Air	Central Supply and Extract	4	4	Balanced	G4	43	n/a		300	n/a	None	A	80	Switch	Desk 0.75 to 0.85m	See Guidance Notes	n/a
		Beverage Bay	1	3.0	Tea Making	P0625	28	18	Adjacent Space Transfer Air	None	No	None	Central General Extract	0	5	Negative	None	43	41		200	n/a	None	A	80	switch	Floor 0m	See Guidance Notes	n/a
		Head of Department	1	16	Cellular / Ward Offices	M0251	25	18	Radiant Panels	Remote Sensor Adj.	Yes	Comfort Cooled Fresh Air	Central Supply and Extract	4	4	Balanced	G4	43	n/a		300	n/a	None	A	80	Switch	Desk 0.75 to 0.85m	See Guidance Notes	n/a
		Laboratory / Finance Manager's Office	1	11	Cellular / Ward Offices	M0251	25	18	Radiant Panels	Remote Sensor Adj.	Yes	Comfort Cooled Fresh Air	Central Supply and Extract	4	4	Balanced	G4	43	n/a		300	n/a	None	A	80	Switch	Desk 0.75 to 0.85m	See Guidance Notes	n/a
		Student Records Store	1	12.0	Storage Area Equipment	W1585-??	28	16	Radiant Panels	Remote Sensor Adj.	No	None	Central General Extract	0	3	Negative	None	43	n/a		200	n/a	None	A	80	Presence detection	Floor 0m	See Guidance Notes	n/a
		Senior Academic Staff	6	11	Cellular / Ward Offices	M0251	25	18	Radiant Panels	Remote Sensor Adj.	Yes	Comfort Cooled Fresh Air	Central Supply and Extract	4	4	Balanced	G4	43	n/a		300	n/a	None	A	80	Switch	Desk 0.75 to 0.85m	See Guidance Notes	n/a
		16 Person Office	1	80	Open Plan Office	M0132-01	25	18	Radiant Panels	Remote Sensor Adj.	Yes	Comfort Cooled Fresh Air	Central Supply and Extract	4	4	Balanced	G4	43	n/a		300	n/a	None	A	80	Switch	Desk 0.75 to 0.85m	See Guidance Notes	n/a
		Meeting Room - 4 person	1	6.0	Meeting Room	H1313-01	25	18	Radiant Panels	Remote Sensor Adj.	Yes	Ceiling Cassette - Chilled Water	Central Supply and Extract	10 l/s per person	10 l/s per person	Balanced	G4	43	n/a		300	n/a	None	A	80	Switch	Desk 0.75 to 0.85m	See Guidance Notes	n/a
		Stationery / Photocopying	1	6.0	Cellular / Ward Offices	M0251	25	18	Radiant Panels	Remote Sensor Adj.	Yes	Comfort Cooled Fresh Air	Central Supply and Extract	4	4	Balanced	G4	43	n/a		300	n/a	None	A	80	Switch	Desk 0.75 to 0.85m	See Guidance Notes	n/a
		Tissue Culture Room	1	9.0	Laboratory	L0102-03	25	18	Radiant Panels	Remote Sensor Adj.	Yes	Ceiling Cassette - Chilled Water	Central Supply and Extract	6	6	Balanced	F7	43	60		500	n/a	None	A	80	Switch	Desk 0.75 to 0.85m	See Guidance Notes	n/a
		Freezer Store	1	6.0	Storage Area Equipment	W1585-??	28	16	Radiant Panels	Remote Sensor Adj.	No	None	Central General Extract	0	3	Negative	None	43	n/a		200	n/a	None	A	80	Presence detection	Floor 0m	See Guidance Notes	n/a
		Physiological Laboratory	1	45.0	Laboratory	L0102-02	25	18	Radiant Panels	Remote Sensor Adj.	Yes	Ceiling Cassette - Chilled Water	Central Supply and Extract	6	6	Balanced	F7	43	60		500	n/a	None	A	80	Switch	Desk 0.75 to 0.85m	See Guidance Notes	n/a
		DSR	1	7.0	DSR	Y1510	28	18	Adjacent Space Transfer Air	None	No	None	Central Dirty Extract	0	6	Negative	None	43	60		100	n/a	None	A	90	Presence detection	Floor 0m	See Guidance Notes	n/a
		Disposal Hold	1	10.0	Disposal Hold	Y0646	28	18	Adjacent Space Transfer Air	None	No	None	Central Dirty Extract	0	10	Negative	None	43	n/a		100	n/a	None	A	90	Presence detection	Floor 0m	See Guidance Notes	n/a
Molecular Biology Laboratory	1	45.0	Laboratory	L0102-01	25	18	Radiant Panels	Remote Sensor Adj.	Yes	Ceiling Cassette - Chilled Water	Central Supply and Extract	6	6	Balanced	F7	43	60		500	n/a	None	A	80	Switch	Desk 0.75 to 0.85m	See Guidance Notes	n/a		
H2	Clinical Research Facility	Waiting Play Area	1	9.5	Waiting Room	J0132-02	28	18	Radiant Panels	Remote Sensor Adj.	Yes	Comfort Cooled Fresh Air	Central Supply and Extract	5	5	Balanced	G4	43	n/a		300	n/a	None	A	80	Switch	Floor 0m	See Guidance Notes	n/a
		Reception	1	3.0	Reception	J0132-01	28	18	Radiant Panels	Remote Sensor Adj.	Yes	Comfort Cooled Fresh Air	Central Supply Air	4	4	Balanced	G4	43	n/a		300	n/a	None	A	80	Switch	Desk 0.75 to 0.85m	See Guidance Notes	n/a
		DSR	1	7.0	DSR	Y1510	28	18	Adjacent Space Transfer Air	None	No	None	Central Dirty Extract	0	6	Negative	None	43	60		100	n/a	None	A	90	Presence detection	Floor 0m	See Guidance Notes	n/a
		Clinical Study Room	1	63.0	Consulting Room	B0405-01	28	18	Radiant Panels	Remote Sensor Adj.	Yes	Comfort Cooled Fresh Air	Central Supply and Extract	3	3	Balanced	G4	43	41		300	n/a	1000	A	80	Switch	Bed / Trolley 1.45m	See Guidance Notes	1
		En Suite Shower / WC / WHB	1	6.0	Bathroom	V1643	28	20	Adjacent Space Transfer Air	None	No	None	Central Dirty Extract	0	10	Negative	None	43	41		200	n/a	None	A	80	Presence detection	Floor 0m	See Guidance Notes	n/a
		Single Bed Room	2	15.0	Bedroom	B0305-01	25	18	Radiant Panels	Remote Sensor Adj.	Yes	Comfort Cooled Fresh Air	Natural & Central Supply Air	4	via ensuite	Balanced	G4	43	41		100	5	300	A	80	Switch / Dimmer	Bed / Trolley 1.45m	See Guidance Notes	1
		Isolation Bedroom Entrance Lobby	1	4.0	Isolation Lobby	G0510	25	18	Warm Air - Reheat Battery	Local / BMS Adjustable Sensor	Yes	Comfort Cooled Fresh Air	Central Supply	69	0	Positive	F7	43	n/a		200	n/a	None	A	80	Presence detection	Floor 0m	See Guidance Notes	n/a
		En Suite Shower / WC / WHB	2	4.5	Bathroom	V1643	28	20	Adjacent Space Transfer Air	None	No	None	Central Dirty Extract	0	10	Negative	None	43	41		200	n/a	None	A	80	Presence detection	Floor 0m	See Guidance Notes	n/a
		WC Accessible Patients	1	3.0	Toilet	V0922	28	18	Adjacent Space Transfer Air	None	No	None	Central Dirty Extract	0	10	Negative	None	43	41		200	n/a	None	A	80	Presence detection	Floor 0m	See Guidance Notes	n/a
		Clean Utility	1	8.0	Clean Utility	T0101	28	18	Radiant Panels	TRV Remote Head Adj.	Yes	Comfort Cooled Fresh Air	Central Supply Air	6	10	Positive	G4	43	41		150	n/a	None	A	80	Presence detection	General working plane 1m	See Guidance Notes	n/a
		Dirty Utility	1	6.0	Dirty utility	Y0431	28	18	Adjacent Space Transfer Air	None	No	None	Central Dirty Extract	0	6	Negative	None	43	41		200	n/a	None	A	80	Presence detection	Floor 0m	See Guidance Notes	n/a
		Pantry	1	6.0	Pantry	P0627	28	18	Radiant Panels	Remote Sensor Adj.	Yes	Comfort Cooled Fresh Air	Central Supply and Extract	6	8	Negative	G4	43	41		300	n/a	None	A	80	Switch	Floor 0m	See Guidance Notes	n/a
		Linen Bay	1	1.5	Linen Bay	W1594-01	28	16	Adjacent Space Transfer Air	None	No	None	Central Extract	0	3	Negative	None	43	n/a		200	n/a	None	A	80	Presence detection	Floor 0m	See Guidance Notes	n/a
		Consult/Examination	1	15.5	Consulting Room	C0224	28	18	Radiant Panels	Remote Sensor Adj.	Yes	Comfort Cooled Fresh Air	Central Supply and Extract	3	3	Balanced	G4	43	41		300	n/a	1000	A	80	Switch	Bed / Trolley 1.45m	See Guidance Notes	1
		Consult / Assessment	1	12.0	Consulting Room	C0224	28	18	Radiant Panels	Remote Sensor Adj.	Yes	Comfort Cooled Fresh Air	Central Supply and Extract	3	3	Balanced	G4	43	41		300	n/a	1000	A	80	Switch	Bed / Trolley 1.45m	See Guidance Notes	1
		WC Staff	1	3.0	Toilet	V1010	28	18	Adjacent Space Transfer Air	None	No	None	Central Dirty Extract	0	10	Negative	None	43	41		200	n/a	None	A	80	Presence detection	Floor 0m	See Guidance Notes	n/a
		Disposal Hold	1	10.0	Disposal Hold	Y0646	28	18	Adjacent Space Transfer Air	None	No	None	Central Dirty Extract	0	10	Negative	None	43	n/a		100	n/a	None	A	90	Presence detection	Floor 0m	See Guidance Notes	n/a
		Store - Equipment	1	24.0	Storage Area Equipment	W1585	28	16	Radiant Panels	Remote Sensor Adj.	No	None	Central General Extract	0	3	Negative	None	43	n/a		200	n/a	None	A	80	Presence detection	Floor 0m	See Guidance Notes	n/a
		Sample Processing	1	15.0	Diagnostic room	L1804	25	18	Warm Air - Reheat Battery	BMS Adjustable Sensor	Yes	Comfort Cooled Fresh Air	Central Supply and Extract	to suit location	to suit location	Balanced	F7	43	41		300	n/a	1000	A	80	Switch / Dimmer	General working plane 1m	See Guidance Notes	1
		Office - 4 person	1	20	Cellular / Ward Offices	M0251	25	18	Radiant Panels	Remote Sensor Adj.	Yes	Comfort Cooled Fresh Air	Central Supply and Extract	4	4	Balanced	G4	43	n/a		300	n/a	None	A	80	Switch	Desk 0.75 to 0.85m	See Guidance Notes	n/a
Seminar Room	1	40.0	Meeting Room	H1313-03	25	18	Radiant Panels	Remote Sensor Adj.	Yes	Ceiling Cassette - Chilled Water	Central Supply and Extract	10 l/s per person	10 l/s per person	Balanced	G4	43	n/a		300	n/a	None	A	80	Switch	Desk 0.75 to 0.85m	See Guidance Notes	n/a		
Meeting Room	1	25.0	Meeting Room	H1313-03	25	18	Radiant Panels	Remote Sensor Adj.	Yes	Ceiling Cassette - Chilled Water	Central Supply and Extract	10 l/s per person	10 l/s per person	Balanced	G4	43	n/a		300	n/a	None	A	80	Switch	Desk 0.75 to 0.85m	See Guidance Notes	n/a		
Scenario Room	1	20.0	Meeting Room	H1313-03	25	18	Radiant Panels	Remote Sensor Adj.	Yes	Ceiling Cassette - Chilled Water	Central Supply and Extract	10 l/s per person	10 l/s per person	Balanced	G4	43	n/a		300	n/a	None	A	80	Switch	Desk 0.75 to 0.85m	See Guidance Notes	n/a		
Control Room	1	8.0	Diagnostic room	C0516	25	18	Warm Air - Reheat Battery	BMS Adjustable Sensor	Yes	Comfort Cooled Fresh Air	Central Supply and Extract	to suit location	to suit location	Balanced	F7	43	41		300	n/a	1000	A	80	Switch / Dimmer	General working plane 1m	See Guidance Notes	1		
Workshop / Tutorial Room	3	20.0	Classroom	H0202-01	25	18	Radiant Panels	Remote Sensor Adj.	Yes	Ceiling Cassette - Chilled Water	Central Supply and Extract	10 l/s per person	10 l/s per person	Balanced	G4	43	41		300	n/a	None	A	80	Switch	Desk 0.75 to 0.85m	See Guidance Notes	n/a		
Practice Based Educators Office	1	20	Cellular / Ward Offices	M0251	25	18	Radiant Panels	Remote Sensor Adj.																					

RHSC / DCN Environmental Matrix

Dept	Dept	Room Name	Qty	Room Function	ADB Code	Temp (max)	Temp (min)	Heating Type	Heating Control	Cooling (present)	Cooling (type)	Ventilation (type)	Supply (ach/hr)	Extract (ach/hr)	Relative pressure	Min filtration	Surface temp	Water temp	Safety Notes	Normal lux	Night lux	Local lux	Standby grade	Colour render	Control	Plane	Medical Location		
I1	Main Entrance - Public Spaces	Computer Carrels	6	Cellular / Ward Offices	M0251-01	25	18	Radiant Panels	Remote Sensor Adj.	Yes	Comfort Cooled Fresh Air	Central Supply and Extract	4	4	Balanced	G4	43	n/a		300	n/a	None	A	80	Switch	Desk 0.75 to 0.85m	See Guidance Notes	n/a	
		Draught Lobby	1	Circulation Areas - Entrance Lobby	G0800-01	28	Not Controlled	Warm Air Door Curtain	BMS Adjustable Sensor	No	None	None	None	0	0	Balanced	None	n/a	n/a		200	n/a	None	A	80	Presence detection	Floor 0m	See Guidance Notes	n/a
		Reception / Information Desk	1	Reception	J0132-01	28	18	Radiant Panels	Remote Sensor Adj.	Yes	Comfort Cooled Fresh Air	Central Supply Air	4	4	Balanced	G4	43	n/a		300	n/a	None	A	80	Switch	Desk 0.75 to 0.85m	See Guidance Notes	n/a	
		Waiting Area	1	Waiting Room	J1155	28	18	Radiant Panels	Remote Sensor Adj.	Yes	Comfort Cooled Fresh Air	Central Supply and Extract	5	5	Balanced	G4	43	n/a		300	n/a	None	A	80	Switch	Floor 0m	See Guidance Notes	n/a	
		Public Telephone Booth	1	Circulation Phone Booth	G0710	28	18	Radiant Panels	Remote Sensor Adj.	No	None	None	n/a	0	0	n/a	n/a	n/a	n/a		200	n/a	None	A	80	Presence detection	Floor 0m	See Guidance Notes	n/a
		Fire Control room	1	Cellular / Ward Offices	M0251	25	18	Radiant Panels	Remote Sensor Adj.	Yes	Comfort Cooled Fresh Air	Central Supply and Extract	4	4	Balanced	G4	43	n/a		300	n/a	None	A	80	Switch	Desk 0.75 to 0.85m	See Guidance Notes	n/a	
		Vending Machine	1	Waiting Room	J0132-02	28	18	Radiant Panels	Remote Sensor Adj.	Yes	Comfort Cooled Fresh Air	Central Supply and Extract	5	5	Balanced	G4	43	n/a		300	n/a	None	A	80	Switch	Floor 0m	See Guidance Notes	n/a	
		WC - Visitors	1	Toilet	V1010	28	18	Adjacent Space Transfer Air	None	No	None	None	Central Dirty Extract	0	10	Negative	None	43	41		200	n/a	None	A	80	Presence detection	Floor 0m	See Guidance Notes	n/a
		WC - Wheelchair accessible	1	Toilet	V0922	28	18	Adjacent Space Transfer Air	None	No	None	None	Central Dirty Extract	0	10	Negative	None	43	41		200	n/a	None	A	80	Presence detection	Floor 0m	See Guidance Notes	n/a
		Assisted Change/Nappy Change	1	Nappy Change	V1131	25	18	Radiant Panels	Remote Sensor Adj.	No	None	None	Central Dirty Extract	0	10	Negative	None	43	41		100	n/a	None	A	80	Presence detection	Floor 0m	See Guidance Notes	n/a
		DSR	1	DSR	Y1510	28	18	Adjacent Space Transfer Air	None	No	None	None	Central Dirty Extract	0	6	Negative	None	43	60		100	n/a	None	A	90	Presence detection	Floor 0m	See Guidance Notes	n/a
I2	Bed & Toy Stores	Security Office	1	Cellular / Ward Offices	M0251	25	18	Radiant Panels	Remote Sensor Adj.	Yes	Comfort Cooled Fresh Air	Central Supply and Extract	4	4	Balanced	G4	43	n/a		300	n/a	None	A	80	Switch	Desk 0.75 to 0.85m	See Guidance Notes	n/a	
		Wheelchair Bay	1	Circulation Areas	G0180-02	28	18	underfloor heating / none to suit location	BMS Adjustable Sensor	No	None	None	to suit location	to suit location	to suit location	Balanced	G4	43	41		200	n/a	None	A	80	presence detection	Floor 0m	See Guidance Notes	n/a
		DSR	1	DSR	Y1510	28	18	Adjacent Space Transfer Air	None	No	None	None	Central Dirty Extract	0	6	Negative	None	43	60		100	n/a	None	A	90	Presence detection	Floor 0m	See Guidance Notes	n/a
J1	Bereavement Suite	Store - Beds	1	Storage Area Equipment	W1585-??	28	16	Radiant Panels	Remote Sensor Adj.	No	None	Central General Extract	0	3	Negative	None	43	n/a		200	n/a	None	A	80	Presence detection	Floor 0m	See Guidance Notes	n/a	
		Store - Toys	1	Storage Area Equipment	W1585-??	28	16	Radiant Panels	Remote Sensor Adj.	No	None	None	Central General Extract	0	3	Negative	None	43	n/a		200	n/a	None	A	80	Presence detection	Floor 0m	See Guidance Notes	n/a
		Body Viewing Room	1	Body View	S0027-01	25	8	Radiant Panels	Remote Sensor Adj.	Yes	Ceiling Cassette - Specialist Cooling	Central Supply and Extract	4	6	Negative	G4	43	n/a		300	n/a	None	A	80	Switch / Dimmer	Floor 0m	See Guidance Notes	n/a	
		Lobby	1	Circulation Areas - Entrance Lobby	G0800	28	Not Controlled	Warm Air Door Curtain	BMS Adjustable Sensor	No	None	None	None	0	0	Balanced	None	n/a	n/a		200	n/a	None	A	80	Presence detection	Floor 0m	See Guidance Notes	n/a
J2	Ritual & Pastoral	Sitting Room with Beverage Bay	1	Common room/staff room/lounge	D1120	28	18	Radiant Panels	Remote Sensor Adj.	Yes	Comfort Cooled Fresh Air	Central Supply and Extract	6	8	Negative	G4	43	41		300	n/a	None	A	80	Switch	Floor 0m	See Guidance Notes	n/a	
		WC - Wheelchair accessible	1	Toilet	V0922	28	18	Adjacent Space Transfer Air	None	No	None	None	Central Dirty Extract	0	10	Negative	None	43	41		200	n/a	None	A	80	Presence detection	Floor 0m	See Guidance Notes	n/a
		Prayer / Meditation / Reflection Area	1	Common room/staff room/lounge	D0434-04	28	18	Radiant Panels	Remote Sensor Adj.	Yes	Comfort Cooled Fresh Air	Central Supply and Extract	6	8	Negative	G4	43	41		300	n/a	None	A	80	Switch	Floor 0m	See Guidance Notes	n/a	
		Store	1	Storage Area Equipment	W1585	28	16	Radiant Panels	Remote Sensor Adj.	No	None	None	Central General Extract	0	3	Negative	None	43	n/a		200	n/a	None	A	80	Presence detection	Floor 0m	See Guidance Notes	n/a
		WC wheelchair accessible / Ritual Washing Area	1	Toilet	V0922-02	28	18	Adjacent Space Transfer Air	None	No	None	None	Central Dirty Extract	0	10	Negative	None	43	41		200	n/a	None	A	80	Presence detection	Floor 0m	See Guidance Notes	n/a
		Office	1	Cellular / Ward Offices	M0251	25	18	Radiant Panels	Remote Sensor Adj.	Yes	Comfort Cooled Fresh Air	Central Supply and Extract	4	4	Balanced	G4	43	n/a		300	n/a	None	A	80	Switch	Desk 0.75 to 0.85m	See Guidance Notes	n/a	
		Interview Room	1	Meeting Room	M0724	25	18	Radiant Panels	Remote Sensor Adj.	Yes	Ceiling Cassette - Chilled Water	Central Supply and Extract	10 l/s per person	10 l/s per person	Balanced	G4	43	n/a		300	n/a	None	A	80	Switch	Desk 0.75 to 0.85m	See Guidance Notes	n/a	
		Waiting	1	Waiting Room	J0132-02	28	18	Radiant Panels	Remote Sensor Adj.	Yes	Comfort Cooled Fresh Air	Central Supply and Extract	5	5	Balanced	G4	43	n/a		300	n/a	None	A	80	Switch	Floor 0m	See Guidance Notes	n/a	
		Meeting Rooms (family size)	2	Meeting Room	H1313-03	25	18	Radiant Panels	Remote Sensor Adj.	Yes	Ceiling Cassette - Chilled Water	Central Supply and Extract	10 l/s per person	10 l/s per person	Balanced	G4	43	n/a		300	n/a	None	A	80	Switch	Desk 0.75 to 0.85m	See Guidance Notes	n/a	
		Drop-In Lounge / Beverage Bay	1	Common room/staff room/lounge	D1120-02	28	18	Radiant Panels	Remote Sensor Adj.	Yes	Comfort Cooled Fresh Air	Central Supply and Extract	6	8	Negative	G4	43	41		300	n/a	None	A	80	Switch	Floor 0m	See Guidance Notes	n/a	
K1	Family Support	Drop-In Multi-Purpose Room	1	Meeting Room	H1313-03	25	18	Radiant Panels	Remote Sensor Adj.	Yes	Ceiling Cassette - Chilled Water	Central Supply and Extract	10 l/s per person	10 l/s per person	Balanced	G4	43	n/a		300	n/a	None	A	80	Switch	Desk 0.75 to 0.85m	See Guidance Notes	n/a	
		Complementary Therapy Room	1	Consulting Room	X0613	28	18	Radiant Panels	Remote Sensor Adj.	Yes	Comfort Cooled Fresh Air	Central Supply and Extract	3	3	Balanced	G4	43	41		300	n/a	1000	A	80	Switch	Bed / Trolley 1.45m	See Guidance Notes	1	
		Interview Rooms	2	Meeting Room	M0724	25	18	Radiant Panels	Remote Sensor Adj.	Yes	Ceiling Cassette - Chilled Water	Central Supply and Extract	10 l/s per person	10 l/s per person	Balanced	G4	43	n/a		300	n/a	None	A	80	Switch	Desk 0.75 to 0.85m	See Guidance Notes	n/a	
		Radio Lollipop Broadcasting Studio, Lobby	1	Circulation Areas	C0516-01	28	18	underfloor heating / none to suit location	BMS Adjustable Sensor	No	None	None	to suit location	to suit location	to suit location	Balanced	G4	43	41		200	n/a	None	A	80	presence detection	Floor 0m	See Guidance Notes	n/a
		Office 1	1	Cellular / Ward Offices	M0251	25	18	Radiant Panels	Remote Sensor Adj.	Yes	Comfort Cooled Fresh Air	Central Supply and Extract	4	4	Balanced	G4	43	n/a		300	n/a	None	A	80	Switch	Desk 0.75 to 0.85m	See Guidance Notes	n/a	
		Office 2	1	Cellular / Ward Offices	M0251	25	18	Radiant Panels	Remote Sensor Adj.	Yes	Comfort Cooled Fresh Air	Central Supply and Extract	4	4	Balanced	G4	43	n/a		300	n/a	None	A	80	Switch	Desk 0.75 to 0.85m	See Guidance Notes	n/a	
		Office 3	1	Cellular / Ward Offices	M0251	25	18	Radiant Panels	Remote Sensor Adj.	Yes	Comfort Cooled Fresh Air	Central Supply and Extract	4	4	Balanced	G4	43	n/a		300	n/a	None	A	80	Switch	Desk 0.75 to 0.85m	See Guidance Notes	n/a	
		Office 4	1	Cellular / Ward Offices	M0251	25	18	Radiant Panels	Remote Sensor Adj.	Yes	Comfort Cooled Fresh Air	Central Supply and Extract	4	4	Balanced	G4	43	n/a		300	n/a	None	A	80	Switch	Desk 0.75 to 0.85m	See Guidance Notes	n/a	
		Office 5	1	Cellular / Ward Offices	M0251	25	18	Radiant Panels	Remote Sensor Adj.	Yes	Comfort Cooled Fresh Air	Central Supply and Extract	4	4	Balanced	G4	43	n/a		300	n/a	None	A	80	Switch	Desk 0.75 to 0.85m	See Guidance Notes	n/a	
		Office 6	1	Cellular / Ward Offices	M0251	25	18	Radiant Panels	Remote Sensor Adj.	Yes	Comfort Cooled Fresh Air	Central Supply and Extract	4	4	Balanced	G4	43	n/a		300	n/a	None	A	80	Switch	Desk 0.75 to 0.85m	See Guidance Notes	n/a	
		Beverage Bay	1	Tea Making	P0625	28	18	Adjacent Space Transfer Air	None	No	None	None	Central General Extract	0	5	Negative	None	43	41		200	n/a	None	A	80	Switch	Desk 0.75 to 0.85m	See Guidance Notes	n/a
		DSR	1	DSR	Y1510	28	18	Adjacent Space Transfer Air	None	No	None	None	Central Dirty Extract	0	6	Negative	None	43	60		100	n/a	None	A	90	Presence detection	Floor 0m	See Guidance Notes	n/a
		Store	1	Storage Area Equipment	W1585	28	16	Radiant Panels	Remote Sensor Adj.	No	None	None	Central General Extract	0	3	Negative	None	43	n/a		200	n/a	None	A	80	Presence detection	Floor 0m	See Guidance Notes	n/a
		Store	1	Storage Area Equipment	W1585	28	16	Radiant Panels	Remote Sensor Adj.	No	None	None	Central General Extract	0	3	Negative	None	43	n/a		200	n/a	None	A	80	Presence detection	Floor 0m	See Guidance Notes	n/a
		WC - Staff	1	Toilet	V1010	28	18	Adjacent Space Transfer Air	None	No	None	None	Central Dirty Extract	0	10	Negative	None	43	41		200	n/a	None	A	80	Presence detection	Floor 0m	See Guidance Notes	n/a
		Nappy Changing Room	1	Toilet	V1131	28	18	Adjacent Space Transfer Air	None	No	None	None	Central Dirty Extract	0	10	Negative	None	43	41		200	n/a	None	A	80	Presence detection	Floor 0m	See Guidance Notes	n/a
		WC - Wheelchair accessible	2	Toilet	V0922	28	18	Adjacent Space Transfer Air	None	No	None	None	Central Dirty Extract	0	10	Negative	None	43	41		200	n/a	None	A	80	Presence detection	Floor 0m	See Guidance Notes	n/a
Wheelchair Bay	1	Circulation Equipment Storage Bays	G0180-02	28	16	Adjacent Space Transfer Air	None	No	None	None	Central General Extract	0	3	Negative	None	43	n/a		200	n/a	None	A	80	Presence detection	Floor 0m	See Guidance Notes	n/a		
K2	Family Hotel	Reception/Waiting	1	Waiting Room	J0232-01	28	18	Radiant Panels	Remote Sensor Adj.	Yes	Comfort Cooled Fresh Air	Central Supply and Extract	5	5	Balanced	G4	43	n/a		300	n/a	None	A	80	Switch	Floor 0m	See Guidance Notes	n/a	
		Office - 1 person	1	Cellular / Ward Offices	M0251	25	18	Radiant Panels	Remote Sensor Adj.	Yes	Comfort Cooled Fresh Air	Central Supply and Extract	4	4	Balanced	G4	43	n/a		300	n/a	None	A	80	Switch	Desk 0.75 to 0.85m	See Guidance Notes	n/a	
		Lounge - non residents	1	Common room/staff room/lounge	D1120-02	28	18	Radiant Panels	Remote Sensor Adj.	Yes	Comfort Cooled Fresh Air	Central Supply and Extract	6	8	Negative	G4	43	41		300	n/a	None	A	80	Switch	Floor 0m	See Guidance Notes	n/a	
		WC - Female	1	Toilet	V1010	28	18	Adjacent Space Transfer Air	None	No	None	None	Central Dirty Extract	0	10	Negative	None	43	41		200	n/a	None	A	80	Presence detection	Floor 0m	See Guidance Notes	n/a
		WC - Male	1	Toilet	V1010	28	18	Adjacent Space Transfer Air	None	No	None	None	Central Dirty Extract	0	10	Negative	None	43	41		200	n/a	None	A	80	Presence detection	Floor 0m	See Guidance Notes	n/a
		WC - Wheelchair accessible	1	Toilet	V0922	28	18	Adjacent Space Transfer Air	None	No	None	None	Central Dirty Extract	0	10	Negative	None	43	41										

RHSC / DCN Environmental Matrix

Dept	Room Name	Qty	Room Function	ADB Code	Temp (max)	Temp (min)	Heating Type	Heating Control	Cooling (present)	Cooling (type)	Ventilation (type)	Supply (achr)	Extract (achr)	Relative pressure	Min filtration	Surface temp	Water temp	Safety Notes	Normal lux	Night lux	Local lux	Standby grade	Colour render	Control	Plane	Medical Location	
	WC - Wheelchair accessible	1	Toilet	V0922	28	18	Adjacent Space Transfer Air	None	No	None	Central Dirty Extract	0	10	Negative	None	43	41		200	n/a	None	A	80	Presence detection	Floor 0m	See Guidance Notes	n/a
	Store	2	Storage Area Equipment	W1585	28	16	Radiant Panels	Remote Sensor Adj.	No	None	Central General Extract	0	3	Negative	None	43	n/a		200	n/a	None	A	80	Presence detection	Floor 0m	See Guidance Notes	n/a
	Laundry	2	Laundry	Y0521	28	18	Adjacent Space Transfer Air	None	Yes	Comfort Cooled Fresh Air	Central Supply and Extract	6	10	Negative	G4	43	60		300	n/a	None	A	80	Switch	Floor 0m	See Guidance Notes	n/a
	DSR	1	DSR	Y1510	28	18	Adjacent Space Transfer Air	None	No	None	Central Dirty Extract	0	6	Negative	None	43	60		100	n/a	None	A	90	Presence detection	Floor 0m	See Guidance Notes	n/a
	Store	1	Storage Area Equipment	W1585	28	16	Radiant Panels	Remote Sensor Adj.	No	None	Central General Extract	0	3	Negative	None	43	n/a		200	n/a	None	A	80	Presence detection	Floor 0m	See Guidance Notes	n/a
	En-suite Shower / WC / WHB	26	Toilet	V0922	28	18	Adjacent Space Transfer Air	None	No	None	Central Dirty Extract	0	10	Negative	None	43	41		200	n/a	None	A	80	Presence detection	Floor 0m	See Guidance Notes	n/a
	Storage - refuse	1	Disposal Hold	Y0646	28	18	Adjacent Space Transfer Air	None	No	None	Central Dirty Extract	0	10	Negative	None	43	n/a		100	n/a	None	A	90	Presence detection	Floor 0m	See Guidance Notes	n/a
	Waiting Area, relatives	1	Waiting Room	J0132-02	28	18	Radiant Panels	Remote Sensor Adj.	Yes	Comfort Cooled Fresh Air	Central Supply and Extract	5	5	Balanced	G4	43	n/a		300	n/a	None	A	80	Switch	Floor 0m	See Guidance Notes	n/a
	Multi-Disciplinary Office / Reception	1	Multi Disciplinary Work Areas	M0254	25	18	Radiant Panels	Remote Sensor Adj.	Yes	Comfort Cooled Fresh Air	Central Supply and Extract	4	4	Balanced	G4	43	n/a		300	n/a	1000	A	80	Switch	Desk 0.75 to 0.85m	See Guidance Notes	n/a
	Refreshment, Vending Machine	1	Waiting Room	J0132-02	28	18	Radiant Panels	Remote Sensor Adj.	Yes	Comfort Cooled Fresh Air	Central Supply and Extract	5	5	Balanced	G4	43	n/a		300	n/a	None	A	80	Switch	Floor 0m	See Guidance Notes	n/a
Visitor toilets, baby changing	2	Toilet	V1131	28	18	Adjacent Space Transfer Air	None	No	None	Central Dirty Extract	0	10	Negative	None	43	41		200	n/a	None	A	80	Presence detection	Floor 0m	See Guidance Notes	n/a	
WC: Independent Wheelchair	1	Toilet	V0922	28	18	Adjacent Space Transfer Air	None	No	None	Central Dirty Extract	0	10	Negative	None	43	41		200	n/a	None	A	80	Presence detection	Floor 0m	See Guidance Notes	n/a	
Interview/Relatives Quiet Room	1	Meeting Room	M0724	25	18	Radiant Panels	Remote Sensor Adj.	Yes	Ceiling Cassette - Chilled Water	Central Supply and Extract	10 l/s per person	10 l/s per person	Balanced	G4	43	n/a		300	n/a	None	A	80	Switch	Desk 0.75 to 0.85m	See Guidance Notes	n/a	
Consulting/Examination Room	4	Consulting Room	C0224	28	18	Radiant Panels	Remote Sensor Adj.	Yes	Comfort Cooled Fresh Air	Central Supply and Extract	3	3	Balanced	G4	43	41		300	n/a	1000	A	80	Switch	Bed / Trolley 1.45m	See Guidance Notes	1	
Patient Waiting	1	Waiting Room	J0132-02	28	18	Radiant Panels	Remote Sensor Adj.	Yes	Comfort Cooled Fresh Air	Central Supply and Extract	5	5	Balanced	G4	43	n/a		300	n/a	None	A	80	Switch	Floor 0m	See Guidance Notes	n/a	
Receiving/Resuscitation area	1	Resuscitation Bay	B1411	25	21	Radiant Panels	Remote Sensor Adj.	Yes	Comfort Cooled Fresh Air	Central Supply and Extract	10	6	Positive	G4	43	41		500	n/a	1000	A	80	Switch	Bed / Trolley 1.45m	See Guidance Notes	n/a	
Relatives Overnight Stay Room	1	Relatives Overnight Stay	D1311	28	20	Radiant Panels	Remote Sensor Adj.	Yes	Comfort Cooled Fresh Air	Central Supply and Extract	4	0	Positive	G4	43	41		100	n/a	None	A	80	Switch	Bed / Trolley 1.45m	See Guidance Notes	n/a	
Ensuite Accessible Shower/Wc/WHB	1	Bathroom	V1643	28	20	Adjacent Space Transfer Air	None	No	None	Central Dirty Extract	0	10	Negative	None	43	41		200	n/a	None	A	80	Presence detection	Floor 0m	See Guidance Notes	n/a	
Single Bed Room	12	Bedroom	B0305	25	18	Radiant Panels	Remote Sensor Adj.	Yes	Comfort Cooled Fresh Air	Natural & Central Supply Air	4	via ensuite	Balanced	G4	43	41		100	5	300	A	80	Switch / Dimmer	Bed / Trolley 1.45m	See Guidance Notes	1	
Ensuite Shower/Wc/WHB	12	Bathroom	V1643	28	20	Adjacent Space Transfer Air	None	No	None	Central Dirty Extract	0	10	Negative	None	43	41		200	n/a	None	A	80	Presence detection	Floor 0m	See Guidance Notes	n/a	
Single Bedroom (level 1)	12	Bedroom	B0305	25	18	Radiant Panels	Remote Sensor Adj.	Yes	Comfort Cooled Fresh Air	Natural & Central Supply Air	4	via ensuite	Balanced	G4	43	41		100	5	300	A	80	Switch / Dimmer	Bed / Trolley 1.45m	See Guidance Notes	1	
Shower Room:en-suite	12	Bathroom	V1643	28	20	Adjacent Space Transfer Air	None	No	None	Central Dirty Extract	0	10	Negative	None	43	41		200	n/a	None	A	80	Presence detection	Floor 0m	See Guidance Notes	n/a	
Touchdown Base	4	staff base	T0151	28	18	Radiant Panels	Remote Sensor Adj.	No	None	Central Supply and Extract	10 l/s per person	10 l/s per person	Balanced	G4	n/a	n/a		200/300	n/a	None	A	80	Switch / Dimmer	Desk 0.75 to 0.85m	See Guidance Notes	n/a	
Ward Management Office	1	Cellular / Ward Offices	M0251	25	18	Radiant Panels	Remote Sensor Adj.	Yes	Comfort Cooled Fresh Air	Central Supply and Extract	4	4	Balanced	G4	43	n/a		300	n/a	None	A	80	Switch	Desk 0.75 to 0.85m	See Guidance Notes	n/a	
Multi-disciplinary Office	1	Multi Disciplinary Work Areas	M0254	25	18	Radiant Panels	Remote Sensor Adj.	Yes	Comfort Cooled Fresh Air	Central Supply and Extract	4	4	Balanced	G4	43	n/a		300	n/a	None	A	80	Switch	Desk 0.75 to 0.85m	See Guidance Notes	n/a	
Staff Base	1	Cellular / Ward Offices	M0251	25	18	Radiant Panels	Remote Sensor Adj.	Yes	Comfort Cooled Fresh Air	Central Supply and Extract	4	4	Balanced	G4	43	n/a		300	n/a	None	A	80	Switch	Desk 0.75 to 0.85m	See Guidance Notes	n/a	
Linen Bay	2	Linen Bay	W1594-01	28	16	Adjacent Space Transfer Air	None	No	None	Central Extract	0	3	Negative	None	43	n/a		200	n/a	None	A	80	Presence detection	Floor 0m	See Guidance Notes	n/a	
Resuscitation Trolley Bay	2	Resus Trolley bay	G0180-01	28	18	Adjacent Space Transfer Air	None	No	None	None	None	0	0	n/a	None	43	n/a		500	n/a	None	A	90	Switch	Bed / Trolley 1.45m	See Guidance Notes	n/a
Mobile X-Ray Bay	1	Circulation Equipment Storage Bays	G0180-06	28	16	Adjacent Space Transfer Air	None	No	None	Central General Extract	0	3	Negative	None	43	n/a		200	n/a	None	A	80	Presence detection	Floor 0m	See Guidance Notes	n/a	
Pantry	1	Pantry	P0627	28	18	Radiant Panels	Remote Sensor Adj.	Yes	Comfort Cooled Fresh Air	Central Supply and Extract	6	8	Negative	G4	43	41		300	n/a	None	A	80	Switch	Floor 0m	See Guidance Notes	n/a	
Interview/Relatives Quiet Room	1	Meeting Room	M0724	25	18	Radiant Panels	Remote Sensor Adj.	Yes	Ceiling Cassette - Chilled Water	Central Supply and Extract	10 l/s per person	10 l/s per person	Balanced	G4	43	n/a		300	n/a	None	A	80	Switch	Desk 0.75 to 0.85m	See Guidance Notes	n/a	
Teaching Room	1	Classroom	H1313-03	25	18	Radiant Panels	Remote Sensor Adj.	Yes	Ceiling Cassette - Chilled Water	Central Supply and Extract	10 l/s per person	10 l/s per person	Balanced	G4	43	41		300	n/a	None	A	80	Switch	Desk 0.75 to 0.85m	See Guidance Notes	n/a	
Hoist Bay	2	Circulation Equipment Storage Bays	G0180-03	28	16	Adjacent Space Transfer Air	None	No	None	Central General Extract	0	3	Negative	None	43	n/a		200	n/a	None	A	80	Presence detection	Floor 0m	See Guidance Notes	n/a	
Clean Utility	1	Clean Utility	T0101	28	18	Radiant Panels	Remote Sensor Adj.	Yes	Comfort Cooled Fresh Air	Central Supply Air	6	0	Positive	G4	43	41		150	n/a	None	A	80	Presence detection	General working plane 1m	See Guidance Notes	n/a	
Dirty Utility	2	Dirty utility	Y0431	28	18	Adjacent Space Transfer Air	None	No	None	Central Dirty Extract	0	6	Negative	None	43	41		200	n/a	None	A	80	Presence detection	Floor 0m	See Guidance Notes	n/a	
DSR	1	DSR	Y1510	28	18	Adjacent Space Transfer Air	None	No	None	Central Dirty Extract	0	6	Negative	None	43	60		100	n/a	None	A	90	Presence detection	Floor 0m	See Guidance Notes	n/a	
Disposal Hold	2	Disposal Hold	Y0646	28	18	Adjacent Space Transfer Air	None	No	None	Central Dirty Extract	0	10	Negative	None	43	n/a		100	n/a	None	A	90	Presence detection	Floor 0m	See Guidance Notes	n/a	
Storage Equipment	1	Storage Area Equipment	W1585	28	16	Radiant Panels	Remote Sensor Adj.	No	None	Central General Extract	0	3	Negative	None	43	n/a		200	n/a	None	A	80	Presence detection	Floor 0m	See Guidance Notes	n/a	
Storage Consumables	1	Storage Area Equipment	W1585-??	28	16	Radiant Panels	Remote Sensor Adj.	No	None	Central General Extract	0	3	Negative	None	43	n/a		200	n/a	None	A	80	Presence detection	Floor 0m	See Guidance Notes	n/a	
Storage Stationery	1	Storage Area Equipment	W1585-??	28	16	Radiant Panels	Remote Sensor Adj.	No	None	Central General Extract	0	3	Negative	None	43	n/a		200	n/a	None	A	80	Presence detection	Floor 0m	See Guidance Notes	n/a	
Staff Room	1	Common room/staff room/lounge	D0608-03	28	18	Radiant Panels	Remote Sensor Adj.	Yes	Comfort Cooled Fresh Air	Central Supply and Extract	6	8	Negative	G4	43	41		300	n/a	None	A	80	Switch	Floor 0m	See Guidance Notes	n/a	
Ward Kitchen	1	Ward Kitchen	P0627-01	28	18	Adjacent Space Transfer Air	None	Yes	Ceiling Cassette - Chilled Water	Central General Extract	0	6	Negative	G4	n/a	60		500	n/a	None	A	80	Switch	General working plane 1m	See Guidance Notes	n/a	
WC Staff	3	Toilet	V1010	28	18	Adjacent Space Transfer Air	None	No	None	Central Dirty Extract	0	10	Negative	None	43	41		200	n/a	None	A	80	Presence detection	Floor 0m	See Guidance Notes	n/a	
L2 DCN Inpatients 43 Beds	Reception	1	Reception	J0132-01	28	18	Radiant Panels	Remote Sensor Adj.	Yes	Comfort Cooled Fresh Air	Central Supply Air	4	4	Balanced	G4	43	n/a		300	n/a	None	A	80	Switch	Desk 0.75 to 0.85m	See Guidance Notes	n/a
	Waiting Area	1	Waiting Room	J0132-02	28	18	Radiant Panels	Remote Sensor Adj.	Yes	Comfort Cooled Fresh Air	Central Supply and Extract	5	5	Balanced	G4	43	n/a		300	n/a	None	A	80	Switch	Floor 0m	See Guidance Notes	n/a
	WC: Semi Ambulant	2	Toilet	V1010	28	18	Adjacent Space Transfer Air	None	No	None	Central Dirty Extract	0	10	Negative	None	43	41		200	n/a	None	A	80	Presence detection	Floor 0m	See Guidance Notes	n/a
	WC: Independent Wheelchair	1	Toilet	V0922	28	18	Adjacent Space Transfer Air	None	No	None	Central Dirty Extract	0	10	Negative	None	43	41		200	n/a	None	A	80	Presence detection	Floor 0m	See Guidance Notes	n/a
	Single Bedroom	41	Bedroom	B0305	25	18	Radiant Panels	Remote Sensor Adj.	Yes	Comfort Cooled Fresh Air	Natural & Central Supply Air	4	via ensuite	Balanced	G4	43	41		100	5	300	A	80	Switch / Dimmer	Bed / Trolley 1.45m	See Guidance Notes	1
	Single Isolation Bedroom	2	Isolation Bedroom	B0308-??	25	21	Adjacent Space Transfer Air	BMS Adjustable Sensor	Yes	Comfort Cooled Fresh Air	Supply via lobby	10	0	Balanced	F7	43	41		100	5	300	A	80	Switch / Dimmer	Bed / Trolley 1.45m	See Guidance Notes	1
	Isolation Bedroom Entrance Lobby	2	Isolation Lobby	G0510-02	25	18	Warm Air - Reheat Battery	Local / BMS Adjustable Sensor	Yes	Comfort Cooled Fresh Air	Central Supply	69	0	Positive	F7	43	n/a		200	n/a	None	A	80	Presence detection	Floor 0m	See Guidance Notes	n/a
	Shower Room:en-suite	43	Bathroom	V1643	28	20	Adjacent Space Transfer Air	None	No	None	Central Dirty Extract	0	10	Negative	None	43	41		200	n/a	None	A	80	Presence detection	Floor 0m	See Guidance Notes	n/a
	Assisted Bathroom	1	Bathroom	V1736	28	20	Adjacent Space Transfer Air	None	No	None	Central Dirty Extract	0	10	Negative	None	43	41		200	n/a	None	A	80	Presence detection	Floor 0m	See Guidance Notes	n/a
	Treatment Room	1	Treatment Room	X0105	28	18	Radiant Panels	Remote Sensor Adj.	Yes	Comfort Cooled Fresh Air	Central Supply Air	10	0	Positive	F7	43	41		500	n/a	1000	A	90	Switch	Bed / Trolley 1.45m	See Guidance Notes	

RHSC / DCN Environmental Matrix

Dept	Dept	Room Name	Qty	Room Function	ADB Code	Temp (max)	Temp (min)	Heating Type	Heating Control	Cooling (present)	Cooling (type)	Ventilation (type)	Supply (ach/hr)	Extract (ach/hr)	Relative pressure	Min filtration	Surface temp	Water temp	Safety Notes	Normal lux	Night lux	Local lux	Standby grade	Colour render	Control	Plane	Medical Location	
		Pantry	2	8.0	Pantry	P0627	28	18	Radiant Panels	Remote Sensor Adj.	Yes	Comfort Cooled Fresh Air	Central Supply and Extract	6	8	Negative	G4	43	41	300	n/a	None	A	80	Switch	Floor 0m	See Guidance Notes	n/a
		Mobile X-Ray Bay	1	4.0	Circulation Equipment Storage Bays	G0180-06	28	16	Adjacent Space Transfer Air	None	No	None	Central General Extract	0	3	Negative	None	43	n/a	200	n/a	None	A	80	Presence detection	Floor 0m	See Guidance Notes	n/a
		Resuscitation Trolley Bay	2	1.0	Resus Trolley bay	G0180-01	28	18	Adjacent Space Transfer Air	None	No	None	None	0	0	n/a	None	43	n/a	500	n/a	None	A	90	Switch	Bed / Trolley 1.45m	See Guidance Notes	n/a
		Hoist Bay	5	3.0	Circulation Equipment Storage Bays	G0180-03	28	16	Adjacent Space Transfer Air	None	No	None	Central General Extract	0	3	Negative	None	43	n/a	200	n/a	None	A	80	Presence detection	Floor 0m	See Guidance Notes	n/a
		Store	2	12.0	Storage Area Equipment	W1585	28	16	Radiant Panels	Remote Sensor Adj.	No	None	Central General Extract	0	3	Negative	None	43	n/a	200	n/a	None	A	80	Presence detection	Floor 0m	See Guidance Notes	n/a
		Linen Bay	2	1.5	Linen Bay	W1594-01	28	16	Adjacent Space Transfer Air	None	No	None	Central Extract	0	3	Negative	None	43	n/a	200	n/a	None	A	80	Presence detection	Floor 0m	See Guidance Notes	n/a
		Clean Utility	2	12.0	Clean Utility	T0101	28	18	Radiant Panels	Remote Sensor Adj.	Yes	Comfort Cooled Fresh Air	Central Supply Air	6	0	Positive	G4	43	41	150	n/a	None	A	80	Presence detection	General working plane 1m	See Guidance Notes	n/a
		Dirty Utility	3	14.0	Dirty utility	Y0431	28	18	Adjacent Space Transfer Air	None	No	None	Central Dirty Extract	0	6	Negative	None	43	41	200	n/a	None	A	80	Presence detection	Floor 0m	See Guidance Notes	n/a
		DSR	2	7.0	DSR	Y1510	28	18	Adjacent Space Transfer Air	None	No	None	Central Dirty Extract	0	6	Negative	None	43	60	100	n/a	None	A	90	Presence detection	Floor 0m	See Guidance Notes	n/a
		Disposal Hold	2	10.0	Disposal Hold	Y0646	28	18	Adjacent Space Transfer Air	None	No	None	Central Dirty Extract	0	10	Negative	None	43	n/a	100	n/a	None	A	90	Presence detection	Floor 0m	See Guidance Notes	n/a
		Ward Kitchen	2	16.0	Ward Kitchen	P0627-01	28	18	Adjacent Space Transfer Air	None	Yes	Ceiling Cassette - Chilled Water	Central General Extract	0	6	Negative	G4	n/a	60	500	n/a	None	A	80	Switch	General working plane 1m	See Guidance Notes	n/a
		WC: Staff	4	3.0	Toilet	V1010	28	18	Adjacent Space Transfer Air	None	No	None	Central Dirty Extract	0	10	Negative	None	43	41	200	n/a	None	A	80	Presence detection	Floor 0m	See Guidance Notes	n/a
		Enquiry / Information Desk: 2 staff	1	8.0	Reception	J0132-01	28	18	Radiant Panels	Remote Sensor Adj.	Yes	Comfort Cooled Fresh Air	Central Supply Air	4	4	Balanced	G4	43	n/a	300	n/a	None	A	80	Switch	Desk 0.75 to 0.85m	See Guidance Notes	n/a
		Medical Records Store	1	8.0	Cellular / Ward Offices	M0251	25	18	Radiant Panels	Remote Sensor Adj.	Yes	Comfort Cooled Fresh Air	Central Supply and Extract	4	4	Balanced	G4	43	n/a	300	n/a	None	A	80	Switch	Desk 0.75 to 0.85m	See Guidance Notes	n/a
		Main Waiting	1	59.0	Waiting Room	J0132-02	28	18	Radiant Panels	Remote Sensor Adj.	Yes	Comfort Cooled Fresh Air	Central Supply and Extract	5	5	Balanced	G4	43	n/a	300	n/a	None	A	80	Switch	Floor 0m	See Guidance Notes	n/a
		Public Telephone Booth	1	1.5	Circulation Phone Booth	G0710	28	18	Radiant Panels	Remote Sensor Adj.	No	None	n/a	0	0	n/a	n/a	n/a	n/a	200	n/a	None	A	80	Presence detection	Floor 0m	See Guidance Notes	n/a
		Public Telephone: Single Booth, Accessible	1	2.0	Circulation Phone Booth	G0712	28	18	Radiant Panels	Remote Sensor Adj.	No	None	n/a	0	0	n/a	n/a	n/a	n/a	200	n/a	None	A	80	Presence detection	Floor 0m	See Guidance Notes	n/a
		WC Fully Accessible Changing Room	1	7.0	Changing Facilities	V0726	28	18	Radiant Panels	Remote Sensor Adj.	Yes	Comfort Cooled Fresh Air	Central Supply and Extract	6	10	positive to wc	G4	43	41	100	n/a	None	A	80	Presence detection	Floor 0m	See Guidance Notes	n/a
		Refreshment: Vending Machine	1	3.0	Waiting Room	J0132-02	28	18	Radiant Panels	Remote Sensor Adj.	Yes	Comfort Cooled Fresh Air	Central Supply and Extract	5	5	Balanced	G4	43	n/a	300	n/a	None	A	80	Switch	Floor 0m	See Guidance Notes	n/a
		Nurse Base	1	2.0	staff base	T0151	28	18	Radiant Panels	Remote Sensor Adj.	No	None	Central Supply and Extract	10l/s per person	10l/s per person	Balanced	G4	n/a	n/a	200/300	n/a	None	A	80	Switch / Dimmer	Desk 0.75 to 0.85m	See Guidance Notes	n/a
		WC - Wheelchair accessible	1	4.5	Toilet	V0922	28	18	Adjacent Space Transfer Air	None	No	None	Central Dirty Extract	0	10	Negative	None	43	41	200	n/a	None	A	80	Presence detection	Floor 0m	See Guidance Notes	n/a
		Physical Measurement	1	3.5	Consulting Room	C0522-02	28	18	Radiant Panels	Remote Sensor Adj.	Yes	Comfort Cooled Fresh Air	Central Supply and Extract	3	3	Balanced	G4	43	41	300	n/a	1000	A	80	Switch	Bed / Trolley 1.45m	See Guidance Notes	1
		Consult/Examination	15.5	15.5	Consulting Room	C0224	28	18	Radiant Panels	Remote Sensor Adj.	Yes	Comfort Cooled Fresh Air	Central Supply and Extract	3	3	Balanced	G4	43	41	300	n/a	1000	A	80	Switch	Bed / Trolley 1.45m	See Guidance Notes	1
		Consult/Multi-Disciplinary	2	24.0	Consulting Room	C0207-01	28	18	Radiant Panels	Remote Sensor Adj.	Yes	Comfort Cooled Fresh Air	Central Supply and Extract	3	3	Balanced	G4	43	41	300	n/a	1000	A	80	Switch	Bed / Trolley 1.45m	See Guidance Notes	1
		Treatment Room (with prep area)	1	16.0	Treatment Room	X0105-01	28	18	Radiant Panels	Remote Sensor Adj.	Yes	Comfort Cooled Fresh Air	Central Supply Air	10	0	Positive	F7	43	41	500	n/a	1000	A	80	Switch	Bed / Trolley 1.45m	See Guidance Notes	n/a
		Phlebotomy Room	1	8.0	Consulting Room	C0224-??	28	18	Radiant Panels	Remote Sensor Adj.	Yes	Comfort Cooled Fresh Air	Central Supply and Extract	3	3	Balanced	G4	43	41	300	n/a	1000	A	80	Switch	Bed / Trolley 1.45m	See Guidance Notes	1
		Store - Equipment / General	1	6.0	Storage Area Equipment	W1585-??	28	16	Radiant Panels	Remote Sensor Adj.	No	None	Central General Extract	0	3	Negative	None	43	n/a	200	n/a	None	A	80	Presence detection	Floor 0m	See Guidance Notes	n/a
		Sub Waiting Area	1	16.5	Waiting Room	J0132-02	28	18	Radiant Panels	Remote Sensor Adj.	Yes	Comfort Cooled Fresh Air	Central Supply and Extract	5	5	Balanced	G4	43	n/a	300	n/a	None	A	80	Switch	Floor 0m	See Guidance Notes	n/a
		Nurse Base	1	2.0	staff base	T0151	28	18	Radiant Panels	Remote Sensor Adj.	No	None	Central Supply and Extract	10l/s per person	10l/s per person	Balanced	G4	n/a	n/a	200/300	n/a	None	A	80	Switch / Dimmer	Desk 0.75 to 0.85m	See Guidance Notes	n/a
		WC - Wheelchair accessible	1	4.5	Consulting Room	V0922	28	18	Radiant Panels	Remote Sensor Adj.	Yes	Comfort Cooled Fresh Air	Central Supply and Extract	3	3	Balanced	G4	43	41	300	n/a	1000	A	80	Switch	Bed / Trolley 1.45m	See Guidance Notes	1
		Physical Measurement	1	3.5	Consulting Room	C0522-02	28	18	Radiant Panels	Remote Sensor Adj.	Yes	Comfort Cooled Fresh Air	Central Supply and Extract	3	3	Balanced	G4	43	41	300	n/a	1000	A	80	Switch	Bed / Trolley 1.45m	See Guidance Notes	1
		Consult/Examination	4	15.5	Consulting Room	C0224	28	18	Radiant Panels	Remote Sensor Adj.	Yes	Comfort Cooled Fresh Air	Central Supply and Extract	3	3	Balanced	G4	43	41	300	n/a	1000	A	80	Switch	Bed / Trolley 1.45m	See Guidance Notes	1
		Multi-Disciplinary Office	1	26.0	Multi Disciplinary Work Areas	M0254	25	18	Radiant Panels	Remote Sensor Adj.	Yes	Comfort Cooled Fresh Air	Central Supply and Extract	4	4	Balanced	G4	43	n/a	300	n/a	None	A	80	Switch	Desk 0.75 to 0.85m	See Guidance Notes	n/a
		Clean Utility	1	8.0	Clean Utility	T0101	28	18	Radiant Panels	Remote Sensor Adj.	Yes	Comfort Cooled Fresh Air	Central Supply Air	6	0	Positive	G4	43	41	150	n/a	None	A	80	Presence detection	General working plane 1m	See Guidance Notes	n/a
		Dirty Utility: urine test	1	11.0	Dirty utility	Y0431	28	18	Adjacent Space Transfer Air	None	No	None	Central Dirty Extract	0	6	Negative	None	43	41	200	n/a	None	A	80	Presence detection	Floor 0m	See Guidance Notes	n/a
		Patient Interview Room	1	9.0	Meeting Room	M0724	25	18	Radiant Panels	Remote Sensor Adj.	Yes	Ceiling Cassette - Chilled Water	Central Supply and Extract	10 l/s per person	10 l/s per person	Balanced	G4	43	n/a	300	n/a	None	A	80	Switch	Desk 0.75 to 0.85m	See Guidance Notes	n/a
		Outpatients Management Office	1	9.0	Cellular / Ward Offices	M0251	25	18	Radiant Panels	Remote Sensor Adj.	Yes	Comfort Cooled Fresh Air	Central Supply and Extract	4	4	Balanced	G4	43	n/a	300	n/a	None	A	80	Switch	Desk 0.75 to 0.85m	See Guidance Notes	n/a
		Staff Room	1	12.0	Common room/staff room/lounge	D0608-03	28	18	Radiant Panels	Remote Sensor Adj.	Yes	Comfort Cooled Fresh Air	Central Supply and Extract	6	8	Negative	G4	43	41	300	n/a	None	A	80	Switch	Floor 0m	See Guidance Notes	n/a
		WC - Staff	2	3.0	Toilet	V1010	28	18	Adjacent Space Transfer Air	None	No	None	Central Dirty Extract	0	10	Negative	None	43	41	200	n/a	None	A	80	Presence detection	Floor 0m	See Guidance Notes	n/a
		Store: Clinical Supplies, Equipment & Stationery	1	15.0	Storage Area Equipment	W1585	28	16	Radiant Panels	Remote Sensor Adj.	No	None	Central General Extract	0	3	Negative	None	43	n/a	200	n/a	None	A	80	Presence detection	Floor 0m	See Guidance Notes	n/a
		Linen Bay	1	1.5	Linen Bay	W1594-01	28	16	Adjacent Space Transfer Air	None	No	None	Central Extract	0	3	Negative	None	43	n/a	200	n/a	None	A	80	Presence detection	Floor 0m	See Guidance Notes	n/a
		DSR	1	7.0	DSR	Y1510	28	18	Adjacent Space Transfer Air	None	No	None	Central Dirty Extract	0	6	Negative	None	43	60	100	n/a	None	A	90	Presence detection	Floor 0m	See Guidance Notes	n/a
		Waiting	1	18.0	Waiting Room	J0132-02	28	18	Radiant Panels	Remote Sensor Adj.	Yes	Comfort Cooled Fresh Air	Central Supply and Extract	5	5	Balanced	G4	43	n/a	300	n/a	None	A	80	Switch	Floor 0m	See Guidance Notes	n/a
		Staff Lockers	1	4.5	Changing Facilities	V0726	28	18	Radiant Panels	Remote Sensor Adj.	Yes	Comfort Cooled Fresh Air	Central Supply and Extract	6	10	positive to wc	G4	43	41	100	n/a	None	A	80	Presence detection	Floor 0m	See Guidance Notes	n/a
		Reception	1	8.0	Reception	J0132-01	28	18	Radiant Panels	Remote Sensor Adj.	Yes	Comfort Cooled Fresh Air	Central Supply Air	4	4	Balanced	G4	43	n/a	300	n/a	None	A	80	Switch	Desk 0.75 to 0.85m	See Guidance Notes	n/a
		ADL Kitchen	1	22.0	Pantry	Q0120	28	18	Radiant Panels	Remote Sensor Adj.	Yes	Comfort Cooled Fresh Air	Central Supply and Extract	6	8	Negative	G4	43	41	300	n/a	None	A	80	Switch	Floor 0m	See Guidance Notes	n/a
		ADL Bathroom, Shower, WC with hoists	1	13.0	Toilet	V1736-01	28	18	Adjacent Space Transfer Air	None	No	None	Central Dirty Extract	0	10	Negative	None	43	41	200	n/a	None	A	80	Presence detection	Floor 0m	See Guidance Notes	n/a
		Physio Treatment Room	1	15.0	Physiotherapy Studio	X0105-02	28	18	Radiant Panels	Remote Sensor Adj.	Yes	Comfort Cooled Fresh Air	Central Supply and Extract	5	6	Negative	G4	43	41	300	n/a	None	A	80	Switch / Dimmer	Floor 0m	See Guidance Notes	n/a
		Multi-Purpose Rehabilitation Room	1	80.0	Physiotherapy Studio	X0318	28	18	Radiant Panels	Remote Sensor Adj.	Yes	Comfort Cooled Fresh Air	Central Supply and Extract	5	6	Negative	G4	43	41	300	n/a	None	A	80	Switch / Dimmer	Floor 0m	See Guidance Notes	n/a
		Consult/Examination	1	15.5	Consulting Room	C0224	28	18	Radiant Panels	Remote Sensor Adj.	Yes	Comfort Cooled Fresh Air	Central Supply and Extract	3	3	Balanced	G4	43	41	300	n/a	1000	A	80				

RHSC / DCN Environmental Matrix

Dept	Programmer	Room Name	Qty	Room Function	ADB Code	Temp (max)	Temp (min)	Heating Type	Heating Control	Cooling (present)	Cooling (type)	Ventilation (type)	Supply (ach/hr)	Extract (ach/hr)	Relative pressure	Min filtration	Surface temp	Water temp	Safety Notes	Normal lux	Night lux	Local lux	Standby grade	Colour render	Control	Plane	Medical Location	
M3	Investigations Unit	Treatment Area	1	45.0	Treatment Room	X0111	28	18	Radiant Panels	Remote Sensor Adj.	Yes	Comfort Cooled Fresh Air	Central Supply Air	10	0	Positive	F7	43	41	500	n/a	1000	A	80	Switch	Bed / Trolley 1.45m	See Guidance Notes	n/a
		Treatment Room	1	16.0	Treatment Room	X0105	28	18	Radiant Panels	Remote Sensor Adj.	Yes	Comfort Cooled Fresh Air	Central Supply Air	10	0	Positive	F7	43	41	500	n/a	1000	A	80	Switch	Bed / Trolley 1.45m	See Guidance Notes	n/a
M4	DCN Neurophysiology	Waiting Area (DCN)	1	15.0	Waiting Room	J0132-02	28	18	Radiant Panels	Remote Sensor Adj.	Yes	Comfort Cooled Fresh Air	Central Supply and Extract	5	5	Balanced	G4	43	n/a	300	n/a	None	A	80	Switch	Floor 0m	See Guidance Notes	n/a
		WC - wheelchair accessible (DCN)	1	4.5	Toilet	V0922	28	18	Adjacent Space Transfer Air	None	No	None	Central Dirty Extract	0	10	Negative	None	43	41	200	n/a	None	A	80	Presence detection	Floor 0m	See Guidance Notes	n/a
		EEG Recording Room	3	16.0	Diagnostic room	X0125	25	18	Warm Air - Reheat Battery	BMS Adjustable Sensor	Yes	Comfort Cooled	Central Supply and Extract	to suit location	to suit location	Balanced	F7	43	41	300	n/a	1000	A	80	Switch / Dimmer	General working plane 1m	See Guidance Notes	1
		EMG/Nerve Conduction Room	3	16.0	Diagnostic room	X0136	25	18	Warm Air - Reheat Battery	BMS Adjustable Sensor	Yes	Comfort Cooled	Central Supply and Extract	to suit location	to suit location	Balanced	F7	43	41	300	n/a	1000	A	80	Switch / Dimmer	General working plane 1m	See Guidance Notes	1
		VTEM/Ambulatory Review Room	1	20.0	Diagnostic room	M0251	25	18	Warm Air - Reheat Battery	BMS Adjustable Sensor	Yes	Comfort Cooled	Central Supply and Extract	to suit location	to suit location	Balanced	F7	43	41	300	n/a	1000	A	80	Switch / Dimmer	General working plane 1m	See Guidance Notes	1
		Reporting Room	1	20.0	Cellular / Ward Offices	M0251	25	18	Radiant Panels	Remote Sensor Adj.	Yes	Comfort Cooled Fresh Air	Central Supply and Extract	4	4	Balanced	G4	43	n/a	300	n/a	None	A	80	Switch	Desk 0.75 to 0.85m	See Guidance Notes	n/a
		HOD Office	1	10.0	Cellular / Ward Offices	M0251	25	18	Radiant Panels	Remote Sensor Adj.	Yes	Comfort Cooled Fresh Air	Central Supply and Extract	4	4	Balanced	G4	43	n/a	300	n/a	None	A	80	Switch	Desk 0.75 to 0.85m	See Guidance Notes	n/a
		Clinical Physiologist Room	1	24.6	Cellular / Ward Offices	M0251	25	18	Radiant Panels	Remote Sensor Adj.	Yes	Comfort Cooled Fresh Air	Central Supply and Extract	4	4	Balanced	G4	43	n/a	300	n/a	None	A	80	Switch	Desk 0.75 to 0.85m	See Guidance Notes	n/a
		Secretarial Office	1	9.0	Cellular / Ward Offices	M0251	25	18	Radiant Panels	Remote Sensor Adj.	Yes	Comfort Cooled Fresh Air	Central Supply and Extract	4	4	Balanced	G4	43	n/a	300	n/a	None	A	80	Switch	Desk 0.75 to 0.85m	See Guidance Notes	n/a
		Quiet Room	1	10.0	Common room/staff room/lounge	H1107-01	28	18	Radiant Panels	Remote Sensor Adj.	Yes	Comfort Cooled Fresh Air	Central Supply and Extract	6	8	Negative	G4	43	41	300	n/a	None	A	80	Switch	Floor 0m	See Guidance Notes	n/a
N1	DCN Entrance	Store / Records	1	32.5	Storage Area Equipment	W1585-??	28	16	Radiant Panels	Remote Sensor Adj.	No	None	Central General Extract	0	3	Negative	None	43	n/a	200	n/a	None	A	80	Presence detection	Floor 0m	See Guidance Notes	n/a
		WC - Staff	1	3.0	Toilet	V1010	28	18	Adjacent Space Transfer Air	None	No	None	Central Dirty Extract	0	10	Negative	None	43	41	200	n/a	None	A	80	Presence detection	Floor 0m	See Guidance Notes	n/a
		Reception / Information Desk	1	6.0	Reception	J0132-01	28	18	Radiant Panels	Remote Sensor Adj.	Yes	Comfort Cooled Fresh Air	Central Supply Air	4	4	Balanced	G4	43	n/a	300	n/a	None	A	80	Switch	Desk 0.75 to 0.85m	See Guidance Notes	n/a
		Draught Lobby	1	9.0	Circulation Areas - Entrance Lobby	G0800-01	28	Not Controlled	Warm Air Door Curtain	BMS Adjustable Sensor	No	None	None	to suit location	to suit location	Balanced	None	n/a	n/a	200	n/a	None	A	80	Presence detection	Floor 0m	See Guidance Notes	n/a
		Waiting Area	1	8.0	Waiting Room	J1155	28	18	Radiant Panels	Remote Sensor Adj.	Yes	Comfort Cooled Fresh Air	Central Supply and Extract	5	5	Balanced	G4	43	n/a	300	n/a	None	A	80	Switch	Floor 0m	See Guidance Notes	n/a
		Vending Machine	1	3.0	Circulation Areas	P0808	28	18	underfloor heating / none to suit location	BMS Adjustable Sensor	No	None	to suit location	to suit location	Balanced	G4	43	41	200	n/a	None	A	80	presence detection	Floor 0m	See Guidance Notes	n/a	
		WC - Visitors	1	3.0	Toilet	V1010	28	18	Adjacent Space Transfer Air	None	No	None	Central Dirty Extract	0	10	Negative	None	43	41	200	n/a	None	A	80	Presence detection	Floor 0m	See Guidance Notes	n/a
		Wheelchair Bay	1	6.0	Circulation Equipment Storage Bays	G0180-02	28	16	Adjacent Space Transfer Air	None	No	None	Central General Extract	0	3	Negative	None	43	n/a	200	n/a	None	A	80	Presence detection	Floor 0m	See Guidance Notes	n/a
		WC - Wheelchair accessible	1	4.5	Toilet	V0922	28	18	Adjacent Space Transfer Air	None	No	None	Central Dirty Extract	0	10	Negative	None	43	41	200	n/a	None	A	80	Presence detection	Floor 0m	See Guidance Notes	n/a
		N2	DCN Wards / Health Records Support - (N2)	Staff Room	1	34.0	Common room/staff room/lounge	D0608-03	28	18	Radiant Panels	Remote Sensor Adj.	Yes	Comfort Cooled Fresh Air	Central Supply and Extract	6	8	Negative	G4	43	41	300	n/a	None	A	80	Switch	Floor 0m
Disposal Hold (small)	1			4.0	Disposal Hold	Y0646	28	18	Adjacent Space Transfer Air	None	No	None	Central Dirty Extract	0	10	Negative	None	43	n/a	100	n/a	None	A	80	Presence detection	Floor 0m	See Guidance Notes	n/a
Staff Reception / Office / Control Base	1			20.0	Reception	J0132-01	28	18	Radiant Panels	Remote Sensor Adj.	Yes	Comfort Cooled Fresh Air	Central Supply Air	4	4	Balanced	G4	43	n/a	300	n/a	None	A	80	Switch	Desk 0.75 to 0.85m	See Guidance Notes	n/a
Reception	1			8.0	Reception	J0132-01	28	18	Radiant Panels	Remote Sensor Adj.	Yes	Comfort Cooled Fresh Air	Central Supply Air	4	4	Balanced	G4	43	n/a	300	n/a	None	A	80	Switch	Desk 0.75 to 0.85m	See Guidance Notes	n/a
Multi-Disciplinary Office	1			18.0	Multi Disciplinary Work Areas	M0254	25	18	Radiant Panels	Remote Sensor Adj.	Yes	Comfort Cooled Fresh Air	Central Supply and Extract	4	4	Balanced	G4	43	n/a	300	n/a	None	A	80	Switch	Desk 0.75 to 0.85m	See Guidance Notes	n/a
Main Waiting/Play Area	1			50.0	Waiting Room	J0132-02	28	18	Radiant Panels	Remote Sensor Adj.	Yes	Comfort Cooled Fresh Air	Central Supply and Extract	5	5	Balanced	G4	43	n/a	300	n/a	None	A	80	Switch	Floor 0m	See Guidance Notes	n/a
WC - Wheelchair accessible	3			4.5	Toilet	V0922	28	18	Adjacent Space Transfer Air	None	No	None	Central Dirty Extract	0	10	Negative	None	43	41	200	n/a	None	A	80	Presence detection	Floor 0m	See Guidance Notes	n/a
Single Rooms ensuite	3			15.0	Bathroom	V1643	28	20	Adjacent Space Transfer Air	None	No	None	Central Dirty Extract	0	10	Negative	None	43	41	200	n/a	None	A	80	Presence detection	Floor 0m	See Guidance Notes	n/a
En Suite WC / WHB	3			4.5	Toilet	V1010	28	18	Adjacent Space Transfer Air	None	No	None	Central Dirty Extract	0	10	Negative	None	43	41	200	n/a	None	A	80	Presence detection	Floor 0m	See Guidance Notes	n/a
Changing Cubicles	3			4.0	Changing Facilities	V0726	28	18	Radiant Panels	Remote Sensor Adj.	Yes	Comfort Cooled Fresh Air	Central Supply and Extract	6	10	positive to wc	G4	43	41	100	n/a	None	A	80	Presence detection	Floor 0m	See Guidance Notes	n/a
		Locker Bay	1	13.0	Changing Facilities	V0726	28	18	Radiant Panels	Remote Sensor Adj.	Yes	Comfort Cooled Fresh Air	Central Supply and Extract	6	10	positive to wc	G4	43	41	100	n/a	None	A	80	Presence detection	Floor 0m	See Guidance Notes	n/a
		Interview Rooms	2	12.0	Meeting Room	M0724	25	18	Radiant Panels	Remote Sensor Adj.	Yes	Ceiling Cassette - Chilled Water	Central Supply and Extract	10 l/s per person	10 l/s per person	Balanced	G4	43	n/a	300	n/a	None	A	80	Switch	Desk 0.75 to 0.85m	See Guidance Notes	n/a
		Consult/Examination	2	15.5	Consulting Room	C0224	28	18	Radiant Panels	Remote Sensor Adj.	Yes	Comfort Cooled Fresh Air	Central Supply and Extract	3	3	Balanced	G4	43	41	300	n/a	1000	A	80	Switch	Bed / Trolley 1.45m	See Guidance Notes	1
		Physical Measurement Bay	1	3.5	Consulting Room	C0522-02	28	18	Radiant Panels	Remote Sensor Adj.	Yes	Comfort Cooled Fresh Air	Central Supply and Extract	3	3	Balanced	G4	43	41	300	n/a	1000	A	80	Switch	Bed / Trolley 1.45m	See Guidance Notes	1
		Reception, administration office & communication base: 4 staff	1	24.0	Reception	J0132-01	28	18	Radiant Panels	Remote Sensor Adj.	Yes	Comfort Cooled Fresh Air	Central Supply Air	4	4	Balanced	G4	43	n/a	300	n/a	None	A	80	Switch	Desk 0.75 to 0.85m	See Guidance Notes	n/a
		Duty Room: 2 porters	1	5.0	Cellular / Ward Offices	M0251	25	18	Radiant Panels	Remote Sensor Adj.	Yes	Comfort Cooled Fresh Air	Central Supply and Extract	4	4	Balanced	G4	43	n/a	300	n/a	None	A	80	Switch	Desk 0.75 to 0.85m	See Guidance Notes	n/a
		Admissions Lounge	1	36.0	Common room/staff room/lounge	D2155	28	18	Radiant Panels	Remote Sensor Adj.	Yes	Comfort Cooled Fresh Air	Central Supply and Extract	6	8	Negative	G4	43	41	300	n/a	None	A	80	Switch	Floor 0m	See Guidance Notes	n/a
		WC & handwash: accessible, wheelchair assisted	1	4.5	Toilet	V0922	28	18	Adjacent Space Transfer Air	None	No	None	Central Dirty Extract	0	10	Negative	None	43	41	200	n/a	None	A	80	Presence detection	Floor 0m	See Guidance Notes	n/a
		Consulting, examination & changing room	3	15.5	Consulting Room	C0224	28	18	Radiant Panels	Remote Sensor Adj.	Yes	Comfort Cooled Fresh Air	Central Supply and Extract	3	3	Balanced	G4	43	41	300	n/a	1000	A	80	Switch	Bed / Trolley 1.45m	See Guidance Notes	1
		Interview, counselling & quiet room: 5 persons	1	9.0	Meeting Room	M0724	25	18	Radiant Panels	Remote Sensor Adj.	Yes	Ceiling Cassette - Chilled Water	Central Supply and Extract	10 l/s per person	10 l/s per person	Balanced	G4	43	n/a	300	n/a	None	A	80	Switch	Desk 0.75 to 0.85m	See Guidance Notes	n/a
		Changing Cubicle	1	4.0	Changing Facilities	V0726	28	18	Radiant Panels	Remote Sensor Adj.	Yes	Comfort Cooled Fresh Air	Central Supply and Extract	6	10	positive to wc	G4	43	41	100	n/a	None	A	80	Presence detection	Floor 0m	See Guidance Notes	n/a
		WC & handwash: accessible, wheelchair assisted	1	4.5	Toilet	V0922	28	18	Adjacent Space Transfer Air	None	No	None	Central Dirty Extract	0	10	Negative	None	43	41	200	n/a	None	A	80	Presence detection	Floor 0m	See Guidance Notes	n/a
		Immediate Pre Theatre Wait	1	50.0	Waiting Room	J0132-02	28	18	Radiant Panels	Remote Sensor Adj.	Yes	Comfort Cooled Fresh Air	Central Supply and Extract	5	5	Balanced	G4	43	n/a	300	n/a	None	A	80	Switch	Floor 0m	See Guidance Notes	n/a
		WC - Wheelchair accessible	3	4.5	Toilet	V0922	28	18	Adjacent Space Transfer Air	None	No	None	Central Dirty Extract	0	10	Negative	None	43	41	200	n/a	None	A	80	Presence detection	Floor 0m	See Guidance Notes	n/a
		Anaesthetic Room	8	19.0	Operating Theatre Suite	N0305	25	18	warm air via AHU Battery	Local / BMS Adjustable Sensor	Yes	Comfort Cooled Fresh Air	Central Supply and Extract	In line with SHTM 03-01	In line with SHTM 03-01		F7	43	41	500	n/a	10,000 - 100,000	A	80	Switch	Bed / Trolley 1.45m	See Guidance Notes	n/a
		Anaesthetic room: emergency operations	1	29.0	Operating Theatre Suite	N0305	25	18	warm air via AHU Battery	Local / BMS Adjustable Sensor	Yes	Comfort Cooled Fresh Air	Central Supply and Extract	In line with SHTM 03-01	In line with SHTM 03-01		F7	43	41	500	n/a	10,000 - 100,000	A	80	Switch	Bed / Trolley 1.45m	See Guidance Notes	n/a
		Operating Theatre	9	55.0	Operating Theatre Suite	N0106-01	25	18	warm air via AHU Battery	Local / BMS Adjustable Sensor	Yes	Comfort Cooled Fresh Air	Central Supply and Extract	In line with SHTM 03-01	In line with SHTM 03-01		F7	43	41	500	n/a	10,000 - 100,000	A	80	Switch	Bed / Trolley 1.45m	See Guidance Notes	n/a
		Minor Procedures Room	1	19.0	Operating Theatre Suite	N0106-01	25	18	warm air via AHU Battery	Local / BMS Adjustable Sensor	Yes	Comfort Cooled Fresh Air	Central Supply and Extract	In line with SHTM 03-01	In line with SHTM 03-01		F7	43	41	500	n/a	10,000 - 100,000	A	80	Switch	Bed / Trolley 1.45m	See Guidance Notes	n/a
		Scrub-up (single)	9	11.0	Operating Theatre Suite	N0224	25	18	warm air via AHU Battery	Local / BMS Adjustable Sensor	Yes	Comfort Cooled Fresh Air	Central Supply and Extract	In line with SHTM 03-01	In line with SHTM 03-01		F7	43	41	500	n/a	10,000 - 100,000	A	80	Switch	Bed / Trolley 1.45m	See Guidance Notes	n/a
		Preparation Room																										

RHSC / DCN Environmental Matrix

Dept	Room Name	Qty	Room Function	ADB Code	Temp (max)	Temp (min)	Heating Type	Heating Control	Cooling (present)	Cooling (type)	Ventilation (type)	Supply (ach/hr)	Extract (ach/hr)	Relative pressure	Min filtration	Surface temp	Water temp	Safety Notes	Normal lux	Night lux	Local lux	Standby grade	Colour render	Control	Plane	Medical Location	
P1 Operating Theatres & RHSC Surgical Day Case Unit	MRI Room	1	45.0 Diagnostic room	E0801-02	25	18	Warm Air - Reheat Battery	BMS Adjustable Sensor	Yes	Comfort Cooled	Central Supply and Extract	to suit location	to suit location	Balanced	F7	43	41		300	n/a	1000	A	80	Switch / Dimmer	General working plane 1m	See Guidance Notes	1
	Control Room - MRI	1	16.0 Cellular / Ward Offices	E0604-03	25	18	Radiant Panels	Remote Sensor Adj.	Yes	Comfort Cooled Fresh Air	Central Supply and Extract	4	4	Balanced	G4	43	n/a		300	n/a	None	A	80	Switch	Desk 0.75 to 0.85m	See Guidance Notes	n/a
	Equipment Room - MRI	1	16.0 Storage Area Equipment	E0311	28	16	Radiant Panels	Remote Sensor Adj.	No	None	Central General Extract	0	3	Negative	None	43	n/a		200	n/a	None	A	80	Presence detection	Floor 0m	See Guidance Notes	n/a
	Trolley Bay	2	4.0 Circulation Equipment Storage Bays	J1264	28	16	Adjacent Space Transfer Air	None	No	None	Central General Extract	0	3	Negative	None	43	n/a		200	n/a	None	A	80	Presence detection	Floor 0m	See Guidance Notes	n/a
	Sub-Wall Area	1	4.5 Waiting Room	J0132-02	28	18	Radiant Panels	Remote Sensor Adj.	Yes	Comfort Cooled Fresh Air	Central Supply and Extract	5	5	Balanced	G4	43	n/a		300	n/a	None	A	80	Switch	Floor 0m	See Guidance Notes	n/a
	WC Accessible	1	4.5 Toilet	V0922	28	18	Adjacent Space Transfer Air	None	No	None	Central Dirty Extract	0	10	Negative	None	43	41		200	n/a	None	A	80	Presence detection	Floor 0m	See Guidance Notes	n/a
	Preparation Room	1	14.0 Operating Theatre Suite	T0526	25	18	warm air via AHU Battery	Local / BMS Adjustable Sensor	Yes	Comfort Cooled Fresh Air	Central Supply and Extract	In line with SHTM 03-01	In line with SHTM 03-01		F7	43	41		500	n/a	10,000 - 100,000	A	80	Switch	Bed / Trolley 1.45m	See Guidance Notes	n/a
	Anaesthetic Room	1	19.0 Operating Theatre Suite	N0305	25	18	warm air via AHU Battery	Local / BMS Adjustable Sensor	Yes	Comfort Cooled Fresh Air	Central Supply and Extract	In line with SHTM 03-01	In line with SHTM 03-01		F7	43	41		500	n/a	10,000 - 100,000	A	80	Switch	Bed / Trolley 1.45m	See Guidance Notes	n/a
	Angiography Procedures Room	1	55.0 Operating Theatre Suite	E0311	25	18	warm air via AHU Battery	Local / BMS Adjustable Sensor	Yes	Comfort Cooled Fresh Air	Central Supply and Extract	In line with SHTM 03-01	In line with SHTM 03-01		F7	43	41		500	n/a	10,000 - 100,000	A	80	Switch	Bed / Trolley 1.45m	See Guidance Notes	n/a
	Angiography Procedures Control Room	1	16.0 Operating Theatre Suite	X0216	25	18	warm air via AHU Battery	Local / BMS Adjustable Sensor	Yes	Comfort Cooled Fresh Air	Central Supply and Extract	In line with SHTM 03-01	In line with SHTM 03-01		F7	43	41		500	n/a	10,000 - 100,000	A	80	Switch	Bed / Trolley 1.45m	See Guidance Notes	n/a
	Angiography Procedures Machine Room	1	16.0 Operating Theatre Suite	E0311	25	18	warm air via AHU Battery	Local / BMS Adjustable Sensor	Yes	Comfort Cooled Fresh Air	Central Supply and Extract	In line with SHTM 03-01	In line with SHTM 03-01		F7	43	41		500	n/a	10,000 - 100,000	A	80	Switch	Bed / Trolley 1.45m	See Guidance Notes	n/a
	Preparation Room	1	12.0 Operating Theatre Suite	T0526	25	18	warm air via AHU Battery	Local / BMS Adjustable Sensor	Yes	Comfort Cooled Fresh Air	Central Supply and Extract	In line with SHTM 03-01	In line with SHTM 03-01		F7	43	41		500	n/a	10,000 - 100,000	A	80	Switch	Bed / Trolley 1.45m	See Guidance Notes	n/a
	Sterile Supplies Store	1	12.0 Clean Utility	T0101	28	18	Radiant Panels	Remote Sensor Adj.	Yes	Comfort Cooled Fresh Air	Central Supply Air	6	0	Positive	G4	43	41		150	n/a	None	A	80	Presence detection	General working plane 1m	See Guidance Notes	n/a
	X-Ray/Ultrasound Bay	1	4.0 Circulation Equipment Storage Bays	G0180-06	28	16	Adjacent Space Transfer Air	None	No	None	Central General Extract	0	3	Negative	None	43	n/a		200	n/a	None	A	80	Presence detection	Floor 0m	See Guidance Notes	n/a
	Image Intensifier Bay	3	4.0 Circulation Equipment Storage Bays	G0180-06	28	16	Adjacent Space Transfer Air	None	No	None	Central General Extract	0	3	Negative	None	43	n/a		200	n/a	None	A	80	Presence detection	Floor 0m	See Guidance Notes	n/a
	Satellite Pharmacy Store	1	6.0 Clean Utility	T0526-01	28	18	Radiant Panels	Remote Sensor Adj.	Yes	Comfort Cooled Fresh Air	Central Supply Air	6	0	Positive	G4	43	41		150	n/a	None	A	80	Presence detection	General working plane 1m	See Guidance Notes	n/a
	Sterile Supplies Store	1	94.0 Clean Utility	T0526-7	28	18	Radiant Panels	Remote Sensor Adj.	Yes	Comfort Cooled Fresh Air	Central Supply Air	6	0	Positive	G4	43	41		150	n/a	None	A	80	Presence detection	General working plane 1m	See Guidance Notes	n/a
	Clinical Equipment Store	1	60.0 Storage Area Equipment	W1585	28	16	Radiant Panels	Remote Sensor Adj.	No	None	Central General Extract	0	3	Negative	None	43	n/a		200	n/a	None	A	80	Presence detection	Floor 0m	See Guidance Notes	n/a
	Clinical Equipment Store	1	30.0 Storage Area Equipment	W1585	28	16	Radiant Panels	Remote Sensor Adj.	No	None	Central General Extract	0	3	Negative	None	43	n/a		200	n/a	None	A	80	Presence detection	Floor 0m	See Guidance Notes	n/a
	Linen Bay	2	1.5 Linen Bay	W1594-01	28	16	Adjacent Space Transfer Air	None	No	None	Central Extract	0	3	Negative	None	43	n/a		200	n/a	None	A	80	Presence detection	Floor 0m	See Guidance Notes	n/a
	Linen Bay	1	1.5 Linen Bay	W1594-01	28	16	Adjacent Space Transfer Air	None	No	None	Central Extract	0	3	Negative	None	43	n/a		200	n/a	None	A	80	Presence detection	Floor 0m	See Guidance Notes	n/a
	Dirty Scopes Store	1	8.0 Dirty utility	Y0431	28	18	Adjacent Space Transfer Air	None	No	None	Central Dirty Extract	0	6	Negative	None	43	41		200	n/a	None	A	80	Presence detection	Floor 0m	See Guidance Notes	n/a
	Decontaminated Scopes Store	1	6.0 Dirty utility	Y0431	28	18	Adjacent Space Transfer Air	None	No	None	Central Dirty Extract	0	6	Negative	None	43	41		200	n/a	None	A	80	Presence detection	Floor 0m	See Guidance Notes	n/a
	Medical Gas Cylinder Store	1	4.0 Storage Area Med Gas	W1585-??	28	16	Frost protection Room Thermostat	None	No	None	Natural ventilation	0	0	n/a	None	n/a	n/a		200	n/a	None	A	80	Presence detection	Floor 0m	See Guidance Notes	n/a
	DSR	2	7.0 DSR	Y1510	28	18	Adjacent Space Transfer Air	None	No	None	Central Dirty Extract	0	6	Negative	None	43	60		100	n/a	None	A	90	Presence detection	Floor 0m	See Guidance Notes	n/a
	Disposal Hold	1	15.0 Disposal Hold	Y0646	28	18	Adjacent Space Transfer Air	None	No	None	Central Dirty Extract	0	10	Negative	None	43	n/a		100	n/a	None	A	90	Presence detection	Floor 0m	See Guidance Notes	n/a
	Disposal Hold	1	10.0 Disposal Hold	Y0646	28	18	Adjacent Space Transfer Air	None	No	None	Central Dirty Extract	0	10	Negative	None	43	n/a		100	n/a	None	A	90	Presence detection	Floor 0m	See Guidance Notes	n/a
	Store - Plaster	1	6.0 Storage Area Equipment	W1585-??	28	16	Radiant Panels	TRV Remote Head Adj.	No	None	Central General Extract	0	3	Negative	None	43	n/a		200	n/a	None	A	80	Presence detection	Floor 0m	See Guidance Notes	n/a
	Resuscitation Trolley Bay	1	1.0 Resus Trolley bay	G0180-01	28	18	Adjacent Space Transfer Air	None	No	None	None	0	0	n/a	None	43	n/a		500	n/a	None	A	90	Switch	Bed / Trolley 1.45m	See Guidance Notes	n/a
	Parking bay: fibre optic bronchoscope light source trolley DCN	1	1.0 Circulation Equipment Storage Bays	G0180-06	28	16	Adjacent Space Transfer Air	None	No	None	Central General Extract	0	3	Negative	None	43	n/a		200	n/a	None	A	80	Presence detection	Floor 0m	See Guidance Notes	n/a
	Trolley Holding Bay Clean	1	12.0 Circulation Equipment Storage Bays	J1624	28	16	Adjacent Space Transfer Air	None	No	None	Central General Extract	0	3	Negative	None	43	n/a		200	n/a	None	A	80	Presence detection	Floor 0m	See Guidance Notes	n/a
	IPS Room	1	1.5 IPS Room	Engineering	Manufacturer Dependant	Manufacturer Dependant	None	None	No	None	Central General Extract	0	3	Negative	None	43	n/a	0	n/a	n/a	None	A	80	Presence detection	Floor 0m	See Guidance Notes	n/a
	IPS Room	1	1.8 IPS Room	Engineering	Manufacturer Dependant	Manufacturer Dependant	None	None	No	None	Central Supply and Extract	0	3	Negative	None	43	n/a	0	n/a	n/a	None	A	80	Presence detection	Floor 0m	See Guidance Notes	n/a
	Trolley Holding Bay Dirty	2	6.0 Circulation Equipment Storage Bays	J1624	28	16	Adjacent Space Transfer Air	None	No	None	Central General Extract	0	3	Negative	None	43	n/a		200	n/a	None	A	80	Presence detection	Floor 0m	See Guidance Notes	n/a
	Laser Printer / CR Room DCN	1	15.0 Cellular / Ward Offices	M0251	25	18	Radiant Panels	Remote Sensor Adj.	Yes	Comfort Cooled Fresh Air	Central Supply and Extract	4	4	Balanced	G4	43	n/a		300	n/a	None	A	80	Switch	Desk 0.75 to 0.85m	See Guidance Notes	n/a
	Post Anaesthetic Recovery	1	145.8 Recovery Bay / Recovery Room	B2417	28	20	Radiant Panels	Remote Sensor Adj.	Yes	Comfort Cooled Fresh Air	Central Supply and Extract	15	15	Balanced	G4	43	41		500	n/a	1000	A	80	Switch / Dimmer	Bed / Trolley 1.45m	See Guidance Notes	n/a
	Recovery Staff Base	1	12.0 Cellular / Ward Offices	M0254	25	18	Radiant Panels	Remote Sensor Adj.	Yes	Comfort Cooled Fresh Air	Central Supply and Extract	4	4	Balanced	G4	43	n/a		300	n/a	None	A	80	Switch	Desk 0.75 to 0.85m	See Guidance Notes	n/a
	Recovery Clean Utility	1	12.0 Clean Utility	T0101	28	18	Radiant Panels	Remote Sensor Adj.	Yes	Comfort Cooled Fresh Air	Central Supply Air	6	0	Positive	G4	43	41		150	n/a	None	A	80	Presence detection	General working plane 1m	See Guidance Notes	n/a
	Recovery Dirty Utility	1	14.0 Dirty utility	Y0431	28	18	Adjacent Space Transfer Air	None	No	None	Central Dirty Extract	0	6	Negative	None	43	41		200	n/a	None	A	80	Presence detection	Floor 0m	See Guidance Notes	n/a
	SDCU Dispensary	1	8.0 Clean Utility	T0526-7	28	18	Radiant Panels	Remote Sensor Adj.	Yes	Comfort Cooled Fresh Air	Central Supply Air	6	0	Positive	G4	43	41		150	n/a	None	A	80	Presence detection	General working plane 1m	See Guidance Notes	n/a
	SDCU Recovery	1	110.0 Recovery Bay / Recovery Room	B2517	28	20	Radiant Panels	Remote Sensor Adj.	Yes	Comfort Cooled Fresh Air	Central Supply and Extract	15	15	Balanced	G4	43	41		500	n/a	1000	A	80	Switch / Dimmer	Bed / Trolley 1.45m	See Guidance Notes	n/a
	SDCU Discharge Lounge	1	40.0 Common room/staff room/lounge	D1135	28	18	Radiant Panels	Remote Sensor Adj.	Yes	Comfort Cooled Fresh Air	Central Supply and Extract	6	8	Negative	G4	43	41		300	n/a	None	A	80	Switch	Floor 0m	See Guidance Notes	n/a
	Pantry (DCU)	1	8.0 Pantry	P0627	28	18	Radiant Panels	Remote Sensor Adj.	Yes	Comfort Cooled Fresh Air	Central Supply and Extract	6	8	Negative	G4	43	41		300	n/a	None	A	80	Switch	Floor 0m	See Guidance Notes	n/a
	SDCU Post Op Staff Base/Utility	1	10.0 staff base	T0151-??	28	18	Radiant Panels	Remote Sensor Adj.	No	None	Central Supply and Extract	10 l/s per person	10 l/s per person	Balanced	G4	n/a	n/a		200/300	n/a	None	A	80	Switch / Dimmer	Desk 0.75 to 0.85m	See Guidance Notes	n/a
	Wheelchair Parking Bay	1	1.5 Circulation Equipment Storage Bays	G0180-02	28	16	Adjacent Space Transfer Air	None	No	None	Central General Extract	0	3	Negative	None	43	n/a		200	n/a	None	A	80	Presence detection	Floor 0m	See Guidance Notes	n/a
	Interview Room - DCU	2	9.0 Meeting Room	M0724	25	18	Radiant Panels	Remote Sensor Adj.	Yes	Ceiling Cassette - Chilled Water	Central Supply and Extract	10 l/s per person	10 l/s per person	Balanced	G4	43	n/a		300	n/a	None	A	80	Switch	Desk 0.75 to 0.85m	See Guidance Notes	n/a
	Charge Nurse Office	1	9.0 Cellular / Ward Offices	M0251	25	18	Radiant Panels	Remote Sensor Adj.	Yes	Comfort Cooled Fresh Air	Central Supply and Extract	4	4	Balanced	G4	43	n/a		300	n/a	None	A	80	Switch	Desk 0.75 to 0.85m	See Guidance Notes	n/a
	WC - Patients	1	3.0 Toilet	V1010	28	18	Adjacent Space Transfer Air	None	No	None	Central Dirty Extract	0	10	Negative	None	43	41		200	n/a	None	A	80	Presence detection	Floor 0m	See Guidance Notes	n/a
	WC - Wheelchair accessible	1	4.5 Toilet	V0922	28	18	Adjacent Space Transfer Air	None	No	None	Central Dirty Extract	0	10	Negative	None	43	41		200	n/a	None	A	80	Presence detection	Floor 0m	See Guidance Notes	n/a
	Recovery bay: post anaesthetic, 1 place	6	13.5 Recovery Bay / Recovery Room	B2417-01	28	20	Radiant Panels	Remote Sensor Adj.	Yes	Comfort Cooled Fresh Air	Central Supply and Extract	15	15	Balanced	G4	43	41		500	n/a	1000	A	80	Switch / Dimmer	Bed / Trolley 1.45m	See Guidance Notes	n/a
Recovery room: post anaesthetic, 1 place	2	26.0 Recovery Bay / Recovery Room	B2417-01	28	20	Radiant Panels	Remote Sensor Adj.	Yes	Comfort Cooled Fresh Air	Central Supply and Extract	15	15	Balanced	G4	43	41		500	n/a	1000	A	80	Switch / Dimmer	Bed / Trolley 1.45m	See Guidance Notes	n/a	
Staff and communication base, enclosed 3 staff	1	12.0 Cellular / Ward Offices	M0251</																								

RHSC / DCN Environmental Matrix

Dept	Dept	Room Name	Qty	Room Function	ADB Code	Temp (max)	Temp (min)	Heating Type	Heating Control	Cooling (present)	Cooling (type)	Ventilation (type)	Supply (ach/hr)	Extract (ach/hr)	Relative pressure	Min filtration	Surface temp	Water temp	Safety Notes	Normal lux	Night lux	Local lux	Standby grade	Colour render	Control	Plane	Medical Location	
		Dictation/ 1:1/Phone Booth	4	4.2 Cellular / Ward Offices	M0251-01	25	18	Radiant Panels	Remote Sensor Adj.	Yes	Comfort Cooled Fresh Air	Central Supply and Extract	4	4	Balanced	G4	43	n/a		300	n/a	None	A	80	Switch	Desk 0.75 to 0.85m	See Guidance Notes	n/a
		Office Senior Nurse Theatres	1	9.0 Cellular / Ward Offices	M0251	25	18	Radiant Panels	Remote Sensor Adj.	Yes	Comfort Cooled Fresh Air	Central Supply and Extract	4	4	Balanced	G4	43	n/a		300	n/a	None	A	80	Switch	Desk 0.75 to 0.85m	See Guidance Notes	n/a
		Office Staff	1	16.0 Cellular / Ward Offices	M0251	25	18	Radiant Panels	Remote Sensor Adj.	Yes	Comfort Cooled Fresh Air	Central Supply and Extract	4	4	Balanced	G4	43	n/a		300	n/a	None	A	80	Switch	Desk 0.75 to 0.85m	See Guidance Notes	n/a
		Charge Nurse Office	1	9.0 Cellular / Ward Offices	M0251	25	18	Radiant Panels	Remote Sensor Adj.	Yes	Comfort Cooled Fresh Air	Central Supply and Extract	4	4	Balanced	G4	43	n/a		300	n/a	None	A	80	Switch	Desk 0.75 to 0.85m	See Guidance Notes	n/a
		WC-Staff	2	3.0 Toilet	V1010	28	18	Adjacent Space Transfer Air	None	No	None	Central Dirty Extract	0	10	Negative	None	43	41		200	n/a	None	A	80	Presence detection	Floor 0m	See Guidance Notes	n/a
		Male Staff Changing and Lockers	1	60.0 Changing Facilities	V0726	28	18	Radiant Panels	Remote Sensor Adj.	Yes	Comfort Cooled Fresh Air	Central Supply and Extract	6	10	positive to wc	G4	43	41		100	n/a	None	A	80	Presence detection	Floor 0m	See Guidance Notes	n/a
		Female Staff Changing and Lockers	1	70.0 Changing Facilities	V0726	28	18	Radiant Panels	Remote Sensor Adj.	Yes	Comfort Cooled Fresh Air	Central Supply and Extract	6	10	positive to wc	G4	43	41		100	n/a	None	A	80	Presence detection	Floor 0m	See Guidance Notes	n/a
		Footwear Machine Washing Area	1	4.0 Dirty utility	Y0431	28	18	Adjacent Space Transfer Air	None	No	None	Central Dirty Extract	0	6	Negative	None	43	41		200	n/a	None	A	80	Presence detection	Floor 0m	See Guidance Notes	n/a
		General X-Ray Room	2	33.0 Diagnostic room	E0128	25	18	Warm Air - Reheat Battery	BMS Adjustable Sensor	Yes	Comfort Cooled	Central Supply and Extract	to suit location	to suit location	Balanced	F7	43	41		300	n/a	1000	A	80	Switch / Dimmer	General working plane 1m	See Guidance Notes	1
		Changing Cubicles	5	4.0 Changing Facilities	V0726	28	18	Radiant Panels	Remote Sensor Adj.	Yes	Comfort Cooled Fresh Air	Central Supply and Extract	6	10	positive to wc	G4	43	41		100	n/a	None	A	80	Presence detection	Floor 0m	See Guidance Notes	n/a
		Screening Room (fluoroscopy)	1	39.0 Diagnostic room	E0218-01	25	18	Warm Air - Reheat Battery	BMS Adjustable Sensor	Yes	Comfort Cooled	Central Supply and Extract	to suit location	to suit location	Balanced	F7	43	41		300	n/a	1000	A	80	Switch / Dimmer	General working plane 1m	See Guidance Notes	1
		Preparation Room	1	10.0 Consulting Room	T0526-?	28	18	Radiant Panels	Remote Sensor Adj.	Yes	Comfort Cooled Fresh Air	Central Supply and Extract	3	3	Balanced	G4	43	41		300	n/a	1000	A	80	Switch	Bed / Trolley 1.45m	See Guidance Notes	1
		Ultrasound Room	2	16.0 Diagnostic room	E0115	25	18	Warm Air - Reheat Battery	BMS Adjustable Sensor	Yes	Comfort Cooled	Central Supply and Extract	to suit location	to suit location	Balanced	F7	43	41		300	n/a	1000	A	80	Switch / Dimmer	General working plane 1m	See Guidance Notes	1
		Dental Room	1	20.0 Consulting Room	E0135	28	18	Radiant Panels	Remote Sensor Adj.	Yes	Comfort Cooled Fresh Air	Central Supply and Extract	3	3	Balanced	G4	43	41		300	n/a	1000	A	80	Switch	Bed / Trolley 1.45m	See Guidance Notes	1
		Main Reporting	1	25.0 Cellular / Ward Offices	M0251	25	18	Radiant Panels	Remote Sensor Adj.	Yes	Comfort Cooled Fresh Air	Central Supply and Extract	4	4	Balanced	G4	43	n/a		300	n/a	None	A	80	Switch	Desk 0.75 to 0.85m	See Guidance Notes	n/a
		Acute Reporting	1	10.0 Cellular / Ward Offices	M0251	25	18	Radiant Panels	Remote Sensor Adj.	Yes	Comfort Cooled Fresh Air	Central Supply and Extract	4	4	Balanced	G4	43	n/a		300	n/a	None	A	80	Switch	Desk 0.75 to 0.85m	See Guidance Notes	n/a
		MRI Reporting	1	10.0 Cellular / Ward Offices	M0251	25	18	Radiant Panels	Remote Sensor Adj.	Yes	Comfort Cooled Fresh Air	Central Supply and Extract	4	4	Balanced	G4	43	n/a		300	n/a	None	A	80	Switch	Desk 0.75 to 0.85m	See Guidance Notes	n/a
		Processing Area	1	30.0 Diagnostic room	M0251	25	18	Warm Air - Reheat Battery	BMS Adjustable Sensor	Yes	Comfort Cooled	Central Supply and Extract	to suit location	to suit location	Balanced	F7	43	41		300	n/a	1000	A	80	Switch / Dimmer	General working plane 1m	See Guidance Notes	1
		Gamma Camera	2	40.0 Diagnostic room	E0176	25	18	Warm Air - Reheat Battery	BMS Adjustable Sensor	Yes	Comfort Cooled	Central Supply and Extract	to suit location	to suit location	Balanced	F7	43	41		300	n/a	1000	A	80	Switch / Dimmer	General working plane 1m	See Guidance Notes	1
		Gamma Camera Control Area	1	17.0 Consulting Room	E0604-04	28	18	Radiant Panels	Remote Sensor Adj.	Yes	Comfort Cooled Fresh Air	Central Supply and Extract	3	3	Balanced	G4	43	41		300	n/a	1000	A	80	Switch	Bed / Trolley 1.45m	See Guidance Notes	1
		Radioactive Waste Store	1	2.0 Storage Area Equipment	W1585-??	28	16	Radiant Panels	Remote Sensor Adj.	No	None	Central General Extract	0	3	Negative	None	43	n/a		200	n/a	None	A	80	Presence detection	Floor 0m	See Guidance Notes	n/a
		WC Ambulant (Hot)	2	4.5 Toilet	V0922-03	28	18	Adjacent Space Transfer Air	None	No	None	Central Dirty Extract	0	10	Negative	None	43	41		200	n/a	None	A	80	Presence detection	Floor 0m	See Guidance Notes	n/a
		Injection Room	2	8.0 Consulting Room	E0715	28	18	Radiant Panels	Remote Sensor Adj.	Yes	Comfort Cooled Fresh Air	Central Supply and Extract	3	3	Balanced	G4	43	41		300	n/a	1000	A	80	Switch	Bed / Trolley 1.45m	See Guidance Notes	1
		Preparation Room	1	14.0 Consulting Room	T0526-?	28	18	Radiant Panels	Remote Sensor Adj.	Yes	Comfort Cooled Fresh Air	Central Supply and Extract	3	3	Balanced	G4	43	41		300	n/a	1000	A	80	Switch	Bed / Trolley 1.45m	See Guidance Notes	1
		Hot Waiting Area	2	10.0 Waiting Room	J0132-02	28	18	Radiant Panels	Remote Sensor Adj.	Yes	Comfort Cooled Fresh Air	Central Supply and Extract	5	5	Balanced	G4	43	n/a		300	n/a	None	A	80	Switch	Floor 0m	See Guidance Notes	n/a
		Cold Waiting Area	2	10.0 Waiting Room	J0132-02	28	18	Radiant Panels	Remote Sensor Adj.	Yes	Comfort Cooled Fresh Air	Central Supply and Extract	5	5	Balanced	G4	43	n/a		300	n/a	None	A	80	Switch	Floor 0m	See Guidance Notes	n/a
		Stress Room (myocardial work)	1	14.0 Consulting Room	C0224-04	28	18	Radiant Panels	Remote Sensor Adj.	Yes	Comfort Cooled Fresh Air	Central Supply and Extract	3	3	Balanced	G4	43	41		300	n/a	1000	A	80	Switch	Bed / Trolley 1.45m	See Guidance Notes	1
		Changing Cubicles	2	4.0 Changing Facilities	V0726	28	18	Radiant Panels	Remote Sensor Adj.	Yes	Comfort Cooled Fresh Air	Central Supply and Extract	6	10	positive to wc	G4	43	41		100	n/a	None	A	80	Presence detection	Floor 0m	See Guidance Notes	n/a
		Counting Laboratory	1	14.0 Laboratory	L1804	25	18	Radiant Panels	Remote Sensor Adj.	Yes	Ceiling Cassette - Chilled Water	Central Supply and Extract	6	6	Balanced	F7	43	60		500	n/a	None	A	80	Switch	Desk 0.75 to 0.85m	See Guidance Notes	n/a
		Beverage Bay	1	3.0 Tea Making	P0625	28	18	Adjacent Space Transfer Air	None	No	None	Central General Extract	0	5	Negative	None	43	41		200	n/a	None	A	80	switch	Floor 0m	See Guidance Notes	n/a
		Admin Office	1	10.0 Cellular / Ward Offices	M0251	25	18	Radiant Panels	Remote Sensor Adj.	Yes	Comfort Cooled Fresh Air	Central Supply and Extract	4	4	Balanced	G4	43	n/a		300	n/a	None	A	80	Switch	Desk 0.75 to 0.85m	See Guidance Notes	n/a
		WC Ambulant (Cold)	1	4.5 Toilet	V1010	28	18	Adjacent Space Transfer Air	None	No	None	Central Dirty Extract	0	10	Negative	None	43	41		200	n/a	None	A	80	Presence detection	Floor 0m	See Guidance Notes	n/a
		Recovery Area	1	15.0 Recovery Bay / Recovery Room	C0522-04	28	20	Radiant Panels	Remote Sensor Adj.	Yes	Comfort Cooled Fresh Air	Central Supply and Extract	15	15	Balanced	G4	43	41		500	n/a	1000	A	80	Switch / Dimmer	Bed / Trolley 1.45m	See Guidance Notes	n/a
		Gamma Camera Reporting	1	10.0 Cellular / Ward Offices	M0251	25	18	Radiant Panels	Remote Sensor Adj.	Yes	Comfort Cooled Fresh Air	Central Supply and Extract	4	4	Balanced	G4	43	n/a		300	n/a	None	A	80	Switch	Desk 0.75 to 0.85m	See Guidance Notes	n/a
		Medical Physics Office	1	10.0 Cellular / Ward Offices	M0251	25	18	Radiant Panels	Remote Sensor Adj.	Yes	Comfort Cooled Fresh Air	Central Supply and Extract	4	4	Balanced	G4	43	n/a		300	n/a	None	A	80	Switch	Desk 0.75 to 0.85m	See Guidance Notes	n/a
		Emergency Shower	1	2.5 Bathroom	V1643-01	28	20	Adjacent Space Transfer Air	None	No	None	Central Dirty Extract	0	10	Negative	None	43	41		200	n/a	None	A	80	Presence detection	Floor 0m	See Guidance Notes	n/a
		Reception Area	1	8.0 Reception	J0132-01	28	18	Radiant Panels	Remote Sensor Adj.	Yes	Comfort Cooled Fresh Air	Central Supply Air	4	4	Balanced	G4	43	n/a		300	n/a	None	A	80	Switch	Desk 0.75 to 0.85m	See Guidance Notes	n/a
		Admin Office	1	10 Cellular / Ward Offices	M0251	25	18	Radiant Panels	Remote Sensor Adj.	Yes	Comfort Cooled Fresh Air	Central Supply and Extract	4	4	Balanced	G4	43	n/a		300	n/a	None	A	80	Switch	Desk 0.75 to 0.85m	See Guidance Notes	n/a
		Waiting Area - Main Dept	1	50.0 Waiting Room	J0132-02	28	18	Radiant Panels	Remote Sensor Adj.	Yes	Comfort Cooled Fresh Air	Central Supply and Extract	5	5	Balanced	G4	43	n/a		300	n/a	None	A	80	Switch	Floor 0m	See Guidance Notes	n/a
		Baby Infant / Feeding Room	1	4.0 Baby Feeding	S0012	25	18	Radiant Panels	Remote Sensor Adj.	No	None	Central Supply Air	5	0	Positive	G4	43	41		100	n/a	None	A	80	Presence detection	Floor 0m	See Guidance Notes	n/a
		Nappy Change Room with handwash	1	4.0 Toilet	V1131	28	18	Adjacent Space Transfer Air	None	No	None	Central Dirty Extract	0	10	Negative	None	43	41		200	n/a	None	A	80	Presence detection	Floor 0m	See Guidance Notes	n/a
		WC - Wheelchair accessible	2	4.5 Toilet	V0922	28	18	Adjacent Space Transfer Air	None	No	None	Central Dirty Extract	0	10	Negative	None	43	41		200	n/a	None	A	80	Presence detection	Floor 0m	See Guidance Notes	n/a
		Resuscitation Trolley Bay	1	1.0 Circulation Equipment Storage Bays	G0180-01	28	16	Adjacent Space Transfer Air	None	No	None	Central General Extract	0	3	Negative	None	43	n/a		200	n/a	None	A	80	Presence detection	Floor 0m	See Guidance Notes	n/a
		Reception	1	8.0 Reception	J0132-01	28	18	Radiant Panels	Remote Sensor Adj.	Yes	Comfort Cooled Fresh Air	Central Supply Air	4	4	Balanced	G4	43	n/a		300	n/a	None	A	80	Switch	Desk 0.75 to 0.85m	See Guidance Notes	n/a
		Admin Office	1	28.7 Cellular / Ward Offices	M0251	25	18	Radiant Panels	Remote Sensor Adj.	Yes	Comfort Cooled Fresh Air	Central Supply and Extract	4	4	Balanced	G4	43	n/a		300	n/a	None	A	80	Switch	Desk 0.75 to 0.85m	See Guidance Notes	n/a
		Waiting Area	1	35.0 Waiting Room	J0132-02	28	18	Radiant Panels	Remote Sensor Adj.	Yes	Comfort Cooled Fresh Air	Central Supply and Extract	5	5	Balanced	G4	43	n/a		300	n/a	None	A	80	Switch	Floor 0m	See Guidance Notes	n/a
		WC - Patients	1	3.0 Toilet	V1010	28	18	Adjacent Space Transfer Air	None	No	None	Central Dirty Extract	0	10	Negative	None	43	41		200	n/a	None	A	80	Presence detection	Floor 0m	See Guidance Notes	n/a
		WC - Wheelchair accessible	1	4.5 Toilet	V0922	28	18	Adjacent Space Transfer Air	None	No	None	Central Dirty Extract	0	10	Negative	None	43	41		200	n/a	None	A	80	Presence detection	Floor 0m	See Guidance Notes	n/a
		Acute Reporting	1	25.0 Cellular / Ward Offices	M0251	25	18	Radiant Panels	Remote Sensor Adj.	Yes	Comfort Cooled Fresh Air	Central Supply and Extract	4	4	Balanced	G4	43	n/a		300	n/a	None	A	80	Switch	Desk 0.75 to 0.85m	See Guidance Notes	n/a
		Quiet Reporting	1	20.0 Cellular / Ward Offices	M0251	25	18	Radiant Panels	Remote Sensor Adj.	Yes	Comfort Cooled Fresh Air	Central Supply and Extract	4	4	Balanced	G4												

RHSC / DCN Environmental Matrix

Dept	Room Name	Qty	Room Function	ADB Code	Temp (max)	Temp (min)	Heating Type	Heating Control	Cooling (present)	Cooling (type)	Ventilation (type)	Supply (ach/hr)	Extract (ach/hr)	Relative pressure	Min filtration	Surface temp	Water temp	Safety Notes	Normal lux	Night lux	Local lux	Standby grade	Colour render	Control	Plane	Medical Location	
Q1	Store Room	1	20.0 Storage Area Equipment	W1585-??	28	16	Radiant Panels	Remote Sensor Adj.	No	None	Central General Extract	0	3	Negative	None	43	n/a		200	n/a	None	A	80	Presence detection	Floor 0m	See Guidance Notes	n/a
	Disposal Hold	2	10.0 Disposal Hold	Y0646	28	18	Adjacent Space Transfer Air	None	No	None	Central Dirty Extract	0	10	Negative	None	43	n/a		100	n/a	None	A	90	Presence detection	Floor 0m	See Guidance Notes	n/a
	DSR	1	7.0 DSR	Y1510	28	18	Adjacent Space Transfer Air	None	No	None	Central Dirty Extract	0	6	Negative	None	43	60		100	n/a	None	A	90	Presence detection	Floor 0m	See Guidance Notes	n/a
	IPS Room	1	1.0 IPS Room	Engineering	Manufacturer Dependant	Manufacturer Dependant	None	None	No	None	Central General Extract	0	3	Negative	None	43	n/a	0	n/a	n/a	None	A	80	Presence detection	Floor 0m	See Guidance Notes	n/a
	Linen Bay	2	1.5 Linen Bay	W1594-01	28	16	Adjacent Space Transfer Air	None	No	None	Central Extract	0	3	Negative	None	43	n/a		200	n/a	None	A	80	Presence detection	Floor 0m	See Guidance Notes	n/a
	Photocopy Room	1	6 Cellular / Ward Offices	M0251	25	18	Radiant Panels	Remote Sensor Adj.	Yes	Comfort Cooled Fresh Air	Central Supply and Extract	4	4	Balanced	G4	43	n/a		300	n/a	None	A	80	Switch	Desk 0.75 to 0.85m	See Guidance Notes	n/a
	MRI Room	1	45.0 Diagnostic room	E0801	25	18	Warm Air - Reheat Battery	BMS Adjustable Sensor	Yes	Comfort Cooled Fresh Air	Central Supply and Extract	to suit location	to suit location	Balanced	F7	43	41		300	n/a	1000	A	80	Switch / Dimmer	General working plane 1m	See Guidance Notes	1
	Control Room - CT/MRI	1	24.0 Cellular / Ward Offices	E0604-01	25	18	Radiant Panels	Remote Sensor Adj.	Yes	Comfort Cooled Fresh Air	Central Supply and Extract	4	4	Balanced	G4	43	n/a		300	n/a	None	A	80	Switch	Desk 0.75 to 0.85m	See Guidance Notes	n/a
	Equipment Room - MRI	1	16.0 IT equipment (comms server)	E0311	25	18	None	None	Yes	Ceiling Cassette - Chilled Water	Central General Extract	0	2	Negative	None	n/a	n/a		300	n/a	None	A	80	Switch	Floor 0m	See Guidance Notes	n/a
	CT Room	1	36.0 Diagnostic room	E0601-01	25	18	Warm Air - Reheat Battery	BMS Adjustable Sensor	Yes	Comfort Cooled Fresh Air	Central Supply and Extract	to suit location	to suit location	Balanced	F7	43	41		300	n/a	1000	A	80	Switch / Dimmer	General working plane 1m	See Guidance Notes	1
	WC - Wheelchair accessible	1	4.5 Toilet	V0922	28	18	Adjacent Space Transfer Air	None	No	None	Central Dirty Extract	0	10	Negative	None	43	41		200	n/a	None	A	80	Presence detection	Floor 0m	See Guidance Notes	n/a
	Changing Cubicles	2	4.0 Changing Facilities	V0726	28	18	Radiant Panels	Remote Sensor Adj.	Yes	Comfort Cooled Fresh Air	Central Supply and Extract	6	10	positive to wc	G4	43	41		100	n/a	None	A	80	Presence detection	Floor 0m	See Guidance Notes	n/a
	Baby Infant / Feeding Room	1	4.0 Baby Feeding	S0012	25	18	Radiant Panels	Remote Sensor Adj.	No	None	Central Supply Air	5	0	Positive	G4	43	41		100	n/a	None	A	80	Presence detection	Floor 0m	See Guidance Notes	n/a
	Induction Area - 1 place	1	16.0 Treatment Room	X0145-01	28	18	Radiant Panels	Remote Sensor Adj.	Yes	Comfort Cooled Fresh Air	Central Supply Air	10	0	Positive	F7	43	41		500	n/a	1000	A	90	Switch	Bed / Trolley 1.45m	See Guidance Notes	n/a
	Recovery Area - 1 place	1	16.0 Treatment Room	B2417-01	28	18	Radiant Panels	Remote Sensor Adj.	Yes	Comfort Cooled Fresh Air	Central Supply Air	10	0	Positive	F7	43	41		500	n/a	1000	A	90	Switch	Bed / Trolley 1.45m	See Guidance Notes	n/a
	Waiting Area	1	12.0 Waiting Room	J0132-02	28	18	Radiant Panels	Remote Sensor Adj.	Yes	Comfort Cooled Fresh Air	Central Supply and Extract	5	5	Balanced	G4	43	n/a		300	n/a	None	A	80	Switch	Floor 0m	See Guidance Notes	n/a
	Trolley Bay	2	4.0 Circulation Equipment Storage Bays	J1624	28	16	Adjacent Space Transfer Air	None	No	None	Central General Extract	0	3	Negative	None	43	n/a		200	n/a	None	A	80	Presence detection	Floor 0m	See Guidance Notes	n/a
	Adult Waiting Area	1	8.0 Waiting Room	J0132-02	28	18	Radiant Panels	Remote Sensor Adj.	Yes	Comfort Cooled Fresh Air	Central Supply and Extract	5	5	Balanced	G4	43	n/a		300	n/a	None	A	80	Switch	Floor 0m	See Guidance Notes	n/a
	WC - Wheelchair accessible & change	1	7.0 Toilet	V0922	28	18	Adjacent Space Transfer Air	None	No	None	Central Dirty Extract	0	10	Negative	None	43	41		200	n/a	None	A	80	Presence detection	Floor 0m	See Guidance Notes	n/a
	WC - Wheelchair accessible	1	4.5 Toilet	V0922	28	18	Adjacent Space Transfer Air	None	No	None	Central Dirty Extract	0	10	Negative	None	43	41		200	n/a	None	A	80	Presence detection	Floor 0m	See Guidance Notes	n/a
	CT Room	1	36.0 Diagnostic room	E0601	25	18	Warm Air - Reheat Battery	BMS Adjustable Sensor	Yes	Comfort Cooled Fresh Air	Central Supply and Extract	to suit location	to suit location	Balanced	F7	43	41		300	n/a	1000	A	80	Switch / Dimmer	General working plane 1m	See Guidance Notes	1
	Control Room - CT	1	16.0 Cellular / Ward Offices	E0604-02	25	18	Radiant Panels	Remote Sensor Adj.	Yes	Comfort Cooled Fresh Air	Central Supply and Extract	4	4	Balanced	G4	43	n/a		300	n/a	None	A	80	Switch	Desk 0.75 to 0.85m	See Guidance Notes	n/a
	Preparation Room	1	14.0 Consulting Room	T0526-?	28	18	Radiant Panels	Remote Sensor Adj.	Yes	Comfort Cooled Fresh Air	Central Supply and Extract	3	3	Balanced	G4	43	41		300	n/a	1000	A	80	Switch	Bed / Trolley 1.45m	See Guidance Notes	1
	Injection Room	1	12.0 Treatment Room	E0715	28	18	Radiant Panels	Remote Sensor Adj.	Yes	Comfort Cooled Fresh Air	Central Supply Air	10	0	Positive	F7	43	41		500	n/a	1000	A	90	Switch	Bed / Trolley 1.45m	See Guidance Notes	n/a
	Changing Cubicles	2	4.0 Changing Facilities	V0726	28	18	Radiant Panels	Remote Sensor Adj.	Yes	Comfort Cooled Fresh Air	Central Supply and Extract	6	10	positive to wc	G4	43	41		100	n/a	None	A	80	Presence detection	Floor 0m	See Guidance Notes	n/a
	Inpatient Holding Bays	1	43.2 Circulation Equipment Storage Bays	J0132-02	28	16	Adjacent Space Transfer Air	None	No	None	Central General Extract	0	3	Negative	None	43	n/a		200	n/a	None	A	80	Presence detection	Floor 0m	See Guidance Notes	n/a
	Toilets	1	3.0 Toilet	V1010	28	18	Adjacent Space Transfer Air	None	No	None	Central Dirty Extract	0	10	Negative	None	43	41		200	n/a	None	A	80	Presence detection	Floor 0m	See Guidance Notes	n/a
	Disabled Toilet	1	4.5 Toilet	V0922	28	18	Adjacent Space Transfer Air	None	No	None	Central Dirty Extract	0	10	Negative	None	43	41		200	n/a	None	A	80	Presence detection	Floor 0m	See Guidance Notes	n/a
	MRI Room	2	45.0 Diagnostic room	E0801-01	25	18	Warm Air - Reheat Battery	BMS Adjustable Sensor	Yes	Comfort Cooled Fresh Air	Central Supply and Extract	to suit location	to suit location	Balanced	F7	43	41		300	n/a	1000	A	80	Switch / Dimmer	General working plane 1m	See Guidance Notes	1
	Control Room - MRI	1	24.0 Cellular / Ward Offices	E0604-03	25	18	Radiant Panels	Remote Sensor Adj.	Yes	Comfort Cooled Fresh Air	Central Supply and Extract	4	4	Balanced	G4	43	n/a		300	n/a	None	A	80	Switch	Desk 0.75 to 0.85m	See Guidance Notes	n/a
	Equipment Room	2	16.0 Storage Area Equipment	W1585	28	16	Radiant Panels	Remote Sensor Adj.	No	None	Central General Extract	0	3	Negative	None	43	n/a		200	n/a	None	A	80	Presence detection	Floor 0m	See Guidance Notes	n/a
	Preparation Room	1	14.0 Consulting Room	T0526-?	28	18	Radiant Panels	Remote Sensor Adj.	Yes	Comfort Cooled Fresh Air	Central Supply and Extract	3	3	Balanced	G4	43	41		300	n/a	1000	A	80	Switch	Bed / Trolley 1.45m	See Guidance Notes	1
	Injection Room	1	12.0 Consulting Room	E0715	28	18	Radiant Panels	Remote Sensor Adj.	Yes	Comfort Cooled Fresh Air	Central Supply and Extract	3	3	Balanced	G4	43	41		300	n/a	1000	A	80	Switch	Bed / Trolley 1.45m	See Guidance Notes	1
	Sub Wait	1	6.0 Waiting Room	J0132-02	28	18	Radiant Panels	Remote Sensor Adj.	Yes	Comfort Cooled Fresh Air	Central Supply and Extract	5	5	Balanced	G4	43	n/a		300	n/a	None	A	80	Switch	Floor 0m	See Guidance Notes	n/a
	Changing Cubicles	6	4.0 Changing Facilities	V0726	28	18	Radiant Panels	Remote Sensor Adj.	Yes	Comfort Cooled Fresh Air	Central Supply and Extract	6	10	positive to wc	G4	43	41		100	n/a	None	A	80	Presence detection	Floor 0m	See Guidance Notes	n/a
	Recovery Bays	1	8.0 Circulation Equipment Storage Bays	B2417-01	28	16	Adjacent Space Transfer Air	None	No	None	Central General Extract	0	3	Negative	None	43	n/a		200	n/a	None	A	80	Presence detection	Floor 0m	See Guidance Notes	n/a
	Toilets	1	3.0 Toilet	V1010	28	18	Adjacent Space Transfer Air	None	No	None	Central Dirty Extract	0	10	Negative	None	43	41		200	n/a	None	A	80	Presence detection	Floor 0m	See Guidance Notes	n/a
	Disabled Toilet	1	4.5 Toilet	V0922	28	18	Adjacent Space Transfer Air	None	No	None	Central Dirty Extract	0	10	Negative	None	43	41		200	n/a	None	A	80	Presence detection	Floor 0m	See Guidance Notes	n/a
	MRI Room	1	45.0 Diagnostic room	E0801-01	25	18	Warm Air - Reheat Battery	BMS Adjustable Sensor	Yes	Comfort Cooled Fresh Air	Central Supply and Extract	to suit location	to suit location	Balanced	F7	43	41		300	n/a	1000	A	80	Switch / Dimmer	General working plane 1m	See Guidance Notes	1
	Control Room - MRI	1	24.0 Cellular / Ward Offices	E0604-03	25	18	Radiant Panels	Remote Sensor Adj.	Yes	Comfort Cooled Fresh Air	Central Supply and Extract	4	4	Balanced	G4	43	n/a		300	n/a	None	A	80	Switch	Desk 0.75 to 0.85m	See Guidance Notes	n/a
	Equipment Room	1	16.0 Storage Area Equipment	W1585	28	16	Radiant Panels	Remote Sensor Adj.	No	None	Central General Extract	0	3	Negative	None	43	n/a		200	n/a	None	A	80	Presence detection	Floor 0m	See Guidance Notes	n/a
	Equipment Store	1	6.0 Storage Area Equipment	W1585	28	16	Radiant Panels	Remote Sensor Adj.	No	None	Central General Extract	0	3	Negative	None	43	n/a		200	n/a	None	A	80	Presence detection	Floor 0m	See Guidance Notes	n/a
	University Staff Office	1	10.0 Cellular / Ward Offices	M0251	25	18	Radiant Panels	Remote Sensor Adj.	Yes	Comfort Cooled Fresh Air	Central Supply and Extract	4	4	Balanced	G4	43	n/a		300	n/a	None	A	80	Switch	Desk 0.75 to 0.85m	See Guidance Notes	n/a
	Store Room	1	20.0 Storage Area Equipment	W1585-??	28	16	Radiant Panels	Remote Sensor Adj.	No	None	Central General Extract	0	3	Negative	None	43	n/a		200	n/a	None	A	80	Presence detection	Floor 0m	See Guidance Notes	n/a
	DSR	1	7.0 DSR	Y1510	28	18	Adjacent Space Transfer Air	None	No	None	Central Dirty Extract	0	6	Negative	None	43	60		100	n/a	None	A	90	Presence detection	Floor 0m	See Guidance Notes	n/a
	Dirty Utility	1	9.0 Dirty utility	Y0431	28	18	Adjacent Space Transfer Air	None	No	None	Central Dirty Extract	0	6	Negative	None	43	41		200	n/a	None	A	80	Presence detection	Floor 0m	See Guidance Notes	n/a
	IPS Room	1	3.0 IPS Room	Engineering	Manufacturer Dependant	Manufacturer Dependant	None	None	No	None	Central General Extract	0	3	Negative	None	43	n/a	0	n/a	n/a	None	A	80	Presence detection	Floor 0m	See Guidance Notes	n/a
Clean Utility	1	10.0 Clean Utility	T0101	28	18	Radiant Panels	Remote Sensor Adj.	Yes	Comfort Cooled Fresh Air	Central Supply Air	6	0	Positive	G4	43	41		150	n/a	None	A	80	Presence detection	General working plane 1m	See Guidance Notes	n/a	
Staff WC	1	3.0 Toilet	V1010	28	18	Adjacent Space Transfer Air	None	No	None	Central Dirty Extract	0	10	Negative	None	43	41		200	n/a	None	A	80	Presence detection	Floor 0m	See Guidance Notes	n/a	
Male Staff Changing and Lockers	1	27.0 Changing Facilities	V0726	28	18	Radiant Panels	Remote Sensor Adj.	Yes	Comfort Cooled Fresh Air	Central Supply and Extract	6	10	positive to wc	G4	43	41		100	n/a	None	A	80	Presence detection	Floor 0m	See Guidance Notes	n/a	
Female Staff Changing and Lockers	1	65.0 Changing Facilities	V0726	28	18	Radiant Panels	Remote Sensor Adj.	Yes	Comfort Cooled Fresh Air	Central Supply and Extract	6	10	positive to wc	G4	43	41		100	n/a	None	A	80	Presence detection	Floor 0m	See Guidance Notes	n/a	
Staff WC	2	3.0 Toilet	V1010	28	18	Adjacent Space Transfer Air	None	No	None	Central Dirty Extract	0	10	Negative	None	43	41		200	n/a	None	A	80	Presence detection	Floor 0m	See Guidance Notes	n/a	
Resource Room / Library	1	39.0 Open Plan Office	H1313-03	25	18	Radiant Panels	Remote Sensor Adj.	Yes	Comfort Cooled Fresh Air	Central Supply and Extract	4	4	Balanced	G4	43	n											

RHSC / DCN Environmental Matrix

Dept	Dept	Room Name	Qty	Room Function	ADB Code	Temp (max)	Temp (min)	Heating Type	Heating Control	Cooling (present)	Cooling (type)	Ventilation (type)	Supply (ach/hr)	Extract (ach/hr)	Relative pressure	Min filtration	Surface temp	Water temp	Safety Notes	Normal lux	Night lux	Local lux	Standby grade	Colour render	Control	Plane	Medical Location
		Superintendent/PACS Manager/Radiographers/Nursing Office	1	28.7 Cellular / Ward Offices	M0251	25	18	Radiant Panels	Remote Sensor Adj.	Yes	Comfort Cooled Fresh Air	Central Supply and Extract	4	4	Balanced	G4	43	n/a	300	n/a	None	A	80	Switch	Desk 0.75 to 0.85m	See Guidance Notes	n/a
		Meeting Room - 6 person	1	9.0 Meeting Room	H1313-02	25	18	Radiant Panels	Remote Sensor Adj.	Yes	Ceiling Cassette - Chilled Water	Central Supply and Extract	10 l/s per person	10 l/s per person	Balanced	G4	43	n/a	300	n/a	None	A	80	Switch	Desk 0.75 to 0.85m	See Guidance Notes	n/a
		Meeting Room - 4 person	2	6.0 Meeting Room	H1313-01	25	18	Radiant Panels	Remote Sensor Adj.	Yes	Ceiling Cassette - Chilled Water	Central Supply and Extract	10 l/s per person	10 l/s per person	Balanced	G4	43	n/a	300	n/a	None	A	80	Switch	Desk 0.75 to 0.85m	See Guidance Notes	n/a
		2nd Floor Desks	1	233.7 Open Plan Office	M0132-01	25	18	Radiant Panels	Remote Sensor Adj.	Yes	Comfort Cooled Fresh Air	Central Supply and Extract	4	4	Balanced	G4	43	n/a	300	n/a	None	A	80	Switch	Desk 0.75 to 0.85m	See Guidance Notes	n/a
		2nd Floor Desks	1	143.5 Open Plan Office	M0132-01	25	18	Radiant Panels	Remote Sensor Adj.	Yes	Comfort Cooled Fresh Air	Central Supply and Extract	4	4	Balanced	G4	43	n/a	300	n/a	None	A	80	Switch	Desk 0.75 to 0.85m	See Guidance Notes	n/a
		2nd Floor Desks	1	180.4 Open Plan Office	M0132-01	25	18	Radiant Panels	Remote Sensor Adj.	Yes	Comfort Cooled Fresh Air	Central Supply and Extract	4	4	Balanced	G4	43	n/a	300	n/a	None	A	80	Switch	Desk 0.75 to 0.85m	See Guidance Notes	n/a
		2nd Floor Desks	1	221.4 Open Plan Office	M0132-01	25	18	Radiant Panels	Remote Sensor Adj.	Yes	Comfort Cooled Fresh Air	Central Supply and Extract	4	4	Balanced	G4	43	n/a	300	n/a	None	A	80	Switch	Desk 0.75 to 0.85m	See Guidance Notes	n/a
		2nd Floor Desks	1	69.7 Open Plan Office	M0132-01	25	18	Radiant Panels	Remote Sensor Adj.	Yes	Comfort Cooled Fresh Air	Central Supply and Extract	4	4	Balanced	G4	43	n/a	300	n/a	None	A	80	Switch	Desk 0.75 to 0.85m	See Guidance Notes	n/a
		2nd Floor Desks	1	147.6 Open Plan Office	M0132-01	25	18	Radiant Panels	Remote Sensor Adj.	Yes	Comfort Cooled Fresh Air	Central Supply and Extract	4	4	Balanced	G4	43	n/a	300	n/a	None	A	80	Switch	Desk 0.75 to 0.85m	See Guidance Notes	n/a
		2nd Floor Desks	1	180.4 Open Plan Office	M0132-01	25	18	Radiant Panels	Remote Sensor Adj.	Yes	Comfort Cooled Fresh Air	Central Supply and Extract	4	4	Balanced	G4	43	n/a	300	n/a	None	A	80	Switch	Desk 0.75 to 0.85m	See Guidance Notes	n/a
		Meeting Room - 4 person	7	6.0 Cellular / Ward Offices	M0251	25	18	Radiant Panels	Remote Sensor Adj.	Yes	Comfort Cooled Fresh Air	Central Supply and Extract	4	4	Balanced	G4	43	n/a	300	n/a	None	A	80	Switch	Desk 0.75 to 0.85m	See Guidance Notes	n/a
		Meeting Room - 6 person	2	9.0 Cellular / Ward Offices	M0251	25	18	Radiant Panels	Remote Sensor Adj.	Yes	Comfort Cooled Fresh Air	Central Supply and Extract	4	4	Balanced	G4	43	n/a	300	n/a	None	A	80	Switch	Desk 0.75 to 0.85m	See Guidance Notes	n/a
		Dictation/ 1:1/Phone Booth	18	4.2 Cellular / Ward Offices	M0251-01	25	18	Radiant Panels	Remote Sensor Adj.	Yes	Comfort Cooled Fresh Air	Central Supply and Extract	4	4	Balanced	G4	43	n/a	300	n/a	None	A	80	Switch	Desk 0.75 to 0.85m	See Guidance Notes	n/a
		WC - Wheelchair Accessible	2	4.5 Toilet	V0922	28	18	Adjacent Space Transfer Air	None	No	None	Central Dirty Extract	0	10	Negative	None	43	41	200	n/a	None	A	80	Presence detection	Floor 0m	See Guidance Notes	n/a
		WC - Staff (Male)	1	17.0 Toilet	V1010	28	18	Adjacent Space Transfer Air	None	No	None	Central Dirty Extract	0	10	Negative	None	43	41	200	n/a	None	A	80	Presence detection	Floor 0m	See Guidance Notes	n/a
		WC - Staff (Male)	1	11.0 toilet	V1010	28	18	Adjacent Space Transfer Air	None	No	None	Central Dirty Extract	0	10	Negative	None	43	41	200	n/a	None	A	80	Presence detection	Floor 0m	See Guidance Notes	n/a
		WC - Staff (Female)	1	18.0 toilet	V1010	28	18	Adjacent Space Transfer Air	None	No	None	Central Dirty Extract	0	10	Negative	None	43	41	200	n/a	None	A	80	Presence detection	Floor 0m	See Guidance Notes	n/a
		WC - Staff (Female)	1	21.0 Toilet	V1010	28	18	Adjacent Space Transfer Air	None	No	None	Central Dirty Extract	0	10	Negative	None	43	41	200	n/a	None	A	80	Presence detection	Floor 0m	See Guidance Notes	n/a
		Store Clinical	1	24.0 Storage Area Equipment	W1585	28	16	Radiant Panels	Remote Sensor Adj.	No	None	Central General Extract	0	3	Negative	None	43	n/a	200	n/a	None	A	80	Presence detection	Floor 0m	See Guidance Notes	n/a
		Beverage Bay	1	3.0 Tea Making	P0625	28	18	Adjacent Space Transfer Air	None	No	None	Central General Extract	0	5	Negative	None	43	41	200	n/a	None	A	80	switch	Floor 0m	See Guidance Notes	n/a
		Printer/Photocopier Room	1	16.0 Cellular / Ward Offices	M0251	25	18	Radiant Panels	Remote Sensor Adj.	Yes	Comfort Cooled Fresh Air	Central Supply and Extract	4	4	Balanced	G4	43	n/a	300	n/a	None	A	80	Switch	Desk 0.75 to 0.85m	See Guidance Notes	n/a
		Staff Room	1	12.0 Common room/staff room/lounge	D0608-03	28	18	Radiant Panels	Remote Sensor Adj.	Yes	Comfort Cooled Fresh Air	Central Supply and Extract	6	8	Negative	G4	43	41	300	n/a	None	A	80	Switch	Floor 0m	See Guidance Notes	n/a
		DSR	2	7.0 DSR	Y1510	28	18	Adjacent Space Transfer Air	None	No	None	Central Dirty Extract	0	10	Negative	None	43	60	100	n/a	None	A	90	Presence detection	Floor 0m	See Guidance Notes	n/a
		Disposal Hold (small)	1	4.0 Disposal Hold	Y0646	28	18	Adjacent Space Transfer Air	None	No	None	Central Dirty Extract	0	10	Negative	None	43	n/a	100	n/a	None	A	90	Presence detection	Floor 0m	See Guidance Notes	n/a
		4th Floor Desks	1	213.0 Open Plan Office	M0132-02	25	18	Radiant Panels	Remote Sensor Adj.	Yes	Comfort Cooled Fresh Air	Central Supply and Extract	4	4	Balanced	G4	43	n/a	300	n/a	None	A	80	Switch	Desk 0.75 to 0.85m	See Guidance Notes	n/a
		Meeting Room - 4 person	1	6.0 Meeting Room	H1313-01	25	18	Radiant Panels	Remote Sensor Adj.	Yes	Ceiling Cassette - Chilled Water	Central Supply and Extract	10 l/s per person	10 l/s per person	Balanced	G4	43	n/a	300	n/a	None	A	80	Switch	Desk 0.75 to 0.85m	See Guidance Notes	n/a
		Meeting Room - 6 person	1	4.0 Meeting Room	H1313-02	25	18	Radiant Panels	Remote Sensor Adj.	Yes	Ceiling Cassette - Chilled Water	Central Supply and Extract	10 l/s per person	10 l/s per person	Balanced	G4	43	n/a	300	n/a	None	A	80	Switch	Desk 0.75 to 0.85m	See Guidance Notes	n/a
		Dictation/ 1:1/Phone Booth	2	4.2 Cellular / Ward Offices	M0251-01	25	18	Radiant Panels	Remote Sensor Adj.	Yes	Comfort Cooled Fresh Air	Central Supply and Extract	4	4	Balanced	G4	43	n/a	300	n/a	None	A	80	Switch	Desk 0.75 to 0.85m	See Guidance Notes	n/a
		Management Conference Room	2	26.0 Meeting Room	H1313-03	25	18	Radiant Panels	Remote Sensor Adj.	Yes	Ceiling Cassette - Chilled Water	Central Supply and Extract	10 l/s per person	10 l/s per person	Balanced	G4	43	n/a	300	n/a	None	A	80	Switch	Desk 0.75 to 0.85m	See Guidance Notes	n/a
		WC - Wheelchair Accessible	1	4.5 toilet	V0922	28	18	Adjacent Space Transfer Air	None	No	None	Central Dirty Extract	0	10	Negative	None	43	41	200	n/a	None	A	80	Presence detection	Floor 0m	See Guidance Notes	n/a
		WC - Staff (Male)	1	8.0 Toilet	V1010	28	18	Adjacent Space Transfer Air	None	No	None	Central Dirty Extract	0	10	Negative	None	43	41	200	n/a	None	A	80	Presence detection	Floor 0m	See Guidance Notes	n/a
		WC - Staff (Female)	1	11.0 Toilet	V1010	28	18	Adjacent Space Transfer Air	None	No	None	Central Dirty Extract	0	10	Negative	None	43	41	200	n/a	None	A	80	Presence detection	Floor 0m	See Guidance Notes	n/a
		Store Management	1	6.0 Cellular / Ward Offices	M0251	25	18	Radiant Panels	Remote Sensor Adj.	Yes	Comfort Cooled Fresh Air	Central Supply and Extract	4	4	Balanced	G4	43	n/a	300	n/a	None	A	80	Switch	Desk 0.75 to 0.85m	See Guidance Notes	n/a
		Store Management	1	10.0 Cellular / Ward Offices	M0251	25	18	Radiant Panels	Remote Sensor Adj.	Yes	Comfort Cooled Fresh Air	Central Supply and Extract	4	4	Balanced	G4	43	n/a	300	n/a	None	A	80	Switch	Desk 0.75 to 0.85m	See Guidance Notes	n/a
		Beverage Bay	1	3.0 Tea Making	P0625	28	18	Adjacent Space Transfer Air	None	No	None	Central General Extract	0	5	Negative	None	43	41	200	n/a	None	A	80	switch	Floor 0m	See Guidance Notes	n/a
		Printer/Photocopier Room	1	6.0 Cellular / Ward Offices	M0251	25	18	Radiant Panels	Remote Sensor Adj.	Yes	Comfort Cooled Fresh Air	Central Supply and Extract	4	4	Balanced	G4	43	n/a	300	n/a	None	A	80	Switch	Desk 0.75 to 0.85m	See Guidance Notes	n/a
		Staff Room	2	6.0 Common room/staff room/lounge	D0608-03	28	18	Radiant Panels	Remote Sensor Adj.	Yes	Comfort Cooled Fresh Air	Central Supply and Extract	6	8	Negative	G4	43	41	300	n/a	None	A	80	Switch	Floor 0m	See Guidance Notes	n/a
		DSR	1	7.0 DSR	Y1510	28	18	Adjacent Space Transfer Air	None	No	None	Central Dirty Extract	0	10	Negative	None	43	60	100	n/a	None	A	90	Presence detection	Floor 0m	See Guidance Notes	n/a
		Disposal Hold (small)	1	4.0 Disposal Hold	Y0646	28	18	Adjacent Space Transfer Air	None	No	None	Central Dirty Extract	0	10	Negative	None	43	n/a	100	n/a	None	A	90	Presence detection	Floor 0m	See Guidance Notes	n/a
		Receipt / Dispatch Counter	1	6.0 Reception	J0132-01	28	18	Radiant Panels	Remote Sensor Adj.	Yes	Comfort Cooled Fresh Air	Central Supply Air	4	4	Balanced	G4	43	n/a	300	n/a	None	A	80	Switch	Desk 0.75 to 0.85m	See Guidance Notes	n/a
		Trolley Area	1	6.0 Circulation Equipment Storage Bays	J1624	28	16	Adjacent Space Transfer Air	None	No	None	Central General Extract	0	3	Negative	None	43	n/a	200	n/a	None	A	80	Presence detection	Floor 0m	See Guidance Notes	n/a
		RHSC Office	1	15.0 Cellular / Ward Offices	M0251	25	18	Radiant Panels	Remote Sensor Adj.	Yes	Comfort Cooled Fresh Air	Central Supply and Extract	4	4	Balanced	G4	43	n/a	300	n/a	None	A	80	Switch	Desk 0.75 to 0.85m	See Guidance Notes	n/a
		RHSC & DCN Records Library (160,000 records)	1	368.0 Storage Area Equipment	W1585-??	28	16	Radiant Panels	Remote Sensor Adj.	No	None	Central General Extract	0	3	Negative	None	43	n/a	200	n/a	None	A	80	Presence detection	Floor 0m	See Guidance Notes	n/a
		Assistant Health Records Manager / Supervisors	1	12.0 Cellular / Ward Offices	M0251	25	18	Radiant Panels	Remote Sensor Adj.	Yes	Comfort Cooled Fresh Air	Central Supply and Extract	4	4	Balanced	G4	43	n/a	300	n/a	None	A	80	Switch	Desk 0.75 to 0.85m	See Guidance Notes	n/a
		WC Staff	1	3.0 Toilet	V1010	28	18	Adjacent Space Transfer Air	None	No	None	Central Dirty Extract	0	10	Negative	None	43	41	200	n/a	None	A	80	Presence detection	Floor 0m	See Guidance Notes	n/a
		RHSC / DCN Office 17 Person	3	3.0 Open Plan Office	M0132-01	25	18	Radiant Panels	Remote Sensor Adj.	Yes	Comfort Cooled Fresh Air	Central Supply and Extract	4	4	Balanced	G4	43	n/a	300	n/a	None	A	80	Switch	Desk 0.75 to 0.85m	See Guidance Notes	n/a
		Receipt Bay	1	3.0 Circulation Areas	cds	28	18	underfloor heating / none to suit location	BMS Adjustable Sensor	No	None	to suit location	to suit location	to suit location	Balanced	G4	43	41	200	n/a	None	A	80	presence detection	Floor 0m	See Guidance Notes	n/a
		Dry Goods	1	9.0 Storage Area Equipment	W1585-??	28	16	Radiant Panels	Remote Sensor Adj.	No	None	Central General Extract	0	3	Negative	None	43	n/a	200	n/a	None	A	80	Presence detection	Floor 0m	See Guidance Notes	n/a
		Kitchen Equipment	1	6.0 Storage Area Equipment	W1585-??	28	16	Radiant Panels	Remote Sensor Adj.	No	None	Central General Extract	0	3	Negative	None	43	n/a	200	n/a	None	A	80	Presence detection	Floor 0m	See Guidance Notes	n/a
		Refuse	1	10.0 Storage Area Equipment	W1585-??	28	16	Radiant Panels	Remote Sensor Adj.	No	None	Central General Extract	0	3	Negative	None	43	n/a	200	n/a	None	A	80	Presence detection	Floor 0m	See Guidance Notes	n/a
		Disposables / Detergent	1	6.0 DSR	Y1510	28	18	Adjacent Space Transfer Air	None	No	None</																

RHSC / DCN Environmental Matrix

Dept	Dept	Room Name	Qty	Room Function	ADB Code	Temp (max)	Temp (min)	Heating Type	Heating Control	Cooling (present)	Cooling (type)	Ventilation (type)	Supply (ach/hr)	Extract (ach/hr)	Relative pressure	Min filtration	Surface temp	Water temp	Safety Notes	Normal lux	Night lux	Local lux	Standby grade	Colour render	Control	Plane	Medical Location	
		Temperature Controlled Sandwich Prep	1	18.0	CDS	cds	12	10	None	None	Yes	Ceiling Cassette - Chilled Water	General Supply and Extract	4	4	Balanced	G4	43	41	500	n/a	None	A	80	Switch	General working plane 1m	See Guidance Notes	n/a
		Weighing	1	7.0	CDS	cds	28	18	None	None	Yes	Ceiling Cassette - Chilled Water	Central Supply and Extract	DW172 Dependant	DW172 Dependant	Negative	G4	43	60	300	n/a	None	A	80	Switch	General working plane 1m	See Guidance Notes	n/a
		Clean Trolleys Park	1	21.5	CDS	cds	28	16	Adjacent Space Transfer Air	None	No	None	General Supply and Extract	1	2	Negative	None	n/a	n/a	200	n/a	None	A	80	Presence detection	Floor 0m	See Guidance Notes	n/a
		Bakery Preparation	1	13.0	CDS	cds	12	10	None	None	Yes	Ceiling Cassette - Chilled Water	General Supply and Extract	4	4	Balanced	G4	43	41	500	n/a	None	A	80	Switch	General working plane 1m	See Guidance Notes	n/a
		Returned Trolleys	1	25.0	CDS	cds	28	16	Adjacent Space Transfer Air	None	No	None	General Supply and Extract	1	2	Negative	None	n/a	n/a	300	n/a	None	A	80	Presence detection	Floor 0m	See Guidance Notes	n/a
		Trolley Wash Area	1	6.0	CDS	cds	28	16	Adjacent Space Transfer Air	None	No	None	General Supply and Extract	2	3	Negative	None	43	41	300	n/a	None	A	80	Switch	General working plane 1m	See Guidance Notes	n/a
		Office 5 person	1	20.5	Cellular / Ward Offices	M0251	25	18	Radiant Panels	Remote Sensor Adj.	Yes	Comfort Cooled Fresh Air	Central Supply and Extract	4	4	Balanced	G4	43	n/a	300	n/a	None	A	80	Switch	Desk 0.75 to 0.85m	See Guidance Notes	n/a
		Female Staff Changing inc Shower	1	13.0	Changing Facilities	V0554	28	18	Radiant Panels	Remote Sensor Adj.	Yes	Comfort Cooled Fresh Air	Central Supply and Extract	6	10	positive to wc	G4	43	41	100	n/a	None	A	80	Presence detection	Floor 0m	See Guidance Notes	n/a
		Male Staff Changing inc Shower	1	10.0	Changing Facilities	V0726	28	18	Radiant Panels	Remote Sensor Adj.	Yes	Comfort Cooled Fresh Air	Central Supply and Extract	6	10	positive to wc	G4	43	41	100	n/a	None	A	80	Presence detection	Floor 0m	See Guidance Notes	n/a
		DSR	1	7.0	DSR	Y1510	28	18	Adjacent Space Transfer Air	None	No	None	Central Dirty Extract	0	10	Negative	None	43	60	300	n/a	None	A	80	Switch	Floor 0m	See Guidance Notes	n/a
S2	e-Health Infrastructure	Core Server Room	1	40.0	IT equipment (comms server)	Engineering	25	18	None	None	Yes	Ceiling Cassette - Chilled Water	Central General Extract	0	2	Negative	None	n/a	n/a	300	n/a	None	A	80	Switch	Floor 0m	See Guidance Notes	n/a
		Domestic Service Office	1	20.5	Cellular / Ward Offices	M0251	25	18	Radiant Panels	Remote Sensor Adj.	Yes	Comfort Cooled Fresh Air	Central Supply and Extract	4	4	Balanced	G4	43	n/a	300	n/a	None	A	80	Switch	Desk 0.75 to 0.85m	See Guidance Notes	n/a
		Dictation 1:1/Phone Booth	1	4.2	Cellular / Ward Offices	M0251-01	25	18	Radiant Panels	Remote Sensor Adj.	Yes	Comfort Cooled Fresh Air	Central Supply and Extract	4	4	Balanced	G4	43	n/a	300	n/a	None	A	80	Switch	Desk 0.75 to 0.85m	See Guidance Notes	n/a
		Sanitary Bins Store	1	6.0	Dirty utility	Y0431	28	18	Adjacent Space Transfer Air	None	No	None	Central Dirty Extract	0	6	Negative	None	43	41	200	n/a	None	A	80	Presence detection	Floor 0m	See Guidance Notes	n/a
		Bulk Equipment Store	1	10.0	Storage Area Equipment	W1585-??	28	16	Radiant Panels	Remote Sensor Adj.	No	None	Central General Extract	0	3	Negative	None	43	n/a	200	n/a	None	A	80	Presence detection	Floor 0m	See Guidance Notes	n/a
		Supplies Store	1	20.0	Storage Area Equipment	W1585-??	28	16	Radiant Panels	Remote Sensor Adj.	No	None	Central General Extract	0	3	Negative	None	43	n/a	200	n/a	None	A	80	Presence detection	Floor 0m	See Guidance Notes	n/a
		Linen Pool (Clean)	1	32.0	Linen Bay	W1594-01	28	16	Adjacent Space Transfer Air	None	No	None	Central Extract	0	3	Negative	None	43	n/a	200	n/a	None	A	80	Presence detection	Floor 0m	See Guidance Notes	n/a
		Linen Pool (Dirty)	1	32.0	Dirty utility	Y0431	28	18	Adjacent Space Transfer Air	None	No	None	Central Dirty Extract	0	6	Negative	None	43	41	200	n/a	None	A	80	Presence detection	Floor 0m	See Guidance Notes	n/a
		Storage/Holding Area	1	100.0	Storage Area Equipment	W1585-??	28	16	Radiant Panels	Remote Sensor Adj.	No	None	Central General Extract	0	3	Negative	None	43	n/a	200	n/a	None	A	80	Presence detection	Floor 0m	See Guidance Notes	n/a
		Porters Office	1	10.0	Cellular / Ward Offices	M0251	25	18	Radiant Panels	Remote Sensor Adj.	Yes	Comfort Cooled Fresh Air	Central Supply and Extract	4	4	Balanced	G4	43	n/a	300	n/a	None	A	80	Switch	Desk 0.75 to 0.85m	See Guidance Notes	n/a
		Office	1	3.0	Tea Making	P0625	28	18	Adjacent Space Transfer Air	None	No	None	Central General Extract	0	5	Negative	None	43	41	200	n/a	None	A	80	switch	Floor 0m	See Guidance Notes	n/a
		Mailroom	1	20.0	Cellular / Ward Offices	M0251	25	18	Radiant Panels	Remote Sensor Adj.	Yes	Comfort Cooled Fresh Air	Central Supply and Extract	4	4	Balanced	G4	43	n/a	300	n/a	None	A	80	Switch	Desk 0.75 to 0.85m	See Guidance Notes	n/a
		Female Staff Changing , Shower, WC & Lockers	1	240.0	Changing Facilities	V0554	28	18	Radiant Panels	Remote Sensor Adj.	Yes	Comfort Cooled Fresh Air	Central Supply and Extract	6	10	positive to wc	G4	43	41	100	n/a	None	A	80	Presence detection	Floor 0m	See Guidance Notes	n/a
		Male Staff Changing , Shower, WC & Lockers	1	100.0	Changing Facilities	V0554-01	28	18	Radiant Panels	Remote Sensor Adj.	Yes	Comfort Cooled Fresh Air	Central Supply and Extract	6	10	positive to wc	G4	43	41	100	n/a	None	A	80	Presence detection	Floor 0m	See Guidance Notes	n/a
		Bay for Token Machine	1	5.0	Circulation Equipment Storage Bays	P0808	28	16	Adjacent Space Transfer Air	None	No	None	Central General Extract	0	3	Negative	None	43	n/a	200	n/a	None	A	80	Presence detection	Floor 0m	See Guidance Notes	n/a
		DSR	1	7.0	DSR	Y1510	28	18	Adjacent Space Transfer Air	None	No	None	Central Dirty Extract	0	10	Negative	None	43	60	100	n/a	None	A	90	Presence detection	Floor 0m	See Guidance Notes	n/a
		Workshop (NPD)	1	45.0	Small Workshop	K0421	28	18	Radiant Panels	Remote Sensor Adj.	Yes	Comfort Cooled Fresh Air	Central Supply and Extract	4	6	Negative	G4	43	41	300	n/a	None	A	80	Switch	Desk 0.75 to 0.85m	See Guidance Notes	n/a
		Workshop (NHSL)	1	30.0	Small Workshop	K0421	28	18	Radiant Panels	Remote Sensor Adj.	Yes	Comfort Cooled Fresh Air	Central Supply and Extract	4	6	Negative	G4	43	41	300	n/a	None	A	80	Switch	Desk 0.75 to 0.85m	See Guidance Notes	n/a
		Store	1	30.0	Storage Area Equipment	W1585	28	16	Radiant Panels	Remote Sensor Adj.	No	None	Central General Extract	0	3	Negative	None	43	n/a	200	n/a	None	A	80	Presence detection	Floor 0m	See Guidance Notes	n/a
		Staff Room (4th floor)	1	12.0	Common room/staff room/lounge	D0608-03	28	18	Radiant Panels	Remote Sensor Adj.	Yes	Comfort Cooled Fresh Air	Central Supply and Extract	6	8	Negative	G4	43	41	300	n/a	None	A	80	Switch	Floor 0m	See Guidance Notes	n/a
		BMS Room	1	10.0	IT equipment (comms server)	query	25	18	None	None	Yes	Ceiling Cassette - Chilled Water	Central General Extract	0	2	Negative	None	n/a	n/a	300	n/a	None	A	80	Switch	Floor 0m	See Guidance Notes	n/a
		Staff Change	1	15.0	Changing Facilities	V0726	28	18	Radiant Panels	Remote Sensor Adj.	Yes	Comfort Cooled Fresh Air	Central Supply and Extract	6	10	positive to wc	G4	43	41	100	n/a	None	A	80	Presence detection	Floor 0m	See Guidance Notes	n/a
		Staff WC	1	3.0	Toilet	V1010	28	18	Adjacent Space Transfer Air	None	No	None	Central Dirty Extract	0	10	Negative	None	43	41	200	n/a	None	A	80	Presence detection	Floor 0m	See Guidance Notes	n/a
		Shower	2	2.5	Bathroom	V1643	28	20	Adjacent Space Transfer Air	None	No	None	Central Dirty Extract	0	10	Negative	None	43	41	200	n/a	None	A	80	Presence detection	Floor 0m	See Guidance Notes	n/a
		Restaurant	1	157.0	Eating/Drinking	D0608-02	28	18	Radiant Panels	Remote Sensor Adj.	Yes	Comfort Cooled Fresh Air	Central Supply and Extract	10 l/s per person	10 l/s per person	Balanced	G4	43	41	300	n/a	None	A	80	Switch	Floor 0m	See Guidance Notes	n/a
		Storage/Dishwashing	1	25.0	Storage Area Equipment	W1585-??	28	16	Radiant Panels	Remote Sensor Adj.	No	None	Central General Extract	0	3	Negative	None	43	n/a	200	n/a	None	A	80	Presence detection	Floor 0m	See Guidance Notes	n/a
		Male WC	2	3.0	Toilet	V1010	28	18	Adjacent Space Transfer Air	None	No	None	Central Dirty Extract	0	10	Negative	None	43	41	200	n/a	None	A	80	Presence detection	Floor 0m	See Guidance Notes	n/a
		DSR	1	7.0	DSR	Y1510	28	18	Adjacent Space Transfer Air	None	No	None	Central Dirty Extract	0	10	Negative	None	43	60	100	n/a	None	A	90	Presence detection	Floor 0m	See Guidance Notes	n/a
		Female WC	2	3.0	Toilet	V1010	28	18	Adjacent Space Transfer Air	None	No	None	Central Dirty Extract	0	10	Negative	None	43	41	200	n/a	None	A	80	Presence detection	Floor 0m	See Guidance Notes	n/a
S8	Sterile Support Store	Trolley Holding Bay	1	23	Circulation Equipment Storage Bays	J1624	28	16	Adjacent Space Transfer Air	None	No	None	Central General Extract	0	3	Negative	None	43	n/a	200	n/a	None	A	80	Presence detection	Floor 0m	See Guidance Notes	n/a
		RFFS Changing / Support	1	29	Changing Facilities	V0726	28	18	Radiant Panels	Remote Sensor Adj.	Yes	Comfort Cooled Fresh Air	Central Supply and Extract	6	10	positive to wc	G4	43	41	100	n/a	None	A	80	Presence detection	Floor 0m	See Guidance Notes	n/a
		Bed Bay	1	3.4	Circulation Equipment Storage Bays	G0180-06	28	16	Adjacent Space Transfer Air	None	No	None	Central General Extract	0	3	Negative	None	43	n/a	200	n/a	None	A	80	Presence detection	Floor 0m	See Guidance Notes	n/a
		WC Ambulant	1	3	Toilet	V1010	28	18	Adjacent Space Transfer Air	None	No	None	Central Dirty Extract	0	10	Negative	None	43	41	200	n/a	None	A	80	Presence detection	Floor 0m	See Guidance Notes	n/a
		RFFS Medical Equipment Store	1	6	Storage Area Equipment	W1585-??	28	16	Radiant Panels	Remote Sensor Adj.	No	None	Central General Extract	0	3	Negative	None	43	n/a	200	n/a	None	A	80	Presence detection	Floor 0m	See Guidance Notes	n/a
T1	Plant	IT Node Rooms	25	9.0	IT equipment (comms server)	query	25	18	None	None	Yes	Ceiling Cassette - Chilled Water	Central General Extract	0	2	Negative	None	n/a	n/a	300	n/a	None	A	80	Switch	Floor 0m	See Guidance Notes	n/a
		Main Lab	1	120.0	Laboratory	L1804	25	18	Radiant Panels	Remote Sensor Adj.	Yes	Ceiling Cassette - Chilled Water	Central Supply and Extract	6	6	Balanced	F7	43	60	500	n/a	None	A	80	Switch	Desk 0.75 to 0.85m	See Guidance Notes	n/a
		Utility Area Wash Up	1	12.0	Laboratory	L1804	25	18	Radiant Panels	Remote Sensor Adj.	Yes	Ceiling Cassette - Chilled Water	Central Supply and Extract	6	6	Balanced	F7	43	60	500	n/a	None	A	80	Switch	Desk 0.75 to 0.85m	See Guidance Notes	n/a
		Temp Controlled Store	1	15.2	Laboratory	L1804	25	18	Radiant Panels	Remote Sensor Adj.	Yes	Ceiling Cassette - Chilled Water	Central Supply and Extract	6	6	Balanced	F7	43	60	500	n/a	None	A	80	Switch	Desk 0.75 to 0.85m	See Guidance Notes	n/a
		DSR	1	8.0	DSR	Y1510	28	18	Adjacent Space Transfer Air	None	No	None	Central Dirty Extract	0	10	Negative	None	43	60	100	n/a	None	A	90	Presence detection	Floor 0m	See Guidance Notes	n/a
		Record Store	1	15.0	Storage Area Equipment	W1585-??	28	16	Radiant Panels	Remote Sensor Adj.	No	None	Central General Extract	0	3	Negative	None	43	n/a	200	n/a	None	A	80	Presence detection	Floor 0m	See Guidance Notes	n/a
		Disposal Hold	1	10.0	Disposal Hold	Y0646	28	18	Adjacent Space Transfer Air	None	No																	



**Royal Hospital for Sick Children/
Department of Clinical Neuro-Sciences
Ward Room
Thermal Comfort Analysis**

February 2012

Hulley & Kirkwood Consulting Engineers Ltd

The Stack
Ground Floor
Papermill Wynd
McDonald Road
Edinburgh
EH7 4QL

(t): [REDACTED]
(f): [REDACTED]
(e): hk.edinburgh@hulley.co.uk
(w): www.hulley.co.uk

.....Making Buildings Work

Prepared By: Jonathan McMillan
Authorised By: Michael O'Donnell
Rev.: -
Date: 21/02/12

Doc. location: K:\Edinburgh2\projects\Drawings\11276A\Documentation\Rpts&Sch\Comfort
Analysis\11276a_Thermal Comfort Analysis.doc

Royal Hospital for Sick Children/ Department of Clinical Neuro-Sciences

Ward Room Thermal Comfort Analysis

February 2012

REV	DESCRIPTION	PREPARED BY	DATE
Issue No. 1	First issue	Jonathan McMillan	17/02/12

Index

1.0	Introduction.....	5
1.1	Building Energy Modelling.....	5
1.2	Simulation Progression.....	6
2.0	Simulation Component Properties.....	7
2.1	Building Fabric and Window Design.....	7
2.2	Building Air Tightness.....	8
2.3	Internal Conditions & Associated Heat Gains.....	8
2.4	External Conditions.....	9
2.5	Space Conditioning Systems.....	10
2.6	Building Geometry.....	11
3.0	Thermal Profile Results.....	15
3.1	Simulation 1.....	18
3.2	Simulation 2.....	23
3.3	Simulation 3.....	28
4.0	Conclusions.....	33
5.0	Concluding Remarks.....	34

1.0 Introduction

This study has been prepared by Jonathan McMillan for Hulley Sim, a sustainable building design and simulation division within Hulley & Kirkwood Ltd. The purpose of this study is to:

- § Determine peak annual internal temperature profiles for typical single ward room accommodation, within the proposed Royal Hospital for Sick Children & Department of Clinical Neuro-Sciences Building, through dynamic thermal simulation for the Reference Design Stage envisaged solution of providing ward rooms with mechanical ventilation and comfort cooled fresh air.
- § To verify that mechanically ventilated and comfort cooled ward rooms have summertime peak temperatures which do not exceed the NHSL maximum internal temperature of 25°C.
- § To demonstrate that with natural ventilation only ward rooms could potentially experience significant hours of internal temperatures above 25°C and up to 28°C and in many cases more than 50 hours above 28°C referred to in SHTM 03-01 guidance.

Executive Summary

- § The profiles in Simulations 1 & 2 show that the internal temperatures in ward rooms can be maintained at comfortable levels with 4 ACH (air changes per hour) of cooled fresh air supply mechanical ventilation and could be controlled in summertime between 22°C and 25°C maximum.
- § The results for Simulation 3 demonstrate that during peak summertime conditions, the ward rooms internal temperatures are predicted to rise above 28°C with natural ventilation only in almost all rooms simulated. Further interrogation shows significant hours between 25°C and 28°C experienced, representing a period extending across summer months.

1.1 Dynamic Thermal Modelling

Dynamic thermal modeling (DTM) has been utilized to establish building thermal profiles. The RHSC / DCN Building, as per the final 1:200 Reference Design Stage architectural layouts was simulated with respect to varying time dependant internal and external conditions affecting heat gains, bulk air flow movement & solar gain. The accuracy of the model, and hence the validity of any proposals, are governed by the assumptions made, and the resolution of the model's geometry. The model's geometry was accurately drawn from 1:200 departmental layouts supplied by the Architect, Nightingale Associates. Assumptions on the occupancies and internal heat gains were based on typical values for specific operational area usage. The input data, including the local weather data, is processed by thermodynamic algorithms in order to predict the environmental conditions experienced in each of the operational areas. The latest version of IES Virtual Environment modelling software has been used (IES version 6.4). The details of which are given in Table 1.1.

Calculation Engine:	Apache
Calculation Engine (version):	V6.4
Interface to Calculation Engine:	IES Virtual Environment

Table 1.1. Calculation Tool Details

1.2 Simulation Progression

In order to understand the effect of multiple system variables and possible system control options the following simulations were performed;

- § **Simulation 1** – Ward rooms served by mechanical fresh air supply, rated to 4 ACH (Air Changes per Hour), cooled to control zone temperatures to 25°C or less. Windows in simulated spaces are closed continually.
- § **Simulation 2** - Ward rooms served by mechanical fresh air supply, rated to 4 ACH (Air Changes per Hour), cooled to control zone temperatures to 25°C or less.

In addition to mechanically supplied fresh air, each simulated zone is subject to natural ventilation through a 100mm restricted window opening of dimensions typically 1.3m by 1.6m wide providing 0.416m² of free ventilation opening area. Natural ventilation is simulated through the dynamic bulk airflow programme Macro Flow. Bulk airflow movement is driven by the following factors:

- Window opening area specific to each simulated space and opening configuration.
 - External dry bulb temperature, derived from local historic weather data
 - External barometric pressure, derived from local historic weather data
- § **Simulation 3** – No mechanical cooled fresh air supply ventilation. Natural ventilation is simulated as per Simulation 2.

It should be noted that Simulation 3 is provided as a means of comparison, to illustrate the conditions which would occur if mechanical ventilation with cooling were not provided, which NHSL would not find acceptable given experiences in the adjacent ERI for ward rooms reliant on natural ventilation alone, hence the briefed maximum internal temperature of 25°C

It should be noted that The Reference Design Envisaged Solution does not rely on natural ventilation alone in any way to maintain internal temperatures within comfort levels and provides a robust level of control of internal temperatures and therefore thermal comfort by employing cooled mechanical fresh air supply ventilation which could operate in conjunction with supplementary natural ventilation as well as without it.

2.0 Simulation Component Properties

2.1 Building Fabric and Window Design

The following building fabric U-Values have been incorporated into the dynamic thermal simulation model. Solar glass has been specified for regions of the façade predicted to be exposed to high levels of solar gain through direct sunlight exposure. Glazing in all other areas has been defined as a clear Low-E glass. The material properties for the simulation model have been defined as follows;

	U-Value W/m ² K
External Wall	0.21
Floor	0.20
Roof	0.20
Fire Doors	1.7
Windows	1.7

Glass Construction Typical	
Outer Layer	8mm Clear Float Glass
Cavity	16mm Air Cavity
Inner Layer	8mm Clear Float Glass
Low-E glass material Properties - Typical	
U-value	2.0
g-value	61%
Light Transmission	75%
Solar glass material Properties - Typical	
U-value	1.9
g-value	40%
Light Transmission	66%

It should be noted that for the purposes of this study, in the absence of both an evolved prescriptive glazing strategy and elevation details, glazing has been set to meet the minimum guidelines set out in HTM 55 regarding window size, location and opening restrictions. For the purposes of this simulation all opening windows have been set such that opening area is equivalent to that achieved if a 100mm restrictor were fitted to a top hung window measuring 1.3m by 1.6 m, providing a minimum natural ventilation free area of 0.416m².

Cold bridging details

IES Virtual Environment incorporates cold bridging details by using specific ψ values, measured W/(m.K), for the relevant building element junctions.

Type of Junction	Junctions involving metal cladding ψ (W/(m.K))	Junctions not involving metal cladding ψ (W/(m.K))
Roof-Wall	0.6	0.12
Wall-Ground Floor	1.15	0.16
Wall-Wall Corner	0.25	0.09
Wall – Floor (not ground)	0.07	0.07
Lintel above window	1.27	0.3
Sill below window	1.27	0.04
Jamb at window/door	1.27	0.05

2.2 Building Air Tightness

The infiltration rate was set to represent an air permeability of $7.5\text{m}^3/\text{h}/\text{m}^2$ at 50Pa. This is a minimum backstop within the Section 6 Compliance model.

2.3 Internal Conditions & Associated Heat Gains

The various operational zones were subject to internal gains determined from National Calculation Method (NCM) templates and operational schedules. NCM templates were used to describe the daily activities and associated gains for the following room types.

- Bedroom
- Patient Accommodation Day
- Multi-bed Wards

For the National Calculation Method (NCM) templates detailed above, the following gains are taken into account;

Occupancy sensible	99.6	w/m^2 with 12.5 m^2 per person
Occupancy latent	40.04	w/m^2 with 12.5 m^2 per person
Lighting	6.5	w/m^2
Activity specific equipment	5.0	w/m^2
Miscellaneous small power	5.0	w/m^2

Each of the above gains are controlled by daily schedules for various operational usage.

Occupancy gains have been controlled by daily schedules which increase the number of occupants to three during anticipated visiting hours.

In addition to the typical NCM gains detailed for each zone, the amount of passive solar gain is calculated using our solar analysis package VE Suncast. Suncast uses detailed solar axis and azimuth tables to determine the angle and intensity of incident solar radiation on each exposed surface. Refer to section 2.4 for details of the tables used.

2.4 External Conditions

Each scenario was simulated with respect to statistically predicted weather data and the local solar path, determined by the location and orientation of the site. Details of the solar path and annual ambient thermal profile can be seen in sections 2.4.1 & 2.4.2 respectively.

2.4.1 Solar Axis and Azimuth

The following data is embedded within IES and is used to determine the magnitude of solar gain experienced due to direct sunlight exposure.

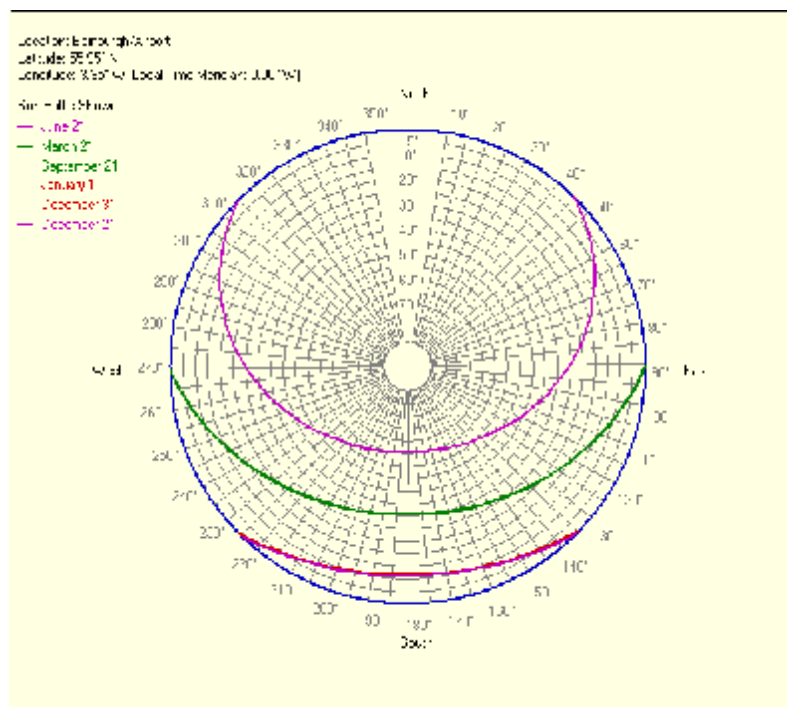
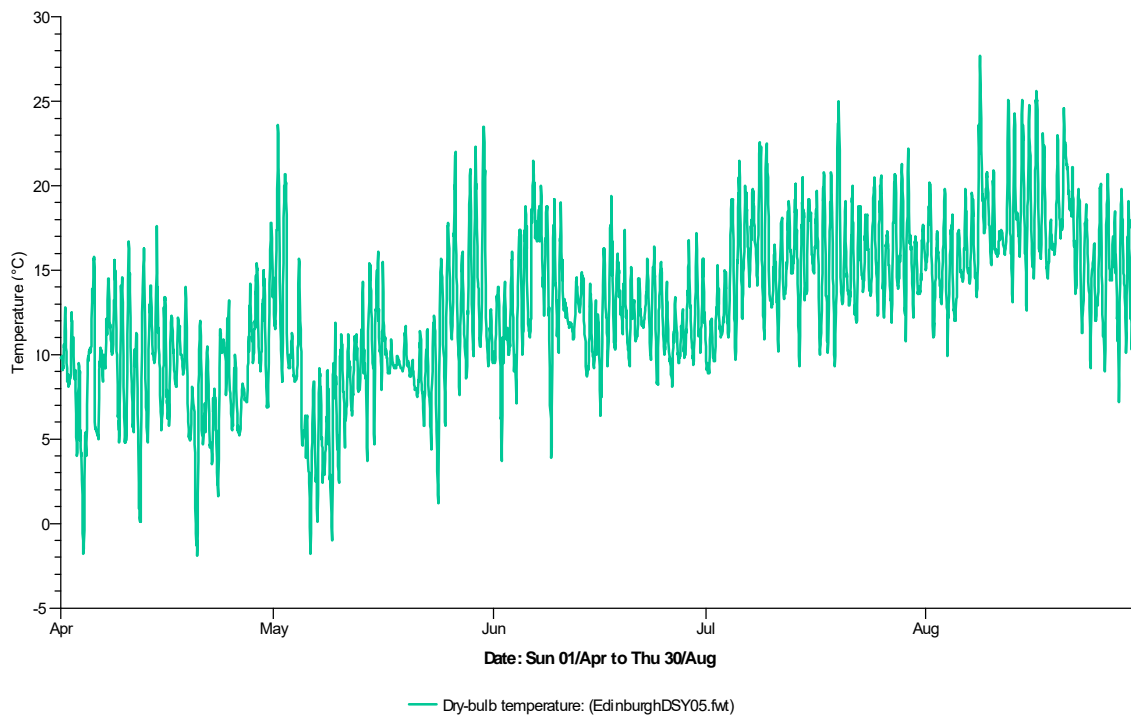


Figure 2.4.1 Solar Path Data

2.4.2 Ambient External Dry Bulb Temperature

The Design Summer Year (DSY) weather file for Edinburgh has been used. The Design Summer Year consists of an actual 1-year sequence of hourly data, selected from the 20-year data sets to represent a year with a hot summer



2.5 Space Conditioning Systems

Thermal templates have been created to reflect the space heating and ventilation systems present in the Royal Hospital for Sick Children & Department of Clinical Neuro-Sciences Reference Design Stage building envisaged solution.

Ward ventilation systems incorporated can be described as follows;

- LTHW radiant panels with local TRV temperature control with tempered and comfort cooled fresh air supply and dirty extract ventilation via adjacent en-suites through central mechanical AHU plant and central dirty extract plant.
- Summertime fresh air supply can be cooled to 16 degrees Celsius to maintain an ambient air temperature of 22 degrees Celsius, if necessary, in ward areas. Natural ventilation can be utilised as desired in addition to cooled fresh air supply. However in operational reality, management procedures would ensure an appropriate use of opening windows should ambient temperatures be greater than internal temperatures to conserve energy.

2.6 Building Geometry

A geometrically accurate representation of the proposed Royal Hospital for Sick Children & Department of Clinical Neuro-Sciences Reference Design Stage envisaged building was constructed from final 1:200 Reference Design Stage architectural layouts using the Model IT package within the IES Virtual Environment. This can be seen in figures 2.6.1 to 2.6.3 below.

As this study concerns the thermal comfort of ward rooms throughout the building, with the aim of verifying that mechanically ventilated and cooled ward rooms have summertime peak temperatures which provides for robust levels of thermal comfort whereby internal temperatures of 25°C or less can be provided throughout summertime months.

A selection of rooms has been chosen to represent the likely worst case combination of;

- § Exposure to solar gain
- § Density of occupation
- § Provision of mechanically supplied cooled air.

As such critical care and high dependency type ward rooms which receive air change rates in the region of 10ACH, have not been analysed in this study. Room types that have been analysed are illustrated in figure 2.6.5 below.

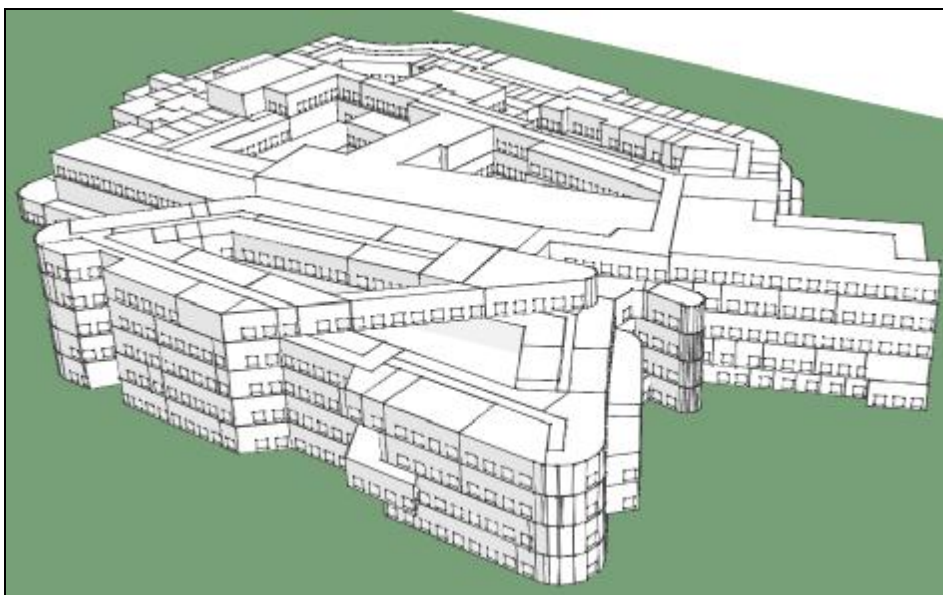


Figure 2.6.1 Model Geometry

2.6/...

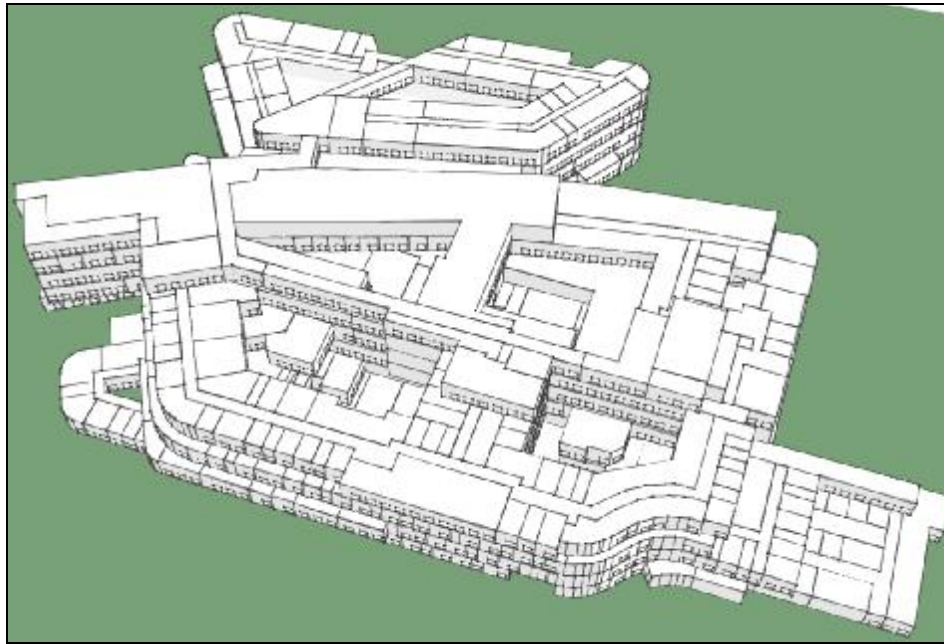


Figure 2.6.2 Model Geometry

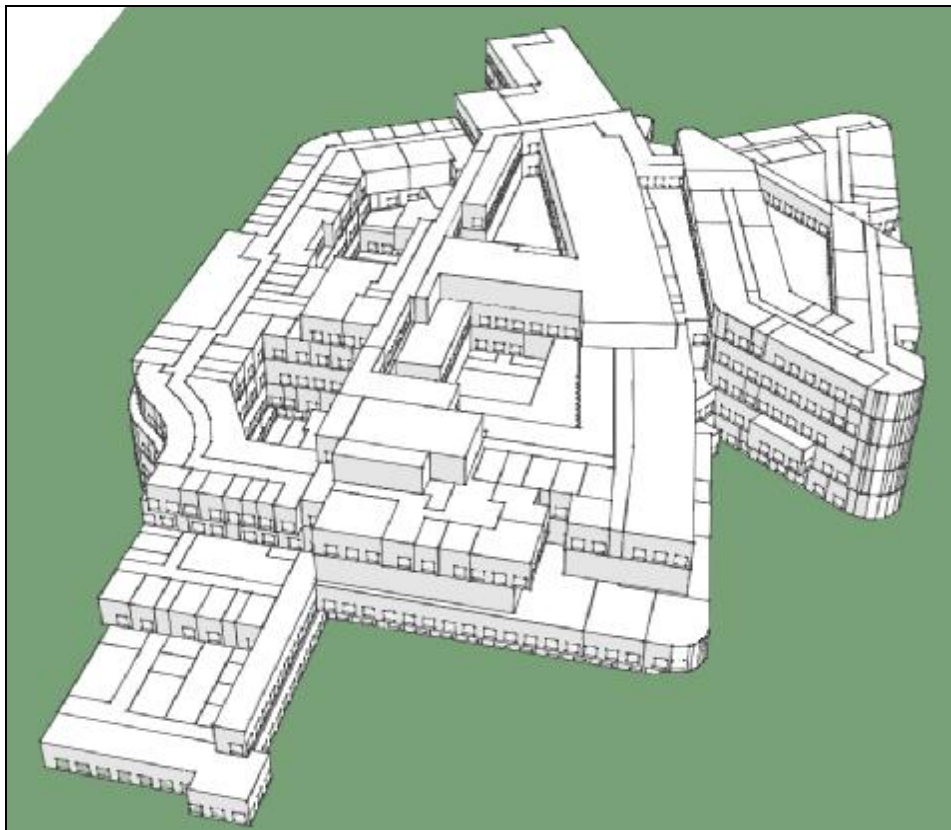


Figure 2.6.3 Model Geometry

2.6/....

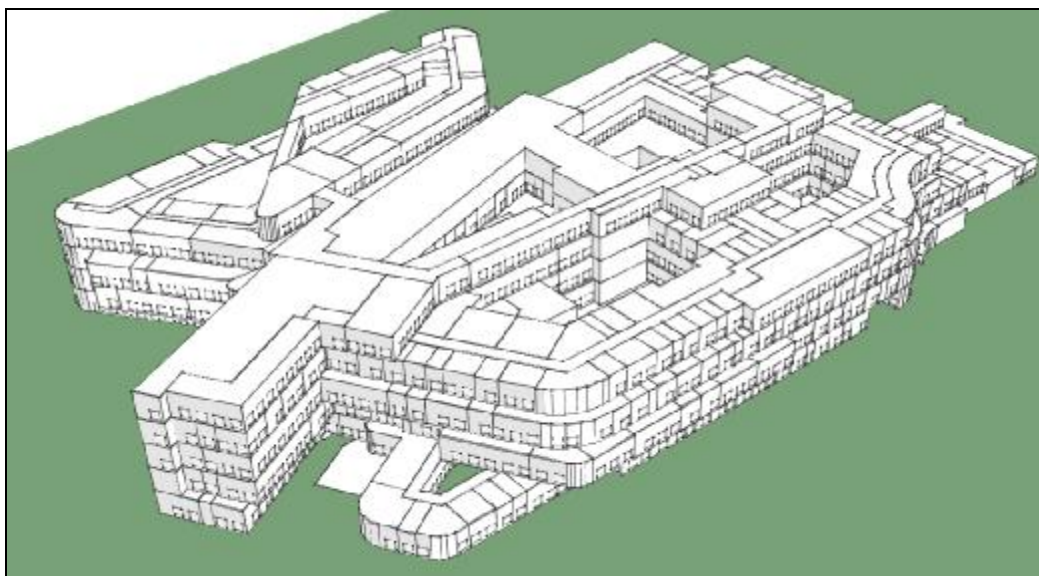


Figure 2.6.4 Model Geometry

2.6.1 Analysed Rooms

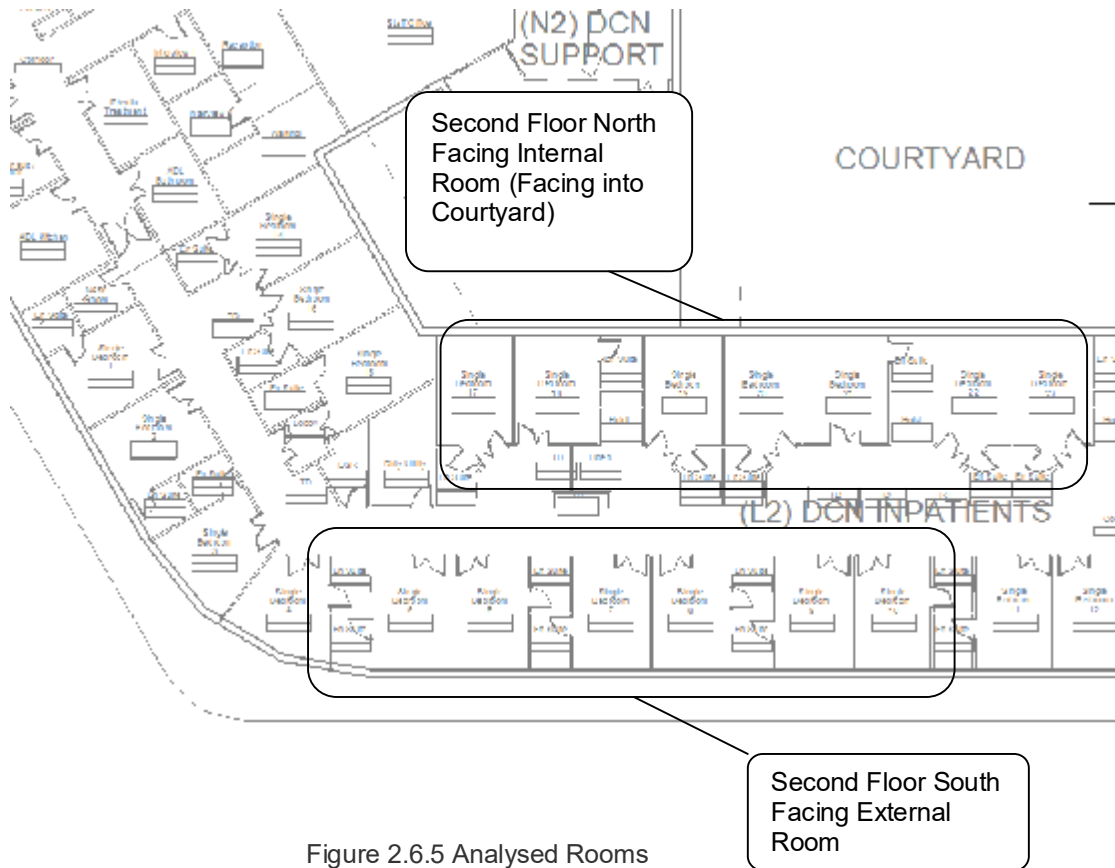


Figure 2.6.5 Analysed Rooms

3.0 Thermal Profile Results

Sections 3.1 – 3.2 present graphical results for room temperature (Dry Resultant Temperature) for both the whole summer period and for the day on which the peak temperature was recorded. For peak day graphs the following system variables are presented in order to place peak temperatures in context;

- § Room Temperature profile (Dry Resultant Temperature).
- § External Dry bulb temperature profile, derived from local historical weather data.
- § Solar gain profile, derived from “SunCast” solar shading calculations and from the intrinsic material properties of building glazing systems.
- § Internal room gains in kW, comprising occupancy, lighting, equipment and external conduction.

Note that due to the dynamic nature of the thermal simulation and the multiple variables which drive the simulation, peak temperatures for individual rooms will often occur on different days.

Simulation Summary Results

The following tables, Table 3.0.1 – 3.0.6, detailed overleaf provide an overview of “Hours Above” given temperature bands for each Simulation which are detailed below for ease of reference.

- § **Simulation 1** – Ward rooms served by mechanical fresh air supply, rated to 4 ACH (Air Changes per Hour), cooled to control zone temperatures to 25°C or less. Windows in simulated spaces are closed continually.
- **Simulation 2** - Ward rooms served by mechanical fresh air supply, rated to 4 ACH (Air Changes per Hour), cooled to control zone temperatures to 25°C or less.

In addition to mechanically supplied fresh air, each simulated zone is subject to natural ventilation through a 100mm restricted window opening of dimensions typically 1.3m by 1.6m wide providing 0.416m² of free ventilation opening area. Natural ventilation is simulated through the dynamic bulk airflow programme Macro Flow. Bulk airflow movement is driven by the following factors:

- Window opening area specific to each simulated space and opening configuration.
 - External dry bulb temperature, derived from local historic weather data
 - External barometric pressure, derived from local historic weather data
- **Simulation 3** – No mechanical cooled fresh air supply ventilation. Natural ventilation is simulated as per Simulation 2.

Room	Bedroom 1						
Room Type	Exposed External Facing Single Ward Bedroom (South Facing)						
Temperature Band	22 C	23 C	24 C	25 C	26 C	27 C	28 C
Simulation 1 - Hours Above	1559	555	79	0	0	0	0
Simulation 2 - Hours Above	1610	594	96	0	0	0	0
Simulation 3 - Hours Above	3005	2096	1329	958	554	239	82

Table 3.0.1 Bedroom One Results

Room	Bedroom 2						
Room Type	Exposed External Facing Single Ward Bedroom (South Facing)						
Temperature Band	22 C	23 C	24 C	25 C	26 C	27 C	28 C
Simulation 1 - Hours Above	1305	336	17	0	0	0	0
Simulation 2 - Hours Above	1352	363	19	0	0	0	0
Simulation 3 - Hours Above	3079	2140	1278	815	425	167	46

Table 3.0.2 Bedroom Two Results

Room	Bedroom 3						
Room Type	Exposed External Facing Single Ward Bedroom (South Facing)						
Temperature Band	22 C	23 C	24 C	25 C	26 C	27 C	28 C
Simulation 1 - Hours Above	1064	211	10	0	0	0	0
Simulation 2 - Hours Above	1104	235	13	0	0	0	0
Simulation 3 - Hours Above	2830	1867	1185	800	431	170	55

Table 3.0.3 Bedroom 3 Results

Room	Bedroom 4						
Room Type	Sheltered Court Yard Facing Single Ward Bedroom (North Facing)						
Temperature Band	22 C	23 C	24 C	25 C	26 C	27 C	28 C
Simulation 1 - Hours Above	1115	75	0	0	0	0	0
Simulation 2 - Hours Above	1075	26	0	0	0	0	0
Simulation 3 - Hours Above	2956	1973	1125	687	269	76	6

Table 3.0.4 Bedroom 4 Results

Room	Bedroom 5						
Room Type	Sheltered Court Yard Facing Single Ward Bedroom (North Facing)						
Temperature Band	22 C	23 C	24 C	25 C	26 C	27 C	28 C
Simulation 1 - Hours Above	897	26	0	0	0	0	0
Simulation 2 - Hours Above	935	30	0	0	0	0	0
Simulation 3 - Hours Above	3321	2044	1021	534	176	29	0

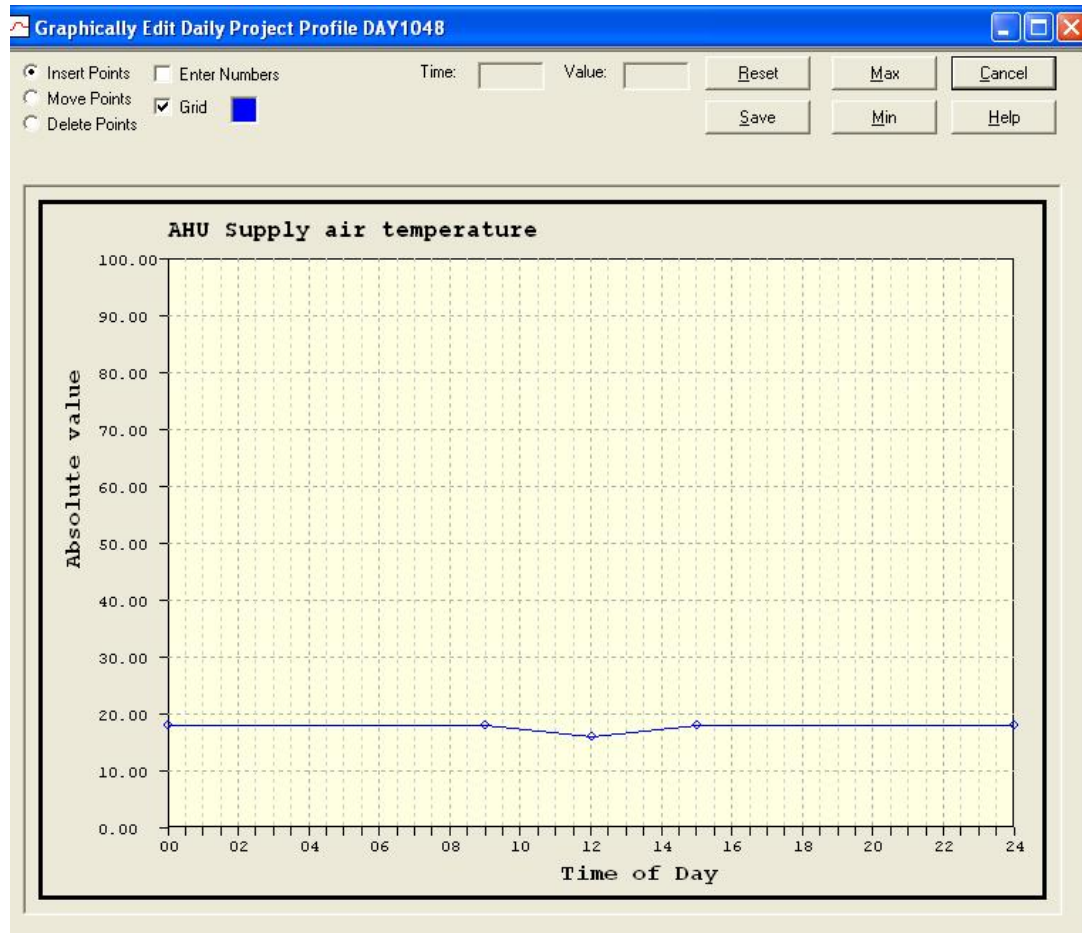
Table 3.0.5 Bedroom 5 Results

Room	Bedroom 6						
Room Type	Sheltered Court Yard Facing Single Ward Bedroom (North Facing)						
Temperature Band	22 C	23 C	24 C	25 C	26 C	27 C	28 C
Simulation 1 - Hours Above	1039	50	0	0	0	0	0
Simulation 2 - Hours Above	1070	55	0	0	0	0	0
Simulation 3 - Hours Above	2953	1972	1139	711	293	87	15

Table 3.0.6 Bedroom 6 Results

3.1 Simulation 1

- § Mechanical Ventilation with cooled fresh air supply. Supply air temperature profile as follows;



- § No Natural Ventilation – Macro flow window opening profile disabled. Windows closed.

3.1.1 External Facing Room

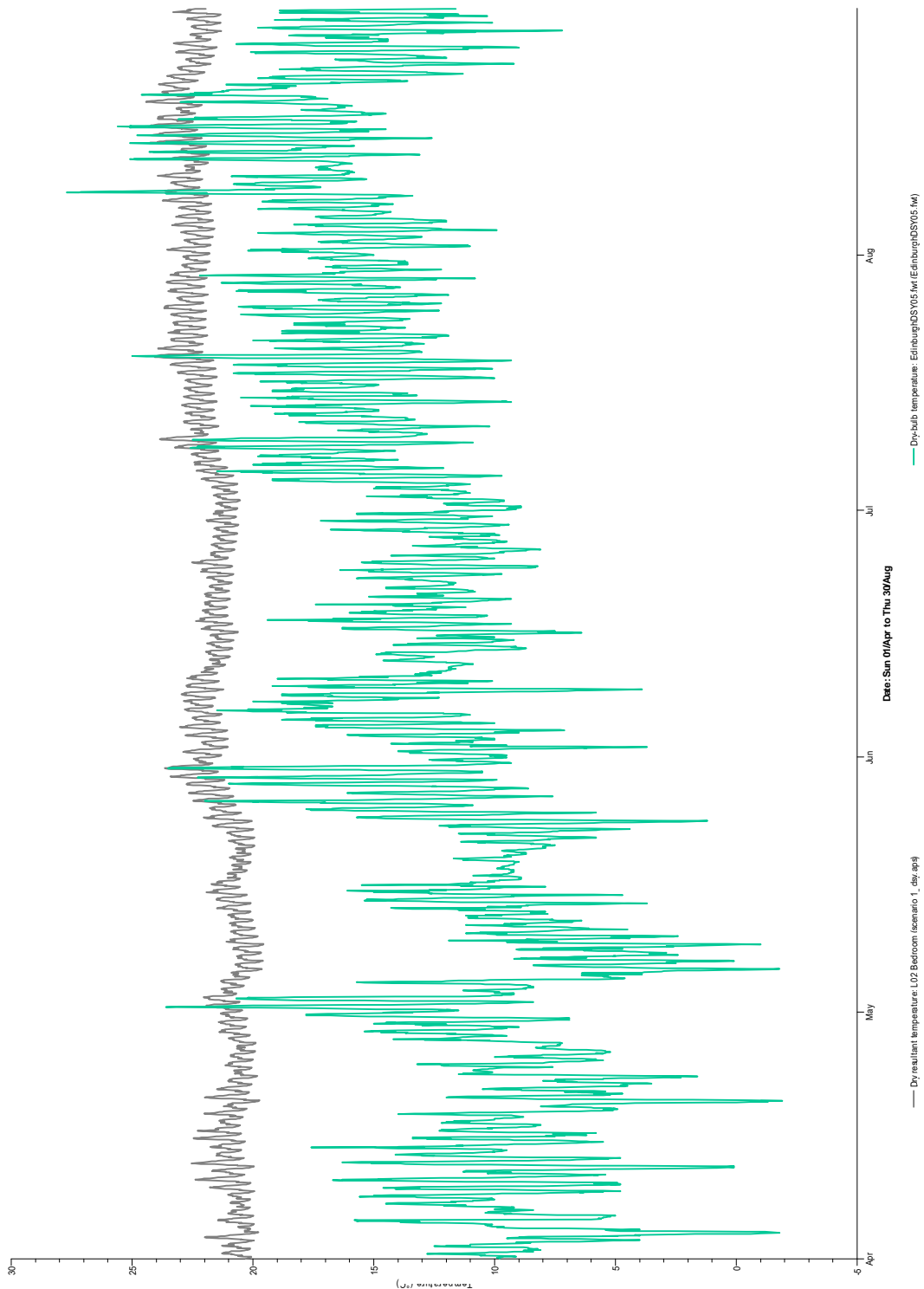


Figure 3.1.1 Simulation 1 - Mechanical Ventilation with Cooled Fresh Air Supply - External Facing Room - Summertime Temperature Profile

3.1.2 External Facing Room



Figure 3.1.2 Simulation 1 - Mechanical Ventilation with Cooled Fresh Air Supply External Facing Room - Peak Day Temperature Profile with influencing gains

3.1.3 Courtyard Facing Room

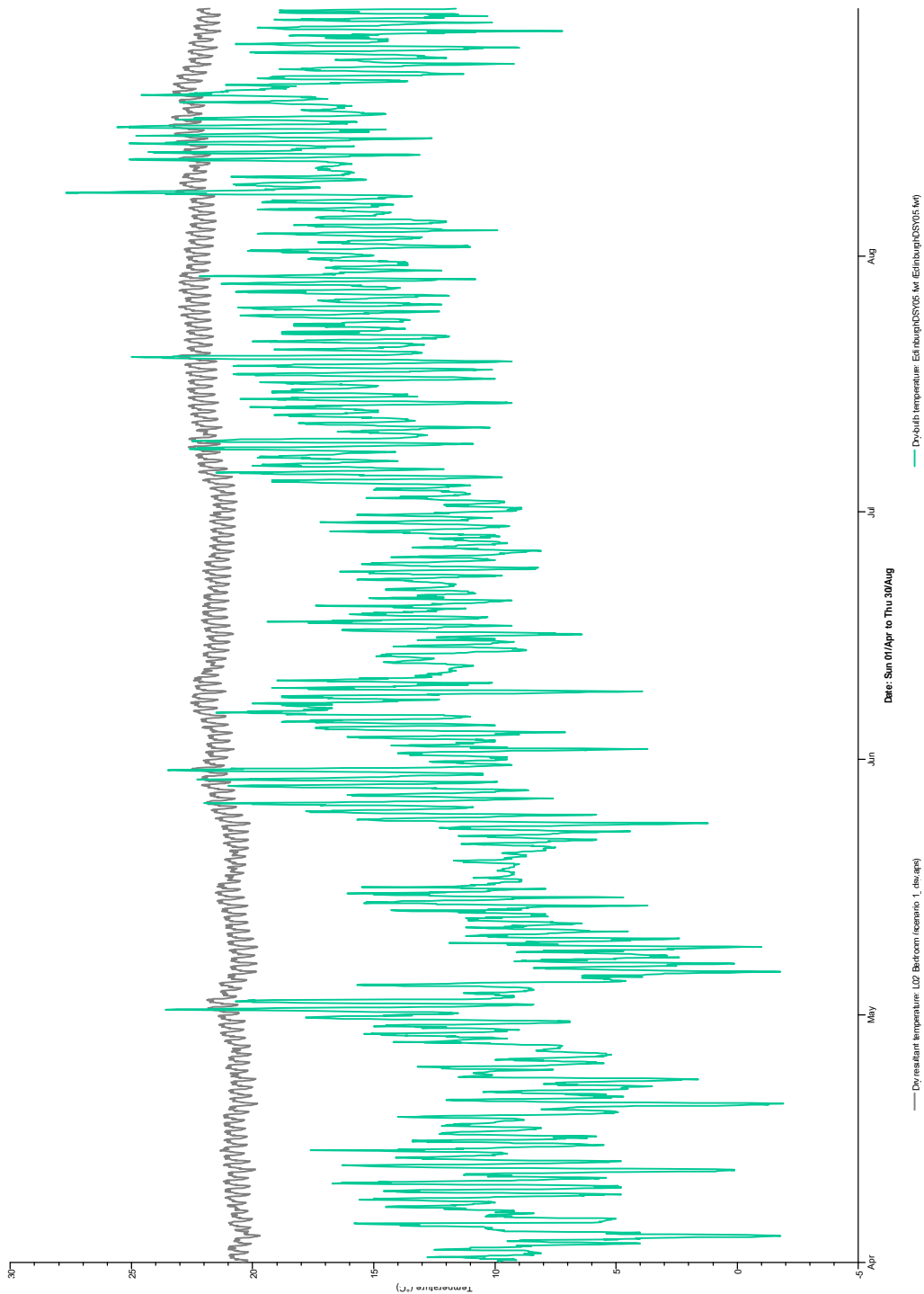


Figure 3.1.3 Simulation 1 - Mechanical Ventilation with Cooled Fresh Air Supply - Courtyard Facing Room - Summertime Temperature Profile

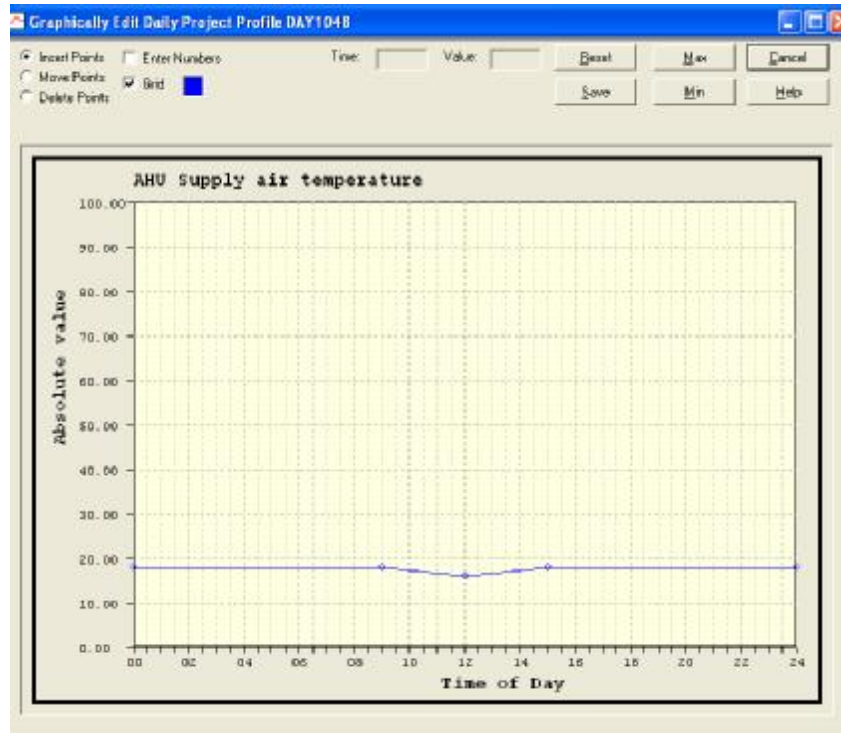
3.1.4 Courtyard Facing Room



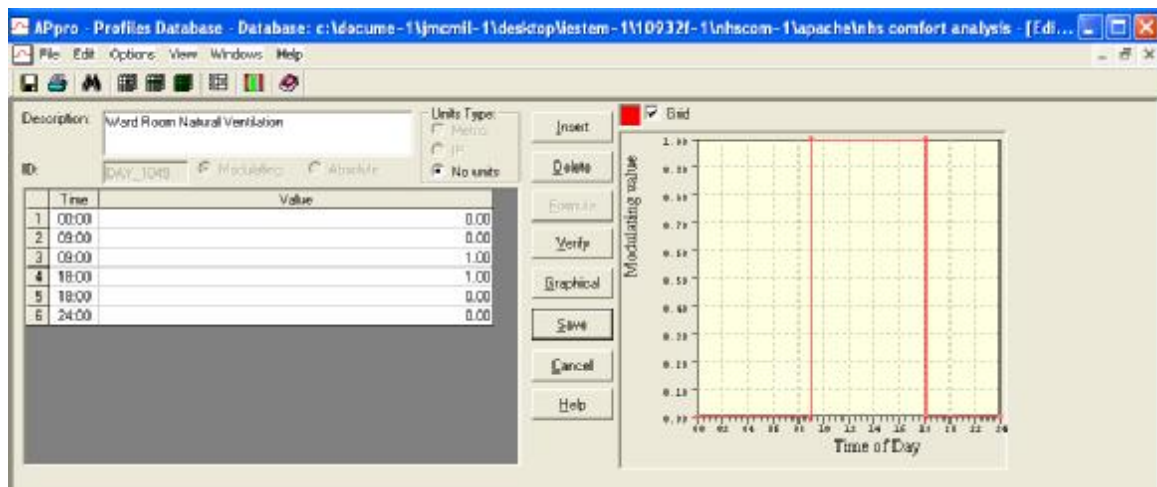
Figure 3.1.4 Simulation 1 - Mechanical Ventilation with Cooled Fresh Air Supply - Courtyard Facing Room - Peak Day Temperature Profile with influencing gains

3.2 Simulation 2

- § Mechanical Ventilation with cooled supply. Supply air temperature profile as follows;



- § Natural Ventilation – Macro flow window opening profile enabled. Windows open from 09:00 to 18:00. Modulating profile applied as follows;



3.2.1 External Facing Room

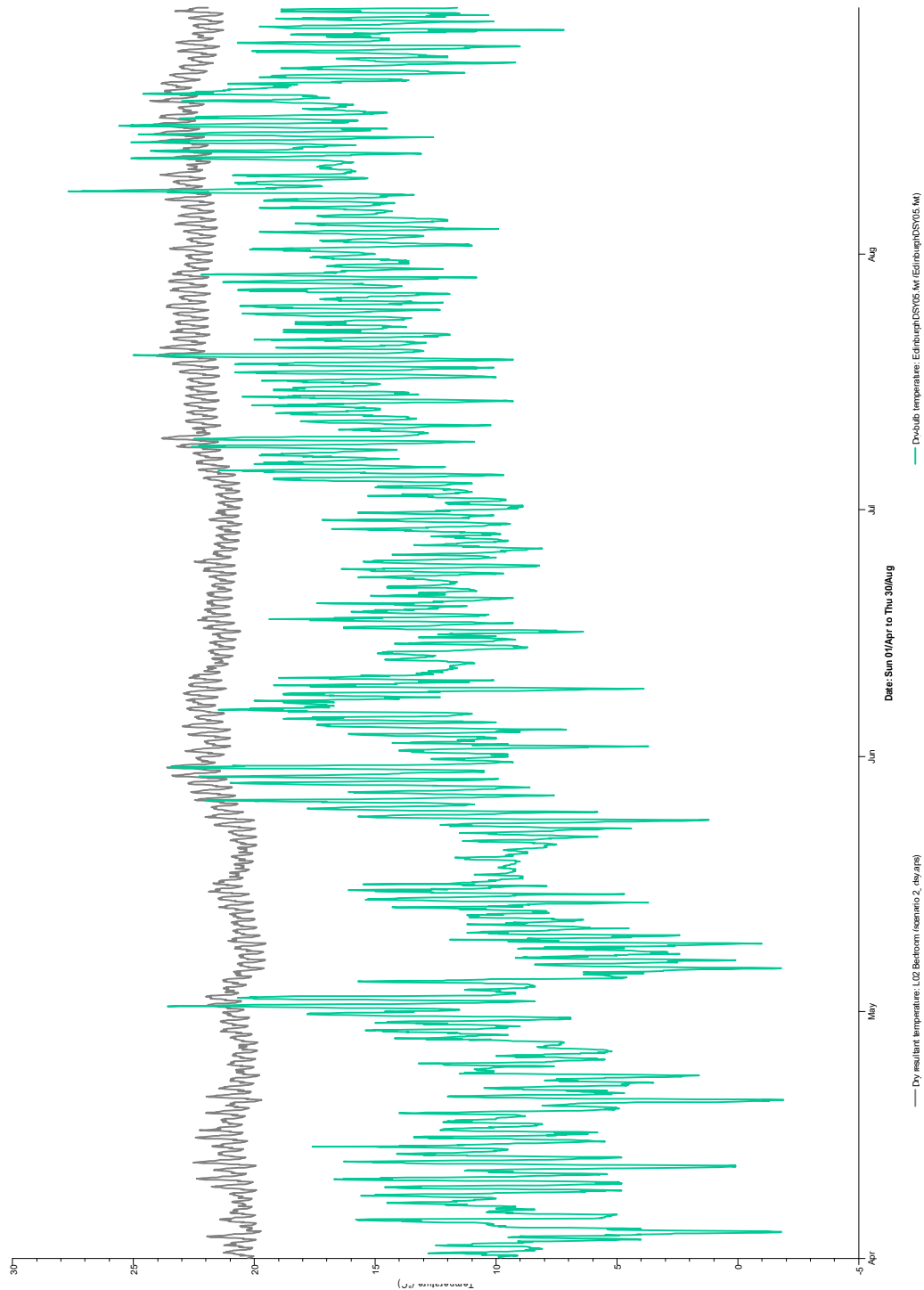


Figure 3.2.1 Simulation 2 - Mechanical Ventilation with Cooled Fresh Air Supply and Natural Ventilation - External Facing Room Summertime Temperature Profile

3.2.2 External Facing Room



Figure 3.2.2 Simulation 2 - Mechanical Ventilation with Cooled Fresh Air Supply and Natural Ventilation - External Facing Room - Peak Day Temperature Profile with influencing gains

3.2.3 Courtyard Facing Room

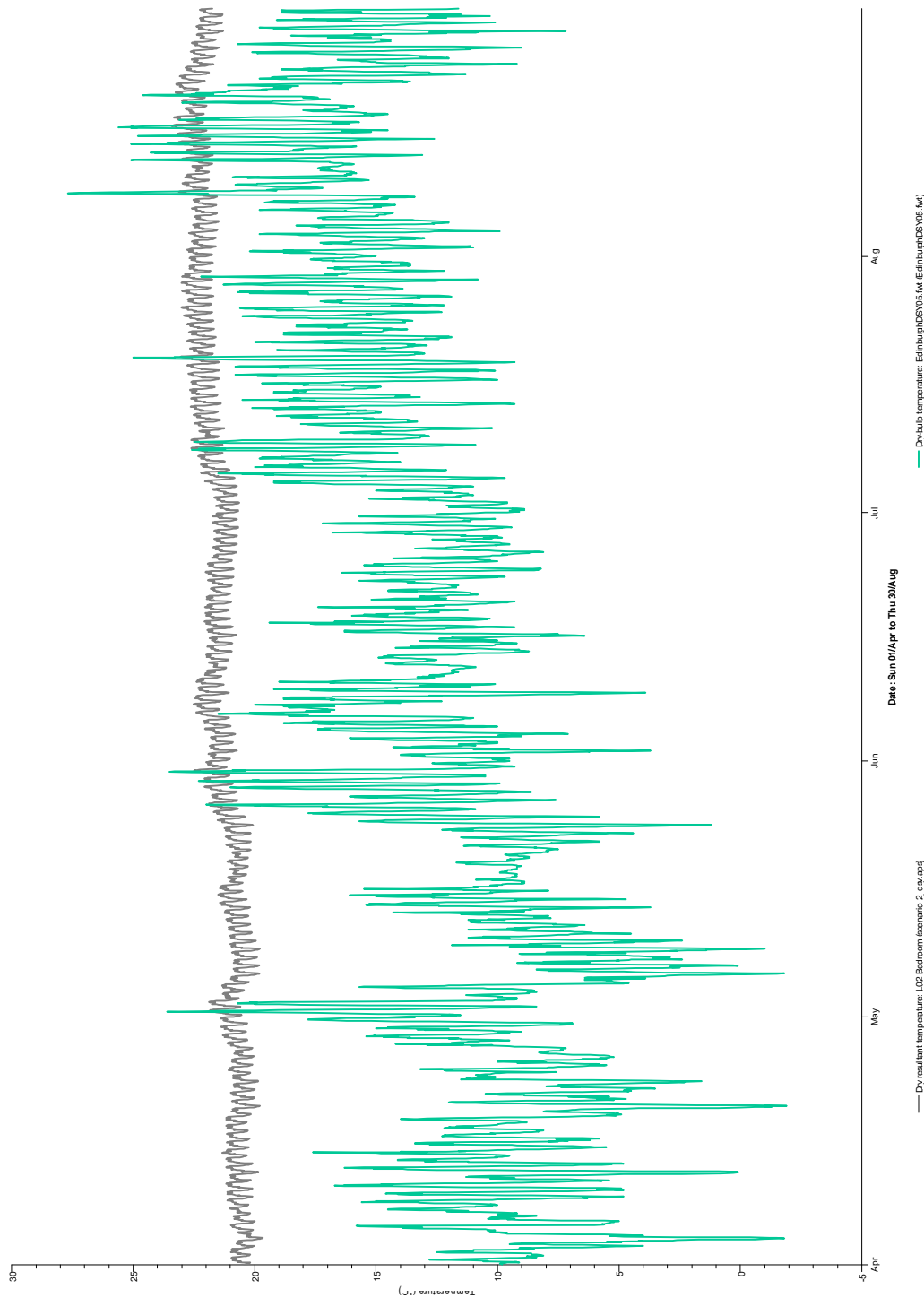


Figure 3.2.3 Simulation 2 - Mechanical Ventilation with Cooled Fresh Air Supply and Natural Ventilation - Courtyard Facing Room Summertime Temperature Profile

3.2.4 Courtyard Facing Room


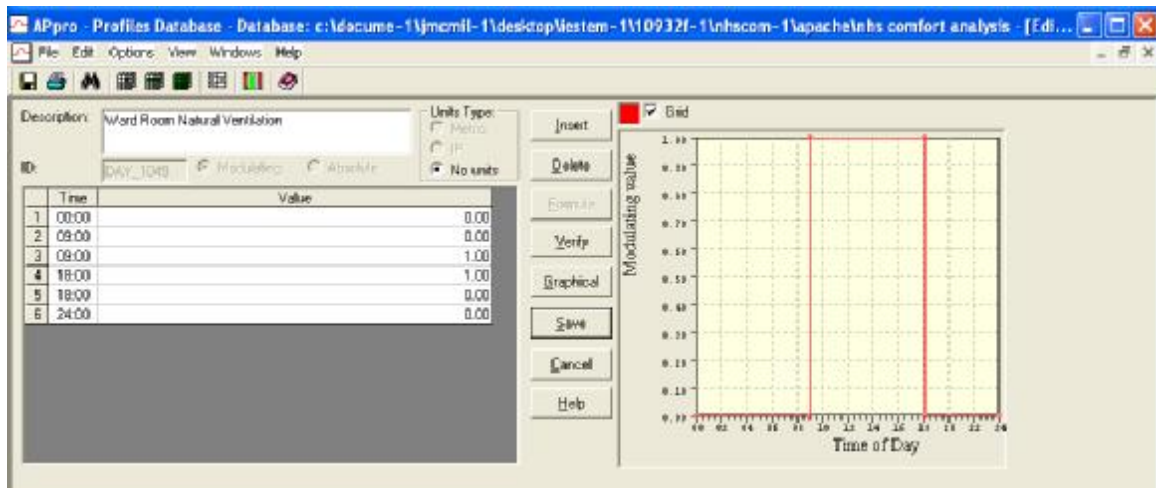


Figure 3.2.4 3 Simulation 2 - Mechanical Ventilation with Cooled Fresh Air Supply and Natural Ventilation - Courtyard Facing Room - Peak Day Temperature Profile with influencing gains

3.3 Simulation 3

- § No mechanical, comfort cooled fresh air supply.
- § Natural Ventilation – Macro flow window opening profile enabled. Windows open from 09:00 to 18:00. Modulating profile applied as follows;



3.3.1 External Facing Room

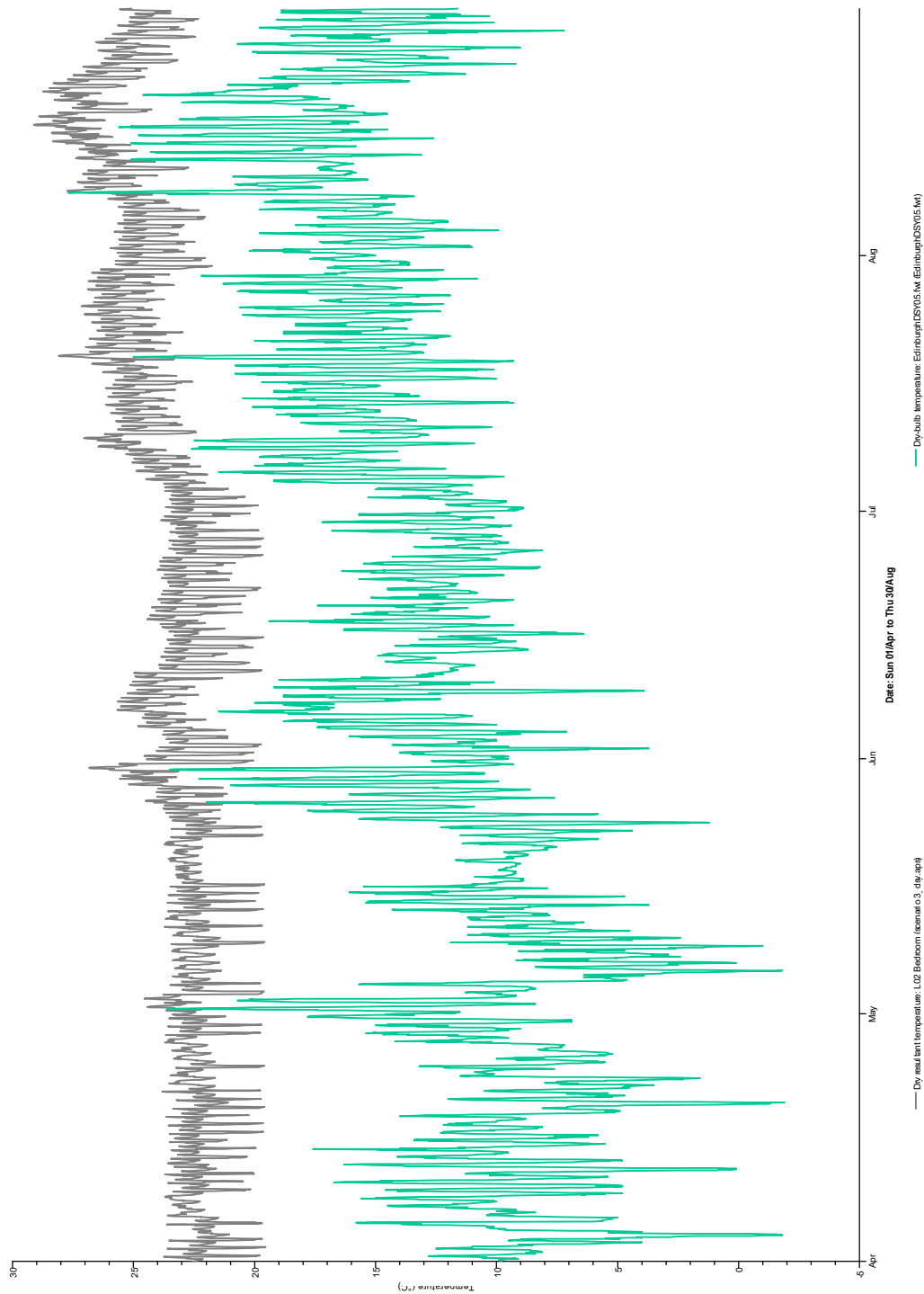


Figure 3.3.1 Simulation 3 – Natural Ventilation Only - External Facing Room - Summertime Temperature Profile

3.3.2 External Facing



Figure 3.3.2 Simulation 3 – Natural Ventilation Only - External Facing Room - Peak Day Temperature Profile with influencing gains

3.3.3 Courtyard Facing Room

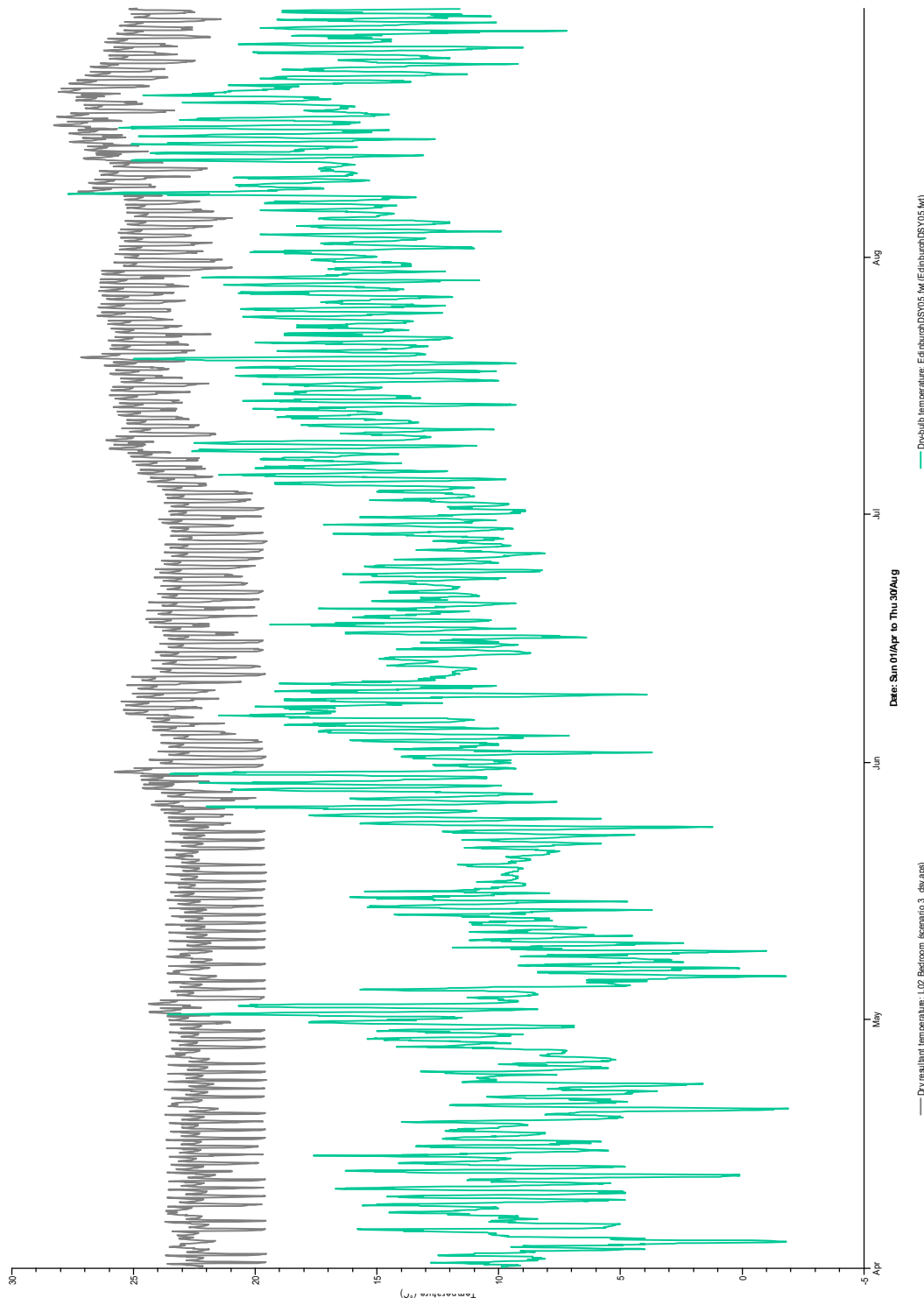


Figure 3.3.3 Simulation 3 – Natural Ventilation Only - Courtyard Facing Room - Summertime Temperature Profile

3.3.4 Courtyard Facing




Figure 3.3. Simulation 3 – Natural Ventilation Only - Courtyard Facing Room - Peak Day Temperature Profile with influencing gains

4.0 Conclusions

- § The thermal profiles observed in Simulations 1 & 2 show that the internal temperatures in ward rooms can be maintained at comfortable levels with mechanical ventilation and cooling available, and could be controlled throughout summertime providing a robust level thermal comfort as illustrated in the Summary Results Table in Section 3.0.
- § The results for Simulation 3 demonstrate that during peak summertime conditions, the ward rooms internal temperatures experience significant hours between 22oC and 28oC representing compromised thermal comfort levels for much of the summer months. NHSL would not find this level of performance acceptable given experiences within the ERI for ward rooms reliant on Natural Ventilation alone.
- § It should be noted that the envisaged approach is not intended to be prescriptive and that alternative approaches where put forward beyond the Reference Design could also be valid provided the conditions of planning are not compromised and can be complied with and that level of thermal comfort achieved satisfies the clients brief and expectations.

5.0 Concluding Remarks

The simulation results given in this report are based on the output of a complex, dynamic Energy model, which takes account of the following design criteria:

- § Architect's drawings
- § Weather data
- § Simulation Software
- § Internal Conditions
- § Construction materials
- § Space Conditioning system efficiency

Any output from the model is only as accurate as the input of the variables associated with the above criteria.

It is essential that all parties understand and accept the various criteria, as these 'drive' the performance of the building.

Environmental Matrix Comments - 13 October 14

(Received week beginning 20 October 2014)

The Board has the following initial technical comments on the draft 1 of the Environmental Matrix;	IHSL Update 27 October 2014
1. The submitted Environmental Matrix does not reflect the current Schedule of Accommodation, e.g. theatres and DCN acute care changes are not included. IHSL to provide up to date Environmental Matrix.	Theatre requirements are contained within the guidance notes section. The document will be updated to include these rooms as per item 5 below.
2. Issues within the guidance notes relating to:	
a. Environmental Matrix still dated as version 13 issued 19th September 2012,	Date has been removed.
b. Humidification, the requirement is for the space for future installation,	Guidance notes amended accordingly.
c. HK Design reference to be removed.	Reference removed.
3. The detail contained in the Clinical Output Specification requires theatre temperatures to be able to be raised to 31°C for certain operations. IHSL to reflect this in the Environmental Matrix.	Guidance notes amended accordingly.
4. Body view rooms to be able to reduce temperature for body storage. IHSL to reflect this in the Environmental Matrix.	Is understood that this room requires a room temperature of 8 deg C. The guidance note has been amended however it is noted that this will require a specialist refrigeration unit and the building fabric will require to be insulated and appropriate finishes selected similar to a walk in cold room.
5. Room descriptions are given but no room numbers shown – IHSL to add room numbers.	The matrix shall be room types for each department with quantities. A cross reference to room numbers shall be added for RDD.
6. SHTM 03-01 clause 2.11 states;	
“Internal temperatures in patient areas should not exceed 28°C db for more than 50 hrs per year”, however the Board added an additional BCR clause regarding the 25°C as clarified below:	Rooms at 25°C are identified within the matrix.
“Measures shall be assessed, modelled and implemented to demonstrate that the internal air temperature of any room or area does not exceed the maximum acceptable level of 25°C for more than 50 hours per annum”.	This is not agreed for all rooms. Refer to Environmental Matrix for individual room temperatures.

The Board has the following initial technical comments on the draft 1 of the Environmental Matrix;	IHSL Update 27 October 2014
Further review and development of the Environmental Matrix is required to clarify the following;	The BCR's allow for several rooms to go to 28 deg C and we have not received a change order to reduce the temperature in these rooms.
a. There are some rooms at 28°C which are provided with comfort cooling.	We understand that Internal temperatures in these rooms should not exceed 28°C db for more than 50 hrs per year
b. There are areas / rooms in the Environmental Matrix that contradict the above BCR clause, hence once IHSL produce an updated Environmental Matrix, further discussion is required with the Board to confirm which rooms or areas are not going to meet the Clause.	As indicated during the workshops we do not consider this as a contradiction. The BCR has two clauses one for specific rooms based on the 25°C and another for rooms on the 28°C criteria.
7. Bedrooms 4ac/hr, SHTM says 6 ac/hr Bedrooms have no extract Bedroom en-suites 10 ac/hr, SHTM says 3 ac/hr Bedrooms stated as positive pressure, SHTM says 0 or –ve pressure The supply air to a bedroom has to be balanced with extract e.g. Bedroom area 19m ² and 2.4m high = volume 45.6m ³ x 6ac/hr =273.6 m ³ / hr En-suite area 5 m ² and 2.4m high = volume 12.0m ³ x 3ac/hr = 36 m ³ / hr To achieve balanced pressure within room bedroom extract required = 273.6 – 36 = 237.6 m ³ / hr	The scheme is based on the Reference design throughout which is essentially mixed mode with openable windows and 2/3rds mechanical supply air to all bedrooms. This gives physiological benefits with access to fresh air control by user and obvious Energy benefits. We have amended the environmental schedule to show the room being balanced which is provided by the opening window.
8. Recovery stated as 4 ac/hr, SHTM says supply and extract 15 ac/hr	15 ac/hr utilised with the current design, matrix amended accordingly.
9. Query DSR at 10 ac/hr, this seems high for a predominantly empty room – IHSL to confirm if this correct?	We have reviewed this and have amended the matrix to indicated 6 ac/hr.
10. Query disposal hold extract 10 ac/hr, this seems high – IHSL to confirm if this correct?	We have reviewed this and have amended the matrix to indicated 6 ac/hr.
11. Public telephone booth area of 2m ² fitted with a radiant panel – IHSL to confirm if this correct?	We have reviewed this and have removed this item. The area will be heated from the adjacent space.
12. Colour rendering all stated as 80 where certain areas should be 90.	We have reviewed this and have amended the matrix accordingly

Royal Hospital for Sick Children and Department for Clinical Neurosciences - Edinburgh

RHSC / DCN RDS Environmental Matrix

Dept Code	Index
~	Cover
~	Guidance Notes
~	Room Function Reference Sheet
A1 - A4	Front Door - A&E / Assessment Ward
B1	Critical Care / HDU / Neonatal Surgery
C1- C5	RHSC In Patient Pathway / Ward Care
D1 - D10	RHSC Ambulatory Care
E1	Pod
F1	Child and Adolescent Mental Health
G2 - G3	Clinical Support
H1 - H3	Academic
I1 - I2	Facilities / Infrastructure Support Services
J1 - J2	Patient / Family Support
K1 - K2	Family Facilities
L1 - L2	DCN In Patient Pathway / Ward Care
M1- M4	DCN Support Space
N1	DCN Out Patient Departments
P1	Combined Theatres
Q1	Combined Radiology
R1 - R2	Office / Admin Support Services
S1 - S7	Combined Facilities / Infrastructure Support Services
T1	Plant
U1	Shelled Space

Rev	By	Description	Date

Environmental Matrix - Guidance Notes

- 1 This workbook is prepared for the Financial Close Stage as an easier reference tool to replace ADB RDS M&E Sheets for the Environmental Criteria elements as described on these sheets.
- 2 The services matrices are produced from the Schedule of Accommodation Sheets.
- 3 The design of the HVAC systems to the theatres shall be in accordance with SHTM 03-01.
- 4 Where radiant panels are indicated in any room in these matrices, detailed design development may remove the need for these without detriment to environmental temperature. This design development is dependant on actual room layout - i.e. whether a room is located adjacent to an external wall, ground bearing floor, roof surface or is internal.
- 5 Ventilation air change rates and the use of natural ventilation in Patient Areas shall be reviewed throughout the detail design process to ensure a maximum internal temperature of 25°C (dry bulb) is not exceeded during normal occupancy. This criteria shall also apply to cellular and open plan office spaces.
- 6 Maximum internal temperatures listed relate to normal occupancy and Summer Design Conditions ; External Summer Conditions for Cooling Plant Selection as per SHTM2025.Enthalpy 54kJ/kgda.26deg°Cdb,19deg°C wb. External Winter Conditions as per CIBSE Guide A Table A 2.2 for locality = - 6°C for Heat Losses, and as SHTM 2025 for locality = -10°C for AHU Ventilation Plant design.
- 7 Examination lamp notes where listed are provisional. Detailed requirements (fixed, mobile, illumination) will be detailed on C sheets as agreed from signed off 1:50 RDS, which shall take precedence over this schedule.
- 8 All lighting levels are derived from CIBSE Lighting Guide LG2.
- 9 Colour rendering refers to CIBSE Lighting Design Guide and will be applied throughout.
"80" : Normal
"90" - Enhanced to provide close as possible match to natural light for clinical purposes
- 10 Thermostatic Mixing Devices - SHTM 04-01 Guidance shall be employed for specific TRV Type versus listed Area/Activity.
- 11 Standby Lighting to be Grade A throughout .
- 12 The internal temperature in naturally or mechanically ventilated rooms shall not exceed the maximum temperature as listed on these Environmental Matrices provided external summer design criteria is not exceeded .
- 13 Local Radiant Panel PICV's shall have adjustable sensors.
- 14 Local Control BMS Temperature Sensors for ducted reheat zones and chilled water cassettes for hotspots shall be provided with local range adjustment to +/- 2°C of BMS Set Point. BMS set point shall be adjustable via operator/user dialogue through formal FM
- 15 **Typical bedroom** - Design Criteria - SHTM 03-01 Clause 2.11 - internal temperatures in patient areas should not exceed 28°C db for more than 50 hrs per year. Appendix 1 SHTM 03-01 gives 18°C to 28°C float range. NHSL however require that the maximum internal design temperature should not exceed 25°C for more than 50 hrs per year.
HDU bed areas - Design Criteria - HBN 57 gives specific guidance as well as SHTM 03-01 - Appendix 1 for air change rates - 10ac/hr Supply, 18°C to 25°C control range. (Capability shall be provided but not at the summer and winter external ambient design extremes against the internal maximum and minimum range conditions).
The department will be comfort cooled and controlled on a zonal basis.
Central AHU to be provided with blank section for future provision of humidification.
Post theatre recovery areas - Design Criteria - SHTM 03-01 - Appendix 1 for air change rates - 15ac/hr S&E , 18°C to 25°C control range.(Capability shall be provided but not at the summer and winter external ambient design extremes against the maximum and minimum range conditions).

Critical Care areas - Design Criteria - SHTM 03-01 - Appendix 1 for air change rates - 10ac/hr Supply , 18°C to 25°C control range.(Capability shall be provided but not at the summer and winter external ambient design extremes against the maximum and minimum range conditions). NHSL may require specific rooms to have a control range up to 28°C.
Central AHU to be provided with blank section for future provision of humidification.
- 16 **Corridor** ventilation may be either mechanical or where the opportunity exists natural. To be determined during detailed design with due regard to clinical functionality.
- 17 **Single Room WC** - SHTM 03-01 Appendix 1 suggests 3ac/hr extract air change rate only. We have applied 10ac/hr extract rate to provide a more robust rate of extract.
- 18 **Diagnostic Rooms** - (X Ray, CT Scanner, MRI Scanners, Gamma Camera) - air change rates listed at 8ac/hr. Actual air change rate must be derived through room heat gain analysis and actual equipment guidance.
- 19 **Operating Theatre Laminar Flow/UCV Requirements** - Refer to Operational Policy Documents for specific theatres which require Laminar Flow/UCV canopy style ventilation solution.
- 20 **Small workshop Areas** - Local Extract Ventilation (LEV) unit requirement to be determined from room equipment schedules.
- 21 **Note that Isolation Suite ventilation solutions for this project shall follow HBN 4 Supplement 1 Section 4 Item 4.8 Guidance i.e.**
A common departmental AHU shall be employed to provide supply air ventilation (and shall therefore employ duty & standby motors).
Isolation Rooms En Suite Extracts shall be provided with an independent Isolation Room toilet extract ventilation system.
Isolation Rooms En Suite Extracts shall be provided with either externally located 3 mtr high discharge stack in a safe location or with extract filters (H14) within a safe change housing outside the building on the suction side of the fan.
Heating & Cooling Isolation Suites shall be provided via the ventilation system.
- 22 **Retail Provision** - Service provisions listed are Infrastructure only for future fit-out by retailer. (Fire detection shall be provided to assist completion).
- 23 **Comfort Cooled Fresh Air** - Where noted as such on the matrices, this means as provided via departmental air handling plant via chilled water cooling coils.
- 24 **Body View Room** to be provided with ceiling cassette incorporating specialist refrigeration based cooling unit to reduce room temperature to 8°C minimum +/- 2°C. Room temperature will be achieved within two hours of plant operation.
This room will have dual function capability, normally at 28°C design max temperature and when required go to 8°C for storage and viewing of body.
- 25 Anti ligature rooms (5no. off) will be treated as sealed rooms with Supply at 6ac/hr and Extract to match to achieve a balanced pressure.
- 26 **Single Bedroom** - The design philosophy for ventilation is for a mixed mode operation where natural vent is encouraged which has benefits both physiological with users being partly in control, and from an energy stand point where mechanical vent loading is partly reduced (2/3rds). This strategy results in zero pressure differential regime within the room where supply and extract is balanced.

Room Function Reference Sheet.

The following table details reference templates which are used to populate cells within the environmental matrix. Refer to individual department sheets for individual room environmental conditions

Room Function	Temperature		Heating		Cooling Present	Cooling Type	Ventilation					Safety temperatures		Safety Notes	Lighting						Notes	Medical Location Group	
	Design Max deg C	Design Min deg C	Type	Control			Type	Supply ac/hr	Extract ac/hr	Relative Pressure	Min Filtration	Surface deg C	Water deg C		Normal lux	Night lux	Local lux	Standby Grade	Colour Rendering	Control			Plane
Bathroom	28	18	Adjacent Space Transfer Air	None	No	None	Central Dirty Extract	0	10	Negative	None	43	41		200	n/a	None	A	80	Presence detection	Floor 0m	See Guidance Notes	n/a
Bedroom	25	20	Radiant Panels	Remote Sensor Adj.	Yes	Comfort Cooled Fresh Air	Central Supply Air	4	0	Balanced	G4	43	41		100	5	300	A	80	switch	Bed / Trolley 1.45m	See Guidance Notes	1
Cellular / Ward Offices	25	18	Radiant Panels	Remote Sensor Adj.	Yes	Comfort Cooled Fresh Air	Central Supply and Extract	4	3	Positive	G4	43	n/a		300	n/a	None	A	80	Switch	Desk 0.75 to 0.85m	See Guidance Notes	n/a
Changing Facilities	28	18	Radiant Panels	Remote Sensor Adj.	Yes	Comfort Cooled Fresh Air	Central Supply and Extract	5	4	Positive	G4	43	41		100	n/a	None	A	80	Presence detection	Floor 0m	See Guidance Notes	n/a
Circulation Areas	28	18	Radiant Panels	Remote Sensor Adj.	No	None	None	Refer to Guidance Notes	Refer to Guidance Notes		G4	43	41		200	n/a	None	A	80	presence detection	Floor 0m	See Guidance Notes	n/a
Circulation Areas - Entrance Lobby	28	Not Controlled	Warm Air Door Curtain	BMS Adjustable Sensor	No	None	None	0	0	Balanced	None	n/a	n/a		200	n/a	None	A	80	Presence detection	Floor 0m	See Guidance Notes	n/a
Classroom	25	18	Radiant Panels	Remote Sensor Adj.	Yes	Ceiling Cassette Chilled Water	Central Supply and Extract	4	4	Balanced	G4	43	n/a		300	n/a	None	A	80	Switch	Desk 0.75 to 0.85m	See Guidance Notes	n/a
Common room/staff room/lounge	28	18	Radiant Panels	Remote Sensor Adj.	Yes	Comfort Cooled Fresh Air	Central Supply and Extract	6	8	Negative	G4	43	41		300	n/a	None	A	80	Switch	Floor 0m	See Guidance Notes	n/a
Consulting Room	28	18	Radiant Panels	Remote Sensor Adj.	Yes	Comfort Cooled Fresh Air	Central Supply and Extract	3	3	Balanced	G4	43	41		300	n/a	1000	A	80	Switch	Bed / Trolley 1.45m	See Guidance Notes	n/a
Clean Utility	28	18	Radiant Panels	Remote Sensor Adj.	Yes	Comfort Cooled Fresh Air	Central Supply Air	6	0	Positive	G4	43	41		150	n/a	None	A	80	Presence detection	General working plane 1m	See Guidance Notes	n/a
Dirty utility	28	18	Adjacent Space Transfer Air	None	No	None	Central Dirty Extract	0	6	Negative	None	43	60		200	n/a	None	A	80	Presence detection	Floor 0m	See Guidance Notes	n/a
Diagnostic room	25	18	Warm Air - Reheat Battery	BMS Adjustable Sensor	Yes	Comfort Cooled Fresh Air	Central Supply and Extract	8	8	Balanced	F7	43	41		300	n/a	1000	A	80	switch	General working plane 1m	See Guidance Notes	1
Eating/Drinking	28	18	Radiant Panels	Remote Sensor Adj.	Yes	Comfort Cooled Fresh Air	Central Supply and Extract	4	4	Balanced	G4	43	41		300	n/a	None	A	80	Switch	Floor 0m	See Guidance Notes	n/a
Ward Kitchen	28	18	Adjacent Space Transfer Air	None	Yes	Ceiling Cassette Chilled Water	Central General Extract	0	6	Negative	G4	n/a	60		500	n/a	None	A	80	Switch	General working plane 1m	See Guidance Notes	n/a
Small Workshop	28	18	Radiant Panels	Remote Sensor Adj.	No	None	Central Supply and Extract	4	6	Negative	G4	43	41		300	n/a	None	A	80	Switch	Desk 0.75 to 0.85m	See Guidance Notes	n/a
IT equipment (comms server)	25	18	None	None	Yes	Ceiling Cassette Chilled Water	Central General Extract	0	2	Negative	None	n/a	n/a		300	n/a	None	A	80	Switch	Floor 0m	See Guidance Notes	n/a
Kitchen (Commercial)	28	16	None	None	Yes	Comfort Cooled Fresh Air	Central Supply and Extract	DW172 Dependant	DW172 Dependant	Negative	G4	43	60		500	n/a	None	A	80	Switch	General working plane 1m	See Guidance Notes	n/a
Laboratory	28	18	Radiant Panels	Remote Sensor Adj.	Yes	Comfort Cooled Fresh Air	Central Supply and Extract	6	6	Balanced	F7	43	60		500	n/a	None	A	80	Switch	Desk 0.75 to 0.85m	See Guidance Notes	n/a
Laundry	28	18	Adjacent Space Transfer Air	None	No	Comfort Cooled Fresh Air	Central Supply and Extract	6	10	Negative	G4	43	60		300	n/a	None	A	80	Switch	Floor 0m	See Guidance Notes	n/a
Meeting Room	25	18	Radiant Panels	Remote Sensor Adj.	Yes	Ceiling Cassette Chilled Water	Central Supply and Extract	4	4	Balanced	G4	43	n/a		300	n/a	None	A	80	Switch	Desk 0.75 to 0.85m	See Guidance Notes	n/a
Patient Accommodation Day	25	18	Radiant Panels	Remote Sensor Adj.	Yes	Comfort Cooled Fresh Air	Central Supply Air	4	0	Positive	G4	43	41		100	n/a	None	A	80	Switch	Bed / Trolley 1.45m	See Guidance Notes	n/a
Multi-bed Wards	25	18	Radiant Panels	Remote Sensor Adj.	Yes	Comfort Cooled Fresh Air	Central Supply Air	4	0	Positive	G4	43	41		100	5	300	A	80	switch	Bed / Trolley 1.45m	See Guidance Notes	n/a
Physiotherapy Studio	28	18	Radiant Panels	Remote Sensor Adj.	Yes	Comfort Cooled Fresh Air	Central Supply and Extract	5	6	Negative	G4	43	41		300	n/a	None	A	80	Switch / Dimmer	Floor 0m	See Guidance Notes	n/a
Body View	28	8	Radiant Panels	Remote Sensor Adj.	Yes	Ceiling Cassette Specialist Cooling	Central Supply and Extract	4	6	Negative	G4	43	n/a		300	n/a	None	A	80	Switch	Floor 0m	See Guidance Notes	n/a
Reception	28	18	Radiant Panels	Remote Sensor Adj.	Yes	Comfort Cooled Fresh Air	Central Supply Air	3	0	Positive	G4	43	n/a		300	n/a	None	A	80	Switch	Desk 0.75 to 0.85m	See Guidance Notes	n/a

query

Room Function Reference Sheet.

The following table details reference templates which are used to populate cells within the environmental matrix. Refer to individual department sheets for individual room environmental conditions

Storage Area Med Gas	28	16	Adjacent Space Transfer Air	None	No	None	Natural ventilation	0	0	Balanced	None	n/a	n/a	200	n/a	None	A	80	Presence detection	Floor 0m	See Guidance Notes	n/a
Storage Area Equipment	28	16	Radiant Panels	Remote Sensor Adj.	No	None	Central General Extract	0	3	Negative	None	43	n/a	200	n/a	None	A	80	Presence detection	Floor 0m	See Guidance Notes	n/a
Tea Making	28	18	Adjacent Space Transfer Air	None	No	None	Central General Extract	0	5	Negative	None	43	41	200	n/a	None	A	80	Presence detection	Floor 0m	See Guidance Notes	n/a
Toilet	28	18	Adjacent Space Transfer Air	None	No	None	Central Dirty Extract	0	10	Negative	None	43	41	200	n/a	None	A	80	Presence detection	Floor 0m	See Guidance Notes	n/a
Waiting Room	28	18	Radiant Panels	Remote Sensor Adj.	Yes	Comfort Cooled Fresh Air	Central Supply and Extract	5	5	Balanced	G4	43	n/a	300	n/a	None	A	80	Switch	Floor 0m	See Guidance Notes	n/a
Treatment Room	28	18	Radiant Panels	Remote Sensor Adj.	Yes	Comfort Cooled Fresh Air	Central Supply Air	10	0	Positive	F7	43	41	500	n/a	1000	A	90	Switch	Bed / Trolley 1.45m	See Guidance Notes	n/a
Isolation Lobby	25	18	Warm Air - Reheat Battery	BMS Adjustable Sensor	Yes	Comfort Cooled Fresh Air	HBN4 Dependant	HBN4 Dependant	HBN4 Dependant		F7	43	n/a	200	n/a	None	A	80	Presence detection	Floor 0m	See Guidance Notes	n/a
Resuscitation Bay	25	21	Radiant Panels	BMS Adjustable Sensor	Yes	Comfort Cooled Fresh Air	Central Supply and Extract	10	6	Positive	G4	43	41	500	n/a	1000	A	80	Switch	Bed / Trolley 1.45m	See Guidance Notes	n/a
Circulation Equipment Storage Bays	28	16	Adjacent Space Transfer Air	None	No	None	Central General Extract	0	3	Negative	None	43	n/a	200	n/a	None	A	80	Presence detection	Floor 0m	See Guidance Notes	n/a
Isolation Bedroom	25	21	Adjacent Space Transfer Air	BMS Adjustable Sensor	Yes	Comfort Cooled Fresh Air	HBN4 Dependant	HBN4 Dependant	HBN4 Dependant	Balanced	F7	43	41	100	5	300	A	80	Switch	Bed / Trolley 1.45m	See Guidance Notes	1
Operating Theatre Suite	25	18	Warm Air - Reheat Battery	BMS Adjustable Sensor	Yes	Comfort Cooled Fresh Air	In line with SHTM 03-01	In line with SHTM 03-01	In line with SHTM 03-01		F7	43	n/a	500	n/a	10,000 - 100,000	A	80	Switch	Bed / Trolley 1.45m	See Guidance Notes	n/a
Disposal Hold	28	18	Adjacent Space Transfer Air	None	No	None	Central Dirty Extract	0	6	Negative	None	43	n/a	100	n/a	None	A	90	Presence detection	Floor 0m	See Guidance Notes	n/a
DSR	28	18	Adjacent Space Transfer Air	None	No	None	Central Dirty Extract	0	6	Negative	None	43	n/a	100	n/a	None	A	90	Presence detection	Floor 0m	See Guidance Notes	n/a
Resus Trolley bay	25	18	Radiant Panels	Remote Sensor Adj.	Yes	Comfort Cooled Fresh Air	Central Supply Air	0	0	Balanced	None	43	n/a	500	n/a	None	A	90	Switch	Bed / Trolley 1.45m	See Guidance Notes	n/a
Baby Feeding Room / Nappy Change	25	18	Adjacent Space Transfer Air	None	No	None	Central Dirty Extract	0	10	Negative	None	43	41	100	n/a	None	A	80	Presence detection	Floor 0m	See Guidance Notes	n/a
Relatives Overnight Stay	25	20	Radiant Panels	Remote Sensor Adj.	Yes	Comfort Cooled Fresh Air	Central Supply and Extract	4	0	Positive	G4	43	41	100	n/a	None	A	80	Switch	Bed / Trolley 1.45m	See Guidance Notes	n/a
Pantry	28	18	Radiant Panels	Remote Sensor Adj.	Yes	Comfort Cooled Fresh Air	Central Supply and Extract	6	8	Negative	G4	43	41	300	n/a	None	A	80	Switch	Floor 0m	See Guidance Notes	n/a
Linen Bay	28	16	Adjacent Space Transfer Air	None	No	None	Central Supply and Extract	0	3	Negative	None	43	n/a	200	n/a	None	A	80	Presence detection	Floor 0m	See Guidance Notes	n/a
Multi Disciplinary Work Areas	25	18	Radiant Panels	Remote Sensor Adj.	Yes	Comfort Cooled Fresh Air	Central Supply and Extract	6	4	Positive	G4	43	n/a	300	n/a	1000	A	80	Switch	Desk 0.75 to 0.85m	See Guidance Notes	n/a
Open Plan Office	25	18	Radiant Panels	Remote Sensor Adj.	Yes	Comfort Cooled Fresh Air	Central Supply and Extract	6	4	Positive	G4	43	n/a	300	n/a	None	A	80	Switch	Desk 0.75 to 0.85m	See Guidance Notes	n/a
Equipment Decontamination	28	18	Radiant Panels	Remote Sensor Adj.	Yes	Comfort Cooled Fresh Air	Central Supply Air	6	0	Positive	G4	43	41	200	n/a	None	A	80	Presence detection	General working plane 1m	See Guidance Notes	n/a
Circulation Phone Both	28	18	Radiant Panels	Remote Sensor Adj.	No	None	Central Supply and Extract	0	0	Balanced	G4	43	41	200	n/a	None	A	80	Presence detection	Floor 0m	See Guidance Notes	n/a
Recovery Bay / Recovery Room	28	20	Radiant Panels	Remote Sensor Adj.	Yes	Comfort Cooled Fresh Air	Central Supply and Extract	15	15	Balanced	G4	43	41	500	n/a	1000	A	80	switch	Bed / Trolley 1.45m	See Guidance Notes	n/a
IPS Room	Manufacturer Dependant	Manufacturer Dependant	Adjacent Space Transfer Air	None	No	None	None	0	3	Negative	None	43	n/a	200	Not Applicable	None	A	80	Switch	Floor 0m	See Guidance Notes	n/a

RHSC / DCN Environmental Matrix

Dept	Dept	Room Name	Qty	Room Function	ADB Code	Temp (max)	Temp (min)	Heating Type	Heating Control	Cooling (present)	Cooling (type)	Ventilation (type)	Supply (ach/hr)	Extract (ach/hr)	Relative pressure	Min filtration	Surface temp	Water temp	Safety Notes	Normal lux	Night lux	Local lux	Standby grade	Colour render	Control	Plane	Medical Location		
		Bathroom				28	20	Adjacent Space Transfer Air	None	No	None	Central Dirty Extract	0	10	Negative	None	43	41		200	n/a	None	A	80	Presence detection	Floor 0m	See Guidance Notes	n/a	
		Bedroom				25	18	Radiant Panels	Remote Sensor Adj.	Yes	Comfort Cooled Fresh Air	Natural & Central Supply Air	4	via ensuite	Balanced	G4	43	41		100	5	300	A	80	Switch / Dimmer	Bed / Trolley 1.45m	See Guidance Notes	1	
		Cellular / Ward Offices				25	18	Radiant Panels	Remote Sensor Adj.	Yes	Comfort Cooled Fresh Air	Central Supply and Extract	4	4	Balanced	G4	43	n/a		300	n/a	None	A	80	Switch	Desk 0.75 to 0.85m	See Guidance Notes	n/a	
		Changing Facilities				28	18	Radiant Panels	Remote Sensor Adj.	Yes	Comfort Cooled Fresh Air	Central Supply and Extract	6	10	positive to wc	G4	43	41		100	n/a	None	A	80	Presence detection	Floor 0m	See Guidance Notes	n/a	
		Circulation Areas				28	18	underfloor heating / none to suit location	BMS Adjustable Sensor	No	None	Central Supply and Extract or to suit location	to suit location	to suit location	Balanced	G4	43	41		200	n/a	None	A	80	presence detection	Floor 0m	See Guidance Notes	n/a	
		Circulation Areas - Entrance Lobby				28	Not Controlled	Warm Air Door Curtain	BMS Adjustable Sensor	No	None	None	0	0	Balanced	None	n/a	n/a		200	n/a	None	A	80	Presence detection	Floor 0m	See Guidance Notes	n/a	
		Classroom				25	18	Radiant Panels	Remote Sensor Adj.	Yes	Ceiling Cassette - Chilled Water	Central Supply and Extract	10 l/s per person	10 l/s per person	Balanced	G4	43	41		300	n/a	None	A	80	Switch	Desk 0.75 to 0.85m	See Guidance Notes	n/a	
		Common room/staff room/lounge				28	18	Radiant Panels	Remote Sensor Adj.	Yes	Comfort Cooled Fresh Air	Central Supply and Extract	6	8	Negative	G4	43	41		300	n/a	None	A	80	Switch	Floor 0m	See Guidance Notes	n/a	
		Consulting Room				28	18	Radiant Panels	Remote Sensor Adj.	Yes	Comfort Cooled Fresh Air	Central Supply and Extract	3	3	Balanced	G4	43	41		300	n/a	1000	A	80	Switch	Bed / Trolley 1.45m	See Guidance Notes	1	
		Clean Utility				28	18	Radiant Panels	Remote Sensor Adj.	Yes	Comfort Cooled Fresh Air	Central Supply Air	6	0	Positive	G4	43	41		150	n/a	None	A	80	Presence detection	General working plane 1m	See Guidance Notes	n/a	
		Dirty utility				28	18	Adjacent Space Transfer Air	None	No	None	Central Dirty Extract	0	6	Negative	None	43	41		200	n/a	None	A	80	Presence detection	Floor 0m	See Guidance Notes	n/a	
		Diagnostic room				25	18	Warm Air - Reheat Battery	BMS Adjustable Sensor	Yes	Comfort Cooled Fresh Air	Central Supply and Extract	to suit location	to suit location	Balanced	F7	43	41		300	n/a	1000	A	80	Switch / Dimmer	General working plane 1m	See Guidance Notes	1	
		Eating/Drinking				28	18	Radiant Panels	Remote Sensor Adj.	Yes	Comfort Cooled Fresh Air	Central Supply and Extract	10 l/s per person	10 l/s per person	Balanced	G4	43	41		300	n/a	None	A	80	Switch	Floor 0m	See Guidance Notes	n/a	
		Ward Kitchen				28	18	Adjacent Space Transfer Air	None	Yes	Ceiling Cassette - Chilled Water	Central General Extract	0	6	Negative	G4	n/a	60		500	n/a	None	A	80	Switch	General working plane 1m	See Guidance Notes	n/a	
		Small Workshop				28	18	Radiant Panels	Remote Sensor Adj.	Yes	Comfort Cooled Fresh Air	Central Supply and Extract	4	6	Negative	G4	43	41		300	n/a	None	A	80	Switch	Desk 0.75 to 0.85m	See Guidance Notes	n/a	
		IT equipment (comms server)				25	18	None	None	Yes	Ceiling Cassette - Chilled Water	Central General Extract	0	2	Negative	None	n/a	n/a		300	n/a	None	A	80	Switch	Floor 0m	See Guidance Notes	n/a	
		Kitchen (Commercial)				28	16	None	None	Yes	Ceiling Cassette - Chilled Water	Central Supply and Extract	DW172 Dependant	DW172 Dependant	Negative	G4	43	60		500	n/a	None	A	80	Switch	General working plane 1m	See Guidance Notes	n/a	
		Laboratory				25	18	Radiant Panels	Remote Sensor Adj.	Yes	Ceiling Cassette - Chilled Water	Central Supply and Extract	6	6	Balanced	F7	43	60		500	n/a	None	A	80	Switch	Desk 0.75 to 0.85m	See Guidance Notes	n/a	
		Laundry				28	18	Adjacent Space Transfer Air	None	Yes	Comfort Cooled Fresh Air	Central Supply and Extract	6	10	Negative	G4	43	60		300	n/a	None	A	80	Switch	Floor 0m	See Guidance Notes	n/a	
		Meeting Room				25	18	Radiant Panels	Remote Sensor Adj.	Yes	Ceiling Cassette - Chilled Water	Central Supply and Extract	10 l/s per person	10 l/s per person	Balanced	G4	43	n/a		300	n/a	None	A	80	Switch	Desk 0.75 to 0.85m	See Guidance Notes	n/a	
		Patient Accommodation Day				25	18	Radiant Panels	Remote Sensor Adj.	Yes	Comfort Cooled Fresh Air	Central Supply Air	4	4	Balanced	G4	43	41		100	n/a	None	A	80	Switch	Bed / Trolley 1.45m	See Guidance Notes	n/a	
		Multi-bed Wards				25	18	Radiant Panels	Remote Sensor Adj.	Yes	Comfort Cooled Fresh Air	Natural and Central Supply Air	4	via ensuite	positive to ensuite	G4	43	41		100	5	300	A	80	Switch / dimmer	Bed / Trolley 1.45m	See Guidance Notes	n/a	
		Physiotherapy Studio				28	18	Radiant Panels	Remote Sensor Adj.	Yes	Comfort Cooled Fresh Air	Central Supply and Extract	5	6	Negative	G4	43	41		300	n/a	None	A	80	Switch / Dimmer	Floor 0m	See Guidance Notes	n/a	
		Body View				28	8	Radiant Panels	Remote Sensor Adj.	Yes	Ceiling Cassette - Specialist Cooling	Central Supply and Extract	4	6	Negative	G4	43	n/a		300	n/a	None	A	80	Switch / Dimmer	Floor 0m	See Guidance Notes	n/a	
		Reception				28	18	Radiant Panels	Remote Sensor Adj.	Yes	Comfort Cooled Fresh Air	Central Supply Air	4	4	Balanced	G4	43	n/a		300	n/a	None	A	80	Switch	Desk 0.75 to 0.85m	See Guidance Notes	n/a	
		Storage Area Med Gas				28	16	Frost protection	Room Thermostat	No	None	Natural ventilation	0	0	n/a	None	n/a	n/a		200	n/a	None	A	80	Presence detection	Floor 0m	See Guidance Notes	n/a	
		Storage Area Equipment				28	16	Radiant Panels	Remote Sensor Adj.	No	None	Central General Extract	0	3	Negative	None	43	n/a		200	n/a	None	A	80	Presence detection	Floor 0m	See Guidance Notes	n/a	
		Tea Making				28	18	Adjacent Space Transfer Air	None	No	None	Central General Extract	0	5	Negative	None	43	41		200	n/a	None	A	80	Presence detection	Floor 0m	See Guidance Notes	n/a	
		Toilet				28	18	Adjacent Space Transfer Air	None	No	None	Central Dirty Extract	0	10	Negative	None	43	41		200	n/a	None	A	80	Presence detection	Floor 0m	See Guidance Notes	n/a	
		Waiting Room				28	18	Radiant Panels	Remote Sensor Adj.	Yes	Comfort Cooled Fresh Air	Central Supply and Extract	5	5	Balanced	G4	43	n/a		300	n/a	None	A	80	Switch	Floor 0m	See Guidance Notes	n/a	
		Treatment Room				28	18	Radiant Panels	Remote Sensor Adj.	Yes	Comfort Cooled Fresh Air	Central Supply Air	10	0	Positive	F7	43	41		500	n/a	1000	A	90	Switch	Bed / Trolley 1.45m	See Guidance Notes	n/a	
		Isolation Lobby				25	18	Warm Air - Reheat Battery	Local / BMS Adjustable Sensor	Yes	Comfort Cooled Fresh Air	Central Supply	69	0	Positive	F7	43	n/a		200	n/a	None	A	80	Presence detection	Floor 0m	See Guidance Notes	n/a	
		Resuscitation Bay				25	21	Radiant Panels	Remote Sensor Adj.	Yes	Comfort Cooled Fresh Air	Central Supply and Extract	10	6	Positive	G4	43	41		500	n/a	1000	A	80	Switch	Bed / Trolley 1.45m	See Guidance Notes	n/a	
		Circulation Equipment Storage Bays				28	16	Adjacent Space Transfer Air	None	No	None	Central General Extract	0	3	Negative	None	43	n/a		200	n/a	None	A	80	Presence detection	Floor 0m	See Guidance Notes	n/a	
		Isolation Bedroom				25	21	Adjacent Space Transfer Air	BMS Adjustable Sensor	Yes	Comfort Cooled Fresh Air	Supply via lobby	10	0	Balanced	F7	43	41		100	5	300	A	80	Switch / Dimmer	Bed / Trolley 1.45m	See Guidance Notes	1	
		Operating Theatre Suite				25	18	warm air via AHU Battery	Local / BMS Adjustable Sensor	Yes	Comfort Cooled Fresh Air	Central Supply and Extract	In line with SHTM 03-01	In line with SHTM 03-01		F7	43	41		500	n/a	10,000 - 100,000	A	80	Switch	Bed / Trolley 1.45m	See Guidance Notes	n/a	
		Disposal Hold				28	18	Adjacent Space Transfer Air	None	No	None	Central Dirty Extract	0	10	Negative	None	43	n/a		100	n/a	None	A	90	Presence detection	Floor 0m	See Guidance Notes	n/a	
		DSR				28	18	Adjacent Space Transfer Air	None	No	None	Central Dirty Extract	0	6	Negative	None	43	60		100	n/a	None	A	90	Presence detection	Floor 0m	See Guidance Notes	n/a	
		Resus Trolley bay				28	18	Adjacent Space Transfer Air	None	No	None	None	0	0	n/a	None	43	n/a		500	n/a	None	A	90	Switch	Bed / Trolley 1.45m	See Guidance Notes	n/a	
		Baby Feeding				25	18	Radiant Panels	Remote Sensor Adj.	No	None	Central Supply Air	5	0	Positive	G4	43	41		100	n/a	None	A	80	Presence detection	Floor 0m	See Guidance Notes	n/a	
		Nappy Change				25	18	Radiant Panels	Remote Sensor Adj.	No	None	Central Dirty Extract	0	10	Negative	None	43	41		100	n/a	None	A	80	Presence detection	Floor 0m	See Guidance Notes	n/a	
		Relatives Overnight Stay				28	20	Radiant Panels	Remote Sensor Adj.	Yes	Comfort Cooled Fresh Air	Central Supply and Extract	4	0	Positive	G4	43	41		100	n/a	None	A	80	Switch	Bed / Trolley 1.45m	See Guidance Notes	n/a	
		Pantry				28	18	Radiant Panels	Remote Sensor Adj.	Yes	Comfort Cooled Fresh Air	Central Supply and Extract	6	8	Negative	G4	43	41		300	n/a	None	A	80	Switch	Floor 0m	See Guidance Notes	n/a	
		Linen Bay				28	16	Adjacent Space Transfer Air	None	No	None	Central Extract	0	3	Negative	None	43	n/a		200	n/a	None	A	80	Presence detection	Floor 0m	See Guidance Notes	n/a	
		Multi Disciplinary Work Areas				25	18	Radiant Panels	Remote Sensor Adj.	Yes	Comfort Cooled Fresh Air	Central Supply and Extract	4	4	Balanced	G4	43	n/a		300	n/a	1000	A	80	Switch	Desk 0.75 to 0.85m	See Guidance Notes	n/a	
		Open Plan Office				25	18	Radiant Panels	Remote Sensor Adj.	Yes	Comfort Cooled Fresh Air	Central Supply and Extract	4	4	Balanced	G4	43	n/a		300	n/a	None	A	80	Switch	Desk 0.75 to 0.85m	See Guidance Notes	n/a	
		Equipment Decontamination				28	18	Radiant Panels	Remote Sensor Adj.	Yes	Comfort Cooled Fresh Air	Central Supply and Extract	7	10	Negative	G4	43	41		200	n/a	None	A	80	Presence detection	General working plane 1m	See Guidance Notes	n/a	
		Circulation Phone Booth				28	18	Radiant Panels	Remote Sensor Adj.	No	None	n/a	0	0	n/a	n/a	n/a	n/a		200	n/a	None	A	80	Presence detection	Floor 0m	See Guidance Notes	n/a	
		Recovery Bay / Recovery Room				28	20	Radiant Panels	Remote Sensor Adj.	Yes	Comfort Cooled Fresh Air	Central Supply and Extract	15	15	Balanced	G4	43	41		500	n/a	1000	A	80	Switch / Dimmer	Bed / Trolley 1.45m	See Guidance Notes	n/a	
		Staff Base				28	18	Radiant Panels	Remote Sensor Adj.	No	None	Central Supply and Extract	10 l/s per person	10 l/s per person	Balanced	G4	n/a	n/a		200/300	n/a	None	A	80	Switch / Dimmer	Desk 0.75 to 0.85m	See Guidance Notes	n/a	
Dept	Dept	Room Name	Qty	Room Function	ADB Code	Temp (max)	Temp (min)	Heating Type	Heating Control	Cooling (present)	Cooling (type)	Ventilation (type)	Supply (ach/hr)	Extract (ach/hr)	Relative pressure	Min filtration	Surface temp	Water temp	Safety Notes	Normal lux	Night lux	Local lux	Standby grade	Colour render	Control	Plane	Medical Location		
		Main Entrance Draught Lobby	2	10.0	Circulation Areas - Entrance Lobby	G0800-01	28	Not Controlled	Warm Air Door Curtain	BMS Adjustable Sensor	No	None	None	0	0	Balanced	None	n/a	n/a		200	n/a	None	A	80	Presence detection	Floor 0m	See Guidance Notes	n/a
		Parking Bay: 6 wheelchairs	1	4.0	Circulation Equipment Storage Bays	G0180-02	28	16	Adjacent Space Transfer Air	None	No	None	Central General Extract	0	3	Negative	None	43	n/a		200	n/a	None						

RHSC / DCN Environmental Matrix

Dept	Room Name	Qty	Room Function	ADB Code	Temp (max)	Temp (min)	Heating Type	Heating Control	Cooling (present)	Cooling (type)	Ventilation (type)	Supply (ach/hr)	Extract (ach/hr)	Relative pressure	Min filtration	Surface temp	Water temp	Safety Notes	Normal lux	Night lux	Local lux	Standby grade	Colour render	Control	Plane	Medical Location		
A1 Emergency Department	Nappy Change	1	4.0 Toilets	V1131	28	18	Adjacent Space Transfer Air	None	No	None	Central Dirty Extract	0	10	Negative	None	43	41		200	n/a	None	A	80	Presence detection	Floor 0m	See Guidance Notes	n/a	
	Baby Infant / Feeding Room	1	4.0 baby Feeding	S0012	25	18	Radiant Panels	Remote Sensor Adj.	No	None	Central Supply Air	5	0	Positive	G4	43	41		100	n/a	None	A	80	Presence detection	Floor 0m	See Guidance Notes	n/a	
	Triage Room	1	16.0 Consulting Room	X0242-03	28	18	Radiant Panels	Remote Sensor Adj.	Yes	Comfort Cooled Fresh Air	Central Supply and Extract	3	3	Balanced	G4	43	41		300	n/a	1000	A	80	Switch	Bed / Trolley 1.45m	See Guidance Notes	1	
	Treatment Room: Dual Access (Mental Health)	10	16.0 Treatment Room	X0242-04	28	18	Radiant Panels	Remote Sensor Adj.	Yes	Comfort Cooled Fresh Air	Central Supply Air	10	0	Positive	F7	43	41		500	n/a	1000	A	90	Switch	Bed / Trolley 1.45m	See Guidance Notes	n/a	
	Treatment Room: Single Access	4	14.0 Treatment Room	X0242-02	28	18	Radiant Panels	Remote Sensor Adj.	Yes	Comfort Cooled Fresh Air	Central Supply Air	10	0	Positive	F7	43	41		500	n/a	1000	A	90	Switch	Bed / Trolley 1.45m	See Guidance Notes	n/a	
	WC - Wheelchair accessible	2	4.5 Toilets	V0922	28	18	Adjacent Space Transfer Air	None	No	None	Central Dirty Extract	0	10	Negative	None	43	41		200	n/a	None	A	80	Presence detection	Floor 0m	See Guidance Notes	n/a	
	Plaster Suite (2 bays)	1	24.0 Consulting Room	X0206	28	18	Radiant Panels	Remote Sensor Adj.	Yes	Comfort Cooled Fresh Air	Central Supply and Extract	3	3	Balanced	G4	43	41		300	n/a	1000	A	80	Switch	Bed / Trolley 1.45m	See Guidance Notes	1	
	Store - Plaster	1	6.0 Storage Area Equipment	W1585-??	28	16	Radiant Panels	Remote Sensor Adj.	No	None	Central General Extract	0	3	Negative	None	43	n/a		200	n/a	None	A	80	Presence detection	Floor 0m	See Guidance Notes	n/a	
	Quiet Room	1	12.0 Cellular / Ward Offices	M0251	25	18	Radiant Panels	Remote Sensor Adj.	Yes	Comfort Cooled Fresh Air	Central Supply and Extract	4	4	Balanced	G4	43	n/a		300	n/a	None	A	80	Switch	Desk 0.75 to 0.85m	See Guidance Notes	n/a	
	Supplies Base	1	10.0 Storage Area Equipment	W1585-??	28	16	Radiant Panels	Remote Sensor Adj.	No	None	Central General Extract	0	3	Negative	None	43	n/a		200	n/a	None	A	80	Presence detection	Floor 0m	See Guidance Notes	n/a	
	Washdown Room	1	16.0 Dirty Utility	Y0431	28	18	Adjacent Space Transfer Air	None	No	None	Central Dirty Extract	0	6	Negative	None	43	41		200	n/a	None	A	80	Presence detection	Floor 0m	See Guidance Notes	n/a	
	General X-Ray Room	1	33.0 Diagnostic room	E0128	25	18	Warm Air - Reheat Battery	BMS Adjustable Sensor	Yes	Comfort Cooled Fresh Air	Central Supply and Extract	to suit location	to suit location	Balanced	F7	43	41		300	n/a	1000	A	80	Switch / Dimmer	General working plane 1m	See Guidance Notes	1	
	Consultant Psychiatrist / Psychologist Office	1	20.5 Cellular / Ward Offices	M0251	25	18	Radiant Panels	Remote Sensor Adj.	Yes	Comfort Cooled Fresh Air	Central Supply and Extract	4	4	Balanced	G4	43	n/a		300	n/a	None	A	80	Switch	Desk 0.75 to 0.85m	See Guidance Notes	n/a	
	Changing Cubicle	1	4.0 Changing Facilities	V0726	28	18	Radiant Panels	Remote Sensor Adj.	Yes	Comfort Cooled Fresh Air	Central Supply and Extract	6	10	positive to wc	G4	43	41		100	n/a	None	A	80	Presence detection	Floor 0m	See Guidance Notes	n/a	
	Resuscitation Room: 2 places	2	50.0 Resuscitation Bay	X0242-06	25	21	Radiant Panels	Remote Sensor Adj.	Yes	Comfort Cooled Fresh Air	Central Supply and Extract	10	6	Positive	G4	43	41		500	n/a	1000	A	80	Switch	Bed / Trolley 1.45m	See Guidance Notes	n/a	
	Sitting Room	1	16.0 Common room/staff room/lounge	D1120	28	18	Radiant Panels	Remote Sensor Adj.	Yes	Comfort Cooled Fresh Air	Central Supply and Extract	6	8	Negative	G4	43	41		300	n/a	None	A	80	Switch	Floor 0m	See Guidance Notes	n/a	
	WC - Wheelchair accessible	1	4.5 Toilets	V0922	28	18	Adjacent Space Transfer Air	None	No	None	Central Dirty Extract	0	10	Negative	None	43	41		200	n/a	None	A	80	Presence detection	Floor 0m	See Guidance Notes	n/a	
	Body Viewing Room	1	10.0 Body View	S0027-01	28	8	Radiant Panels	Remote Sensor Adj.	Yes	Ceiling Cassette - Specialist Cooling	Central Supply and Extract	4	6	Negative	G4	43	n/a		300	n/a	None	A	80	Switch / Dimmer	Floor 0m	See Guidance Notes	n/a	
	Laboratory - Near Patient Testing / Status	1	8.0 Laboratory	L1308	25	18	Radiant Panels	Remote Sensor Adj.	Yes	Ceiling Cassette - Chilled Water	Central Supply and Extract	6	6	Balanced	F7	43	60		500	n/a	None	A	80	Switch	Desk 0.75 to 0.85m	See Guidance Notes	n/a	
	Dirty Utility	1	11.0 Dirty Utility	Y0431	28	18	Adjacent Space Transfer Air	None	No	None	Central Dirty Extract	0	6	Negative	None	43	41		200	n/a	None	A	80	Presence detection	Floor 0m	See Guidance Notes	n/a	
	Pantry - Staff / Patient	1	5.0 Pantry	P0627	28	18	Radiant Panels	Remote Sensor Adj.	Yes	Comfort Cooled Fresh Air	Central Supply and Extract	6	8	Negative	G4	43	41		300	n/a	None	A	80	Switch	Floor 0m	See Guidance Notes	n/a	
	WC - Staff	2	3.0 Toilets	V1010-03	28	18	Adjacent Space Transfer Air	None	No	None	Central Dirty Extract	0	10	Negative	None	43	41		200	n/a	None	A	80	Presence detection	Floor 0m	See Guidance Notes	n/a	
	Staff Shower: ambulant	2	2.5 Bathroom	V1736	28	20	Adjacent Space Transfer Air	None	No	None	Central Dirty Extract	0	10	Negative	None	43	41		200	n/a	None	A	80	Presence detection	Floor 0m	See Guidance Notes	n/a	
	Male Staff Changing Room and Lockers: 20 places	1	11.5 Changing Facilities	V0726	28	18	Radiant Panels	Remote Sensor Adj.	Yes	Comfort Cooled Fresh Air	Central Supply and Extract	6	10	positive to wc	G4	43	41		100	n/a	None	A	80	Presence detection	Floor 0m	See Guidance Notes	n/a	
	Female Staff Changing Room and Lockers: 30 places	1	16.0 Changing Facilities	V0726	28	18	Radiant Panels	Remote Sensor Adj.	Yes	Comfort Cooled Fresh Air	Central Supply and Extract	6	10	positive to wc	G4	43	41		100	n/a	None	A	80	Presence detection	Floor 0m	See Guidance Notes	n/a	
	Beverage Bay	1	3.0 Tea Making	P0625	28	18	Adjacent Space Transfer Air	None	No	None	Central General Extract	0	5	Negative	None	43	41		200	n/a	None	A	80	switch	Floor 0m	See Guidance Notes	n/a	
	Secretary/Filing Office	1	18.0 Cellular / Ward Offices	M0251	25	18	Radiant Panels	Remote Sensor Adj.	Yes	Comfort Cooled Fresh Air	Central Supply and Extract	4	4	Balanced	G4	43	n/a		300	n/a	None	A	80	Switch	Desk 0.75 to 0.85m	See Guidance Notes	n/a	
	Ward Manager's Office	1	16.0 Cellular / Ward Offices	M0251	25	18	Radiant Panels	Remote Sensor Adj.	Yes	Comfort Cooled Fresh Air	Central Supply and Extract	4	4	Balanced	G4	43	n/a		300	n/a	None	A	80	Switch	Desk 0.75 to 0.85m	See Guidance Notes	n/a	
	Admin Office	1	20.5 Cellular / Ward Offices	M0251	25	18	Radiant Panels	Remote Sensor Adj.	Yes	Comfort Cooled Fresh Air	Central Supply and Extract	4	4	Balanced	G4	43	n/a		300	n/a	None	A	80	Switch	Desk 0.75 to 0.85m	See Guidance Notes	n/a	
	Interview/Meeting Room: 6 persons	1	9.0 Meeting Room	H1313-02	25	18	Radiant Panels	Remote Sensor Adj.	Yes	Ceiling Cassette - Chilled Water	Central Supply and Extract	10 l/s per person	10 l/s per person	Balanced	G4	43	n/a		300	n/a	None	A	80	Switch	Desk 0.75 to 0.85m	See Guidance Notes	n/a	
	Store - Equipment & Supplies	1	18.0 Storage Area Equipment	W1585	28	16	Radiant Panels	Remote Sensor Adj.	No	None	Central General Extract	0	3	Negative	None	43	n/a		200	n/a	None	A	80	Presence detection	Floor 0m	See Guidance Notes	n/a	
	Linen Bay (1 Trolley)	1	1.5 Linen Bay	W1594-01	28	16	Adjacent Space Transfer Air	None	No	None	Central Extract	0	3	Negative	None	43	n/a		200	n/a	None	A	80	Presence detection	Floor 0m	See Guidance Notes	n/a	
	Store - Stock & Sterile Supplies	1	18.0 Storage Area Equipment	W1585-??	28	16	Radiant Panels	Remote Sensor Adj.	No	None	Central General Extract	0	3	Negative	None	43	n/a		200	n/a	None	A	80	Presence detection	Floor 0m	See Guidance Notes	n/a	
	Store - Dispensing Drugs	1	8.0 Storage Area Equipment	W1585-??	28	16	Radiant Panels	Remote Sensor Adj.	No	None	Central General Extract	0	3	Negative	None	43	n/a		200	n/a	None	A	80	Presence detection	Floor 0m	See Guidance Notes	n/a	
	Store - Major Incident / Ambulance Equipment	1	6.0 Storage Area Equipment	W1585-??	28	16	Radiant Panels	Remote Sensor Adj.	No	None	Central General Extract	0	3	Negative	None	43	n/a		200	n/a	None	A	80	Presence detection	Floor 0m	See Guidance Notes	n/a	
	Store - Medical Gas Cylinders	1	3.0 Storage Area Med Gas	W1585-??	28	16	Frost protection	Room Thermostat	No	None	Natural ventilation	0	0	n/a	None	n/a	n/a		200	n/a	None	A	80	Presence detection	Floor 0m	See Guidance Notes	n/a	
	Disposal Hold	1	10.0 Disposal Hold	Y0646	28	18	Adjacent Space Transfer Air	None	No	None	Central Dirty Extract	0	10	Negative	None	43	n/a		100	n/a	None	A	90	Presence detection	Floor 0m	See Guidance Notes	n/a	
	DSR	1	7.0 DSR	Y1510	28	18	Adjacent Space Transfer Air	None	No	None	Central Dirty Extract	0	6	Negative	None	43	60		100	n/a	None	A	90	Presence detection	Floor 0m	See Guidance Notes	n/a	
	A2 Paediatric Acute Receiving Unit 34 Beds	4 Bed Room	1	63.0 Multi-bed Wards	B0405	25	18	Radiant Panels	Remote Sensor Adj.	Yes	Comfort Cooled Fresh Air	Natural and Central Supply Air	4	via ensuite	positive to ensuite	G4	43	41		100	5	300	A	80	switch / dimmer	Bed / Trolley 1.45m	See Guidance Notes	n/a
		En-suite wheelchair-accessible WC, Shower & wash	1	6.0 Bathroom	V1643	28	20	Adjacent Space Transfer Air	None	No	None	Central Dirty Extract	0	10	Negative	None	43	41		200	n/a	None	A	80	Presence detection	Floor 0m	See Guidance Notes	n/a
		Single Bedroom	6	17.0 Bedroom	B0305-01	25	18	Radiant Panels	Remote Sensor Adj.	Yes	Comfort Cooled Fresh Air	Natural & Central Supply Air	4	via ensuite	Balanced	G4	43	41		100	5	300	A	80	Switch / Dimmer	Bed / Trolley 1.45m	See Guidance Notes	1
		En-suite wheelchair-accessible WC, Shower & wash	6	4.5 Bathroom	V1643	28	20	Adjacent Space Transfer Air	None	No	None	Central Dirty Extract	0	10	Negative	None	43	41		200	n/a	None	A	80	Presence detection	Floor 0m	See Guidance Notes	n/a
		Reception/Staff Base	1	6.0 Reception	J0132-01	28	18	Radiant Panels	Remote Sensor Adj.	Yes	Comfort Cooled Fresh Air	Central Supply Air	4	4	Balanced	G4	43	n/a		300	n/a	None	A	80	Switch	Desk 0.75 to 0.85m	See Guidance Notes	n/a
		Touchdown Base	4	2.0 staff base	T0151	28	18	Radiant Panels	Remote Sensor Adj.	No	None	Central Supply and Extract	10l/s/per person	10l/s/per person	Balanced	G4	n/a	n/a		200/300	n/a	None	A	80	Switch / Dimmer	Desk 0.75 to 0.85m	See Guidance Notes	n/a
		Single Isolation Bed Room	1	17.0 Isolation Bedroom	B0308	25	21	Adjacent Space Transfer Air	BMS Adjustable Sensor	Yes	Comfort Cooled Fresh Air	Supply via lobby	10	0	Balanced	F7	43	41		100	5	300	A	80	Switch / Dimmer	Bed / Trolley 1.45m	See Guidance Notes	1
		Isolation Bedroom Entrance Lobby	1	4.0 Isolation Lobby	G0510	25	18	Warm Air - Reheat Battery	Local / BMS Adjustable Sensor	Yes	Comfort Cooled Fresh Air	Central Supply	69	0	Positive	F7	43	n/a		200	n/a	None	A	80	Presence detection	Floor 0m	See Guidance Notes	n/a
		Single Bedroom (RHSC)	13	17.0 Bedroom	B0305-01	25	18	Radiant Panels	Remote Sensor Adj.	Yes	Comfort Cooled Fresh Air	Natural & Central Supply Air	4	via ensuite	Balanced	G4	43	41		100	5	300	A	80	Switch / Dimmer	Bed / Trolley 1.45m	See Guidance Notes	1
		En-suite wheelchair-accessible WC, Shower & wash	14	4.5 Bathroom	V1643	28	20	Adjacent Space Transfer Air	None	No	None	Central Dirty Extract	0	10	Negative	None	43	41		200	n/a	None	A	80	Presence detection	Floor 0m	See Guidance Notes	n/a
4 Bed Room		2	58.5 Multi-bed Wards	B0405	25	18	Radiant Panels	Remote Sensor Adj.	Yes	Comfort Cooled Fresh Air	Natural and Central Supply Air	4	via ensuite	positive to ensuite	G4	43	41		100	5	300	A	80	switch / dimmer	Bed / Trolley 1.45m	See Guidance Notes	n/a	
En-suite wheelchair-accessible WC, Shower & wash		2	4.5 Bathroom	V1643	28	20	Adjacent Space Transfer Air	None	No	None	Central Dirty Extract	0	10	Negative	None	43	41		200	n/a	None	A	80	Presence detection	Floor 0m	See Guidance Notes	n/a	
Single Bedroom (RHSC)		2	17.0 Bedroom	B0305-01	25	18	Radiant Panels	Remote Sensor Adj.	Yes	Comfort Cooled Fresh Air	Natural & Central Supply Air	4	via ensuite	Balanced	G4	43	41		100	5	300	A	80	Switch / Dimmer	Bed / Trolley 1.45m	See Guidance Notes	1	
En-suite wheelchair-accessible WC, Shower & wash		2	4.5 Bathroom	V1643	28	20	Adjacent Space Transfer Air	None	No	None	Central Dirty Extract	0	10	N														

RHSC / DCN Environmental Matrix

Dept	Room Name	Qty	Room Function	ADB Code	Temp (max)	Temp (min)	Heating Type	Heating Control	Cooling (present)	Cooling (type)	Ventilation (type)	Supply (ach/hr)	Extract (ach/hr)	Relative pressure	Min filtration	Surface temp	Water temp	Safety Notes	Normal lux	Night lux	Local lux	Standby grade	Colour render	Control	Plane	Medical Location			
	Senior Academic Staff Office	6	Cellular / Ward Offices	M0251	25	18	Radiant Panels	Remote Sensor Adj.	Yes	Comfort Cooled Fresh Air	Central Supply and Extract	4	4	Balanced	G4	43	n/a		300	n/a	None	A	80	Switch	Desk 0.75 to 0.85m	See Guidance Notes	n/a		
	16 Person Office	1	Cellular / Ward Offices	M0251	25	18	Radiant Panels	Remote Sensor Adj.	Yes	Comfort Cooled Fresh Air	Central Supply and Extract	4	4	Balanced	G4	43	n/a		300	n/a	None	A	80	Switch	Desk 0.75 to 0.85m	See Guidance Notes	n/a		
	WC - Staff	2	Toilet	V1010-03	28	18	Adjacent Space Transfer Air	None	No	None	Central Dirty Extract	0	10	Negative	None	43	41		200	n/a	None	A	80	Presence detection	Floor 0m	See Guidance Notes	n/a		
	WC - Visitors	1	Toilet	V1010-02	28	18	Adjacent Space Transfer Air	None	No	None	Central Dirty Extract	0	10	Negative	None	43	41		200	n/a	None	A	80	Presence detection	Floor 0m	See Guidance Notes	n/a		
	Clean Utility	1	Clean Utility	T0101	28	18	Radiant Panels	Remote Sensor Adj.	Yes	Comfort Cooled Fresh Air	Central Supply Air	6	0	Positive	G4	43	41		150	n/a	None	A	80	Presence detection	General working plane 1m	See Guidance Notes	n/a		
	Dirty Utility	1	Dirty utility	Y0431	28	18	Adjacent Space Transfer Air	None	No	None	Central Dirty Extract	0	6	Negative	None	43	41		200	n/a	None	A	80	Presence detection	Floor 0m	See Guidance Notes	n/a		
	Pantry	1	Pantry	P0627	28	18	Radiant Panels	Remote Sensor Adj.	Yes	Comfort Cooled Fresh Air	Central Supply and Extract	6	8	Negative	G4	43	41		300	n/a	None	A	80	Switch	Floor 0m	See Guidance Notes	n/a		
	Resuscitation Trolley Bay	1	Resus Trolley bay	G0180-01	28	18	Adjacent Space Transfer Air	None	No	None	None	None	0	0	n/a	None	43	n/a		500	n/a	None	A	80	switch	Floor 0m	See Guidance Notes	n/a	
	Linen Bay (1 Trolley)	2	Storage Area Equipment	W1585-??	28	16	Radiant Panels	Remote Sensor Adj.	No	None	Central General Extract	0	3	Negative	None	43	n/a		200	n/a	None	A	80	Presence detection	Floor 0m	See Guidance Notes	n/a		
	Store - General	1	Storage Area Equipment	W1585	28	16	Radiant Panels	Remote Sensor Adj.	No	None	Central General Extract	0	3	Negative	None	43	n/a		200	n/a	None	A	80	Presence detection	Floor 0m	See Guidance Notes	n/a		
	Store - Equipment	1	Storage Area Equipment	W1585	28	16	Radiant Panels	Remote Sensor Adj.	No	None	Central General Extract	0	3	Negative	None	43	n/a		200	n/a	None	A	80	Presence detection	Floor 0m	See Guidance Notes	n/a		
	Host Bay	1	3.0 Circulation Equipment Storage Bays	G0180-03	28	16	Adjacent Space Transfer Air	None	No	None	Central General Extract	0	3	Negative	None	43	n/a		200	n/a	None	A	80	Presence detection	Floor 0m	See Guidance Notes	n/a		
	DSR	1	DSR	Y1510	28	18	Adjacent Space Transfer Air	None	No	None	Central Dirty Extract	0	6	Negative	None	43	60		100	n/a	None	A	90	Presence detection	Floor 0m	See Guidance Notes	n/a		
	Ward Kitchen	1	Ward Kitchen	P0627-01	28	18	Adjacent Space Transfer Air	None	Yes	Ceiling Cassette - Chilled Water	Central General Extract	0	6	Negative	G4	n/a	60		500	n/a	None	A	80	Switch	General working plane 1m	See Guidance Notes	n/a		
	Disposal Hold	1	Disposal Hold	Y0646	28	18	Adjacent Space Transfer Air	None	No	None	Central Dirty Extract	0	10	Negative	None	43	n/a		100	n/a	None	A	90	Presence detection	Floor 0m	See Guidance Notes	n/a		
A3	PARU / Emergency / Radiology / Shared Support	Meeting / Case Conference Room	1	32.0	Meeting Room	H1313-03	25	18	Radiant Panels	Remote Sensor Adj.	Yes	Ceiling Cassette - Chilled Water	Central Supply and Extract	10 l/s per person	10 l/s per person	Balanced	G4	43	n/a		300	n/a	None	A	80	Switch	Desk 0.75 to 0.85m	See Guidance Notes	n/a
	Seminar & Training Room	1	32.0	Meeting Room	H1313-03	25	18	Radiant Panels	Remote Sensor Adj.	Yes	Ceiling Cassette - Chilled Water	Central Supply and Extract	10 l/s per person	10 l/s per person	Balanced	G4	43	n/a		300	n/a	None	A	80	Switch	Desk 0.75 to 0.85m	See Guidance Notes	n/a	
	Staff Room	1	80.0	Common room/staff room/lounge	D0608-03	28	18	Radiant Panels	Remote Sensor Adj.	Yes	Comfort Cooled Fresh Air	Central Supply and Extract	6	8	Negative	G4	43	41		300	n/a	None	A	80	Switch	Floor 0m	See Guidance Notes	n/a	
B1	Waiting Area (Visitors)	1	16.5	Waiting Room	J0132-02	28	18	Radiant Panels	Remote Sensor Adj.	Yes	Comfort Cooled Fresh Air	Central Supply and Extract	5	5	Balanced	G4	43	n/a		300	n/a	None	A	80	Switch	Floor 0m	See Guidance Notes	n/a	
	WC - Wheelchair accessible	1	4.5	Toilet	V0922	28	18	Adjacent Space Transfer Air	None	No	None	Central Dirty Extract	0	10	Negative	None	43	41		200	n/a	None	A	80	Presence detection	Floor 0m	See Guidance Notes	n/a	
	Public Telephone Booth	1	2.0	Circulation Phone Booth	G0710	28	18	Adjacent Space Transfer Air	None	No	None	n/a	0	0	n/a	n/a	n/a	n/a		200	n/a	None	A	80	Presence detection	Floor 0m	See Guidance Notes	n/a	
	Reception	1	7.0	Reception	J0132-01	28	18	Radiant Panels	Remote Sensor Adj.	Yes	Comfort Cooled Fresh Air	Central Supply Air	4	4	Balanced	G4	43	n/a		300	n/a	None	A	80	Switch	Desk 0.75 to 0.85m	See Guidance Notes	n/a	
	Office - 4 person	1	20.0	Cellular / Ward Offices	M0251	25	18	Radiant Panels	Remote Sensor Adj.	Yes	Comfort Cooled Fresh Air	Central Supply and Extract	4	4	Balanced	G4	43	n/a		300	n/a	None	A	80	Switch	Desk 0.75 to 0.85m	See Guidance Notes	n/a	
	Staff Base	1	12.0	Cellular / Ward Offices	M0251	25	18	Radiant Panels	Remote Sensor Adj.	Yes	Comfort Cooled Fresh Air	Central Supply and Extract	4	4	Balanced	G4	43	n/a		300	n/a	None	A	80	Switch	Desk 0.75 to 0.85m	See Guidance Notes	n/a	
	Single Bed Isolation Cubicle	2	26.0	Isolation Bedroom	B1401-01	25	21	Adjacent Space Transfer Air	BMS Adjustable Sensor	Yes	Comfort Cooled Fresh Air	Supply via lobby	10	0	Balanced	F7	43	41		100	5	300	A	80	Switch / Dimmer	Bed / Trolley 1.45m	See Guidance Notes	1	
	Gowning Lobby	2	6.0	Isolation Lobby	G0510	25	18	Warm Air - Reheat Battery	Local / BMS Adjustable Sensor	Yes	Comfort Cooled Fresh Air	Central Supply	69	0	Positive	F7	43	n/a		200	n/a	None	A	80	Presence detection	Floor 0m	See Guidance Notes	n/a	
	Single Bed Cubicle	2	26.0	Bedroom	B1401	25	18	Radiant Panels	Remote Sensor Adj.	Yes	Comfort Cooled Fresh Air	Natural & Central Supply Air	4	via ensuite	Balanced	G4	43	41		100	5	300	A	80	Switch / Dimmer	Bed / Trolley 1.45m	See Guidance Notes	1	
	Open Plan Bay (4 beds)	1	104.0	Multi-bed Wards	B1609-01	25	18	Radiant Panels	Remote Sensor Adj.	Yes	Comfort Cooled Fresh Air	Natural and Central Supply Air	4	via ensuite	positive to ensuite	G4	43	41		100	5	300	A	80	switch / dimmer	Bed / Trolley 1.45m	See Guidance Notes	n/a	
	Staff Base	1	4.0	Cellular / Ward Offices	M0251	25	18	Radiant Panels	Remote Sensor Adj.	Yes	Comfort Cooled Fresh Air	Central Supply and Extract	4	4	Balanced	G4	43	n/a		300	n/a	None	A	80	Switch	Desk 0.75 to 0.85m	See Guidance Notes	n/a	
	Single Bed Cubicle	1	26.0	Bedroom	B1401	25	18	Radiant Panels	Remote Sensor Adj.	Yes	Comfort Cooled Fresh Air	Natural & Central Supply Air	4	via ensuite	Balanced	G4	43	41		100	5	300	A	80	Switch / Dimmer	Bed / Trolley 1.45m	See Guidance Notes	1	
	Single Bed Isolation Cubicle	1	26.0	Isolation Bedroom	B1401-01	25	21	Adjacent Space Transfer Air	BMS Adjustable Sensor	Yes	Comfort Cooled Fresh Air	Supply via lobby	10	0	Balanced	F7	43	41		100	5	300	A	80	Switch / Dimmer	Bed / Trolley 1.45m	See Guidance Notes	1	
	Gowning Lobby	1	6.0	Isolation Lobby	G0510	25	18	Warm Air - Reheat Battery	Local / BMS Adjustable Sensor	Yes	Comfort Cooled Fresh Air	Central Supply	69	0	Positive	F7	43	n/a		200	n/a	None	A	80	Presence detection	Floor 0m	See Guidance Notes	n/a	
	Open Plan Bay (4 beds)	1	80.0	Multi-bed Wards	B1609-01	25	18	Radiant Panels	Remote Sensor Adj.	Yes	Comfort Cooled Fresh Air	Natural and Central Supply Air	4	via ensuite	positive to ensuite	G4	43	41		100	5	300	A	80	switch / dimmer	Bed / Trolley 1.45m	See Guidance Notes	n/a	
	Patients' Assisted Bathroom	1	14.0	Bathroom	V1736	28	20	Adjacent Space Transfer Air	None	No	None	Central Dirty Extract	0	10	Negative	None	43	41		200	n/a	None	A	80	Presence detection	Floor 0m	See Guidance Notes	n/a	
	Staff Base	1	6.0	Cellular / Ward Offices	M0251	25	18	Radiant Panels	Remote Sensor Adj.	Yes	Comfort Cooled Fresh Air	Central Supply and Extract	4	4	Balanced	G4	43	n/a		300	n/a	None	A	80	Switch	Desk 0.75 to 0.85m	See Guidance Notes	n/a	
	Single Bed Cubicle	1	15.0	Bedroom	B1401	25	18	Radiant Panels	Remote Sensor Adj.	Yes	Comfort Cooled Fresh Air	Natural & Central Supply Air	4	via ensuite	Balanced	G4	43	41		100	5	300	A	80	Switch / Dimmer	Bed / Trolley 1.45m	See Guidance Notes	1	
	En-suite wheelchair-accessible WC, Shower & wash	1	4.5	Bathroom	V1643	28	20	Adjacent Space Transfer Air	None	No	None	Central Dirty Extract	0	10	Negative	None	43	41		200	n/a	None	A	80	Presence detection	Floor 0m	See Guidance Notes	n/a	
	Open Plan Bay (3 cots)	1	45.0	Multi-bed Wards	B1407-01	25	18	Radiant Panels	Remote Sensor Adj.	Yes	Comfort Cooled Fresh Air	Natural and Central Supply Air	4	via ensuite	positive to ensuite	G4	43	41		100	5	300	A	80	switch / dimmer	Bed / Trolley 1.45m	See Guidance Notes	n/a	
	Staff Base	1	4.0	Cellular / Ward Offices	M0251	25	18	Radiant Panels	Remote Sensor Adj.	Yes	Comfort Cooled Fresh Air	Central Supply and Extract	4	4	Balanced	G4	43	n/a		300	n/a	None	A	80	Switch	Desk 0.75 to 0.85m	See Guidance Notes	n/a	
	Single Cot Cubicle	1	26.0	Bedroom	B1421	25	18	Radiant Panels	Remote Sensor Adj.	Yes	Comfort Cooled Fresh Air	Natural & Central Supply Air	4	via ensuite	Balanced	G4	43	41		100	5	300	A	80	Switch / Dimmer	Bed / Trolley 1.45m	See Guidance Notes	1	
	Single Bed Isolation Cubicle	1	26.0	Isolation Bedroom	B1401-01	25	21	Adjacent Space Transfer Air	BMS Adjustable Sensor	Yes	Comfort Cooled Fresh Air	Supply via lobby	10	0	Balanced	F7	43	41		100	5	300	A	80	Switch / Dimmer	Bed / Trolley 1.45m	See Guidance Notes	1	
	Gowning Lobby	1	6.0	Isolation Lobby	G0510	25	18	Warm Air - Reheat Battery	Local / BMS Adjustable Sensor	Yes	Comfort Cooled Fresh Air	Central Supply	69	0	Positive	F7	43	n/a		200	n/a	None	A	80	Presence detection	Floor 0m	See Guidance Notes	n/a	
	Open Plan Bay (4 beds)	1	104.0	Multi-bed Wards	B1609-02	25	18	Radiant Panels	Remote Sensor Adj.	Yes	Comfort Cooled Fresh Air	Natural and Central Supply Air	4	via ensuite	positive to ensuite	G4	43	41		100	5	300	A	80	switch / dimmer	Bed / Trolley 1.45m	See Guidance Notes	n/a	
	Clean Utility	1	18.0	Clean Utility	T0101	28	18	Radiant Panels	Remote Sensor Adj.	Yes	Comfort Cooled Fresh Air	Central Supply Air	6	0	Positive	G4	43	41		150	n/a	None	A	80	Presence detection	General working plane 1m	See Guidance Notes	n/a	
	Clean Utility	1	8.0	Clean Utility	T0101	28	18	Radiant Panels	Remote Sensor Adj.	Yes	Comfort Cooled Fresh Air	Central Supply Air	6	0	Positive	G4	43	41		150	n/a	None	A	80	Presence detection	General working plane 1m	See Guidance Notes	n/a	
	Clean Utility	1	8.0	Clean Utility	T0101	28	18	Radiant Panels	Remote Sensor Adj.	Yes	Comfort Cooled Fresh Air	Central Supply Air	6	0	Positive	G4	43	41		150	n/a	None	A	80	Presence detection	General working plane 1m	See Guidance Notes	n/a	
	Dirty Utility	1	19.0	Dirty utility	Y0431	28	18	Adjacent Space Transfer Air	None	No	None	Central Dirty Extract	0	6	Negative	None	43	41		200	n/a	None	A	80	Presence detection	Floor 0m	See Guidance Notes	n/a	
	Dirty Utility	1	14.0	Dirty utility	Y0431	28	18	Adjacent Space Transfer Air	None	No	None	Central Dirty Extract	0	6	Negative	None	43	41		200	n/a	None	A	80	Presence detection	Floor 0m	See Guidance Notes	n/a	
Laboratory	1	10.0	Laboratory	L1804	25	18	Radiant Panels	Remote Sensor Adj.	Yes	Ceiling Cassette - Chilled Water	Central Supply and Extract	6	6	Balanced	F7	43	60		500	n/a	None	A	80	Switch	Desk 0.75 to 0.85m	See Guidance Notes	n/a		
Disposal Hold	1	10.0	Disposal Hold	Y0646	28	18	Adjacent Space Transfer Air	None	No	None	Central Dirty Extract	0	10	Negative	None	43	n/a		100	n/a	None	A	90	Presence detection	Floor 0m	See Guidance Notes	n/a		
DSR	1	7.0	DSR	Y1510	28	18	Adjacent Space Transfer Air	None	No	None	Central Dirty Extract	0	6	Negative	None	43	60		100	n/a	None	A							

RHSC / DCN Environmental Matrix

Dept	Room Name	Qty	Room Function	ADB Code	Temp (max)	Temp (min)	Heating Type	Heating Control	Cooling (present)	Cooling (type)	Ventilation (type)	Supply (ach/hr)	Extract (ach/hr)	Relative pressure	Min filtration	Surface temp	Water temp	Safety Notes	Normal lux	Night lux	Local lux	Standby grade	Colour render	Control	Plane	Medical Location	
	Relative Overnight Stay Room	2	Relatives Overnight Stay	D1311	28	20	Radiant Panels	Remote Sensor Adj.	Yes	Comfort Cooled Fresh Air	Central Supply and Extract	4	0	Positive	G4	43	41		100	n/a	None	A	80	Switch	Bed / Trolley 1.45m	See Guidance Notes	n/a
	En-suite wheelchair-accessible WC, Shower & wash	1	Bathroom	V1643	28	20	Adjacent Space Transfer Air	None	No	None	Central Dirty Extract	0	10	Negative	None	43	41		200	n/a	None	A	80	Presence detection	Floor 0m	See Guidance Notes	n/a
	En-suite wheelchair-accessible WC, Shower & wash	1	Bathroom	V1643	28	20	Adjacent Space Transfer Air	None	No	None	Central Dirty Extract	0	10	Negative	None	43	41		200	n/a	None	A	80	Presence detection	Floor 0m	See Guidance Notes	n/a
	Quiet / Interview Room	1	Meeting Room	M0724	25	18	Radiant Panels	Remote Sensor Adj.	Yes	Ceiling Cassette - Chilled Water	Central Supply and Extract	10 l/s per person	10 l/s per person	Balanced	G4	43	n/a		300	n/a	None	A	80	Switch	Desk 0.75 to 0.85m	See Guidance Notes	n/a
	Family Interview Room	1	Meeting Room	M0724	25	18	Radiant Panels	Remote Sensor Adj.	Yes	Ceiling Cassette - Chilled Water	Central Supply and Extract	10 l/s per person	10 l/s per person	Balanced	G4	43	n/a		300	n/a	None	A	80	Switch	Desk 0.75 to 0.85m	See Guidance Notes	n/a
	Bulk Supplies Store	1	Storage Area Equipment	W1585-??	28	16	Radiant Panels	Remote Sensor Adj.	No	None	Central General Extract	0	3	Negative	None	43	n/a		200	n/a	None	A	80	Presence detection	Floor 0m	See Guidance Notes	n/a
	Store - Equipment	1	Storage Area Equipment	W1585	28	16	Radiant Panels	Remote Sensor Adj.	No	None	Central General Extract	0	3	Negative	None	43	n/a		200	n/a	None	A	80	Presence detection	Floor 0m	See Guidance Notes	n/a
	Bed/Patient Chair / Buggy Storage	1	Storage Area Equipment	W1585-??	28	16	Radiant Panels	Remote Sensor Adj.	No	None	Central General Extract	0	3	Negative	None	43	n/a		200	n/a	None	A	80	Presence detection	Floor 0m	See Guidance Notes	n/a
	Retrieval Equipment Store	1	Storage Area Equipment	W1585-??	28	16	Radiant Panels	Remote Sensor Adj.	No	None	Central General Extract	0	3	Negative	None	43	n/a		200	n/a	None	A	80	Presence detection	Floor 0m	See Guidance Notes	n/a
	Equipment Service Room	1	Small Workshop	L1804	28	18	Radiant Panels	Remote Sensor Adj.	Yes	Comfort Cooled Fresh Air	Central Supply and Extract	4	6	Negative	G4	43	41		300	n/a	None	A	80	Switch	Desk 0.75 to 0.85m	See Guidance Notes	n/a
	Linen Bay (1 Trolley)	2	Linen Bay	W1594-01	28	16	Adjacent Space Transfer Air	None	No	None	Central Extract	0	3	Negative	None	43	n/a		200	n/a	None	A	80	Presence detection	Floor 0m	See Guidance Notes	n/a
	Gas Cylinder Store	2	Storage Area Med Gas	W1585-??	28	16	Frost protection	Room Thermostat	No	None	Natural ventilation	0	0	n/a	None	n/a	n/a		200	n/a	None	A	80	Presence detection	Floor 0m	See Guidance Notes	n/a
	Cardiac Echo/ECG Bay	1	Circulation Equipment Storage Bays	G0180-06	28	16	Adjacent Space Transfer Air	None	No	None	Central General Extract	0	3	Negative	None	43	n/a		200	n/a	None	A	80	Presence detection	Floor 0m	See Guidance Notes	n/a
	Mobile X-Ray / Ultrasound Bay	1	Circulation Equipment Storage Bays	G0180-06	28	16	Adjacent Space Transfer Air	None	No	None	Central General Extract	0	3	Negative	None	43	n/a		200	n/a	None	A	80	Presence detection	Floor 0m	See Guidance Notes	n/a
	X-Ray Processing	1	Diagnostic room	L1804	25	18	Warm Air - Reheat Battery	BMS Adjustable Sensor	Yes	Comfort Cooled	Central Supply and Extract	to suit location	to suit location	Balanced	F7	43	41		300	n/a	1000	A	80	Switch / Dimmer	General working plane 1m	See Guidance Notes	1
	Hoist Bay	1	Circulation Equipment Storage Bays	G0180-03	28	16	Adjacent Space Transfer Air	None	No	None	Central General Extract	0	3	Negative	None	43	n/a		200	n/a	None	A	80	Presence detection	Floor 0m	See Guidance Notes	n/a
	Resuscitation Trolley Bay	4	Circulation Equipment Storage Bays	G0180-01	28	16	Adjacent Space Transfer Air	None	No	None	Central General Extract	0	3	Negative	None	43	n/a		200	n/a	None	A	80	Presence detection	Floor 0m	See Guidance Notes	n/a
	On call consultant	1	Cellular / Ward Offices	M0251	25	18	Radiant Panels	Remote Sensor Adj.	Yes	Comfort Cooled Fresh Air	Central Supply and Extract	4	4	Balanced	G4	43	n/a		300	n/a	None	A	80	Switch	Desk 0.75 to 0.85m	See Guidance Notes	n/a
	Retrieval Team	1	Cellular / Ward Offices	M0251	25	18	Radiant Panels	Remote Sensor Adj.	Yes	Comfort Cooled Fresh Air	Central Supply and Extract	4	4	Balanced	G4	43	n/a		300	n/a	None	A	80	Switch	Desk 0.75 to 0.85m	See Guidance Notes	n/a
	Senior Nursing Office	1	Cellular / Ward Offices	M0251	25	18	Radiant Panels	Remote Sensor Adj.	Yes	Comfort Cooled Fresh Air	Central Supply and Extract	4	4	Balanced	G4	43	n/a		300	n/a	None	A	80	Switch	Desk 0.75 to 0.85m	See Guidance Notes	n/a
	Multidisciplinary Work Area PICU	1	Multi Disciplinary Work Areas	M0254	25	18	Radiant Panels	Remote Sensor Adj.	Yes	Comfort Cooled Fresh Air	Central Supply and Extract	4	4	Balanced	G4	43	n/a		300	n/a	1000	A	80	Switch	Desk 0.75 to 0.85m	See Guidance Notes	n/a
	Multidisciplinary Work Area HDU	1	Multi Disciplinary Work Areas	M0254	25	18	Radiant Panels	Remote Sensor Adj.	Yes	Comfort Cooled Fresh Air	Central Supply and Extract	4	4	Balanced	G4	43	n/a		300	n/a	1000	A	80	Switch	Desk 0.75 to 0.85m	See Guidance Notes	n/a
	Seminar Room	1	Meeting Room	H1313-03	25	18	Radiant Panels	Remote Sensor Adj.	Yes	Ceiling Cassette - Chilled Water	Central Supply and Extract	10 l/s per person	10 l/s per person	Balanced	G4	43	n/a		300	n/a	None	A	80	Switch	Desk 0.75 to 0.85m	See Guidance Notes	n/a
	IPS Room	1	IPS Room	Engineering	Manufacturer Dependant	Manufacturer Dependant	None	None	No	None	Central General Extract	0	3	Negative	None	43	n/a	0	n/a	n/a	None	A	80	Presence detection	Floor 0m	See Guidance Notes	n/a
	IPS Room	1	IPS Room	Engineering	Manufacturer Dependant	Manufacturer Dependant	None	None	No	None	Central General Extract	0	3	Negative	None	43	n/a	0	n/a	n/a	None	A	80	Presence detection	Floor 0m	See Guidance Notes	n/a
	Staff Room	1	Common room/staff room/lounge	D0608-03	28	18	Radiant Panels	Remote Sensor Adj.	Yes	Comfort Cooled Fresh Air	Central Supply and Extract	6	8	Negative	G4	43	41		300	n/a	None	A	80	Switch	Floor 0m	See Guidance Notes	n/a
	Reception / Staff Base	1	Reception	J0132-01	28	18	Radiant Panels	Remote Sensor Adj.	Yes	Comfort Cooled Fresh Air	Central Supply Air	4	4	Balanced	G4	43	n/a		300	n/a	None	A	80	Switch	Desk 0.75 to 0.85m	See Guidance Notes	n/a
	Single Bedroom	5	Bedroom	B0305-01	25	18	Radiant Panels	Remote Sensor Adj.	Yes	Comfort Cooled Fresh Air	Natural & Central Supply Air	4	via ensuite	Balanced	G4	43	41		100	5	300	A	80	Switch / Dimmer	Bed / Trolley 1.45m	See Guidance Notes	1
	Single Isolation Bedroom	3	Isolation Bedroom	B0308	25	21	Adjacent Space Transfer Air	BMS Adjustable Sensor	Yes	Comfort Cooled Fresh Air	Supply via lobby	10	0	Balanced	F7	43	41		100	5	300	A	80	Switch / Dimmer	Bed / Trolley 1.45m	See Guidance Notes	1
	Isolation Bedroom Entrance Lobby	3	Isolation Lobby	G0510	25	18	Warm Air - Reheat Battery	Local / BMS Adjustable Sensor	Yes	Comfort Cooled Fresh Air	Central Supply	69	0	Positive	F7	43	n/a		200	n/a	None	A	80	Presence detection	Floor 0m	See Guidance Notes	n/a
	En-suite wheelchair-accessible WC, Shower & wash	8	Bathroom	V1643	28	20	Adjacent Space Transfer Air	None	No	None	Central Dirty Extract	0	10	Negative	None	43	41		200	n/a	None	A	80	Presence detection	Floor 0m	See Guidance Notes	n/a
	4 Bed Room	2	Multi-bed Wards	B0405	25	18	Radiant Panels	Remote Sensor Adj.	Yes	Comfort Cooled Fresh Air	Natural and Central Supply Air	4	via ensuite	positive to ensuite	G4	43	41		100	5	300	A	80	switch / dimmer	Bed / Trolley 1.45m	See Guidance Notes	n/a
	WC	2	Toilet	V1010	28	18	Adjacent Space Transfer Air	None	No	None	Central Dirty Extract	0	10	Negative	None	43	41		200	n/a	None	A	80	Presence detection	Floor 0m	See Guidance Notes	n/a
	En-suite wheelchair-accessible WC, Shower & wash	2	Bathroom	V1643	28	20	Adjacent Space Transfer Air	None	No	None	Central Dirty Extract	0	10	Negative	None	43	41		200	n/a	None	A	80	Presence detection	Floor 0m	See Guidance Notes	n/a
	Single Bedroom (RHSC)	3	Bedroom	B0305-01	25	18	Radiant Panels	Remote Sensor Adj.	Yes	Comfort Cooled Fresh Air	Natural & Central Supply Air	4	via ensuite	Balanced	G4	43	41		100	5	300	A	80	Switch / Dimmer	Bed / Trolley 1.45m	See Guidance Notes	1
	Single Isolation Bedroom (RHSC)	1	Isolation Bedroom	B0308	25	21	Adjacent Space Transfer Air	BMS Adjustable Sensor	Yes	Comfort Cooled Fresh Air	Supply via lobby	10	0	Balanced	F7	43	41		100	5	300	A	80	Switch / Dimmer	Bed / Trolley 1.45m	See Guidance Notes	1
	Isolation Bedroom Entrance Lobby	1	Isolation Lobby	G0510	25	18	Warm Air - Reheat Battery	Local / BMS Adjustable Sensor	Yes	Comfort Cooled Fresh Air	Central Supply	69	0	Positive	F7	43	n/a		200	n/a	None	A	80	Presence detection	Floor 0m	See Guidance Notes	n/a
	En-suite trolley shower	4	Bathroom	V1643	28	20	Adjacent Space Transfer Air	None	No	None	Central Dirty Extract	0	10	Negative	None	43	41		200	n/a	None	A	80	Presence detection	Floor 0m	See Guidance Notes	n/a
	Sitting Room / Lounge	1	Common room/staff room/lounge	D1120	28	18	Radiant Panels	Remote Sensor Adj.	Yes	Comfort Cooled Fresh Air	Central Supply and Extract	6	8	Negative	G4	43	41		300	n/a	None	A	80	Switch	Floor 0m	See Guidance Notes	n/a
	Single Bedroom	3	Bedroom	B0305-01	25	18	Radiant Panels	Remote Sensor Adj.	Yes	Comfort Cooled Fresh Air	Natural & Central Supply Air	4	via ensuite	Balanced	G4	43	41		100	5	300	A	80	Switch / Dimmer	Bed / Trolley 1.45m	See Guidance Notes	1
	En-suite wheelchair-accessible WC, Shower & wash	3	Bathroom	V1643	28	20	Adjacent Space Transfer Air	None	No	None	Central Dirty Extract	0	10	Negative	None	43	41		200	n/a	None	A	80	Presence detection	Floor 0m	See Guidance Notes	n/a
	Patients' Assisted Bathroom	1	Bathroom	V1736	28	20	Adjacent Space Transfer Air	None	No	None	Central Dirty Extract	0	10	Negative	None	43	41		200	n/a	None	A	80	Presence detection	Floor 0m	See Guidance Notes	n/a
	Treatment Room	1	Treatment Room	X0105	28	18	Radiant Panels	Remote Sensor Adj.	Yes	Comfort Cooled Fresh Air	Central Supply Air	10	0	Positive	F7	43	41		500	n/a	1000	A	90	Switch	Bed / Trolley 1.45m	See Guidance Notes	n/a
	Clean Utility	1	Clean Utility	T0101	28	18	Radiant Panels	Remote Sensor Adj.	Yes	Comfort Cooled Fresh Air	Central Supply Air	6	0	Positive	G4	43	41		150	n/a	None	A	80	Presence detection	General working plane 1m	See Guidance Notes	n/a
	Resuscitation Trolley Bay	1	Resus Trolley bay	G0180-01	28	18	Adjacent Space Transfer Air	None	No	None	None	0	0	n/a	None	43	n/a		500	n/a	None	A	90	Switch	Bed / Trolley 1.45m	See Guidance Notes	n/a
	Dirty Utility	1	Dirty Utility	Y0431	28	18	Adjacent Space Transfer Air	None	No	None	Central Dirty Extract	0	6	Negative	None	43	41		200	n/a	None	A	80	Presence detection	Floor 0m	See Guidance Notes	n/a
	Touchdown Base	2	staff base	T0151	28	18	Radiant Panels	Remote Sensor Adj.	No	None	Central Supply and Extract	10 l/s per person	10 l/s per person	Balanced	G4	n/a	n/a		200/300	n/a	None	A	80	Switch / Dimmer	Desk 0.75 to 0.85m	See Guidance Notes	n/a
	Ward Management Office	1	Cellular / Ward Offices	M0251	25	18	Radiant Panels	Remote Sensor Adj.	Yes	Comfort Cooled Fresh Air	Central Supply and Extract	4	4	Balanced	G4	43	n/a		300	n/a	None	A	80	Switch	Desk 0.75 to 0.85m	See Guidance Notes	n/a
	Multi-disciplinary Office	1	Multi Disciplinary Work Areas	M0254	25	18	Radiant Panels	Remote Sensor Adj.	Yes	Comfort Cooled Fresh Air	Central Supply and Extract	4	4	Balanced	G4	43	n/a		300	n/a	None	A	80	Switch	Desk 0.75 to 0.85m	See Guidance Notes	n/a
	Patient Interview Room	1	Meeting Room	M0724	25	18	Radiant Panels	Remote Sensor Adj.	Yes	Ceiling Cassette - Chilled Water	Central Supply and Extract	10 l/s per person	10 l/s per person	Balanced	G4	43	n/a		300	n/a	None	A	80	Switch	Desk 0.75 to 0.85m	See Guidance Notes	n/a
	WC - Staff	2	Toilet	V1010-03	28	18	Adjacent Space Transfer Air	None	No	None	Central Dirty Extract	0	10	Negative	None	43	41		200	n/a	None	A	80	Presence detection	Floor 0m	See Guidance Notes	n/a
	WC - Visitors	1	Toilet	V1010-02	28	18	Adjacent Space Transfer Air	None	No</																		

RHSC / DCN Environmental Matrix

Dept	Dept	Room Name	Qty	Room Function	ADB Code	Temp (max)	Temp (min)	Heating Type	Heating Control	Cooling (present)	Cooling (type)	Ventilation (type)	Supply (ach/hr)	Extract (ach/hr)	Relative pressure	Min filtration	Surface temp	Water temp	Safety Notes	Normal lux	Night lux	Local lux	Standby grade	Colour render	Control	Plane	Medical Location	
		Store - Equipment	1	Storage Area Equipment	W1585	28	16	Radiant Panels	Remote Sensor Adj.	No	None	Central General Extract	0	3	Negative	None	43	n/a		200	n/a	None	A	80	Presence detection	Floor 0m	See Guidance Notes	n/a
		Hoist Bay	1	Circulation Equipment Storage Bays	G0180-03	28	16	Adjacent Space Transfer Air	None	No	None	Central General Extract	0	3	Negative	None	43	n/a		200	n/a	None	A	80	Presence detection	Floor 0m	See Guidance Notes	n/a
		Disposal Hold	1	Disposal Hold	Y0646	28	18	Adjacent Space Transfer Air	None	No	None	Central Dirty Extract	0	10	Negative	None	43	n/a		100	n/a	None	A	90	Presence detection	Floor 0m	See Guidance Notes	n/a
		Ward kitchen	1	Ward Kitchen	P0627-01	28	18	Adjacent Space Transfer Air	None	Yes	Ceiling Cassette - Chilled Water	Central General Extract	0	6	Negative	G4	n/a	60		500	n/a	None	A	80	Switch	General working plane 1m	See Guidance Notes	n/a
		Mobile X-Ray/Ultrasound Bay	1	Circulation Equipment Storage Bays	G0180-06	28	16	Adjacent Space Transfer Air	None	No	None	Central General Extract	0	3	Negative	None	43	n/a		200	n/a	None	A	80	Presence detection	Floor 0m	See Guidance Notes	n/a
		IPS Room	1	IPS Room	Engineering	Manufacturer Dependant	Manufacturer Dependant	None	None	No	None	Central General Extract	0	3	Negative	None	43	n/a	0	n/a	n/a	None	A	80	Presence detection	Floor 0m	See Guidance Notes	n/a
		DSR	1	DSR	Y1510	28	18	Adjacent Space Transfer Air	None	No	None	Central Dirty Extract	0	6	Negative	None	43	60		100	n/a	None	A	90	Presence detection	Floor 0m	See Guidance Notes	n/a
		Reception / Staff Base	1	Reception	J0132-01	28	18	Radiant Panels	Remote Sensor Adj.	Yes	Comfort Cooled Fresh Air	Central Supply Air	4	4	Balanced	G4	43	n/a		300	n/a	None	A	80	Switch	Desk 0.75 to 0.85m	See Guidance Notes	n/a
		Single Bedroom	2	Bedroom	B0305-01	25	18	Radiant Panels	Remote Sensor Adj.	Yes	Comfort Cooled Fresh Air	Natural & Central Supply Air	4	via ensuite	Balanced	G4	43	41		100	5	300	A	80	Switch / Dimmer	Bed / Trolley 1.45m	See Guidance Notes	1
		En-suite wheelchair-accessible WC, Shower & wash	2	Bathroom	V1643	28	20	Adjacent Space Transfer Air	None	No	None	Central Dirty Extract	0	10	Negative	None	43	41		200	n/a	None	A	80	Presence detection	Floor 0m	See Guidance Notes	n/a
		4 Bed Room	2	Multi-bed Wards	B0405	25	18	Radiant Panels	Remote Sensor Adj.	Yes	Comfort Cooled Fresh Air	Natural and Central Supply Air	4	via ensuite	positive to ensuite	G4	43	41		100	5	300	A	80	switch / dimmer	Bed / Trolley 1.45m	See Guidance Notes	n/a
		WC	2	Toilet	V1010	28	18	Adjacent Space Transfer Air	None	No	None	Central Dirty Extract	0	10	Negative	None	43	41		200	n/a	None	A	80	Presence detection	Floor 0m	See Guidance Notes	n/a
		Wetroom	1	Bathroom	V1736	28	20	Adjacent Space Transfer Air	None	No	None	Central Dirty Extract	0	10	Negative	None	43	41		200	n/a	None	A	80	Presence detection	Floor 0m	See Guidance Notes	n/a
		Single Bedroom (RHSC)	5	Bedroom	B0305-01	25	18	Radiant Panels	Remote Sensor Adj.	Yes	Comfort Cooled Fresh Air	Natural & Central Supply Air	4	via ensuite	Balanced	G4	43	41		100	5	300	A	80	Switch / Dimmer	Bed / Trolley 1.45m	See Guidance Notes	1
		En-suite wheelchair-accessible WC, Shower & wash	5	Bathroom	V1643	28	20	Adjacent Space Transfer Air	None	No	None	Central Dirty Extract	0	10	Negative	None	43	41		200	n/a	None	A	80	Presence detection	Floor 0m	See Guidance Notes	n/a
		Discharge Lounge	1	Common room/staff room/lounge	D1135	28	18	Radiant Panels	Remote Sensor Adj.	Yes	Comfort Cooled Fresh Air	Central Supply and Extract	6	8	Negative	G4	43	41		300	n/a	None	A	80	Switch	Floor 0m	See Guidance Notes	n/a
		Patients' Assisted Bathroom	1	Bathroom	V1736	28	20	Adjacent Space Transfer Air	None	No	None	Central Dirty Extract	0	10	Negative	None	43	41		200	n/a	None	A	80	Presence detection	Floor 0m	See Guidance Notes	n/a
		Treatment Room	1	Treatment Room	X0105	28	18	Radiant Panels	Remote Sensor Adj.	Yes	Comfort Cooled Fresh Air	Central Supply Air	10	0	Positive	F7	43	41		500	n/a	1000	A	90	Switch	Bed / Trolley 1.45m	See Guidance Notes	n/a
		Clean Utility	1	Clean Utility	T0101	28	18	Radiant Panels	Remote Sensor Adj.	Yes	Comfort Cooled Fresh Air	Central Supply Air	6	0	Positive	G4	43	41		150	n/a	None	A	80	Presence detection	General working plane 1m	See Guidance Notes	n/a
		Resuscitation Trolley Bay	1	Resus Trolley bay	G0180-01	28	18	Adjacent Space Transfer Air	None	No	None	None	0	0	n/a	None	43	n/a		500	n/a	None	A	90	Switch	Bed / Trolley 1.45m	See Guidance Notes	n/a
		Dirty Utility	1	Dirty utility	Y0431	28	18	Adjacent Space Transfer Air	None	No	None	Central Dirty Extract	0	6	Negative	None	43	41		200	n/a	None	A	80	Presence detection	Floor 0m	See Guidance Notes	n/a
		Touchdown Base	1	staff base	T0151	28	18	Radiant Panels	Remote Sensor Adj.	No	None	Central Supply and Extract	10l/s/per person	10l/s/per person	Balanced	G4	n/a	n/a		200/300	n/a	None	A	80	Switch / Dimmer	Desk 0.75 to 0.85m	See Guidance Notes	n/a
		Ward Management Office	1	Cellular / Ward Offices	M0251	25	18	Radiant Panels	Remote Sensor Adj.	Yes	Comfort Cooled Fresh Air	Central Supply and Extract	4	4	Balanced	G4	43	n/a		300	n/a	None	A	80	Switch	Desk 0.75 to 0.85m	See Guidance Notes	n/a
		Multi-Disciplinary Office	1	Multi Disciplinary Work Areas	M0254	25	18	Radiant Panels	Remote Sensor Adj.	Yes	Comfort Cooled Fresh Air	Central Supply and Extract	4	4	Balanced	G4	43	n/a		300	n/a	None	A	80	Switch	Desk 0.75 to 0.85m	See Guidance Notes	n/a
		Patient Interview Room	1	Meeting Room	M0724	25	18	Radiant Panels	Remote Sensor Adj.	Yes	Ceiling Cassette - Chilled Water	Central Supply and Extract	10 l/s per person	10 l/s per person	Balanced	G4	43	n/a		300	n/a	None	A	80	Switch	Desk 0.75 to 0.85m	See Guidance Notes	n/a
		WC - Staff	2	Toilet	V1010-03	28	18	Adjacent Space Transfer Air	None	No	None	Central Dirty Extract	0	10	Negative	None	43	41		200	n/a	None	A	80	Presence detection	Floor 0m	See Guidance Notes	n/a
		WC - Visitors	1	Toilet	V1010-02	28	18	Adjacent Space Transfer Air	None	No	None	Central Dirty Extract	0	10	Negative	None	43	41		200	n/a	None	A	80	Presence detection	Floor 0m	See Guidance Notes	n/a
		Dining / Play Room	1	Eating/Drinking	D0608-01	28	18	Radiant Panels	Remote Sensor Adj.	Yes	Comfort Cooled Fresh Air	Central Supply and Extract	10 l/s per person	10 l/s per person	Balanced	G4	43	41		300	n/a	None	A	80	Switch	Floor 0m	See Guidance Notes	n/a
		Pantry	1	Pantry	P0627	28	18	Radiant Panels	Remote Sensor Adj.	Yes	Comfort Cooled Fresh Air	Central Supply and Extract	6	8	Negative	G4	43	41		300	n/a	None	A	80	Switch	Floor 0m	See Guidance Notes	n/a
		Linen Bay (1 Trolley)	1	Linen Bay	W1594-01	28	16	Adjacent Space Transfer Air	None	No	None	Central Extract	0	3	Negative	None	43	n/a		200	n/a	None	A	80	Presence detection	Floor 0m	See Guidance Notes	n/a
		Store - back up clothing	1	Storage Area Equipment	W1585-??	28	16	Radiant Panels	Remote Sensor Adj.	No	None	Central General Extract	0	3	Negative	None	43	n/a		200	n/a	None	A	80	Presence detection	Floor 0m	See Guidance Notes	n/a
		Store - General	1	Storage Area Equipment	W1585	28	16	Radiant Panels	Remote Sensor Adj.	No	None	Central General Extract	0	3	Negative	None	43	n/a		200	n/a	None	A	80	Presence detection	Floor 0m	See Guidance Notes	n/a
		Store - Equipment	1	Storage Area Equipment	W1585	28	16	Radiant Panels	Remote Sensor Adj.	No	None	Central General Extract	0	3	Negative	None	43	n/a		200	n/a	None	A	80	Presence detection	Floor 0m	See Guidance Notes	n/a
		Hoist Bay	1	Circulation Equipment Storage Bays	G0180-03	28	16	Adjacent Space Transfer Air	None	No	None	Central General Extract	0	3	Negative	None	43	n/a		200	n/a	None	A	80	Presence detection	Floor 0m	See Guidance Notes	n/a
		Disposal Hold	1	Disposal Hold	Y0646	28	18	Adjacent Space Transfer Air	None	No	None	Central Dirty Extract	0	10	Negative	None	43	n/a		100	n/a	None	A	90	Presence detection	Floor 0m	See Guidance Notes	n/a
		Ward kitchen	1	Ward Kitchen	P0627-01	28	18	Adjacent Space Transfer Air	None	Yes	Ceiling Cassette - Chilled Water	Central General Extract	0	6	Negative	G4	n/a	60		500	n/a	None	A	80	Switch	General working plane 1m	See Guidance Notes	n/a
		DSR	1	DSR	Y1510	28	18	Adjacent Space Transfer Air	None	No	None	Central Dirty Extract	0	6	Negative	None	43	60		100	n/a	None	A	90	Presence detection	Floor 0m	See Guidance Notes	n/a
		Reception / Staff Base	1	Reception	J0132-01	28	18	Radiant Panels	Remote Sensor Adj.	Yes	Comfort Cooled Fresh Air	Central Supply Air	4	4	Balanced	G4	43	n/a		300	n/a	None	A	80	Switch	Desk 0.75 to 0.85m	See Guidance Notes	n/a
		Waiting Area	1	Waiting Room	J0132-02	28	18	Radiant Panels	Remote Sensor Adj.	Yes	Comfort Cooled Fresh Air	Central Supply and Extract	5	5	Balanced	G4	43	n/a		300	n/a	None	A	80	Switch	Floor 0m	See Guidance Notes	n/a
		Single Bedroom (RHSC)	3	Bedroom	B0305-01	25	18	Radiant Panels	Remote Sensor Adj.	Yes	Comfort Cooled Fresh Air	Natural & Central Supply Air	4	via ensuite	Balanced	G4	43	41		100	5	300	A	80	Switch / Dimmer	Bed / Trolley 1.45m	See Guidance Notes	1
		Single Isolation Bedroom (RHSC)	1	Isolation Bedroom	B0308	25	21	Adjacent Space Transfer Air	BMS Adjustable Sensor	Yes	Comfort Cooled Fresh Air	Supply via lobby	10	0	Balanced	F7	43	41		100	5	300	A	80	Switch / Dimmer	Bed / Trolley 1.45m	See Guidance Notes	1
		Isolation Bedroom Entrance Lobby	1	Isolation Lobby	G0510	25	18	Warm Air - Reheat Battery	Local / BMS Adjustable Sensor	Yes	Comfort Cooled Fresh Air	Central Supply	69	0	Positive	F7	43	n/a		200	n/a	None	A	80	Presence detection	Floor 0m	See Guidance Notes	n/a
		En-suite wheelchair-accessible WC, Shower & wash	4	Bathroom	V1643	28	20	Adjacent Space Transfer Air	None	No	None	Central Dirty Extract	0	10	Negative	None	43	41		200	n/a	None	A	80	Presence detection	Floor 0m	See Guidance Notes	n/a
		4 Bed Room	2	Multi-bed Wards	B0405	25	18	Radiant Panels	Remote Sensor Adj.	Yes	Comfort Cooled Fresh Air	Natural and Central Supply Air	4	via ensuite	positive to ensuite	G4	43	41		100	5	300	A	80	switch / dimmer	Bed / Trolley 1.45m	See Guidance Notes	n/a
		Wetroom	1	Bathroom	V1736	28	20	Adjacent Space Transfer Air	None	No	None	Central Dirty Extract	0	10	Negative	None	43	41		200	n/a	None	A	80	Presence detection	Floor 0m	See Guidance Notes	n/a
		Patients' Assisted Bathroom	1	Bathroom	V1736	28	20	Adjacent Space Transfer Air	None	No	None	Central Dirty Extract	0	10	Negative	None	43	41		200	n/a	None	A	80	Presence detection	Floor 0m	See Guidance Notes	n/a
		Treatment Room	1	Treatment Room	X0105	28	18	Radiant Panels	Remote Sensor Adj.	Yes	Comfort Cooled Fresh Air	Central Supply Air	10	0	Positive	F7	43	41		500	n/a	1000	A	90	Switch	Bed / Trolley 1.45m	See Guidance Notes	n/a
		Clean Utility	1	Clean Utility	T0101	28	18	Radiant Panels	Remote Sensor Adj.	Yes	Comfort Cooled Fresh Air	Central Supply Air	6	0	Positive	G4	43	41		150	n/a	None	A	80	Presence detection	General working plane 1m	See Guidance Notes	n/a
		Resuscitation Trolley Bay	1	Resus Trolley bay	G0180-01	28	18	Adjacent Space Transfer Air	None	No	None	None	0	0	n/a	None	43	n/a		500	n/a	None	A	90	Switch	Bed / Trolley 1.45m	See Guidance Notes	n/a
		Dirty Utility	1	Dirty utility	Y0431	28	18	Adjacent Space Transfer Air	None	No	None	Central Dirty Extract	0	6	Negative	None	43	41		200	n/a	None	A	80	Presence detection	Floor 0m	See Guidance Notes	n/a
		Touchdown Base	2	staff base	T0151	28	18	Radiant Panels	Remote Sensor Adj.	No	None	Central Supply and Extract	10l/s/per person	10l/s/per person	Balanced	G4	n/a	n/a		200/300	n/a	None	A	80	Switch / Dimmer	Desk 0.75 to 0.85m		

RHSC / DCN Environmental Matrix

Dept	Room Name	Qty	Room Function	ADB Code	Temp (max)	Temp (min)	Heating Type	Heating Control	Cooling (present)	Cooling (type)	Ventilation (type)	Supply (ach/hr)	Extract (ach/hr)	Relative pressure	Min filtration	Surface temp	Water temp	Safety Notes	Normal lux	Night lux	Local lux	Standby grade	Colour render	Control	Plane	Medical Location		
	Store - General	1	16.0	Storage Area Equipment	W1585	28	16	Radiant Panels	Remote Sensor Adj.	No	None	Central General Extract	0	3	Negative	None	43	n/a		200	n/a	None	A	80	Presence detection	Floor 0m	See Guidance Notes	n/a
	Store - Equipment	1	10.0	Storage Area Equipment	W1585	28	16	Radiant Panels	Remote Sensor Adj.	No	None	Central General Extract	0	3	Negative	None	43	n/a		200	n/a	None	A	80	Presence detection	Floor 0m	See Guidance Notes	n/a
	Hoist Bay	1	3.0	Circulation Equipment Storage Bays	G0180-03	28	16	Adjacent Space Transfer Air	None	No	None	Central General Extract	0	3	Negative	None	43	n/a		200	n/a	None	A	80	Presence detection	Floor 0m	See Guidance Notes	n/a
	Disposal Hold	1	10.0	Disposal Hold	Y0646	28	18	Adjacent Space Transfer Air	None	No	None	Central Dirty Extract	0	10	Negative	None	43	n/a		100	n/a	None	A	90	Presence detection	Floor 0m	See Guidance Notes	n/a
	Ward Kitchen	1	12.0	Ward Kitchen	P0627-01	28	18	Adjacent Space Transfer Air	None	Yes	Ceiling Cassette - Chilled Water	Central General Extract	0	6	Negative	G4	n/a	60		500	n/a	None	A	80	Switch	General working plane 1m	See Guidance Notes	n/a
	DSR	1	7.0	DSR	Y1510	28	18	Adjacent Space Transfer Air	None	No	None	Central Dirty Extract	0	6	Negative	None	43	60		100	n/a	None	A	90	Presence detection	Floor 0m	See Guidance Notes	n/a
	Snoezelen Room	1	12.0	Consulting Room	C0224-??	28	18	Radiant Panels	Remote Sensor Adj.	Yes	Comfort Cooled Fresh Air	Central Supply and Extract	3	3	Balanced	G4	43	41		300	n/a	1000	A	80	Switch	Bed / Trolley 1.45m	See Guidance Notes	1
	WC Accessible	2	4.5	Toilet	V0922	28	18	Adjacent Space Transfer Air	None	No	None	Central Dirty Extract	0	10	Negative	None	43	41		200	n/a	None	A	80	Presence detection	Floor 0m	See Guidance Notes	n/a
	Rehabilitation Room	1	30.0	Consulting Room	C0224-??	28	18	Radiant Panels	Remote Sensor Adj.	Yes	Comfort Cooled Fresh Air	Central Supply and Extract	3	3	Balanced	G4	43	41		300	n/a	1000	A	80	Switch	Bed / Trolley 1.45m	See Guidance Notes	1
	Waiting Area	1	12.0	Waiting Room	J0132-02	28	18	Radiant Panels	Remote Sensor Adj.	Yes	Comfort Cooled Fresh Air	Central Supply and Extract	5	5	Balanced	G4	43	n/a		300	n/a	None	A	80	Switch	Floor 0m	See Guidance Notes	n/a
	Reception / Staff Base	1	3.0	Reception	J0132-01	28	18	Radiant Panels	Remote Sensor Adj.	Yes	Comfort Cooled Fresh Air	Central Supply Air	4	4	Balanced	G4	43	n/a		300	n/a	None	A	80	Switch	Desk 0.75 to 0.85m	See Guidance Notes	n/a
	Touchdown Base	1	2.0	staff base	T0151	28	18	Radiant Panels	Remote Sensor Adj.	No	None	Central Supply and Extract	10l/s/per person	10l/s/per person	Balanced	G4	n/a	n/a		200/300	n/a	None	A	80	Switch / Dimmer	Desk 0.75 to 0.85m	See Guidance Notes	n/a
	Single Bedroom (RHSC)	3	17.0	Bedroom	B0305-01	25	18	Radiant Panels	Remote Sensor Adj.	Yes	Comfort Cooled Fresh Air	Natural & Central Supply Air	4	via ensuite	Balanced	G4	43	41		100	5	300	A	80	Switch / Dimmer	Bed / Trolley 1.45m	See Guidance Notes	1
	Single Isolation Bedroom (RHSC)	4	17.0	Isolation Bedroom	B0308	25	21	Adjacent Space Transfer Air	BMS Adjustable Sensor	Yes	Comfort Cooled Fresh Air	Supply via lobby	10	0	Balanced	F7	43	41		100	5	300	A	80	Switch / Dimmer	Bed / Trolley 1.45m	See Guidance Notes	1
	Isolation Bedroom Entrance Lobby	4	4.0	Isolation Lobby	G0510	25	18	Warm Air - Reheat Battery	Local / BMS Adjustable Sensor	Yes	Comfort Cooled Fresh Air	Central Supply	69	0	Positive	F7	43	n/a		200	n/a	None	A	80	Presence detection	Floor 0m	See Guidance Notes	n/a
	En-suite wheelchair-accessible WC, Shower & wash	7	4.5	Bathroom	V1643	28	20	Adjacent Space Transfer Air	None	No	None	Central Dirty Extract	0	10	Negative	None	43	41		200	n/a	None	A	80	Presence detection	Floor 0m	See Guidance Notes	n/a
	Patients' Assisted Bathroom	1	14.0	Bathroom	V1736	28	20	Adjacent Space Transfer Air	None	No	None	Central Dirty Extract	0	10	Negative	None	43	41		200	n/a	None	A	80	Presence detection	Floor 0m	See Guidance Notes	n/a
	Multi Bed Room: day care, 4 beds & 2 chairs	1	72.5	Multi-bed Wards	B0405-01	25	18	Radiant Panels	Remote Sensor Adj.	Yes	Comfort Cooled Fresh Air	Natural and Central Supply Air	4	via ensuite	positive to ensuite	G4	43	41		100	5	300	A	80	switch / dimmer	Bed / Trolley 1.45m	See Guidance Notes	n/a
	Single Bedroom (RHSC)	3	17.0	Bedroom	B0305-01	25	18	Radiant Panels	Remote Sensor Adj.	Yes	Comfort Cooled Fresh Air	Natural & Central Supply Air	4	via ensuite	Balanced	G4	43	41		100	5	300	A	80	Switch / Dimmer	Bed / Trolley 1.45m	See Guidance Notes	1
	En-suite wheelchair-accessible WC, Shower & wash	4	4.5	Bathroom	V1643	28	20	Adjacent Space Transfer Air	None	No	None	Central Dirty Extract	0	10	Negative	None	43	41		200	n/a	None	A	80	Presence detection	Floor 0m	See Guidance Notes	n/a
	Treatment Room	1	12.0	Treatment Room	X0105	28	18	Radiant Panels	Remote Sensor Adj.	Yes	Comfort Cooled Fresh Air	Central Supply Air	10	0	Positive	F7	43	41		500	n/a	1000	A	90	Switch	Bed / Trolley 1.45m	See Guidance Notes	n/a
	Clean Utility	1	16.0	Clean Utility	T0101	28	18	Radiant Panels	Remote Sensor Adj.	Yes	Comfort Cooled Fresh Air	Central Supply Air	6	0	Positive	G4	43	41		150	n/a	None	A	80	Presence detection	General working plane 1m	See Guidance Notes	n/a
	Single Bedroom	3	17.0	Bedroom	B0305-01	25	18	Radiant Panels	Remote Sensor Adj.	Yes	Comfort Cooled Fresh Air	Natural & Central Supply Air	4	via ensuite	Balanced	G4	43	41		100	5	300	A	80	Switch / Dimmer	Bed / Trolley 1.45m	See Guidance Notes	1
	En-suite wheelchair-accessible WC, Shower & wash	3	4.5	Bathroom	V1643	28	20	Adjacent Space Transfer Air	None	No	None	Central Dirty Extract	0	10	Negative	None	43	41		200	n/a	None	A	80	Presence detection	Floor 0m	See Guidance Notes	n/a
	Kitchen/ Lounge/Social Space	1	25.0	Common room/staff room/lounge	D1120-02	28	18	Radiant Panels	Remote Sensor Adj.	Yes	Comfort Cooled Fresh Air	Central Supply and Extract	6	8	Negative	G4	43	41		300	n/a	None	A	80	Switch	Floor 0m	See Guidance Notes	n/a
	Quiet Study Room	1	10.0	Cellular / Ward Offices	M0251	25	18	Radiant Panels	Remote Sensor Adj.	Yes	Comfort Cooled Fresh Air	Central Supply and Extract	4	4	Balanced	G4	43	n/a		300	n/a	None	A	80	Switch	Desk 0.75 to 0.85m	See Guidance Notes	n/a
	Treatment / Clean Utility	1	18.0	Treatment Room	X0105-??	28	18	Radiant Panels	Remote Sensor Adj.	Yes	Comfort Cooled Fresh Air	Central Supply Air	10	0	Positive	F7	43	41		500	n/a	1000	A	90	Switch	Bed / Trolley 1.45m	See Guidance Notes	n/a
	Resuscitation Trolley Bay	1	1.0	Circulation Equipment Storage Bays	G0180-01	28	16	Adjacent Space Transfer Air	None	No	None	Central General Extract	0	3	Negative	None	43	n/a		200	n/a	None	A	80	Presence detection	Floor 0m	See Guidance Notes	n/a
	Hoist Bay	1	3.0	Circulation Equipment Storage Bays	G0180-03	28	16	Adjacent Space Transfer Air	None	No	None	Central General Extract	0	3	Negative	None	43	n/a		200	n/a	None	A	80	Presence detection	Floor 0m	See Guidance Notes	n/a
	Dirty Utility	1	14.0	Dirty Utility	Y0431	28	18	Adjacent Space Transfer Air	None	No	None	Central Dirty Extract	0	6	Negative	None	43	41		200	n/a	None	A	80	Presence detection	Floor 0m	See Guidance Notes	n/a
	Complementary Therapy Room	1	10.0	Consulting Room	X0613	28	18	Radiant Panels	Remote Sensor Adj.	Yes	Comfort Cooled Fresh Air	Central Supply and Extract	3	3	Balanced	G4	43	41		300	n/a	1000	A	80	Switch	Bed / Trolley 1.45m	See Guidance Notes	1
	Ward Management Office	1	10.0	Cellular / Ward Offices	M0251	25	18	Radiant Panels	Remote Sensor Adj.	Yes	Comfort Cooled Fresh Air	Central Supply and Extract	4	4	Balanced	G4	43	n/a		300	n/a	None	A	80	Switch	Desk 0.75 to 0.85m	See Guidance Notes	n/a
	Consultant Office (5 person)	1	25.0	Cellular / Ward Offices	M0251	25	18	Radiant Panels	Remote Sensor Adj.	Yes	Comfort Cooled Fresh Air	Central Supply and Extract	4	4	Balanced	G4	43	n/a		300	n/a	None	A	80	Switch	Desk 0.75 to 0.85m	See Guidance Notes	n/a
	Medical Staff Office	1	20.0	Cellular / Ward Offices	M0251	25	18	Radiant Panels	Remote Sensor Adj.	Yes	Comfort Cooled Fresh Air	Central Supply and Extract	4	4	Balanced	G4	43	n/a		300	n/a	None	A	80	Switch	Desk 0.75 to 0.85m	See Guidance Notes	n/a
	Nursing Staff Office	1	15.0	Cellular / Ward Offices	M0251	25	18	Radiant Panels	Remote Sensor Adj.	Yes	Comfort Cooled Fresh Air	Central Supply and Extract	4	4	Balanced	G4	43	n/a		300	n/a	None	A	80	Switch	Desk 0.75 to 0.85m	See Guidance Notes	n/a
	Multi-Disciplinary Office	1	18.0	Multi Disciplinary Work Areas	M0254	25	18	Radiant Panels	Remote Sensor Adj.	Yes	Comfort Cooled Fresh Air	Central Supply and Extract	4	4	Balanced	G4	43	n/a		300	n/a	None	A	80	Switch	Desk 0.75 to 0.85m	See Guidance Notes	n/a
	Research Staff Office	1	19.0	Cellular / Ward Offices	M0251	25	18	Radiant Panels	Remote Sensor Adj.	Yes	Comfort Cooled Fresh Air	Central Supply and Extract	4	4	Balanced	G4	43	n/a		300	n/a	None	A	80	Switch	Desk 0.75 to 0.85m	See Guidance Notes	n/a
	WC - Staff	2	3.0	Toilet	V1010	28	18	Adjacent Space Transfer Air	None	No	None	Central Dirty Extract	0	10	Negative	None	43	41		200	n/a	None	A	80	Presence detection	Floor 0m	See Guidance Notes	n/a
	WC - Visitors	1	3.0	Toilet	V1010	28	18	Adjacent Space Transfer Air	None	No	None	Central Dirty Extract	0	10	Negative	None	43	41		200	n/a	None	A	80	Presence detection	Floor 0m	See Guidance Notes	n/a
	Play Room	1	25.0	Common room/staff room/lounge	H1322-01	28	18	Radiant Panels	Remote Sensor Adj.	Yes	Comfort Cooled Fresh Air	Central Supply and Extract	6	8	Negative	G4	43	41		300	n/a	None	A	80	Switch	Floor 0m	See Guidance Notes	n/a
	Pantry	1	8.0	Pantry	P0627	28	18	Radiant Panels	Remote Sensor Adj.	Yes	Comfort Cooled Fresh Air	Central Supply and Extract	6	8	Negative	G4	43	41		300	n/a	None	A	80	Switch	Floor 0m	See Guidance Notes	n/a
	Linen Bay (1 Trolley)	1	1.5	Linen Bay	W1594-01	28	16	Adjacent Space Transfer Air	None	No	None	Central Extract	0	3	Negative	None	43	n/a		200	n/a	None	A	80	Presence detection	Floor 0m	See Guidance Notes	n/a
	Store - General	1	10.0	Storage Area Equipment	W1585	28	16	Radiant Panels	Remote Sensor Adj.	No	None	Central General Extract	0	3	Negative	None	43	n/a		200	n/a	None	A	80	Presence detection	Floor 0m	See Guidance Notes	n/a
	Ward Kitchen	1	12.0	Ward Kitchen	P0627-01	28	18	Adjacent Space Transfer Air	None	Yes	Ceiling Cassette - Chilled Water	Central General Extract	0	6	Negative	G4	n/a	60		500	n/a	None	A	80	Switch	General working plane 1m	See Guidance Notes	n/a
	Store - Equipment	1	10.0	Storage Area Equipment	W1585	28	16	Radiant Panels	Remote Sensor Adj.	No	None	Central General Extract	0	3	Negative	None	43	n/a		200	n/a	None	A	80	Presence detection	Floor 0m	See Guidance Notes	n/a
	Pharmacy Base	1	9.0	Consulting Room	T0151	28	18	Radiant Panels	Remote Sensor Adj.	Yes	Comfort Cooled Fresh Air	Central Supply and Extract	3	3	Balanced	G4	43	41		300	n/a	1000	A	80	Switch	Bed / Trolley 1.45m	See Guidance Notes	1
	Patient Interview Room	1	9.0	Meeting Room	M0724	25	18	Radiant Panels	Remote Sensor Adj.	Yes	Ceiling Cassette - Chilled Water	Central Supply and Extract	10 l/s per person	10 l/s per person	Balanced	G4	43	n/a		300	n/a	None	A	80	Switch	Desk 0.75 to 0.85m	See Guidance Notes	n/a
	Family Sitting Room	1	27.0	Common room/staff room/lounge	D1120	28	18	Radiant Panels	Remote Sensor Adj.	Yes	Comfort Cooled Fresh Air	Central Supply and Extract	6	8	Negative	G4	43	41		300	n/a	None	A	80	Switch	Floor 0m	See Guidance Notes	n/a
	Breast Pump Room	1	4.0	Baby Feeding	S0012	25	18	Radiant Panels	Remote Sensor Adj.	No	None	Central Supply Air	5	0	Positive	G4	43	41		100	n/a	None	A	80	Presence detection	Floor 0m	See Guidance Notes	n/a
	Nappy Change	1	4.0	Nappy Change	V1131	25	18	Radiant Panels	Remote Sensor Adj.	No	None	Central Dirty Extract	0															

RHSC / DCN Environmental Matrix

Dept	Room Name	Qty	Room Function	ADB Code	Temp (max)	Temp (min)	Heating Type	Heating Control	Cooling (present)	Cooling (type)	Ventilation (type)	Supply (ach/hr)	Extract (ach/hr)	Relative pressure	Min filtration	Surface temp	Water temp	Safety Notes	Normal lux	Night lux	Local lux	Standby grade	Colour render	Control	Plane	Medical Location		
C1.8	Surgical Short Stay Inpatients 14 Beds	Dining / Play Room	1	15.0	Eating/Drinking	D0608-01	28	18	Radiant Panels	Remote Sensor Adj.	Yes	Comfort Cooled Fresh Air	Central Supply and Extract	10 l/s per person	10 l/s per person	Balanced	G4	43	41	300	n/a	None	A	80	Switch	Floor 0m	See Guidance Notes	n/a
		Single Bedroom	4	17.0	Bedroom	B0305-01	25	18	Radiant Panels	Remote Sensor Adj.	Yes	Comfort Cooled Fresh Air	Natural & Central Supply Air	4	via ensuite	Balanced	G4	43	41	100	5	300	A	80	Switch / Dimmer	Bed / Trolley 1.45m	See Guidance Notes	1
		En-suite Shower / WC / WHB	4	4.5	Bathroom	V1643	28	20	Adjacent Space Transfer Air	None	No	None	Central Dirty Extract	0	10	Negative	None	43	41	200	n/a	None	A	80	Presence detection	Floor 0m	See Guidance Notes	n/a
		4 Bed Room	2	58.5	Multi-bed Wards	B0405	25	18	Radiant Panels	Remote Sensor Adj.	Yes	Comfort Cooled Fresh Air	Natural and Central Supply Air	4	via ensuite	Positive to ensuite	G4	43	41	100	5	300	A	80	Switch / Dimmer	Bed / Trolley 1.45m	See Guidance Notes	n/a
		En-suite Shower / WC / WHB	2	6.0	Bathroom	V1643	28	20	Adjacent Space Transfer Air	None	No	None	Central Dirty Extract	0	10	Negative	None	43	41	200	n/a	None	A	80	Presence detection	Floor 0m	See Guidance Notes	n/a
		Single Bedroom (RHSC)	2	17.0	Bedroom	B0305-01	25	18	Radiant Panels	Remote Sensor Adj.	Yes	Comfort Cooled Fresh Air	Natural & Central Supply Air	4	via ensuite	Balanced	G4	43	41	100	5	300	A	80	Switch / Dimmer	Bed / Trolley 1.45m	See Guidance Notes	1
		En-suite wheelchair-accessible WC, Shower & wash	2	4.5	Bathroom	V1643	28	20	Adjacent Space Transfer Air	None	No	None	Central Dirty Extract	0	10	Negative	None	43	41	200	n/a	None	A	80	Presence detection	Floor 0m	See Guidance Notes	n/a
		Patient Assisted Bathroom	1	14.0	Bathroom	V1736	28	20	Adjacent Space Transfer Air	None	No	None	Central Dirty Extract	0	10	Negative	None	43	41	200	n/a	None	A	80	Presence detection	Floor 0m	See Guidance Notes	n/a
		Treatment Room	1	16.0	Treatment Room	X0105	28	18	Radiant Panels	Remote Sensor Adj.	Yes	Comfort Cooled Fresh Air	Central Supply Air	10	0	Positive	F7	43	41	500	n/a	1000	A	90	Switch	Bed / Trolley 1.45m	See Guidance Notes	n/a
		Ward Management Office	1	9.0	Cellular / Ward Offices	M0251	25	18	Radiant Panels	Remote Sensor Adj.	Yes	Comfort Cooled Fresh Air	Central Supply and Extract	4	4	Balanced	G4	43	n/a	300	n/a	None	A	80	Switch	Desk / Trolley 1.45m	See Guidance Notes	n/a
		Touchdown Base	1	2.0	staff base	T0151	28	18	Radiant Panels	Remote Sensor Adj.	No	None	Central Supply and Extract	10l/s per person	10l/s per person	Balanced	G4	n/a	n/a	200/300	n/a	None	A	80	Switch / Dimmer	Desk 0.75 to 0.85m	See Guidance Notes	n/a
		Staff WC	1	3.0	Toilet	V1010	28	18	Adjacent Space Transfer Air	None	No	None	Central Dirty Extract	0	10	Negative	None	43	41	200	n/a	None	A	80	Presence detection	Floor 0m	See Guidance Notes	n/a
		WC - Visitors	1	3.0	Toilet	V1010	28	18	Adjacent Space Transfer Air	None	No	None	Central Dirty Extract	0	10	Negative	None	43	41	200	n/a	None	A	80	Presence detection	Floor 0m	See Guidance Notes	n/a
		Clean Utility	1	12.0	Clean Utility	T0101	28	18	Radiant Panels	Remote Sensor Adj.	Yes	Comfort Cooled Fresh Air	Central Supply Air	6	0	Positive	G4	43	41	150	n/a	None	A	80	Presence detection	General working plane 1m	See Guidance Notes	n/a
		Dirty Utility	1	14.0	Dirty utility	Y0431	28	18	Adjacent Space Transfer Air	None	No	None	Central Dirty Extract	0	6	Negative	None	43	41	200	n/a	None	A	80	Presence detection	Floor 0m	See Guidance Notes	n/a
		Ward Kitchen	1	12.0	Ward Kitchen	P0627-01	28	18	Adjacent Space Transfer Air	None	Yes	Ceiling Cassette - Chilled Water	Central General Extract	0	6	Negative	G4	n/a	60	500	n/a	None	A	80	Switch	General working plane 1m	See Guidance Notes	n/a
		Resuscitation Trolley Bay	1	1.0	Circulation Equipment Storage Bays	G0180-01	28	16	Adjacent Space Transfer Air	None	No	None	Central General Extract	0	3	Negative	None	43	n/a	200	n/a	None	A	80	Presence detection	Floor 0m	See Guidance Notes	n/a
		Linen Bay (1 Trolley)	1	1.5	Linen Bay	W1594-01	28	16	Adjacent Space Transfer Air	None	No	None	Central Extract	0	3	Negative	None	43	n/a	200	n/a	None	A	80	Presence detection	Floor 0m	See Guidance Notes	n/a
		Store - General	1	10.0	Storage Area Equipment	W1585	28	16	Radiant Panels	Remote Sensor Adj.	No	None	Central General Extract	0	3	Negative	None	43	n/a	200	n/a	None	A	80	Presence detection	Floor 0m	See Guidance Notes	n/a
		Store - Equipment	1	10.0	Storage Area Equipment	W1585	28	16	Radiant Panels	Remote Sensor Adj.	No	None	Central General Extract	0	3	Negative	None	43	n/a	200	n/a	None	A	80	Presence detection	Floor 0m	See Guidance Notes	n/a
Disposal Hold	1	10.0	Disposal Hold	Y0646	28	18	Adjacent Space Transfer Air	None	No	None	Central Dirty Extract	0	10	Negative	None	43	n/a	100	n/a	None	A	90	Presence detection	Floor 0m	See Guidance Notes	n/a		
WC Wheelchair Accessible	2	4.5	Toilet	V0922	28	18	Adjacent Space Transfer Air	None	No	None	Central Dirty Extract	0	10	Negative	None	43	41	200	n/a	None	A	80	Presence detection	Floor 0m	See Guidance Notes	n/a		
DSR	1	7.0	DSR	Y1510	28	18	Adjacent Space Transfer Air	None	No	None	Central Dirty Extract	0	6	Negative	None	43	60	100	n/a	None	A	90	Presence detection	Floor 0m	See Guidance Notes	n/a		
C2	Wards Support Areas	Staff Room	1	48.0	Common room/staff room/lounge	D0608-03	28	18	Radiant Panels	Remote Sensor Adj.	Yes	Comfort Cooled Fresh Air	Central Supply and Extract	6	8	Negative	G4	43	41	300	n/a	None	A	80	Switch	Floor 0m	See Guidance Notes	n/a
		DSR	1	7.0	DSR	Y1510	28	18	Adjacent Space Transfer Air	None	No	None	Central Dirty Extract	0	6	Negative	None	43	60	100	n/a	None	A	90	Presence detection	Floor 0m	See Guidance Notes	n/a
		Seminar Room	1	25.0	Meeting Room	H11313-03	25	18	Radiant Panels	Remote Sensor Adj.	Yes	Ceiling Cassette - Chilled Water	Central Supply and Extract	10 l/s per person	10 l/s per person	Balanced	G4	43	n/a	300	n/a	None	A	80	Switch	Desk 0.75 to 0.85m	See Guidance Notes	n/a
C3	Special Feeds Unit	Food Prep Area	1	24.0	Ward Kitchen	P0627-01	28	18	Adjacent Space Transfer Air	None	Yes	Ceiling Cassette - Chilled Water	Central General Extract	0	6	Negative	G4	n/a	60	500	n/a	None	A	80	Switch	General working plane 1m	See Guidance Notes	n/a
		Store - Feeds	1	8.0	Storage Area Equipment	W1585-??	28	16	Radiant Panels	Remote Sensor Adj.	No	None	Central General Extract	0	3	Negative	None	43	n/a	200	n/a	None	A	80	Presence detection	Floor 0m	See Guidance Notes	n/a
		Office Ante Room	1	9.0	Cellular / Ward Offices	M0251	25	18	Radiant Panels	Remote Sensor Adj.	Yes	Comfort Cooled Fresh Air	Central Supply and Extract	4	4	Balanced	G4	43	n/a	300	n/a	None	A	80	Switch	Desk 0.75 to 0.85m	See Guidance Notes	n/a
C4	Sleep Lab	Wash Room	1	5.0	Bathroom	V1736	28	20	Adjacent Space Transfer Air	None	No	None	Central Dirty Extract	0	10	Negative	None	43	41	200	n/a	None	A	80	Presence detection	Floor 0m	See Guidance Notes	n/a
		Sleep Room	2	15.0	Bedroom	B0704	25	18	Radiant Panels	Remote Sensor Adj.	Yes	Comfort Cooled Fresh Air	Natural & Central Supply Air	4	via ensuite	Balanced	G4	43	41	100	5	300	A	80	Switch / Dimmer	Bed / Trolley 1.45m	See Guidance Notes	1
		En-suite wheelchair-accessible WC, Shower & wash	2	6.0	Bathroom	V1643	28	20	Adjacent Space Transfer Air	None	No	None	Central Dirty Extract	0	10	Negative	None	43	41	200	n/a	None	A	80	Presence detection	Floor 0m	See Guidance Notes	n/a
		Parents Room	2	10.0	Bedroom	D1311	25	18	Radiant Panels	Remote Sensor Adj.	Yes	Comfort Cooled Fresh Air	Natural & Central Supply Air	4	via ensuite	Positive to ensuite	G4	43	41	100	5	300	A	80	Switch / Dimmer	Bed / Trolley 1.45m	See Guidance Notes	1
		Control Room	1	15.0	Cellular / Ward Offices	M0251	25	18	Radiant Panels	Remote Sensor Adj.	Yes	Comfort Cooled Fresh Air	Central Supply and Extract	4	4	Balanced	G4	43	n/a	300	n/a	None	A	80	Switch	Desk 0.75 to 0.85m	See Guidance Notes	n/a
Store	1	6.0	Storage Area Equipment	W1585	28	16	Radiant Panels	Remote Sensor Adj.	No	None	Central General Extract	0	3	Negative	None	43	n/a	200	n/a	None	A	80	Presence detection	Floor 0m	See Guidance Notes	n/a		
C5	Classrooms	Primary Classroom	1	18.0	Classroom	H11313-03	25	18	Radiant Panels	Remote Sensor Adj.	Yes	Ceiling Cassette - Chilled Water	Central Supply and Extract	10 l/s per person	10 l/s per person	Balanced	G4	43	41	300	n/a	None	A	80	Switch	Desk 0.75 to 0.85m	See Guidance Notes	n/a
		Upper Primary Classroom	1	18.0	Classroom	H11313-03	25	18	Radiant Panels	Remote Sensor Adj.	Yes	Ceiling Cassette - Chilled Water	Central Supply and Extract	10 l/s per person	10 l/s per person	Balanced	G4	43	41	300	n/a	None	A	80	Switch	Desk 0.75 to 0.85m	See Guidance Notes	n/a
		Secondary Classroom	1	18.0	Classroom	H11313-03	25	18	Radiant Panels	Remote Sensor Adj.	Yes	Ceiling Cassette - Chilled Water	Central Supply and Extract	10 l/s per person	10 l/s per person	Balanced	G4	43	41	300	n/a	None	A	80	Switch	Desk 0.75 to 0.85m	See Guidance Notes	n/a
		Resource Storage	1	10.0	Storage Area Equipment	W1585-??	28	16	Radiant Panels	Remote Sensor Adj.	No	None	Central General Extract	0	3	Negative	None	43	n/a	200	n/a	None	A	80	Presence detection	Floor 0m	See Guidance Notes	n/a
		Administration Area	1	15.0	Cellular / Ward Offices	M0251	25	18	Radiant Panels	Remote Sensor Adj.	Yes	Comfort Cooled Fresh Air	Central Supply and Extract	4	4	Balanced	G4	43	n/a	300	n/a	None	A	80	Switch	Desk 0.75 to 0.85m	See Guidance Notes	n/a
		WC Ambulant	1	3.0	Toilet	V1010	28	18	Adjacent Space Transfer Air	None	No	None	Central Dirty Extract	0	10	Negative	None	43	41	200	n/a	None	A	80	Presence detection	Floor 0m	See Guidance Notes	n/a
		WC - Wheelchair accessible	1	4.5	Toilet	V0922	28	18	Adjacent Space Transfer Air	None	No	None	Central Dirty Extract	0	10	Negative	None	43	41	200	n/a	None	A	80	Presence detection	Floor 0m	See Guidance Notes	n/a
		Store	1	3.0	Storage Area Equipment	W1585	28	16	Radiant Panels	Remote Sensor Adj.	No	None	Central General Extract	0	3	Negative	None	43	n/a	200	n/a	None	A	80	Presence detection	Floor 0m	See Guidance Notes	n/a
		Consult/Examination	10	15.5	Consulting Room	C0224-01	28	18	Radiant Panels	Remote Sensor Adj.	Yes	Comfort Cooled Fresh Air	Central Supply and Extract	3	3	Balanced	G4	43	41	300	n/a	1000	A	80	Switch	Bed / Trolley 1.45m	See Guidance Notes	1
		Child Protection Room	1	24.0	Consulting Room	C0224-??	28	18	Radiant Panels	Remote Sensor Adj.	Yes	Comfort Cooled Fresh Air	Central Supply and Extract	3	3	Balanced	G4	43	41	300	n/a	1000	A	80	Switch	Bed / Trolley 1.45m	See Guidance Notes	1
		Consult/Examination (Child Protection)	1	15.5	Consulting Room	C0224-?	28	18	Radiant Panels	Remote Sensor Adj.	Yes	Comfort Cooled Fresh Air	Central Supply and Extract	3	3	Balanced	G4	43	41	300	n/a	1000	A	80	Switch	Bed / Trolley 1.45m	See Guidance Notes	1
		Consult/Multi-Disciplinary	1	24.0	Consulting Room	C0217	28	18	Radiant Panels	Remote Sensor Adj.	Yes	Comfort Cooled Fresh Air	Central Supply and Extract	3	3	Balanced	G4	43	41	300	n/a	1000	A	80	Switch	Bed / Trolley 1.45m	See Guidance Notes	1
		Treatment Room (with prep area)	1	16.0	Treatment Room	X0105-01	28	18	Radiant Panels	Remote Sensor Adj.	Yes	Comfort Cooled Fresh Air	Central Supply Air	10	0	Positive	F7	43	41	500	n/a	1000	A	90	Switch	Bed / Trolley 1.45m	See Guidance Notes	n/a
		Plaster Suite (3 bays)	1	40.0	Consulting Room	X0206	28	18	Radiant Panels	Remote Sensor Adj.	Yes	Comfort Cooled Fresh Air	Central Supply and Extract	3	3	Balanced	G4	43	41	300	n/a	1000	A	80	Switch	Bed / Trolley 1.45m	See Guidance Notes	1
		Store: Plaster	1	6.0	Storage Area Equipment	W1585-??	28	16	Radiant Panels	Remote Sensor Adj.	No	None	Central General Extract	0	3	Negative	None	43	n/a	200	n/a	None	A	80	Presence detection	Floor 0m	See Guidance Notes	n/a
		Orthotics Workshop	1	16.0	Small Workshop	K0420	28	18	Radiant Panels	Remote Sensor Adj.	Yes	Comfort Cooled Fresh Air	Central Supply and Extract	4	6	Negative	G4	43	41	200	n/a	None	A	80	Switch	Desk 0.75 to 0.85m	See Guidance Notes	n/a
		Equipment / General Store																										

RHSC / DCN Environmental Matrix

Dept	Room Name	Qty	Room Function	ADB Code	Temp (max)	Temp (min)	Heating Type	Heating Control	Cooling (present)	Cooling (type)	Ventilation (type)	Supply (ach/hr)	Extract (ach/hr)	Relative pressure	Min filtration	Surface temp	Water temp	Safety Notes	Normal lux	Night lux	Local lux	Standby grade	Colour render	Control	Plane	Medical Location				
D1	RHSC Main Outpatients Department	Resuscitation Trolley Bay	1	1.0	Resus Trolley bay	G0180-01	28	18	Adjacent Space Transfer Air	None	No	None	None	0	0	n/a	None	43	n/a	500	n/a	None	A	90	Switch	Bed / Trolley 1.45m	See Guidance Notes	n/a		
		Phlebotomy Room	1	8.0	Consulting Room	C0224-??	28	18	Radiant Panels	Remote Sensor Adj.	Yes	Comfort Cooled Fresh Air	Central Supply and Extract	3	3	Balanced	G4	43	41	300	n/a	1000	A	80	Switch	Bed / Trolley 1.45m	See Guidance Notes	1		
		Specimen/ Disabled WC	1	4.5	Toilet	V0922	28	18	Adjacent Space Transfer Air	None	No	None	Central Dirty Extract	0	10	Negative	None	43	41	200	n/a	None	A	80	Presence detection	Floor 0m	See Guidance Notes	n/a		
		Linen Bay	1	1.5	Linen Bay	W1594-01	28	16	Adjacent Space Transfer Air	None	No	None	Central Extract	0	3	Negative	None	43	n/a	200	n/a	None	A	80	Presence detection	Floor 0m	See Guidance Notes	n/a		
		Pantry	1	8.0	Pantry	P0627	28	18	Radiant Panels	Remote Sensor Adj.	Yes	Comfort Cooled Fresh Air	Central Supply and Extract	6	8	Negative	G4	43	41	300	n/a	None	A	80	Switch	Floor 0m	See Guidance Notes	n/a		
		Staff WC	2	3.0	Toilet	V1010	28	18	Adjacent Space Transfer Air	None	No	None	Central Dirty Extract	0	10	Negative	None	43	41	200	n/a	None	A	80	Presence detection	Floor 0m	See Guidance Notes	n/a		
		WC - Fully accessible changing room	1	7.0	Toilet	V0922-01	28	18	Adjacent Space Transfer Air	None	No	None	Central Dirty Extract	0	10	Negative	None	43	41	200	n/a	None	A	80	Presence detection	Floor 0m	See Guidance Notes	n/a		
		Baby Infant / Feeding Room	1	4.0	Baby Feeding	S0012	25	18	Radiant Panels	Remote Sensor Adj.	No	None	Central Supply Air	5	0	Positive	G4	43	41	100	n/a	None	A	80	Presence detection	Floor 0m	See Guidance Notes	n/a		
		Nappy Change	1	4.0	Nappy Change	V1131	25	18	Radiant Panels	Remote Sensor Adj.	No	None	Central Dirty Extract	0	10	Negative	None	43	41	100	n/a	None	A	80	Presence detection	Floor 0m	See Guidance Notes	n/a		
		Sub Waiting Area (incl supervised play) with Nurse Base	1	46	Waiting Room	J0132-02	28	18	Radiant Panels	Remote Sensor Adj.	Yes	Comfort Cooled Fresh Air	Central Supply and Extract	5	5	Balanced	G4	43	n/a	300	n/a	None	A	80	Switch	Floor 0m	See Guidance Notes	n/a		
		Sub Waiting Area	1	3.5	Waiting Room	J0132-02	28	18	Radiant Panels	Remote Sensor Adj.	Yes	Comfort Cooled Fresh Air	Central Supply and Extract	5	5	Balanced	G4	43	n/a	300	n/a	None	A	80	Switch	Floor 0m	See Guidance Notes	n/a		
		Reception	1	3.0	Reception	J0132-01	28	18	Radiant Panels	Remote Sensor Adj.	Yes	Comfort Cooled Fresh Air	Central Supply Air	4	4	Balanced	G4	43	n/a	300	n/a	None	A	80	Switch	Desk 0.75 to 0.85m	See Guidance Notes	n/a		
		WC wheelchair accessible	2	4.5	Toilet	V0922	28	18	Adjacent Space Transfer Air	None	No	None	Central Dirty Extract	0	10	Negative	None	43	41	200	n/a	None	A	80	Presence detection	Floor 0m	See Guidance Notes	n/a		
		Consult/Examination	4	15.5	Consulting Room	C0224-01	28	18	Radiant Panels	Remote Sensor Adj.	Yes	Comfort Cooled Fresh Air	Central Supply and Extract	3	3	Balanced	G4	43	41	300	n/a	1000	A	80	Switch	Bed / Trolley 1.45m	See Guidance Notes	1		
		Consult/Examination (Ophthalmology)	1	15.5	Consulting Room	C0224-?	28	18	Radiant Panels	Remote Sensor Adj.	Yes	Comfort Cooled Fresh Air	Central Supply and Extract	3	3	Balanced	G4	43	41	300	n/a	1000	A	80	Switch	Bed / Trolley 1.45m	See Guidance Notes	1		
		Consult/Multi-Disciplinary	1	24.0	Consulting Room	C0217	28	18	Radiant Panels	Remote Sensor Adj.	Yes	Comfort Cooled Fresh Air	Central Supply and Extract	3	3	Balanced	G4	43	41	300	n/a	1000	A	80	Switch	Bed / Trolley 1.45m	See Guidance Notes	1		
		Equipment / General Store	1	8.0	Storage Area Equipment	W1585	28	16	Radiant Panels	Remote Sensor Adj.	No	None	Central General Extract	0	3	Negative	None	43	n/a	200	n/a	None	A	80	Presence detection	Floor 0m	See Guidance Notes	n/a		
		Play Therapy (inc messy play) Room	1	18.0	Common room/staff room/lounge	H1322-01	28	18	Radiant Panels	Remote Sensor Adj.	Yes	Comfort Cooled Fresh Air	Central Supply and Extract	6	8	Negative	G4	43	41	300	n/a	None	A	80	Switch	Floor 0m	See Guidance Notes	n/a		
		Physical Measurement	2	3.5	Consulting Room	C0522-02	28	18	Radiant Panels	Remote Sensor Adj.	Yes	Comfort Cooled Fresh Air	Central Supply and Extract	3	3	Balanced	G4	43	41	300	n/a	1000	A	80	Switch	Bed / Trolley 1.45m	See Guidance Notes	1		
		Infant Measuring Room	1	6.0	Consulting Room	C0522-02	28	18	Radiant Panels	Remote Sensor Adj.	Yes	Comfort Cooled Fresh Air	Central Supply and Extract	3	3	Balanced	G4	43	41	300	n/a	1000	A	80	Switch	Bed / Trolley 1.45m	See Guidance Notes	1		
		Shower Room	1	5.0	Bathroom	V1643	28	20	Adjacent Space Transfer Air	None	No	None	Central Dirty Extract	0	10	Negative	None	43	41	200	n/a	None	A	80	Presence detection	Floor 0m	See Guidance Notes	n/a		
		Mobile Hoist Bay	1	3.0	Circulation Equipment Storage Bays	G0180-03	28	16	Adjacent Space Transfer Air	None	No	None	Central General Extract	0	3	Negative	None	43	n/a	200	n/a	None	A	80	Presence detection	Floor 0m	See Guidance Notes	n/a		
		Consult/Examination (Cleft)	2	18.0	Consulting Room	C0224-?	28	18	Radiant Panels	Remote Sensor Adj.	Yes	Comfort Cooled Fresh Air	Central Supply and Extract	3	3	Balanced	G4	43	41	300	n/a	1000	A	80	Switch	Bed / Trolley 1.45m	See Guidance Notes	1		
		Consult/Examination (ENT)	3	17.0	Consulting Room	C0224-?	28	18	Radiant Panels	Remote Sensor Adj.	Yes	Comfort Cooled Fresh Air	Central Supply and Extract	3	3	Balanced	G4	43	41	300	n/a	1000	A	80	Switch	Bed / Trolley 1.45m	See Guidance Notes	1		
		Store Room	1	1.0	Storage Area Equipment	W1585-??	28	16	Radiant Panels	Remote Sensor Adj.	No	None	Central General Extract	0	3	Negative	None	43	n/a	200	n/a	None	A	80	Presence detection	Floor 0m	See Guidance Notes	n/a		
		Treatment Room (with prep area)	2	16.0	Treatment Room	X0105-01	28	18	Radiant Panels	Remote Sensor Adj.	Yes	Comfort Cooled Fresh Air	Central Supply Air	10	0	Positive	F7	43	41	500	n/a	1000	A	90	Switch	Bed / Trolley 1.45m	See Guidance Notes	n/a		
		Clean Utility	1	8.0	Clean Utility	T0101	28	18	Radiant Panels	Remote Sensor Adj.	Yes	Comfort Cooled Fresh Air	Central Supply Air	6	0	Positive	G4	43	41	150	n/a	None	A	80	Presence detection	General working plane 1m	See Guidance Notes	n/a		
		Dirty Utility	1	11.0	Dirty utility	Y0431	28	18	Adjacent Space Transfer Air	None	No	None	Central Dirty Extract	0	6	Negative	None	43	41	200	n/a	None	A	80	Presence detection	Floor 0m	See Guidance Notes	n/a		
		DSR	1	7.0	DSR	Y1510	28	18	Adjacent Space Transfer Air	None	No	None	Central Dirty Extract	0	6	Negative	None	43	60	100	n/a	None	A	90	Presence detection	Floor 0m	See Guidance Notes	n/a		
		Disposal Hold	1	10.0	Disposal Hold	Y0646	28	18	Adjacent Space Transfer Air	None	No	None	Central Dirty Extract	0	10	Negative	None	43	n/a	100	n/a	None	A	90	Presence detection	Floor 0m	See Guidance Notes	n/a		
		Resuscitation Trolley Bay	1	1.0	Circulation Equipment Storage Bays	G0180-01	28	16	Adjacent Space Transfer Air	None	No	None	Central General Extract	0	3	Negative	None	43	n/a	200	n/a	None	A	80	Presence detection	Floor 0m	See Guidance Notes	n/a		
		Phlebotomy Room	1	8.0	Consulting Room	C0224-??	28	18	Radiant Panels	Remote Sensor Adj.	Yes	Comfort Cooled Fresh Air	Central Supply and Extract	3	3	Balanced	G4	43	41	300	n/a	1000	A	80	Switch	Bed / Trolley 1.45m	See Guidance Notes	1		
		Linen Bay (1 Trolley)	1	1.5	Linen Bay	W1594-01	28	16	Adjacent Space Transfer Air	None	No	None	Central Extract	0	3	Negative	None	43	n/a	200	n/a	None	A	80	Presence detection	Floor 0m	See Guidance Notes	n/a		
		Staff WC	1	3.0	Toilet	V1010	28	18	Adjacent Space Transfer Air	None	No	None	Central Dirty Extract	0	10	Negative	None	43	41	200	n/a	None	A	80	Presence detection	Floor 0m	See Guidance Notes	n/a		
		Baby Infant / Feeding Room	1	4.0	Baby Feeding	S0012	25	18	Radiant Panels	Remote Sensor Adj.	No	None	Central Supply Air	5	0	Positive	G4	43	41	100	n/a	None	A	80	Presence detection	Floor 0m	See Guidance Notes	n/a		
		Nappy Change	1	4.0	Nappy Change	V1131	25	18	Radiant Panels	Remote Sensor Adj.	No	None	Central Dirty Extract	0	10	Negative	None	43	41	100	n/a	None	A	80	Presence detection	Floor 0m	See Guidance Notes	n/a		
		Outpatients Management Office	1	9.0	Cellular / Ward Offices	M0251	25	18	Radiant Panels	Remote Sensor Adj.	Yes	Comfort Cooled Fresh Air	Central Supply and Extract	4	4	Balanced	G4	43	n/a	300	n/a	None	A	80	Switch	Desk 0.75 to 0.85m	See Guidance Notes	n/a		
		Meeting Room	1	15.0	Meeting Room	H1313-03	25	18	Radiant Panels	Remote Sensor Adj.	Yes	Ceiling Cassette - Chilled Water	Central Supply and Extract	10 l/s per person	10 l/s per person	Balanced	G4	43	n/a	300	n/a	None	A	80	Switch	Desk 0.75 to 0.85m	See Guidance Notes	n/a		
		D2	Cardiology & Respiratory	Waiting Area	1	9.0	Waiting Room	J0132-02	28	18	Radiant Panels	Remote Sensor Adj.	Yes	Comfort Cooled Fresh Air	Central Supply and Extract	5	5	Balanced	G4	43	n/a	300	n/a	None	A	80	Switch	Floor 0m	See Guidance Notes	n/a
				Store/ Equipment	1	9.0	Storage Area Equipment	W1585	28	16	Radiant Panels	Remote Sensor Adj.	No	None	Central General Extract	0	3	Negative	None	43	n/a	200	n/a	None	A	80	Presence detection	Floor 0m	See Guidance Notes	n/a
				WC Staff	1	4.5	Toilet	V1010-03	28	18	Adjacent Space Transfer Air	None	No	None	Central Dirty Extract	0	10	Negative	None	43	41	200	n/a	None	A	80	Presence detection	Floor 0m	See Guidance Notes	n/a
				DSR	1	7.0	DSR	Y1510	28	18	Adjacent Space Transfer Air	None	No	None	Central Dirty Extract	0	6	Negative	None	43	60	100	n/a	None	A	90	Presence detection	Floor 0m	See Guidance Notes	n/a
				Physical Measurement	1	3.5	Consulting Room	C0522-02	28	18	Radiant Panels	Remote Sensor Adj.	Yes	Comfort Cooled Fresh Air	Central Supply and Extract	3	3	Balanced	G4	43	41	300	n/a	1000	A	80	Switch	Bed / Trolley 1.45m	See Guidance Notes	1
				ECG Procedure Room	1	12.0	Consulting Room	C0718-??	28	18	Radiant Panels	Remote Sensor Adj.	Yes	Comfort Cooled Fresh Air	Central Supply and Extract	3	3	Balanced	G4	43	41	300	n/a	1000	A	80	Switch	Bed / Trolley 1.45m	See Guidance Notes	1
				Echocardiography Room	1	20.0	Diagnostic room	C0712	25	18	Warm Air - Reheat Battery	BMS Adjustable Sensor	Yes	Comfort Cooled Fresh Air	Central Supply and Extract	to suit location	to suit location	Balanced	F7	43	41	300	n/a	1000	A	80	Switch / Dimmer	General working plane 1m	See Guidance Notes	1
Exercise Tolerance Test Room	1			20.0	Consulting Room	C0718-01	28	18	Radiant Panels	Remote Sensor Adj.	Yes	Comfort Cooled Fresh Air	Central Supply and Extract	3	3	Balanced	G4	43	41	300	n/a	1000	A	80	Switch	Bed / Trolley 1.45m	See Guidance Notes	1		
Admin Office	1			12.0	Cellular / Ward Offices	M0251	25	18	Radiant Panels	Remote Sensor Adj.	Yes	Comfort Cooled Fresh Air	Central Supply and Extract	4	4	Balanced	G4	43	n/a	300	n/a	None	A	80	Switch	Desk 0.75 to 0.85m	See Guidance Notes	n/a		
Lung Function Laboratory	1			28.0	Treatment Room	C0718-02	28	18	Radiant Panels	Remote Sensor Adj.	Yes	Comfort Cooled Fresh Air	Central Supply Air	10	0	Positive	F7	43	41	500	n/a	1000	A	90	Switch	Bed / Trolley 1.45m	See Guidance Notes	n/a		
Exercise Room/Lung Function Laboratory	1			22.0	Treatment Room	C0715	28	18	Radiant Panels	Remote Sensor Adj.	Yes	Comfort Cooled Fresh Air	Central Supply Air	10	0	Positive	F7	43	41	500	n/a	1000	A	90	Switch	Bed / Trolley 1.45m	See Guidance Notes	n/a		
Admin Office	1			15.0	Cellular / Ward Offices	M0251	25	18	Radiant Panels	Remote Sensor Adj.	Yes	Comfort Cooled Fresh Air	Central Supply and Extract	4	4	Balanced	G4	43	n/a	300	n/a	None	A	80	Switch	Desk 0.75 to 0.85m	See Guidance Notes	n/a		
Domiciliary Sleep Studies	1			12.0	Consulting Room	C0224-03	28	18	Radiant Panels	Remote Sensor Adj.	Yes	Comfort Cooled Fresh Air	Central Supply and Extract	3	3	Balanced	G4	43	41	300	n/a	1000	A	80	Switch	Bed / Trolley 1.45m	See Guidance Notes	1		
D3	Orthoptics			Staff Office	1	12.0	Cellular / Ward Offices	M0251	25	18	Radiant Panels	Remote Sensor Adj.	Yes	Comfort Cooled Fresh Air	Central Supply and Extract	4	4	Balanced	G4											

RHSC / DCN Environmental Matrix

Dept	Dept	Room Name	Qty	Room Function	ADB Code	Temp (max)	Temp (min)	Heating Type	Heating Control	Cooling (present)	Cooling (type)	Ventilation (type)	Supply (ach/hr)	Extract (ach/hr)	Relative pressure	Min filtration	Surface temp	Water temp	Safety Notes	Normal lux	Night lux	Local lux	Standby grade	Colour render	Control	Plane	Medical Location	
D4	Audiology	Testing/Clinic Rooms	2	21.0 Consulting Room	C0515	28	18	Radiant Panels	Remote Sensor Adj.	Yes	Comfort Cooled Fresh Air	Central Supply and Extract	3	3	Balanced	G4	43	41		300	n/a	1000	A	80	Switch	Bed / Trolley 1.45m	See Guidance Notes	1
		Obs/Control	2	8.0 Diagnostic room	C0516	25	18	Warm Air - Reheat Battery	BMS Adjustable Sensor	Yes	Comfort Cooled Fresh Air	Central Supply and Extract	to suit location	to suit location	Balanced	F7	43	41		300	n/a	1000	A	80	Switch / Dimmer	General working plane 1m	See Guidance Notes	1
		ABR Room	1	16.0 Treatment Room	C0517	28	18	Radiant Panels	Remote Sensor Adj.	Yes	Comfort Cooled Fresh Air	Central Supply Air	10	0	Positive	F7	43	41		500	n/a	1000	A	90	Switch	Bed / Trolley 1.45m	See Guidance Notes	n/a
		Test Room	1	16.0 Treatment Room	C0517-01	28	18	Radiant Panels	Remote Sensor Adj.	Yes	Comfort Cooled Fresh Air	Central Supply Air	10	0	Positive	F7	43	41		500	n/a	1000	A	90	Switch	Bed / Trolley 1.45m	See Guidance Notes	n/a
		Work Room	1	12.0 Small Workshop	L1804	28	16	Radiant Panels	Remote Sensor Adj.	Yes	Comfort Cooled Fresh Air	Central Supply and Extract	4	6	Negative	G4	43	41		300	n/a	None	A	80	Switch	Desk 0.75 to 0.85m	See Guidance Notes	n/a
		Mould Room	1	9.0 Small Workshop	L1804	28	16	Radiant Panels	Remote Sensor Adj.	Yes	Comfort Cooled Fresh Air	Central Supply and Extract	4	6	Negative	G4	43	41		300	n/a	None	A	80	Switch	Desk 0.75 to 0.85m	See Guidance Notes	n/a
		Store	1	15.0 Storage Area Equipment	W1585	28	16	Radiant Panels	Remote Sensor Adj.	No	None	Central General Extract	0	3	Negative	None	43	n/a		200	n/a	None	A	80	Presence detection	Floor 0m	See Guidance Notes	n/a
D5	Paediatric Dentistry	Shared Staff Office	1	32.8 Cellular / Ward Offices	M0251	25	18	Radiant Panels	Remote Sensor Adj.	Yes	Comfort Cooled Fresh Air	Central Supply and Extract	4	4	Balanced	G4	43	n/a		300	n/a	None	A	80	Switch	Desk 0.75 to 0.85m	See Guidance Notes	n/a
		Surgeries (standard)	3	18.0 Operating Theatre Suite	C0903	25	18	warm air via AHU Battery	Local / BMS Adjustable Sensor	Yes	Comfort Cooled Fresh Air	Central Supply and Extract	In line with SHTM 03-01	In line with SHTM 03-01		F7	43	41		500	n/a	10,000 - 100,000	A	80	Switch	Bed / Trolley 1.45m	See Guidance Notes	n/a
		Surgery (multi-disciplinary)	1	20.0 Operating Theatre Suite	N0106-01	25	18	warm air via AHU Battery	Local / BMS Adjustable Sensor	Yes	Comfort Cooled Fresh Air	Central Supply and Extract	In line with SHTM 03-01	In line with SHTM 03-01		F7	43	41		500	n/a	10,000 - 100,000	A	80	Switch	Bed / Trolley 1.45m	See Guidance Notes	n/a
		Recovery	1	10.0 Recovery Bay / Recovery Room	C0522-04	28	20	Radiant Panels	Remote Sensor Adj.	Yes	Comfort Cooled Fresh Air	Central Supply and Extract	15	15	Balanced	G4	43	41		500	n/a	1000	A	80	Switch / Dimmer	Bed / Trolley 1.45m	See Guidance Notes	n/a
		Laboratory	1	10.0 Laboratory	L1804	25	18	Radiant Panels	Remote Sensor Adj.	Yes	Ceiling Cassette - Chilled Water	Central Supply and Extract	6	6	Balanced	F7	43	60		500	n/a	None	A	80	Switch	Desk 0.75 to 0.85m	See Guidance Notes	n/a
		Clean Utility / Dental Store	1	23.0 Clean Utility	T0101	28	18	Radiant Panels	Remote Sensor Adj.	Yes	Comfort Cooled Fresh Air	Central Supply Air	6	0	Positive	G4	43	41		150	n/a	None	A	80	Presence detection	General working plane 1m	See Guidance Notes	n/a
		Dirty Utility	1	11.0 Dirty Utility	Y0431	28	18	Adjacent Space Transfer Air	None	No	None	Central Dirty Extract	0	6	Negative	None	43	41		200	n/a	None	A	80	Presence detection	Floor 0m	See Guidance Notes	n/a
D6	RHSC Therapies	Mobile Inter-oral Storage	1	6.0 Storage Area Equipment	W1585-??	28	16	Radiant Panels	Remote Sensor Adj.	No	None	Central General Extract	0	3	Negative	None	43	n/a		200	n/a	None	A	80	Presence detection	Floor 0m	See Guidance Notes	n/a
		Rehabilitation Room	4	30.0 Treatment Room	X0208-01	28	18	Radiant Panels	Remote Sensor Adj.	Yes	Comfort Cooled Fresh Air	Central Supply Air	10	0	Positive	F7	43	41		500	n/a	1000	A	90	Switch	Bed / Trolley 1.45m	See Guidance Notes	n/a
		Rehabilitation Room (inc CV equip)	1	39.0 Treatment Room	X0208-02	28	18	Radiant Panels	Remote Sensor Adj.	Yes	Comfort Cooled Fresh Air	Central Supply Air	10	0	Positive	F7	43	41		500	n/a	1000	A	90	Switch	Bed / Trolley 1.45m	See Guidance Notes	n/a
		Changing Cubicles	2	4.0 Changing Facilities	V0726	28	18	Radiant Panels	Remote Sensor Adj.	Yes	Comfort Cooled Fresh Air	Central Supply and Extract	6	10	positive to wc	G4	43	41		100	n/a	None	A	80	Presence detection	Floor 0m	See Guidance Notes	n/a
		Standard Treatment Room	3	15.0 Treatment Room	X0105	28	18	Radiant Panels	Remote Sensor Adj.	Yes	Comfort Cooled Fresh Air	Central Supply Air	10	0	Positive	F7	43	41		500	n/a	1000	A	90	Switch	Bed / Trolley 1.45m	See Guidance Notes	n/a
		Treatment Room (OT equip)	1	20.0 Treatment Room	X0105	28	18	Radiant Panels	Remote Sensor Adj.	Yes	Comfort Cooled Fresh Air	Central Supply Air	10	0	Positive	F7	43	41		500	n/a	1000	A	90	Switch	Bed / Trolley 1.45m	See Guidance Notes	n/a
		Infant Measuring Room	1	6.0 Consulting Room	C0522-02	28	18	Radiant Panels	Remote Sensor Adj.	Yes	Comfort Cooled Fresh Air	Central Supply and Extract	3	3	Balanced	G4	43	41		300	n/a	1000	A	80	Switch	Bed / Trolley 1.45m	See Guidance Notes	1
		Standard Distraction Free Treatment Room	2	15.0 Consulting Room	C0110-01	28	18	Radiant Panels	Remote Sensor Adj.	Yes	Comfort Cooled Fresh Air	Central Supply and Extract	3	3	Balanced	G4	43	41		300	n/a	1000	A	80	Switch	Bed / Trolley 1.45m	See Guidance Notes	1
		Large Distraction Free Treatment Room	1	20.0 Consulting Room	C0110-01	28	18	Radiant Panels	Remote Sensor Adj.	Yes	Comfort Cooled Fresh Air	Central Supply and Extract	3	3	Balanced	G4	43	41		300	n/a	1000	A	80	Switch	Bed / Trolley 1.45m	See Guidance Notes	1
		Dietetic Clinic Room	2	12.0 Diagnostic room	C0224-02	25	18	Warm Air - Reheat Battery	BMS Adjustable Sensor	Yes	Comfort Cooled Fresh Air	Central Supply and Extract	to suit location	to suit location	Balanced	F7	43	41		300	n/a	1000	A	80	Switch / Dimmer	General working plane 1m	See Guidance Notes	1
		Spinting / Casting Room	1	18.0 Consulting Room	X0206-01	28	18	Radiant Panels	Remote Sensor Adj.	Yes	Comfort Cooled Fresh Air	Central Supply and Extract	3	3	Balanced	G4	43	41		300	n/a	1000	A	80	Switch	Bed / Trolley 1.45m	See Guidance Notes	1
		management office	1	20.5 Cellular / Ward Offices	M0251	25	18	Radiant Panels	Remote Sensor Adj.	Yes	Comfort Cooled Fresh Air	Central Supply and Extract	4	4	Balanced	G4	43	n/a		300	n/a	None	A	80	Switch	Desk 0.75 to 0.85m	See Guidance Notes	n/a
		Staff Office - All specialties (39 person)	1	159.0 Open Plan Office	M0132-01	25	18	Radiant Panels	Remote Sensor Adj.	Yes	Comfort Cooled Fresh Air	Central Supply and Extract	4	4	Balanced	G4	43	n/a		300	n/a	None	A	80	Switch	Desk 0.75 to 0.85m	See Guidance Notes	n/a
		Meeting Room - 4 person	1	6.0 Meeting Room	H1313-01	25	18	Radiant Panels	Remote Sensor Adj.	Yes	Ceiling Cassette - Chilled Water	Central Supply and Extract	10 l/s per person	10 l/s per person	Balanced	G4	43	n/a		300	n/a	None	A	80	Switch	Desk 0.75 to 0.85m	See Guidance Notes	n/a
		Meeting Room - 6 person	1	9.0 Meeting Room	H1313-02	25	18	Radiant Panels	Remote Sensor Adj.	Yes	Ceiling Cassette - Chilled Water	Central Supply and Extract	10 l/s per person	10 l/s per person	Balanced	G4	43	n/a		300	n/a	None	A	80	Switch	Desk 0.75 to 0.85m	See Guidance Notes	n/a
		Dictation/ 1:1/Phone Booth	1	4.2 Cellular / Ward Offices	M0251-01	25	18	Radiant Panels	Remote Sensor Adj.	Yes	Comfort Cooled Fresh Air	Central Supply and Extract	4	4	Balanced	G4	43	n/a		300	n/a	None	A	80	Switch	Desk 0.75 to 0.85m	See Guidance Notes	n/a
		A&C Staff Office/Appliance Officer	1	12.0 Cellular / Ward Offices	M0251	25	18	Radiant Panels	Remote Sensor Adj.	Yes	Comfort Cooled Fresh Air	Central Supply and Extract	4	4	Balanced	G4	43	n/a		300	n/a	None	A	80	Switch	Desk 0.75 to 0.85m	See Guidance Notes	n/a
		WC - Staff	2	3.0 Toilet	V1010	28	18	Adjacent Space Transfer Air	None	No	None	Central Dirty Extract	0	10	Negative	None	43	41		200	n/a	None	A	80	Presence detection	Floor 0m	See Guidance Notes	n/a
		Reception	1	6.0 Reception	J0132-01	28	18	Radiant Panels	Remote Sensor Adj.	Yes	Comfort Cooled Fresh Air	Central Supply Air	4	4	Balanced	G4	43	n/a		300	n/a	None	A	80	Switch	Desk 0.75 to 0.85m	See Guidance Notes	n/a
		Waiting Play Area	1	33.0 Waiting Room	J0132-02	28	18	Radiant Panels	Remote Sensor Adj.	Yes	Comfort Cooled Fresh Air	Central Supply and Extract	5	5	Balanced	G4	43	n/a		300	n/a	None	A	80	Switch	Floor 0m	See Guidance Notes	n/a
		WC - Wheelchair accessible	1	4.5 Toilet	V0922	28	18	Adjacent Space Transfer Air	None	No	None	Central Dirty Extract	0	10	Negative	None	43	41		200	n/a	None	A	80	Presence detection	Floor 0m	See Guidance Notes	n/a
		WC - assisted (large+changing)	1	12.3 Toilet	V0922-01	28	18	Adjacent Space Transfer Air	None	No	None	Central Dirty Extract	0	10	Negative	None	43	41		200	n/a	None	A	80	Presence detection	Floor 0m	See Guidance Notes	n/a
		Store - OT	1	4.0 Storage Area Equipment	W1585-??	28	16	Radiant Panels	Remote Sensor Adj.	No	None	Central General Extract	0	3	Negative	None	43	n/a		200	n/a	None	A	80	Presence detection	Floor 0m	See Guidance Notes	n/a
		Store - OT	1	16.5 Storage Area Equipment	W1585-??	28	16	Radiant Panels	Remote Sensor Adj.	No	None	Central General Extract	0	3	Negative	None	43	n/a		200	n/a	None	A	80	Presence detection	Floor 0m	See Guidance Notes	n/a
		Store - OT	1	2.0 Storage Area Equipment	W1585-??	28	16	Radiant Panels	Remote Sensor Adj.	No	None	Central General Extract	0	3	Negative	None	43	n/a		200	n/a	None	A	80	Presence detection	Floor 0m	See Guidance Notes	n/a
		Store - SALT	1	8.0 Storage Area Equipment	W1585-??	28	16	Radiant Panels	Remote Sensor Adj.	No	None	Central General Extract	0	3	Negative	None	43	n/a		200	n/a	None	A	80	Presence detection	Floor 0m	See Guidance Notes	n/a
		Store - Dietetic	1	8.0 Storage Area Equipment	W1585-??	28	16	Radiant Panels	Remote Sensor Adj.	No	None	Central General Extract	0	3	Negative	None	43	n/a		200	n/a	None	A	80	Presence detection	Floor 0m	See Guidance Notes	n/a
		Store - Dietetic	1	1.0 Storage Area Equipment	W1585-??	28	16	Radiant Panels	Remote Sensor Adj.	No	None	Central General Extract	0	3	Negative	None	43	n/a		200	n/a	None	A	80	Presence detection	Floor 0m	See Guidance Notes	n/a
		Store - Dietetic	1	1.5 Storage Area Equipment	W1585-??	28	16	Radiant Panels	Remote Sensor Adj.	No	None	Central General Extract	0	3	Negative	None	43	n/a		200	n/a	None	A	80	Presence detection	Floor 0m	See Guidance Notes	n/a
		Store - Physio	1	4.0 Storage Area Equipment	W1585-??	28	16	Radiant Panels	Remote Sensor Adj.	No	None	Central General Extract	0	3	Negative	None	43	n/a		200	n/a	None	A	80	Presence detection	Floor 0m	See Guidance Notes	n/a
		Store - Physio	1	8.0 Storage Area Equipment	W1585-??	28	16	Radiant Panels	Remote Sensor Adj.	No	None	Central General Extract	0	3	Negative	None	43	n/a		200	n/a	None	A	80	Presence detection	Floor 0m	See Guidance Notes	n/a
		Store - Physio	1	24.5 Storage Area Equipment	W1585-??	28	16	Radiant Panels	Remote Sensor Adj.	No	None	Central General Extract	0	3	Negative	None	43	n/a		200	n/a	None	A	80	Presence detection	Floor 0m	See Guidance Notes	n/a
		Store - Physio	1	8.5 Storage Area Equipment	W1585-??	28	16	Radiant Panels	Remote Sensor Adj.	No	None	Central General Extract	0	3	Negative	None	43	n/a		200	n/a	None	A	80	Presence detection	Floor 0m	See Guidance Notes	n/a
Store - Physio	1	6.0 Storage Area Equipment	W1585-??	28	16	Radiant Panels	Remote Sensor Adj.	No	None	Central General Extract	0	3	Negative	None	43	n/a		200	n/a	None	A	80	Presence detection	Floor 0m	See Guidance Notes	n/a		
Store - Physio	1	3.5 Storage Area Equipment	W1585-??	28	16	Radiant Panels	Remote Sensor Adj.	No	None	Central General Extract	0	3	Negative	None	43	n/a		200	n/a	None	A	80	Presence detection	Floor 0m	See Guidance Notes	n/a		
Store - Physio	1	13.5 Storage Area Equipment	W1585-??	28	16	Radiant Panels	Remote Sensor Adj.	No	None	Central General Extract	0	3	Negative	None	43	n/a		200	n/a	None	A	80	Presence detection	Floor 0m	See Guidance Notes	n/a		
Store - TIP	1	4.5 Storage Area Equipment	W1585-??	28	16	Radiant Panels	Remote Sensor Adj.	No	None	Central General Extract	0	3	Negative	None	43	n/a		200	n/a	None	A	80	Presence detection	Floor 0m	See Guidance Notes	n/a		
Equipment Decontamination																												

RHSC / DCN Environmental Matrix

Dept	Dept	Room Name	Qty	Room Function	ADB Code	Temp (max)	Temp (min)	Heating Type	Heating Control	Cooling (present)	Cooling (type)	Ventilation (type)	Supply (ach/hr)	Extract (ach/hr)	Relative pressure	Min filtration	Surface temp	Water temp	Safety Notes	Normal lux	Night lux	Local lux	Standby grade	Colour render	Control	Plane	Medical Location	
D7	Plastics Dressings Clinic	Sluice	1	6.0 Dirty utility	Y0431	28	18	Adjacent Space Transfer Air	None	No	None	Central Dirty Extract	0	6	Negative	None	43	41		200	n/a	None	A	80	Presence detection	Floor 0m	See Guidance Notes	n/a
		Single Telephone Booth	1	4.0 Circulation Areas	G0710	28	18	underfloor heating / none to suit location	BMS Adjustable Sensor	No	None	to suit location	to suit location	to suit location	Balanced	G4	43	41		200	n/a	None	A	80	presence detection	Floor 0m	See Guidance Notes	n/a
		Dressings Room (Burns)	2	16.0 Consulting Room	X0242	28	18	Radiant Panels	Remote Sensor Adj.	Yes	Comfort Cooled Fresh Air	Central Supply and Extract	3	3	Balanced	G4	43	41		300	n/a	1000	A	80	Switch	Bed / Trolley 1.45m	See Guidance Notes	1
		Assisted Bathroom	1	14.0 Bathroom	V1736	28	20	Adjacent Space Transfer Air	None	No	None	Central Dirty Extract	0	10	Negative	None	43	41		200	n/a	None	A	80	Presence detection	Floor 0m	See Guidance Notes	n/a
D8	Social Work	Open Plan Area	1	45.1 Waiting Room	J0132-02	28	18	Radiant Panels	Remote Sensor Adj.	Yes	Comfort Cooled Fresh Air	Central Supply and Extract	5	5	Balanced	G4	43	n/a		300	n/a	None	A	80	Switch	Floor 0m	See Guidance Notes	n/a
		Interview Room	1	9.0 Meeting Room	M0724	25	18	Radiant Panels	Remote Sensor Adj.	Yes	Ceiling Cassette - Chilled Water	Central Supply and Extract	10 l/s per person	10 l/s per person	Balanced	G4	43	n/a		300	n/a	None	A	80	Switch	Desk 0.75 to 0.85m	See Guidance Notes	n/a
		Reception: 2 staff	1	3.0 Reception	J0132-01	28	18	Radiant Panels	Remote Sensor Adj.	Yes	Comfort Cooled Fresh Air	Central Supply Air	4	4	Balanced	G4	43	n/a		300	n/a	None	A	80	Switch	Desk 0.75 to 0.85m	See Guidance Notes	n/a
		Office and Storage 2 staff	1	12.0 Cellular / Ward Offices	M0251	25	18	Radiant Panels	Remote Sensor Adj.	Yes	Comfort Cooled Fresh Air	Central Supply and Extract	4	4	Balanced	G4	43	n/a		300	n/a	None	A	80	Switch	Desk 0.75 to 0.85m	See Guidance Notes	n/a
		Waiting Area	1	12.0 Waiting Room	J0132-02	28	18	Radiant Panels	Remote Sensor Adj.	Yes	Comfort Cooled Fresh Air	Central Supply and Extract	5	5	Balanced	G4	43	n/a		300	n/a	None	A	80	Switch	Floor 0m	See Guidance Notes	n/a
		Waiting Play Area	1	20.0 Waiting Room	J0132-02	28	18	Radiant Panels	Remote Sensor Adj.	Yes	Comfort Cooled Fresh Air	Central Supply and Extract	5	5	Balanced	G4	43	n/a		300	n/a	None	A	80	Switch	Floor 0m	See Guidance Notes	n/a
		WC - Wheelchair accessible	1	4.5 Toilet	V0922	28	18	Adjacent Space Transfer Air	None	No	None	Central Dirty Extract	0	10	Negative	None	43	41		200	n/a	None	A	80	Presence detection	Floor 0m	See Guidance Notes	n/a
		Touchdown Base	1	2.0 staff base	T0151	28	18	Radiant Panels	Remote Sensor Adj.	No	None	Central Supply and Extract	10 l/s per person	10 l/s per person	Balanced	G4	n/a	n/a		200/300	n/a	None	A	80	Switch / Dimmer	Desk 0.75 to 0.85m	See Guidance Notes	n/a
		Multi Bed Room: day care, 3 beds	1	40.5 Multi-bed Wards	B0405-01	25	18	Radiant Panels	Remote Sensor Adj.	Yes	Comfort Cooled Fresh Air	Natural and Central Supply Air	4	via ensuite	positive to ensuite	G4	43	41		100	5	300	A	80	Switch	Bed / Trolley 1.45m	See Guidance Notes	n/a
		WC - Wheelchair accessible	1	4.5 Toilet	V0922	28	18	Adjacent Space Transfer Air	None	No	None	Central Dirty Extract	0	10	Negative	None	43	41		200	n/a	None	A	80	Presence detection	Floor 0m	See Guidance Notes	n/a
		Single Bedroom	2	17.0 Bedroom	B0305	25	18	Radiant Panels	Remote Sensor Adj.	Yes	Comfort Cooled Fresh Air	Natural & Central Supply Air	4	via ensuite	Balanced	G4	43	41		100	5	300	A	80	Switch / Dimmer	Bed / Trolley 1.45m	See Guidance Notes	1
		En Suite WC / WHB	2	4.5 Toilet	V1010	28	18	Adjacent Space Transfer Air	None	No	None	Central Dirty Extract	0	10	Negative	None	43	41		200	n/a	None	A	80	Presence detection	Floor 0m	See Guidance Notes	n/a
		Patient Treatment Lounge	1	32.4 Treatment Room	X1504	28	18	Radiant Panels	Remote Sensor Adj.	Yes	Comfort Cooled Fresh Air	Central Supply Air	10	0	Positive	F7	43	41		500	n/a	1000	A	90	Switch	Bed / Trolley 1.45m	See Guidance Notes	n/a
		Consult/Examination	1	15.5 Consulting Room	C0224	28	18	Radiant Panels	Remote Sensor Adj.	Yes	Comfort Cooled Fresh Air	Central Supply and Extract	3	3	Balanced	G4	43	41		300	n/a	1000	A	80	Switch	Bed / Trolley 1.45m	See Guidance Notes	1
D9	Medical Day Care Unit - 5 Beds	Treatment Room	1	16.0 Treatment Room	X0105	28	18	Radiant Panels	Remote Sensor Adj.	Yes	Comfort Cooled Fresh Air	Central Supply Air	10	0	Positive	F7	43	41		500	n/a	1000	A	90	Switch	Bed / Trolley 1.45m	See Guidance Notes	n/a
		Parking Bay: 1 patient trolley/which	1	5.0 Circulation Equipment Storage Bays	G0180-03	28	16	Adjacent Space Transfer Air	None	No	None	Central General Extract	0	3	Negative	None	43	n/a		200	n/a	None	A	80	Presence detection	Floor 0m	See Guidance Notes	n/a
		Interview, Counselling & Quiet Room	1	9.0 Meeting Room	M0724	25	18	Radiant Panels	Remote Sensor Adj.	Yes	Ceiling Cassette - Chilled Water	Central Supply and Extract	10 l/s per person	10 l/s per person	Balanced	G4	43	n/a		300	n/a	None	A	80	Switch	Desk 0.75 to 0.85m	See Guidance Notes	n/a
		WC - Staff	1	3.0 Toilet	V1010	28	18	Adjacent Space Transfer Air	None	No	None	Central Dirty Extract	0	10	Negative	None	43	41		200	n/a	None	A	80	Presence detection	Floor 0m	See Guidance Notes	n/a
		Pantry	1	8.0 Pantry	P0627	28	18	Radiant Panels	Remote Sensor Adj.	Yes	Comfort Cooled Fresh Air	Central Supply and Extract	6	8	Negative	G4	43	41		300	n/a	None	A	80	Switch	Floor 0m	See Guidance Notes	n/a
		Ward Management Office	1	9.0 Cellular / Ward Offices	M0251	25	18	Radiant Panels	Remote Sensor Adj.	Yes	Comfort Cooled Fresh Air	Central Supply and Extract	4	4	Balanced	G4	43	n/a		300	n/a	None	A	80	Switch	Desk 0.75 to 0.85m	See Guidance Notes	n/a
		Resuscitation Trolley Bay	1	1.0 Resus Trolley bay	G0180-01	28	18	Adjacent Space Transfer Air	None	No	None	None	0	0	n/a	None	43	n/a		500	n/a	None	A	90	Switch	Bed / Trolley 1.45m	See Guidance Notes	n/a
		Clean Utility	1	12.0 Clean Utility	T0101	28	18	Radiant Panels	Remote Sensor Adj.	Yes	Comfort Cooled Fresh Air	Central Supply Air	6	0	Positive	G4	43	41		150	n/a	None	A	80	Presence detection	General working plane 1m	See Guidance Notes	n/a
		Dirty Utility	1	11.0 Dirty utility	Y0431	28	18	Adjacent Space Transfer Air	None	No	None	Central Dirty Extract	0	6	Negative	None	43	41		200	n/a	None	A	80	Presence detection	Floor 0m	See Guidance Notes	n/a
		Store - General	1	8.0 Storage Area Equipment	W1585	28	16	Radiant Panels	Remote Sensor Adj.	No	None	Central General Extract	0	3	Negative	None	43	n/a		200	n/a	None	A	80	Presence detection	Floor 0m	See Guidance Notes	n/a
		Linen Bay	1	1.5 Linen Bay	W1594-01	28	16	Adjacent Space Transfer Air	None	No	None	Central Extract	0	3	Negative	None	43	n/a		200	n/a	None	A	80	Presence detection	Floor 0m	See Guidance Notes	n/a
		Disposal Hold	1	10.0 Disposal Hold	Y0646	28	18	Adjacent Space Transfer Air	None	No	None	Central Dirty Extract	0	10	Negative	None	43	n/a		100	n/a	None	A	90	Presence detection	Floor 0m	See Guidance Notes	n/a
		Physical Measurement	1	3.5 Consulting Room	C0522-02	28	18	Radiant Panels	Remote Sensor Adj.	Yes	Comfort Cooled Fresh Air	Central Supply and Extract	3	3	Balanced	G4	43	41		300	n/a	1000	A	80	Switch	Bed / Trolley 1.45m	See Guidance Notes	1
		Staff Room	1	48.0 Common room/staff room/lounge	D0608-03	28	18	Radiant Panels	Remote Sensor Adj.	Yes	Comfort Cooled Fresh Air	Central Supply and Extract	6	8	Negative	G4	43	41		300	n/a	None	A	80	Switch	Floor 0m	See Guidance Notes	n/a
		Reception Desk/Staff Base	1	3.0 Reception	J0132-01	28	18	Radiant Panels	Remote Sensor Adj.	Yes	Comfort Cooled Fresh Air	Central Supply Air	4	4	Balanced	G4	43	n/a		300	n/a	None	A	80	Switch	Desk 0.75 to 0.85m	See Guidance Notes	n/a
		Dining / Play Room	1	15.0 Eating/Drinking	D0608-01	28	18	Radiant Panels	Remote Sensor Adj.	Yes	Comfort Cooled Fresh Air	Central Supply and Extract	10 l/s per person	10 l/s per person	Balanced	G4	43	41		300	n/a	None	A	80	Switch	Floor 0m	See Guidance Notes	n/a
		Single Bedroom	4	17.0 Bedroom	B0305-01	25	18	Radiant Panels	Remote Sensor Adj.	Yes	Comfort Cooled Fresh Air	Natural & Central Supply Air	4	via ensuite	Balanced	G4	43	41		100	5	300	A	80	Switch / Dimmer	Bed / Trolley 1.45m	See Guidance Notes	1
		En-suite Shower / WC / WHB	4	4.5 Bathroom	V1643	28	20	Adjacent Space Transfer Air	None	No	None	Central Dirty Extract	0	10	Negative	None	43	41		200	n/a	None	A	80	Presence detection	Floor 0m	See Guidance Notes	n/a
		4 Bed Room	2	63.0 Multi-bed Wards	B0405	25	18	Radiant Panels	Remote Sensor Adj.	Yes	Comfort Cooled Fresh Air	Natural and Central Supply Air	4	via ensuite	positive to ensuite	G4	43	41		100	5	300	A	80	Switch / Dimmer	Bed / Trolley 1.45m	See Guidance Notes	n/a
		En-suite Shower / WC / WHB	2	6.0 Bathroom	V1643	28	20	Adjacent Space Transfer Air	None	No	None	Central Dirty Extract	0	10	Negative	None	43	41		200	n/a	None	A	80	Presence detection	Floor 0m	See Guidance Notes	n/a
		Single Bedroom	2	17.0 Bedroom	B0305-01	25	18	Radiant Panels	Remote Sensor Adj.	Yes	Comfort Cooled Fresh Air	Natural & Central Supply Air	4	via ensuite	Balanced	G4	43	41		100	5	300	A	80	Switch / Dimmer	Bed / Trolley 1.45m	See Guidance Notes	1
		En-suite wheelchair-accessible WC, Shower & wash	2	4.5 Bathroom	V1643	28	20	Adjacent Space Transfer Air	None	No	None	Central Dirty Extract	0	10	Negative	None	43	41		200	n/a	None	A	80	Presence detection	Floor 0m	See Guidance Notes	n/a
		Bath / WC / Washing	1	14.0 Bathroom	V1736	28	20	Adjacent Space Transfer Air	None	No	None	Central Dirty Extract	0	10	Negative	None	43	41		200	n/a	None	A	80	Presence detection	Floor 0m	See Guidance Notes	n/a
		Treatment Room	1	16.0 Treatment Room	X0105	28	18	Radiant Panels	Remote Sensor Adj.	Yes	Comfort Cooled Fresh Air	Central Supply Air	10	0	Positive	F7	43	41		500	n/a	1000	A	90	Switch	Bed / Trolley 1.45m	See Guidance Notes	n/a
D10	Ambulatory Care Shared Support	Ward Management Office	1	9 Cellular / Ward Offices	M0251	25	18	Radiant Panels	Remote Sensor Adj.	Yes	Comfort Cooled Fresh Air	Central Supply and Extract	4	4	Balanced	G4	43	n/a		300	n/a	None	A	80	Switch	Desk 0.75 to 0.85m	See Guidance Notes	n/a
		Touchdown Base	2	2 staff base	T0151	28	18	Radiant Panels	Remote Sensor Adj.	No	None	Central Supply and Extract	10 l/s per person	10 l/s per person	Balanced	G4	n/a	n/a		200/300	n/a	None	A	80	Switch / Dimmer	Desk 0.75 to 0.85m	See Guidance Notes	n/a
		Staff WC	1	3.0 Toilet	V1010	28	18	Adjacent Space Transfer Air	None	No	None	Central Dirty Extract	0	10	Negative	None	43	41		200	n/a	None	A	80	Presence detection	Floor 0m	See Guidance Notes	n/a
		WC - Visitors	1	3.0 Toilet	V1010	28	18	Adjacent Space Transfer Air	None	No	None	Central Dirty Extract	0	10	Negative	None	43	41		200	n/a	None	A	80	Presence detection	Floor 0m	See Guidance Notes	n/a
		Clean Utility	1	12.0 Clean Utility	T0101	28	18	Radiant Panels	Remote Sensor Adj.	Yes	Comfort Cooled Fresh Air	Central Supply Air	6	0	Positive	G4	43	41		150	n/a	None	A	80	Presence detection	General working plane 1m	See Guidance Notes	n/a
		Dirty Utility	1	14.0 Dirty utility	Y0431	28	18	Adjacent Space Transfer Air	None	No	None	Central Dirty Extract	0	6	Negative	None	43	41		200	n/a	None	A	80	Presence detection	Floor 0m	See Guidance Notes	n/a
		Pantry	1	8.0 Pantry	P0627	28	18	Radiant Panels	Remote Sensor Adj.	Yes	Comfort Cooled Fresh Air	Central Supply and Extract	6	8	Negative	G4	43	41		300	n/a	None	A	80	Switch	Floor 0m	See Guidance Notes	n/a
		Resus Trolley Bay	1	1.0 Resus Trolley bay	G0180-01	28	18	Adjacent Space Transfer Air	None	No	None	None	0	0	n/a	None	43	n/a		500	n/a	None						

RHSC / DCN Environmental Matrix

Dept	Room Name	Qty	Room Function	ADB Code	Temp (max)	Temp (min)	Heating Type	Heating Control	Cooling (present)	Cooling (type)	Ventilation (type)	Supply (achr)	Extract (achr)	Relative pressure	Min filtration	Surface temp	Water temp	Safety Notes	Normal lux	Night lux	Local lux	Standby grade	Colour render	Control	Plane	Medical Location	
F1 CAMHS - 12 Bed	WC - Ambulant	1	Toilet	V1010	28	18	Adjacent Space Transfer Air	None	No	None	Central Dirty Extract	0	10	Negative	None	43	41		200	n/a	None	A	80	Presence detection	Floor 0m	See Guidance Notes	n/a
	DSR	1	DSR	Y1510	28	18	Adjacent Space Transfer Air	None	No	None	Central Dirty Extract	0	6	Negative	None	43	60		100	n/a	None	A	90	Presence detection	Floor 0m	See Guidance Notes	n/a
	Reception	1	Reception	J0132-01	28	18	Radiant Panels	Remote Sensor Adj.	Yes	Comfort Cooled Fresh Air	Central Supply Air	4	4	Balanced	G4	43	n/a		300	n/a	None	A	80	Switch	Desk 0.75 to 0.85m	See Guidance Notes	n/a
	Waiting Area	1	Waiting Room	J0132-02	28	18	Radiant Panels	Remote Sensor Adj.	Yes	Comfort Cooled Fresh Air	Central Supply and Extract	5	5	Balanced	G4	43	n/a		300	n/a	None	A	80	Switch	Floor 0m	See Guidance Notes	n/a
	Group Room	1	Meeting Room	H1107	25	18	Radiant Panels	Remote Sensor Adj.	Yes	Ceiling Cassette - Chilled Water	Central Supply and Extract	10 l/s per person	10 l/s per person	Balanced	G4	43	n/a		300	n/a	None	A	80	Switch	Desk 0.75 to 0.85m	See Guidance Notes	n/a
	Control / Viewing	1	Diagnostic room	E0604-06	25	18	Warm Air - Reheat Battery	BMS Adjustable Sensor	Yes	Comfort Cooled Fresh Air	Central Supply and Extract	to suit location	to suit location	Balanced	F7	43	41		300	n/a	1000	A	80	Switch / Dimmer	General working plane 1m	See Guidance Notes	1
	Time Out Room	1	Common room/staff room/lounge	H1107-01	28	18	Radiant Panels	Remote Sensor Adj.	Yes	Comfort Cooled Fresh Air	Central Supply and Extract	6	8	Negative	G4	43	41		300	n/a	None	A	80	Switch	Floor 0m	See Guidance Notes	n/a
	Play Room	1	Common room/staff room/lounge	H1322-01	28	18	Radiant Panels	Remote Sensor Adj.	Yes	Comfort Cooled Fresh Air	Central Supply and Extract	6	8	Negative	G4	43	41		300	n/a	None	A	80	Switch	Floor 0m	See Guidance Notes	n/a
	Multi-Disciplinary Office	1	Multi Disciplinary Work Areas	M0254	25	18	Radiant Panels	Remote Sensor Adj.	Yes	Comfort Cooled Fresh Air	Central Supply and Extract	4	4	Balanced	G4	43	n/a		300	n/a	1000	A	80	Switch	Desk 0.75 to 0.85m	See Guidance Notes	n/a
	Sitting Room	1	Common room/staff room/lounge	D1120	28	18	Radiant Panels	Remote Sensor Adj.	Yes	Comfort Cooled Fresh Air	Central Supply and Extract	6	8	Negative	G4	43	41		300	n/a	None	A	80	Switch	Floor 0m	See Guidance Notes	n/a
	Multi-Disciplinary Office	1	Multi Disciplinary Work Areas	M0254	25	18	Radiant Panels	Remote Sensor Adj.	Yes	Comfort Cooled Fresh Air	Central Supply and Extract	4	4	Balanced	G4	43	n/a		300	n/a	None	A	80	Switch	Desk 0.75 to 0.85m	See Guidance Notes	n/a
	Group Room	1	Common room/staff room/lounge	H1107	28	18	Radiant Panels	Remote Sensor Adj.	Yes	Comfort Cooled Fresh Air	Central Supply and Extract	6	8	Negative	G4	43	41		300	n/a	None	A	80	Switch	Desk 0.75 to 0.85m	See Guidance Notes	n/a
	Sitting Room	1	Common room/staff room/lounge	D1120	28	18	Radiant Panels	Remote Sensor Adj.	Yes	Comfort Cooled Fresh Air	Central Supply and Extract	6	8	Negative	G4	43	41		300	n/a	None	A	80	Switch	Floor 0m	See Guidance Notes	n/a
	Multi-Disciplinary Office	1	Multi Disciplinary Work Areas	M0254	25	18	Radiant Panels	Remote Sensor Adj.	Yes	Comfort Cooled Fresh Air	Central Supply and Extract	4	4	Balanced	G4	43	n/a		300	n/a	1000	A	80	Switch	Desk 0.75 to 0.85m	See Guidance Notes	n/a
	Single Bed Room	10	Bedroom	B0510	25	18	Radiant Panels	Remote Sensor Adj.	Yes	Comfort Cooled Fresh Air	Natural & Central Supply Air	4	via ensuite	Balanced	G4	43	41		100	5	300	A	80	Switch / Dimmer	Bed / Trolley 1.45m	See Guidance Notes	1
	Single Bed Room (large)	2	Bedroom	B0510	25	18	Radiant Panels	Remote Sensor Adj.	Yes	Comfort Cooled Fresh Air	Natural & Central Supply Air	4	via ensuite	Balanced	G4	43	41		100	5	300	A	80	Switch / Dimmer	Bed / Trolley 1.45m	See Guidance Notes	1
	En-suite wheelchair-accessible WC, Shower & wash	12	Bathroom	V1610	28	20	Adjacent Space Transfer Air	None	No	None	Central Dirty Extract	0	10	Negative	None	43	41		200	n/a	None	A	80	Presence detection	Floor 0m	See Guidance Notes	n/a
	Clinical Base - Open Plan Area	1	Reception	T0151	28	18	Radiant Panels	Remote Sensor Adj.	Yes	Comfort Cooled Fresh Air	Central Supply Air	4	4	Balanced	G4	43	n/a		300	n/a	None	A	80	Switch	Desk 0.75 to 0.85m	See Guidance Notes	n/a
	TV / Living Room - Open Plan Area	1	Common room/staff room/lounge	D1120-02	28	18	Radiant Panels	Remote Sensor Adj.	Yes	Comfort Cooled Fresh Air	Central Supply and Extract	6	8	Negative	G4	43	41		300	n/a	None	A	80	Switch	Floor 0m	See Guidance Notes	n/a
	Open Space	1	Waiting Room	J0132-02	28	18	Radiant Panels	Remote Sensor Adj.	Yes	Comfort Cooled Fresh Air	Central Supply and Extract	5	5	Balanced	G4	43	n/a		300	n/a	None	A	80	Switch	Floor 0m	See Guidance Notes	n/a
	Pantry	1	Pantry	P0627	28	18	Radiant Panels	Remote Sensor Adj.	Yes	Comfort Cooled Fresh Air	Central Supply and Extract	6	8	Negative	G4	43	41		300	n/a	None	A	80	Switch	Floor 0m	See Guidance Notes	n/a
	Quiet Room	1	Cellular / Ward Offices	M0251	25	18	Radiant Panels	Remote Sensor Adj.	Yes	Comfort Cooled Fresh Air	Central Supply and Extract	4	4	Balanced	G4	43	n/a		300	n/a	None	A	80	Switch	Desk 0.75 to 0.85m	See Guidance Notes	n/a
	WC - Staff	2	Toilet	V1010	28	18	Adjacent Space Transfer Air	None	No	None	Central Dirty Extract	0	10	Negative	None	43	41		200	n/a	None	A	80	Presence detection	Floor 0m	See Guidance Notes	n/a
	Therapy Room	1	Consulting Room	X0613	28	18	Radiant Panels	Remote Sensor Adj.	Yes	Comfort Cooled Fresh Air	Central Supply and Extract	3	3	Balanced	G4	43	41		300	n/a	1000	A	80	Switch	Bed / Trolley 1.45m	See Guidance Notes	1
	Group Room	1	Meeting Room	H1107	25	18	Radiant Panels	Remote Sensor Adj.	Yes	Ceiling Cassette - Chilled Water	Central Supply and Extract	10 l/s per person	10 l/s per person	Balanced	G4	43	n/a		300	n/a	None	A	80	Switch	Desk 0.75 to 0.85m	See Guidance Notes	n/a
	Laundry Room	1	Laundry	Y0521	28	18	Adjacent Space Transfer Air	None	Yes	Comfort Cooled Fresh Air	Central Supply and Extract	6	10	Negative	G4	43	60		300	n/a	None	A	80	Switch	Floor 0m	See Guidance Notes	n/a
	Drug Room	1	Clean Utility	T0101	28	18	Radiant Panels	Remote Sensor Adj.	Yes	Comfort Cooled Fresh Air	Central Supply Air	6	0	Positive	G4	43	41		150	n/a	None	A	80	Presence detection	General working plane 1m	See Guidance Notes	n/a
	Dirty Utility	1	Dirty utility	Y0431	28	18	Adjacent Space Transfer Air	None	No	None	Central Dirty Extract	0	6	Negative	None	43	41		200	n/a	None	A	80	Presence detection	Floor 0m	See Guidance Notes	n/a
	Disposal Hold	1	Disposal Hold	Y0646	28	18	Adjacent Space Transfer Air	None	No	None	Central Dirty Extract	0	10	Negative	None	43	n/a		100	n/a	None	A	80	Presence detection	Floor 0m	See Guidance Notes	n/a
	Linen Bay	1	Linen Bay	W1594-01	28	16	Adjacent Space Transfer Air	None	No	None	Central Extract	0	3	Negative	None	43	n/a		200	n/a	None	A	80	Presence detection	Floor 0m	See Guidance Notes	n/a
	Treatment Room	1	Treatment Room	X0105	28	18	Radiant Panels	Remote Sensor Adj.	Yes	Comfort Cooled Fresh Air	Central Supply Air	10	0	Positive	F7	43	41		500	n/a	1000	A	90	Switch	Bed / Trolley 1.45m	See Guidance Notes	n/a
	Multidisciplinary Office - Inpatients	1	Multi Disciplinary Work Areas	M0254	25	18	Radiant Panels	Remote Sensor Adj.	Yes	Comfort Cooled Fresh Air	Central Supply and Extract	4	4	Balanced	G4	43	n/a		300	n/a	1000	A	80	Switch	Desk 0.75 to 0.85m	See Guidance Notes	n/a
	Multidisciplinary Office - ITS	1	Multi Disciplinary Work Areas	M0254	25	18	Radiant Panels	Remote Sensor Adj.	Yes	Comfort Cooled Fresh Air	Central Supply and Extract	4	4	Balanced	G4	43	n/a		300	n/a	1000	A	80	Switch	Desk 0.75 to 0.85m	See Guidance Notes	n/a
	Resuscitation Trolley Bay	1	Resus Trolley bay	G0180-01	28	18	Adjacent Space Transfer Air	None	No	None	None	0	0	n/a	None	43	n/a		500	n/a	None	A	90	Switch	Bed / Trolley 1.45m	See Guidance Notes	n/a
	Consultant Psychiatrist / Psychologist	1	Cellular / Ward Offices	M0251	25	18	Radiant Panels	Remote Sensor Adj.	Yes	Comfort Cooled Fresh Air	Central Supply and Extract	4	4	Balanced	G4	43	n/a		300	n/a	None	A	80	Switch	Desk 0.75 to 0.85m	See Guidance Notes	n/a
	Secretary/Filing Office	1	Cellular / Ward Offices	M0251	25	18	Radiant Panels	Remote Sensor Adj.	Yes	Comfort Cooled Fresh Air	Central Supply and Extract	4	4	Balanced	G4	43	n/a		300	n/a	None	A	80	Switch	Desk 0.75 to 0.85m	See Guidance Notes	n/a
	Storage (testing)	1	Storage Area Equipment	W1585-??	28	16	Radiant Panels	Remote Sensor Adj.	No	None	Central General Extract	0	3	Negative	None	43	n/a		200	n/a	None	A	80	Presence detection	Floor 0m	See Guidance Notes	n/a
	Storage / Photocopy	1	Storage Area Equipment	W1585-??	28	16	Radiant Panels	Remote Sensor Adj.	No	None	Central General Extract	0	3	Negative	None	43	n/a		200	n/a	None	A	80	Presence detection	Floor 0m	See Guidance Notes	n/a
	Physical Measurement	1	Consulting Room	C0522-02	28	18	Radiant Panels	Remote Sensor Adj.	Yes	Comfort Cooled Fresh Air	Central Supply and Extract	3	3	Balanced	G4	43	41		300	n/a	1000	A	80	Switch	Bed / Trolley 1.45m	See Guidance Notes	1
	Large Family Interview Room	1	Meeting Room	M0724	25	18	Radiant Panels	Remote Sensor Adj.	Yes	Ceiling Cassette - Chilled Water	Central Supply and Extract	10 l/s per person	10 l/s per person	Balanced	G4	43	n/a		300	n/a	None	A	80	Switch	Desk 0.75 to 0.85m	See Guidance Notes	n/a
	Family Interview Room	1	Meeting Room	M0724	25	18	Radiant Panels	Remote Sensor Adj.	Yes	Ceiling Cassette - Chilled Water	Central Supply and Extract	10 l/s per person	10 l/s per person	Balanced	G4	43	n/a		300	n/a	None	A	80	Switch	Desk 0.75 to 0.85m	See Guidance Notes	n/a
	Interview Room	4	Meeting Room	M0724	25	18	Radiant Panels	Remote Sensor Adj.	Yes	Ceiling Cassette - Chilled Water	Central Supply and Extract	10 l/s per person	10 l/s per person	Balanced	G4	43	n/a		300	n/a	None	A	80	Switch	Desk 0.75 to 0.85m	See Guidance Notes	n/a
	WC - Wheelchair accessible	3	Toilet	V0922	28	18	Adjacent Space Transfer Air	None	No	None	Central Dirty Extract	0	10	Negative	None	43	41		200	n/a	None	A	80	Presence detection	Floor 0m	See Guidance Notes	n/a
	Shower / WC / WHB assisted	1	Bathroom	V1643	28	20	Adjacent Space Transfer Air	None	No	None	Central Dirty Extract	0	10	Negative	None	43	41		200	n/a	None	A	80	Presence detection	Floor 0m	See Guidance Notes	n/a
	Dining Room (Inpatients & Day Prog)	1	Eating/Drinking	D0608-02	28	18	Radiant Panels	Remote Sensor Adj.	Yes	Comfort Cooled Fresh Air	Central Supply and Extract	10 l/s per person	10 l/s per person	Balanced	G4	43	41		300	n/a	None	A	80	Switch	Floor 0m	See Guidance Notes	n/a
	Pantry	1	Pantry	P0627	28	18	Radiant Panels	Remote Sensor Adj.	Yes	Comfort Cooled Fresh Air	Central Supply and Extract	6	8	Negative	G4	43	41		300	n/a	None	A	80	Switch	Floor 0m	See Guidance Notes	n/a
	Therapeutic Kitchen	1	Ward Kitchen	Q0121	28	18	Adjacent Space Transfer Air	None	Yes	Ceiling Cassette - Chilled Water	Central General Extract	0	6	Negative	G4	n/a	60		500	n/a	None	A	80	Switch	General working plane 1m	See Guidance Notes	n/a
Large Group Room	1	Meeting Room	H1107	25	18	Radiant Panels	Remote Sensor Adj.	Yes	Ceiling Cassette - Chilled Water	Central Supply and Extract	10 l/s per person	10 l/s per person	Balanced	G4	43	n/a		300	n/a	None	A	80	Switch	Desk 0.75 to 0.85m	See Guidance Notes	n/a	
Therapy / Play Therapy Room	1	Common room/staff room/lounge	H0322-01	28	18	Radiant Panels	Remote Sensor Adj.	Yes	Comfort Cooled Fresh Air	Central Supply and Extract	6	8	Negative	G4	43	41		300	n/a	None	A	80	Switch	Floor 0m	See Guidance Notes	n/a	
Art Room	1	Classroom	H1313-03	25	18	Radiant Panels	Remote Sensor Adj.	Yes	Ceiling Cassette - Chilled Water	Central Supply and Extract	10 l/s per person	10 l/s per person	Balanced	G4	43	41		300	n/a	None	A	80	Switch	Desk 0.75 to 0.85m	See Guidance Notes	n/a	
Recreation Room	1	Common room/staff room/lounge	H0322-01	28	18	Radiant Panels	Remote Sensor Adj.	Yes	Comfort Cooled Fresh Air	Central Supply and Extract	6	8	Negative	G4	43	41		300	n/a	None	A	80	Switch	Floor 0m	See Guidance Notes	n/a	
DSR	1	DSR	Y1510	28	18	Adjacent Space Transfer Air	None	No	None	Central Dirty Extract	0	6	Negative	None	43	60		100	n/a	None	A	90	Presence detection	Floor 0m	See Guidance Notes	n/a	
W																											

RHSC / DCN Environmental Matrix

Dept	Dept	Room Name	Qty	Room Function	ADB Code	Temp (max)	Temp (min)	Heating Type	Heating Control	Cooling (present)	Cooling (type)	Ventilation (type)	Supply (ach/hr)	Extract (ach/hr)	Relative pressure	Min filtration	Surface temp	Water temp	Safety Notes	Normal lux	Night lux	Local lux	Standby grade	Colour render	Control	Plane	Medical Location	
G3	On-Call Suite	On-Call Bedroom	3	Bedroom	D1311	25	18	Radiant Panels	Remote Sensor Adj.	Yes	Comfort Cooled Fresh Air	Natural & Central Supply Air	4	via ensuite	Balanced	G4	43	41	100	5	300	A	80	Switch / Dimmer	Bed / Trolley 1.45m	See Guidance Notes	1	
		DSR	1	DSR	Y1510	28	18	Adjacent Space Transfer Air	None	No	None	Central Dirty Extract	0	6	Negative	None	43	60	100	n/a	None	A	90	Presence detection	Floor 0m	See Guidance Notes	n/a	
		Mini Kitchen	1	Eating/Drinking	D0608-01	28	18	Radiant Panels	Remote Sensor Adj.	Yes	Comfort Cooled Fresh Air	Central Supply and Extract	10 l/s per person	10 l/s per person	Balanced	G4	43	41	300	n/a	None	A	80	Switch	Floor 0m	See Guidance Notes	n/a	
		En-suite Shower / WC / WHB	3	Bathroom	V1643	28	20	Adjacent Space Transfer Air	None	No	None	Central Dirty Extract	0	10	Negative	None	43	41	200	n/a	None	A	80	Presence detection	Floor 0m	See Guidance Notes	n/a	
H1	Child Life & Health	Seminar / Tutorial Room	2	Classroom	H1313-03	25	18	Radiant Panels	Remote Sensor Adj.	Yes	Ceiling Cassette - Chilled Water	Central Supply and Extract	10 l/s per person	10 l/s per person	Balanced	G4	43	41	300	n/a	None	A	80	Switch	Desk 0.75 to 0.85m	See Guidance Notes	n/a	
		Conference / Meeting Room	1	Meeting Room	H1313-03	25	18	Radiant Panels	Remote Sensor Adj.	Yes	Ceiling Cassette - Chilled Water	Central Supply and Extract	10 l/s per person	10 l/s per person	Balanced	G4	43	n/a	300	n/a	None	A	80	Switch	Desk 0.75 to 0.85m	See Guidance Notes	n/a	
		Lockers	1	Changing Facilities	V0726	28	18	Radiant Panels	Remote Sensor Adj.	Yes	Comfort Cooled Fresh Air	Central Supply and Extract	6	10	positive to wc	G4	43	41	100	n/a	None	A	80	Presence detection	Floor 0m	See Guidance Notes	n/a	
		WC - Ambulant	4	Toilet	V1010	28	18	Adjacent Space Transfer Air	None	No	None	Central Dirty Extract	0	10	Negative	None	43	41	200	n/a	None	A	80	Presence detection	Floor 0m	See Guidance Notes	n/a	
		WC - Accessible	2	Toilet	V0922	28	18	Adjacent Space Transfer Air	None	No	None	Central Dirty Extract	0	10	Negative	None	43	41	200	n/a	None	A	80	Presence detection	Floor 0m	See Guidance Notes	n/a	
		Waiting Area	1	Waiting Room	J0132-02	28	18	Radiant Panels	Remote Sensor Adj.	Yes	Comfort Cooled Fresh Air	Central Supply and Extract	5	5	Balanced	G4	43	n/a	300	n/a	None	A	80	Switch	Floor 0m	See Guidance Notes	n/a	
		Admin Office	1	20.5	Cellular / Ward Offices	M0251	25	18	Radiant Panels	Remote Sensor Adj.	Yes	Comfort Cooled Fresh Air	Central Supply and Extract	4	4	Balanced	G4	43	n/a	300	n/a	None	A	80	Switch	Desk 0.75 to 0.85m	See Guidance Notes	n/a
		Beverage Bay	1	3.0	Tea Making	P0625	28	18	Adjacent Space Transfer Air	None	No	None	Central General Extract	0	5	Negative	None	43	41	200	n/a	None	A	80	switch	Floor 0m	See Guidance Notes	n/a
		Head of Department	1	16	Cellular / Ward Offices	M0251	25	18	Radiant Panels	Remote Sensor Adj.	Yes	Comfort Cooled Fresh Air	Central Supply and Extract	4	4	Balanced	G4	43	n/a	300	n/a	None	A	80	Switch	Desk 0.75 to 0.85m	See Guidance Notes	n/a
		Laboratory / Finance Manager's Office	1	11	Cellular / Ward Offices	M0251	25	18	Radiant Panels	Remote Sensor Adj.	Yes	Comfort Cooled Fresh Air	Central Supply and Extract	4	4	Balanced	G4	43	n/a	300	n/a	None	A	80	Switch	Desk 0.75 to 0.85m	See Guidance Notes	n/a
		Student Records Store	1	12.0	Storage Area Equipment	W1585-??	28	16	Radiant Panels	Remote Sensor Adj.	No	None	Central General Extract	0	3	Negative	None	43	n/a	200	n/a	None	A	80	Presence detection	Floor 0m	See Guidance Notes	n/a
		Senior Academic Staff	6	11	Cellular / Ward Offices	M0251	25	18	Radiant Panels	Remote Sensor Adj.	Yes	Comfort Cooled Fresh Air	Central Supply and Extract	4	4	Balanced	G4	43	n/a	300	n/a	None	A	80	Switch	Desk 0.75 to 0.85m	See Guidance Notes	n/a
		16 Person Office	1	80	Open Plan Office	M0132-01	25	18	Radiant Panels	Remote Sensor Adj.	Yes	Comfort Cooled Fresh Air	Central Supply and Extract	4	4	Balanced	G4	43	n/a	300	n/a	None	A	80	Switch	Desk 0.75 to 0.85m	See Guidance Notes	n/a
		Meeting Room - 4 person	1	6.0	Meeting Room	H1313-01	25	18	Radiant Panels	Remote Sensor Adj.	Yes	Ceiling Cassette - Chilled Water	Central Supply and Extract	10 l/s per person	10 l/s per person	Balanced	G4	43	n/a	300	n/a	None	A	80	Switch	Desk 0.75 to 0.85m	See Guidance Notes	n/a
		Stationery / Photocopying	1	6.0	Cellular / Ward Offices	M0251	25	18	Radiant Panels	Remote Sensor Adj.	Yes	Comfort Cooled Fresh Air	Central Supply and Extract	4	4	Balanced	G4	43	n/a	300	n/a	None	A	80	Switch	Desk 0.75 to 0.85m	See Guidance Notes	n/a
		Tissue Culture Room	1	9.0	Laboratory	L0102-03	25	18	Radiant Panels	Remote Sensor Adj.	Yes	Ceiling Cassette - Chilled Water	Central Supply and Extract	6	6	Balanced	F7	43	60	500	n/a	None	A	80	Switch	Desk 0.75 to 0.85m	See Guidance Notes	n/a
		Freezer Store	1	6.0	Storage Area Equipment	W1585-??	28	16	Radiant Panels	Remote Sensor Adj.	No	None	Central General Extract	0	3	Negative	None	43	n/a	200	n/a	None	A	80	Presence detection	Floor 0m	See Guidance Notes	n/a
		Physiological Laboratory	1	45.0	Laboratory	L0102-02	25	18	Radiant Panels	Remote Sensor Adj.	Yes	Ceiling Cassette - Chilled Water	Central Supply and Extract	6	6	Balanced	F7	43	60	500	n/a	None	A	80	Switch	Desk 0.75 to 0.85m	See Guidance Notes	n/a
		DSR	1	7.0	DSR	Y1510	28	18	Adjacent Space Transfer Air	None	No	None	Central Dirty Extract	0	6	Negative	None	43	60	100	n/a	None	A	90	Presence detection	Floor 0m	See Guidance Notes	n/a
		Disposal Hold	1	10.0	Disposal Hold	Y0646	28	18	Adjacent Space Transfer Air	None	No	None	Central Dirty Extract	0	10	Negative	None	43	n/a	100	n/a	None	A	90	Presence detection	Floor 0m	See Guidance Notes	n/a
Molecular Biology Laboratory	1	45.0	Laboratory	L0102-01	25	18	Radiant Panels	Remote Sensor Adj.	Yes	Ceiling Cassette - Chilled Water	Central Supply and Extract	6	6	Balanced	F7	43	60	500	n/a	None	A	80	Switch	Desk 0.75 to 0.85m	See Guidance Notes	n/a		
H2	Clinical Research Facility	Waiting Play Area	1	9.5	Waiting Room	J0132-02	28	18	Radiant Panels	Remote Sensor Adj.	Yes	Comfort Cooled Fresh Air	Central Supply and Extract	5	5	Balanced	G4	43	n/a	300	n/a	None	A	80	Switch	Floor 0m	See Guidance Notes	n/a
		Reception	1	3.0	Reception	J0132-01	28	18	Radiant Panels	Remote Sensor Adj.	Yes	Comfort Cooled Fresh Air	Central Supply Air	4	4	Balanced	G4	43	n/a	300	n/a	None	A	80	Switch	Desk 0.75 to 0.85m	See Guidance Notes	n/a
		DSR	1	7.0	DSR	Y1510	28	18	Adjacent Space Transfer Air	None	No	None	Central Dirty Extract	0	6	Negative	None	43	60	100	n/a	None	A	90	Presence detection	Floor 0m	See Guidance Notes	n/a
		Clinical Study Room	1	63.0	Consulting Room	B0405-01	28	18	Radiant Panels	Remote Sensor Adj.	Yes	Comfort Cooled Fresh Air	Central Supply and Extract	3	3	Balanced	G4	43	41	300	n/a	1000	A	80	Switch	Bed / Trolley 1.45m	See Guidance Notes	1
		En Suite Shower / WC / WHB	1	6.0	Bathroom	V1643	28	20	Adjacent Space Transfer Air	None	No	None	Central Dirty Extract	0	10	Negative	None	43	41	200	n/a	None	A	80	Presence detection	Floor 0m	See Guidance Notes	n/a
		Single Bed Room	2	15.0	Bedroom	B0305-01	25	18	Radiant Panels	Remote Sensor Adj.	Yes	Comfort Cooled Fresh Air	Natural & Central Supply Air	4	via ensuite	Balanced	G4	43	41	100	5	300	A	80	Switch / Dimmer	Bed / Trolley 1.45m	See Guidance Notes	1
		Isolation Bedroom Entrance Lobby	1	4.0	Isolation Lobby	G0510	25	18	Warm Air - Reheat Battery	Local / BMS Adjustable Sensor	Yes	Comfort Cooled Fresh Air	Central Supply	69	0	Positive	F7	43	n/a	200	n/a	None	A	80	Presence detection	Floor 0m	See Guidance Notes	n/a
		En Suite Shower / WC / WHB	2	4.5	Bathroom	V1643	28	20	Adjacent Space Transfer Air	None	No	None	Central Dirty Extract	0	10	Negative	None	43	41	200	n/a	None	A	80	Presence detection	Floor 0m	See Guidance Notes	n/a
		WC Accessible Patients	1	3.0	Toilet	V0922	28	18	Adjacent Space Transfer Air	None	No	None	Central Dirty Extract	0	10	Negative	None	43	41	200	n/a	None	A	80	Presence detection	Floor 0m	See Guidance Notes	n/a
		Clean Utility	1	8.0	Clean Utility	T0101	28	18	Radiant Panels	TRV Remote Head Adj.	Yes	Comfort Cooled Fresh Air	Central Supply Air	6	10	Positive	G4	43	41	150	n/a	None	A	80	Presence detection	General working plane 1m	See Guidance Notes	n/a
		Dirty Utility	1	6.0	Dirty utility	Y0431	28	18	Adjacent Space Transfer Air	None	No	None	Central Dirty Extract	0	6	Negative	None	43	41	200	n/a	None	A	80	Presence detection	Floor 0m	See Guidance Notes	n/a
		Pantry	1	6.0	Pantry	P0627	28	18	Radiant Panels	Remote Sensor Adj.	Yes	Comfort Cooled Fresh Air	Central Supply and Extract	6	8	Negative	G4	43	41	300	n/a	None	A	80	Switch	Floor 0m	See Guidance Notes	n/a
		Linen Bay	1	1.5	Linen Bay	W1594-01	28	16	Adjacent Space Transfer Air	None	No	None	Central Extract	0	3	Negative	None	43	n/a	200	n/a	None	A	80	Presence detection	Floor 0m	See Guidance Notes	n/a
		Consult/Examination	1	15.5	Consulting Room	C0224	28	18	Radiant Panels	Remote Sensor Adj.	Yes	Comfort Cooled Fresh Air	Central Supply and Extract	3	3	Balanced	G4	43	41	300	n/a	1000	A	80	Switch	Bed / Trolley 1.45m	See Guidance Notes	1
		Consult / Assessment	1	12.0	Consulting Room	C0224	28	18	Radiant Panels	Remote Sensor Adj.	Yes	Comfort Cooled Fresh Air	Central Supply and Extract	3	3	Balanced	G4	43	41	300	n/a	1000	A	80	Switch	Bed / Trolley 1.45m	See Guidance Notes	1
		WC Staff	1	3.0	Toilet	V1010	28	18	Adjacent Space Transfer Air	None	No	None	Central Dirty Extract	0	10	Negative	None	43	41	200	n/a	None	A	80	Presence detection	Floor 0m	See Guidance Notes	n/a
		Disposal Hold	1	10.0	Disposal Hold	Y0646	28	18	Adjacent Space Transfer Air	None	No	None	Central Dirty Extract	0	10	Negative	None	43	n/a	100	n/a	None	A	90	Presence detection	Floor 0m	See Guidance Notes	n/a
		Store - Equipment	1	24.0	Storage Area Equipment	W1585	28	16	Radiant Panels	Remote Sensor Adj.	No	None	Central General Extract	0	3	Negative	None	43	n/a	200	n/a	None	A	80	Presence detection	Floor 0m	See Guidance Notes	n/a
		Sample Processing	1	15.0	Diagnostic room	L1804	25	18	Warm Air - Reheat Battery	BMS Adjustable Sensor	Yes	Comfort Cooled Fresh Air	Central Supply and Extract	to suit location	to suit location	Balanced	F7	43	41	300	n/a	1000	A	80	Switch / Dimmer	General working plane 1m	See Guidance Notes	1
		Office - 4 person	1	20	Cellular / Ward Offices	M0251	25	18	Radiant Panels	Remote Sensor Adj.	Yes	Comfort Cooled Fresh Air	Central Supply and Extract	4	4	Balanced	G4	43	n/a	300	n/a	None	A	80	Switch	Desk 0.75 to 0.85m	See Guidance Notes	n/a
Seminar Room	1	40.0	Meeting Room	H1313-03	25	18	Radiant Panels	Remote Sensor Adj.	Yes	Ceiling Cassette - Chilled Water	Central Supply and Extract	10 l/s per person	10 l/s per person	Balanced	G4	43	n/a	300	n/a	None	A	80	Switch	Desk 0.75 to 0.85m	See Guidance Notes	n/a		
Meeting Room	1	25.0	Meeting Room	H1313-03	25	18	Radiant Panels	Remote Sensor Adj.	Yes	Ceiling Cassette - Chilled Water	Central Supply and Extract	10 l/s per person	10 l/s per person	Balanced	G4	43	n/a	300	n/a	None	A	80	Switch	Desk 0.75 to 0.85m	See Guidance Notes	n/a		
Scenario Room	1	20.0	Meeting Room	H1313-03	25	18	Radiant Panels	Remote Sensor Adj.	Yes	Ceiling Cassette - Chilled Water	Central Supply and Extract	10 l/s per person	10 l/s per person	Balanced	G4	43	n/a	300	n/a	None	A	80	Switch	Desk 0.75 to 0.85m	See Guidance Notes	n/a		
Control Room	1	8.0	Diagnostic room	C0516	25	18	Warm Air - Reheat Battery	BMS Adjustable Sensor	Yes	Comfort Cooled Fresh Air	Central Supply and Extract	to suit location	to suit location	Balanced	F7	43	41	300	n/a	1000	A	80	Switch / Dimmer	General working plane 1m	See Guidance Notes	1		
Workshop / Tutorial Room	3	20.0	Classroom	H0202-01	25	18	Radiant Panels	Remote Sensor Adj.	Yes	Ceiling Cassette - Chilled Water	Central Supply and Extract	10 l/s per person	10 l/s per person	Balanced	G4	43	41	300	n/a	None	A	80	Switch	Desk 0.75 to 0.85m	See Guidance Notes	n/a		
Practice Based Educators Office	1	20	Cellular / Ward Offices	M0251	25	18	Radiant Panels	Remote Sensor Adj.	Yes	Comfort Cooled Fresh Air	Central Supply and Extract	4	4	Balanced	G4	43	n/a	300	n/a	None	A	80	Switch	Desk 0.75 to 0.85m	See Guidance Notes	n/a		
Management/ Admin Office	1	15	Cellular / Ward Offices	M0251	25	18	Radiant Panels	Remote Sensor Adj.	Yes	Comfort Cooled																		

RHSC / DCN Environmental Matrix

Dept	Dept	Room Name	Qty	Room Function	ADB Code	Temp (max)	Temp (min)	Heating Type	Heating Control	Cooling (present)	Cooling (type)	Ventilation (type)	Supply (ach/hr)	Extract (ach/hr)	Relative pressure	Min filtration	Surface temp	Water temp	Safety Notes	Normal lux	Night lux	Local lux	Standby grade	Colour render	Control	Plane	Medical Location		
I1	Main Entrance - Public Spaces	Computer Carrels	6	Cellular / Ward Offices	M0251-01	25	18	Radiant Panels	Remote Sensor Adj.	Yes	Comfort Cooled Fresh Air	Central Supply and Extract	4	4	Balanced	G4	43	n/a		300	n/a	None	A	80	Switch	Desk 0.75 to 0.85m	See Guidance Notes	n/a	
		Draught Lobby	1	Circulation Areas - Entrance Lobby	G0800-01	28	Not Controlled	Warm Air Door Curtain	BMS Adjustable Sensor	No	None	None	None	0	0	Balanced	None	n/a	n/a		200	n/a	None	A	80	Presence detection	Floor 0m	See Guidance Notes	n/a
		Reception / Information Desk	1	Reception	J0132-01	28	18	Radiant Panels	Remote Sensor Adj.	Yes	Comfort Cooled Fresh Air	Central Supply Air	4	4	Balanced	G4	43	n/a		300	n/a	None	A	80	Switch	Desk 0.75 to 0.85m	See Guidance Notes	n/a	
		Waiting Area	1	Waiting Room	J1155	28	18	Radiant Panels	Remote Sensor Adj.	Yes	Comfort Cooled Fresh Air	Central Supply and Extract	5	5	Balanced	G4	43	n/a		300	n/a	None	A	80	Switch	Floor 0m	See Guidance Notes	n/a	
		Public Telephone Booth	1	Circulation Phone Booth	G0710	28	18	Radiant Panels	Remote Sensor Adj.	No	None	None	n/a	0	0	n/a	n/a	n/a	n/a		200	n/a	None	A	80	Presence detection	Floor 0m	See Guidance Notes	n/a
		Fire Control room	1	Cellular / Ward Offices	M0251	25	18	Radiant Panels	Remote Sensor Adj.	Yes	Comfort Cooled Fresh Air	Central Supply and Extract	4	4	Balanced	G4	43	n/a		300	n/a	None	A	80	Switch	Desk 0.75 to 0.85m	See Guidance Notes	n/a	
		Vending Machine	1	Waiting Room	J0132-02	28	18	Radiant Panels	Remote Sensor Adj.	Yes	Comfort Cooled Fresh Air	Central Supply and Extract	5	5	Balanced	G4	43	n/a		300	n/a	None	A	80	Switch	Floor 0m	See Guidance Notes	n/a	
		WC - Visitors	1	Toilet	V1010	28	18	Adjacent Space Transfer Air	None	No	None	None	Central Dirty Extract	0	10	Negative	None	43	41		200	n/a	None	A	80	Presence detection	Floor 0m	See Guidance Notes	n/a
		WC - Wheelchair accessible	1	Toilet	V0922	28	18	Adjacent Space Transfer Air	None	No	None	None	Central Dirty Extract	0	10	Negative	None	43	41		200	n/a	None	A	80	Presence detection	Floor 0m	See Guidance Notes	n/a
		Assisted Change/Nappy Change	1	Nappy Change	V1131	25	18	Radiant Panels	Remote Sensor Adj.	No	None	None	Central Dirty Extract	0	10	Negative	None	43	41		100	n/a	None	A	80	Presence detection	Floor 0m	See Guidance Notes	n/a
		DSR	1	DSR	Y1510	28	18	Adjacent Space Transfer Air	None	No	None	None	Central Dirty Extract	0	6	Negative	None	43	60		100	n/a	None	A	90	Presence detection	Floor 0m	See Guidance Notes	n/a
I2	Bed & Toy Stores	Security Office	1	Cellular / Ward Offices	M0251	25	18	Radiant Panels	Remote Sensor Adj.	Yes	Comfort Cooled Fresh Air	Central Supply and Extract	4	4	Balanced	G4	43	n/a		300	n/a	None	A	80	Switch	Desk 0.75 to 0.85m	See Guidance Notes	n/a	
		Wheelchair Bay	1	Circulation Areas	G0180-02	28	18	underfloor heating / none to suit location	BMS Adjustable Sensor	No	None	None	to suit location	to suit location	to suit location	Balanced	G4	43	41		200	n/a	None	A	80	presence detection	Floor 0m	See Guidance Notes	n/a
		DSR	1	DSR	Y1510	28	18	Adjacent Space Transfer Air	None	No	None	None	Central Dirty Extract	0	6	Negative	None	43	60		100	n/a	None	A	90	Presence detection	Floor 0m	See Guidance Notes	n/a
J1	Bereavement Suite	Store - Beds	1	Storage Area Equipment	W1585-??	28	16	Radiant Panels	Remote Sensor Adj.	No	None	Central General Extract	0	3	Negative	None	43	n/a		200	n/a	None	A	80	Presence detection	Floor 0m	See Guidance Notes	n/a	
		Store - Toys	1	Storage Area Equipment	W1585-??	28	16	Radiant Panels	Remote Sensor Adj.	No	None	None	Central General Extract	0	3	Negative	None	43	n/a		200	n/a	None	A	80	Presence detection	Floor 0m	See Guidance Notes	n/a
		Body Viewing Room	1	Body View	S0027-01	25	8	Radiant Panels	Remote Sensor Adj.	Yes	Ceiling Cassette - Specialist Cooling	Central Supply and Extract	4	6	Negative	G4	43	n/a		300	n/a	None	A	80	Switch / Dimmer	Floor 0m	See Guidance Notes	n/a	
		Lobby	1	Circulation Areas - Entrance Lobby	G0800	28	Not Controlled	Warm Air Door Curtain	BMS Adjustable Sensor	No	None	None	None	0	0	Balanced	None	n/a	n/a		200	n/a	None	A	80	Presence detection	Floor 0m	See Guidance Notes	n/a
J2	Ritual & Pastoral	Sitting Room with Beverage Bay	1	Common room/staff room/lounge	D1120	28	18	Radiant Panels	Remote Sensor Adj.	Yes	Comfort Cooled Fresh Air	Central Supply and Extract	6	8	Negative	G4	43	41		300	n/a	None	A	80	Switch	Floor 0m	See Guidance Notes	n/a	
		WC - Wheelchair accessible	1	Toilet	V0922	28	18	Adjacent Space Transfer Air	None	No	None	None	Central Dirty Extract	0	10	Negative	None	43	41		200	n/a	None	A	80	Presence detection	Floor 0m	See Guidance Notes	n/a
		Prayer / Meditation / Reflection Area	1	Common room/staff room/lounge	D0434-04	28	18	Radiant Panels	Remote Sensor Adj.	Yes	Comfort Cooled Fresh Air	Central Supply and Extract	6	8	Negative	G4	43	41		300	n/a	None	A	80	Switch	Floor 0m	See Guidance Notes	n/a	
		Store	1	Storage Area Equipment	W1585	28	16	Radiant Panels	Remote Sensor Adj.	No	None	None	Central General Extract	0	3	Negative	None	43	n/a		200	n/a	None	A	80	Presence detection	Floor 0m	See Guidance Notes	n/a
		WC wheelchair accessible / Ritual Washing Area	1	Toilet	V0922-02	28	18	Adjacent Space Transfer Air	None	No	None	None	Central Dirty Extract	0	10	Negative	None	43	41		200	n/a	None	A	80	Presence detection	Floor 0m	See Guidance Notes	n/a
		Office	1	Cellular / Ward Offices	M0251	25	18	Radiant Panels	Remote Sensor Adj.	Yes	Comfort Cooled Fresh Air	Central Supply and Extract	4	4	Balanced	G4	43	n/a		300	n/a	None	A	80	Switch	Desk 0.75 to 0.85m	See Guidance Notes	n/a	
		Interview Room	1	Meeting Room	M0724	25	18	Radiant Panels	Remote Sensor Adj.	Yes	Ceiling Cassette - Chilled Water	Central Supply and Extract	10 l/s per person	10 l/s per person	Balanced	G4	43	n/a		300	n/a	None	A	80	Switch	Desk 0.75 to 0.85m	See Guidance Notes	n/a	
		Waiting	1	Waiting Room	J0132-02	28	18	Radiant Panels	Remote Sensor Adj.	Yes	Comfort Cooled Fresh Air	Central Supply and Extract	5	5	Balanced	G4	43	n/a		300	n/a	None	A	80	Switch	Floor 0m	See Guidance Notes	n/a	
		Meeting Rooms (family size)	2	Meeting Room	H1313-03	25	18	Radiant Panels	Remote Sensor Adj.	Yes	Ceiling Cassette - Chilled Water	Central Supply and Extract	10 l/s per person	10 l/s per person	Balanced	G4	43	n/a		300	n/a	None	A	80	Switch	Desk 0.75 to 0.85m	See Guidance Notes	n/a	
		Drop-In Lounge / Beverage Bay	1	Common room/staff room/lounge	D1120-02	28	18	Radiant Panels	Remote Sensor Adj.	Yes	Comfort Cooled Fresh Air	Central Supply and Extract	6	8	Negative	G4	43	41		300	n/a	None	A	80	Switch	Floor 0m	See Guidance Notes	n/a	
K1	Family Support	Drop-In Multi-Purpose Room	1	Meeting Room	H1313-03	25	18	Radiant Panels	Remote Sensor Adj.	Yes	Ceiling Cassette - Chilled Water	Central Supply and Extract	10 l/s per person	10 l/s per person	Balanced	G4	43	n/a		300	n/a	None	A	80	Switch	Desk 0.75 to 0.85m	See Guidance Notes	n/a	
		Complementary Therapy Room	1	Consulting Room	X0613	28	18	Radiant Panels	Remote Sensor Adj.	Yes	Comfort Cooled Fresh Air	Central Supply and Extract	3	3	Balanced	G4	43	41		300	n/a	1000	A	80	Switch	Bed / Trolley 1.45m	See Guidance Notes	1	
		Interview Rooms	2	Meeting Room	M0724	25	18	Radiant Panels	Remote Sensor Adj.	Yes	Ceiling Cassette - Chilled Water	Central Supply and Extract	10 l/s per person	10 l/s per person	Balanced	G4	43	n/a		300	n/a	None	A	80	Switch	Desk 0.75 to 0.85m	See Guidance Notes	n/a	
		Radio Lollipop Broadcasting Studio, Lobby	1	Circulation Areas	C0516-01	28	18	underfloor heating / none to suit location	BMS Adjustable Sensor	No	None	None	to suit location	to suit location	to suit location	Balanced	G4	43	41		200	n/a	None	A	80	presence detection	Floor 0m	See Guidance Notes	n/a
		Office 1	1	Cellular / Ward Offices	M0251	25	18	Radiant Panels	Remote Sensor Adj.	Yes	Comfort Cooled Fresh Air	Central Supply and Extract	4	4	Balanced	G4	43	n/a		300	n/a	None	A	80	Switch	Desk 0.75 to 0.85m	See Guidance Notes	n/a	
		Office 2	1	Cellular / Ward Offices	M0251	25	18	Radiant Panels	Remote Sensor Adj.	Yes	Comfort Cooled Fresh Air	Central Supply and Extract	4	4	Balanced	G4	43	n/a		300	n/a	None	A	80	Switch	Desk 0.75 to 0.85m	See Guidance Notes	n/a	
		Office 3	1	Cellular / Ward Offices	M0251	25	18	Radiant Panels	Remote Sensor Adj.	Yes	Comfort Cooled Fresh Air	Central Supply and Extract	4	4	Balanced	G4	43	n/a		300	n/a	None	A	80	Switch	Desk 0.75 to 0.85m	See Guidance Notes	n/a	
		Office 4	1	Cellular / Ward Offices	M0251	25	18	Radiant Panels	Remote Sensor Adj.	Yes	Comfort Cooled Fresh Air	Central Supply and Extract	4	4	Balanced	G4	43	n/a		300	n/a	None	A	80	Switch	Desk 0.75 to 0.85m	See Guidance Notes	n/a	
		Office 5	1	Cellular / Ward Offices	M0251	25	18	Radiant Panels	Remote Sensor Adj.	Yes	Comfort Cooled Fresh Air	Central Supply and Extract	4	4	Balanced	G4	43	n/a		300	n/a	None	A	80	Switch	Desk 0.75 to 0.85m	See Guidance Notes	n/a	
		Office 6	1	Cellular / Ward Offices	M0251	25	18	Radiant Panels	Remote Sensor Adj.	Yes	Comfort Cooled Fresh Air	Central Supply and Extract	4	4	Balanced	G4	43	n/a		300	n/a	None	A	80	Switch	Desk 0.75 to 0.85m	See Guidance Notes	n/a	
		Beverage Bay	1	Tea Making	P0625	28	18	Adjacent Space Transfer Air	None	No	None	None	Central General Extract	0	5	Negative	None	43	41		200	n/a	None	A	80	Switch	Desk 0.75 to 0.85m	See Guidance Notes	n/a
		DSR	1	DSR	Y1510	28	18	Adjacent Space Transfer Air	None	No	None	None	Central Dirty Extract	0	6	Negative	None	43	60		100	n/a	None	A	90	Presence detection	Floor 0m	See Guidance Notes	n/a
		Store	1	Storage Area Equipment	W1585	28	16	Radiant Panels	Remote Sensor Adj.	No	None	None	Central General Extract	0	3	Negative	None	43	n/a		200	n/a	None	A	80	Presence detection	Floor 0m	See Guidance Notes	n/a
		Store	1	Storage Area Equipment	W1585	28	16	Radiant Panels	Remote Sensor Adj.	No	None	None	Central General Extract	0	3	Negative	None	43	n/a		200	n/a	None	A	80	Presence detection	Floor 0m	See Guidance Notes	n/a
		WC - Staff	1	Toilet	V1010	28	18	Adjacent Space Transfer Air	None	No	None	None	Central Dirty Extract	0	10	Negative	None	43	41		200	n/a	None	A	80	Presence detection	Floor 0m	See Guidance Notes	n/a
		Nappy Changing Room	1	Toilet	V1131	28	18	Adjacent Space Transfer Air	None	No	None	None	Central Dirty Extract	0	10	Negative	None	43	41		200	n/a	None	A	80	Presence detection	Floor 0m	See Guidance Notes	n/a
		WC - Wheelchair accessible	2	Toilet	V0922	28	18	Adjacent Space Transfer Air	None	No	None	None	Central Dirty Extract	0	10	Negative	None	43	41		200	n/a	None	A	80	Presence detection	Floor 0m	See Guidance Notes	n/a
Wheelchair Bay	1	Circulation Equipment Storage Bays	G0180-02	28	16	Adjacent Space Transfer Air	None	No	None	None	Central General Extract	0	3	Negative	None	43	n/a		200	n/a	None	A	80	Presence detection	Floor 0m	See Guidance Notes	n/a		
K2	Family Hotel	Reception/Waiting	1	Waiting Room	J0232-01	28	18	Radiant Panels	Remote Sensor Adj.	Yes	Comfort Cooled Fresh Air	Central Supply and Extract	5	5	Balanced	G4	43	n/a		300	n/a	None	A	80	Switch	Floor 0m	See Guidance Notes	n/a	
		Office - 1 person	1	Cellular / Ward Offices	M0251	25	18	Radiant Panels	Remote Sensor Adj.	Yes	Comfort Cooled Fresh Air	Central Supply and Extract	4	4	Balanced	G4	43	n/a		300	n/a	None	A	80	Switch	Desk 0.75 to 0.85m	See Guidance Notes	n/a	
		Lounge - non residents	1	Common room/staff room/lounge	D1120-02	28	18	Radiant Panels	Remote Sensor Adj.	Yes	Comfort Cooled Fresh Air	Central Supply and Extract	6	8	Negative	G4	43	41		300	n/a	None	A	80	Switch	Floor 0m	See Guidance Notes	n/a	
		WC - Female	1	Toilet	V1010	28	18	Adjacent Space Transfer Air	None	No	None	None	Central Dirty Extract	0	10	Negative	None	43	41		200	n/a	None	A	80	Presence detection	Floor 0m	See Guidance Notes	n/a
		WC - Male	1	Toilet	V1010	28	18	Adjacent Space Transfer Air	None	No	None	None	Central Dirty Extract	0	10	Negative	None	43	41		200	n/a	None	A	80	Presence detection	Floor 0m	See Guidance Notes	n/a
		WC - Wheelchair accessible	1	Toilet	V0922	28	18	Adjacent Space Transfer Air	None	No	None	None	Central Dirty Extract	0	10	Negative	None	43	41										

RHSC / DCN Environmental Matrix

Dept	Dept	Room Name	Qty	Room Function	ADB Code	Temp (max)	Temp (min)	Heating Type	Heating Control	Cooling (present)	Cooling (type)	Ventilation (type)	Supply (achr)	Extract (achr)	Relative pressure	Min filtration	Surface temp	Water temp	Safety Notes	Normal lux	Night lux	Local lux	Standby grade	Colour render	Control	Plane	Medical Location	
		WC - Wheelchair accessible	1	4.5 Toilet	V0922	28	18	Adjacent Space Transfer Air	None	No	None	Central Dirty Extract	0	10	Negative	None	43	41		200	n/a	None	A	80	Presence detection	Floor 0m	See Guidance Notes	n/a
		Store	2	12.0 Storage Area Equipment	W1585	28	16	Radiant Panels	Remote Sensor Adj.	No	None	Central General Extract	0	3	Negative	None	43	n/a		200	n/a	None	A	80	Presence detection	Floor 0m	See Guidance Notes	n/a
		Laundry	2	15.0 Laundry	Y0521	28	18	Adjacent Space Transfer Air	None	Yes	Comfort Cooled Fresh Air	Central Supply and Extract	6	10	Negative	G4	43	60		300	n/a	None	A	80	Switch	Floor 0m	See Guidance Notes	n/a
		DSR	1	7.0 DSR	Y1510	28	18	Adjacent Space Transfer Air	None	No	None	Central Dirty Extract	0	6	Negative	None	43	60		100	n/a	None	A	90	Presence detection	Floor 0m	See Guidance Notes	n/a
		Store	1	10.0 Storage Area Equipment	W1585	28	16	Radiant Panels	Remote Sensor Adj.	No	None	Central General Extract	0	3	Negative	None	43	n/a		200	n/a	None	A	80	Presence detection	Floor 0m	See Guidance Notes	n/a
		En-suite Shower / WC / WHB	26	6.0 Toilet	V0922	28	18	Adjacent Space Transfer Air	None	No	None	Central Dirty Extract	0	10	Negative	None	43	41		200	n/a	None	A	80	Presence detection	Floor 0m	See Guidance Notes	n/a
		Storage - refuse	1	10.0 Disposal Hold	Y0646	28	18	Adjacent Space Transfer Air	None	No	None	Central Dirty Extract	0	10	Negative	None	43	n/a		100	n/a	None	A	90	Presence detection	Floor 0m	See Guidance Notes	n/a
		Waiting Area, relatives	1	30.0 Waiting Room	J0132-02	28	18	Radiant Panels	Remote Sensor Adj.	Yes	Comfort Cooled Fresh Air	Central Supply and Extract	5	5	Balanced	G4	43	n/a		300	n/a	None	A	80	Switch	Floor 0m	See Guidance Notes	n/a
		Multi-Disciplinary Office / Reception	1	18.0 Multi Disciplinary Work Areas	M0254	25	18	Radiant Panels	Remote Sensor Adj.	Yes	Comfort Cooled Fresh Air	Central Supply and Extract	4	4	Balanced	G4	43	n/a		300	n/a	1000	A	80	Switch	Desk 0.75 to 0.85m	See Guidance Notes	n/a
		Refreshment, Vending Machine	1	3.0 Waiting Room	J0132-02	28	18	Radiant Panels	Remote Sensor Adj.	Yes	Comfort Cooled Fresh Air	Central Supply and Extract	5	5	Balanced	G4	43	n/a		300	n/a	None	A	80	Switch	Floor 0m	See Guidance Notes	n/a
		Visitor toilets, baby changing	2	4.5 Toilet	V1131	28	18	Adjacent Space Transfer Air	None	No	None	Central Dirty Extract	0	10	Negative	None	43	41		200	n/a	None	A	80	Presence detection	Floor 0m	See Guidance Notes	n/a
		WC: Independent Wheelchair	1	4.5 Toilet	V0922	28	18	Adjacent Space Transfer Air	None	No	None	Central Dirty Extract	0	10	Negative	None	43	41		200	n/a	None	A	80	Presence detection	Floor 0m	See Guidance Notes	n/a
		Interview/Relatives Quiet Room	1	9.0 Meeting Room	M0724	25	18	Radiant Panels	Remote Sensor Adj.	Yes	Ceiling Cassette - Chilled Water	Central Supply and Extract	10 l/s per person	10 l/s per person	Balanced	G4	43	n/a		300	n/a	None	A	80	Switch	Desk 0.75 to 0.85m	See Guidance Notes	n/a
		Consulting/Examination Room	4	15.5 Consulting Room	C0224	28	18	Radiant Panels	Remote Sensor Adj.	Yes	Comfort Cooled Fresh Air	Central Supply and Extract	3	3	Balanced	G4	43	41		300	n/a	1000	A	80	Switch	Bed / Trolley 1.45m	See Guidance Notes	1
		Patient Waiting	1	20.0 Waiting Room	J0132-02	28	18	Radiant Panels	Remote Sensor Adj.	Yes	Comfort Cooled Fresh Air	Central Supply and Extract	5	5	Balanced	G4	43	n/a		300	n/a	None	A	80	Switch	Floor 0m	See Guidance Notes	n/a
		Receiving/Resuscitation area	1	30.0 Resuscitation Bay	B1411	25	21	Radiant Panels	Remote Sensor Adj.	Yes	Comfort Cooled Fresh Air	Central Supply and Extract	10	6	Positive	G4	43	41		500	n/a	1000	A	80	Switch	Bed / Trolley 1.45m	See Guidance Notes	n/a
		Relatives Overnight Stay Room	1	10.0 Relatives Overnight Stay	D1311	28	20	Radiant Panels	Remote Sensor Adj.	Yes	Comfort Cooled Fresh Air	Central Supply and Extract	4	0	Positive	G4	43	41		100	n/a	None	A	80	Switch	Bed / Trolley 1.45m	See Guidance Notes	n/a
		Ensuite Accessible Shower/Wc/WHB	1	6.0 Bathroom	V1643	28	20	Adjacent Space Transfer Air	None	No	None	Central Dirty Extract	0	10	Negative	None	43	41		200	n/a	None	A	80	Presence detection	Floor 0m	See Guidance Notes	n/a
		Single Bed Room	12	19.0 Bedroom	B0305	25	18	Radiant Panels	Remote Sensor Adj.	Yes	Comfort Cooled Fresh Air	Natural & Central Supply Air	4	via ensuite	Balanced	G4	43	41		100	5	300	A	80	Switch / Dimmer	Bed / Trolley 1.45m	See Guidance Notes	1
		Ensuite Shower/Wc/WHB	12	4.5 Bathroom	V1643	28	20	Adjacent Space Transfer Air	None	No	None	Central Dirty Extract	0	10	Negative	None	43	41		200	n/a	None	A	80	Presence detection	Floor 0m	See Guidance Notes	n/a
		Single Bedroom (level 1)	12	19.0 Bedroom	B0305	25	18	Radiant Panels	Remote Sensor Adj.	Yes	Comfort Cooled Fresh Air	Natural & Central Supply Air	4	via ensuite	Balanced	G4	43	41		100	5	300	A	80	Switch / Dimmer	Bed / Trolley 1.45m	See Guidance Notes	1
		Shower Room:en-suite	12	4.5 Bathroom	V1643	28	20	Adjacent Space Transfer Air	None	No	None	Central Dirty Extract	0	10	Negative	None	43	41		200	n/a	None	A	80	Presence detection	Floor 0m	See Guidance Notes	n/a
		Touchdown Base	4	2.0 staff base	T0151	28	18	Radiant Panels	Remote Sensor Adj.	No	None	Central Supply and Extract	10 l/s per person	10 l/s per person	Balanced	G4	n/a	n/a		200/300	n/a	None	A	80	Switch / Dimmer	Desk 0.75 to 0.85m	See Guidance Notes	n/a
		Ward Management Office	1	10.0 Cellular / Ward Offices	M0251	25	18	Radiant Panels	Remote Sensor Adj.	Yes	Comfort Cooled Fresh Air	Central Supply and Extract	4	4	Balanced	G4	43	n/a		300	n/a	None	A	80	Switch	Desk 0.75 to 0.85m	See Guidance Notes	n/a
		Multi-disciplinary Office	1	18.0 Multi Disciplinary Work Areas	M0254	25	18	Radiant Panels	Remote Sensor Adj.	Yes	Comfort Cooled Fresh Air	Central Supply and Extract	4	4	Balanced	G4	43	n/a		300	n/a	None	A	80	Switch	Desk 0.75 to 0.85m	See Guidance Notes	n/a
		Staff Base	1	6.0 Cellular / Ward Offices	M0251	25	18	Radiant Panels	Remote Sensor Adj.	Yes	Comfort Cooled Fresh Air	Central Supply and Extract	4	4	Balanced	G4	43	n/a		300	n/a	None	A	80	Switch	Desk 0.75 to 0.85m	See Guidance Notes	n/a
		Linen Bay	2	1.5 Linen Bay	W1594-01	28	16	Adjacent Space Transfer Air	None	No	None	Central Extract	0	3	Negative	None	43	n/a		200	n/a	None	A	80	Presence detection	Floor 0m	See Guidance Notes	n/a
		Resuscitation Trolley Bay	2	1.0 Resus Trolley bay	G0180-01	28	18	Adjacent Space Transfer Air	None	No	None	None	0	0	n/a	None	43	n/a		500	n/a	None	A	90	Switch	Bed / Trolley 1.45m	See Guidance Notes	n/a
		Mobile X-Ray Bay	1	4.0 Circulation Equipment Storage Bays	G0180-06	28	16	Adjacent Space Transfer Air	None	No	None	Central General Extract	0	3	Negative	None	43	n/a		200	n/a	None	A	80	Presence detection	Floor 0m	See Guidance Notes	n/a
		Pantry	1	8.0 Pantry	P0627	28	18	Radiant Panels	Remote Sensor Adj.	Yes	Comfort Cooled Fresh Air	Central Supply and Extract	6	8	Negative	G4	43	41		300	n/a	None	A	80	Switch	Floor 0m	See Guidance Notes	n/a
		Interview/Relatives Quiet Room	1	9.0 Meeting Room	M0724	25	18	Radiant Panels	Remote Sensor Adj.	Yes	Ceiling Cassette - Chilled Water	Central Supply and Extract	10 l/s per person	10 l/s per person	Balanced	G4	43	n/a		300	n/a	None	A	80	Switch	Desk 0.75 to 0.85m	See Guidance Notes	n/a
		Teaching Room	1	20.0 Classroom	H1313-03	25	18	Radiant Panels	Remote Sensor Adj.	Yes	Ceiling Cassette - Chilled Water	Central Supply and Extract	10 l/s per person	10 l/s per person	Balanced	G4	43	41		300	n/a	None	A	80	Switch	Desk 0.75 to 0.85m	See Guidance Notes	n/a
		Hoist Bay	2	3.0 Circulation Equipment Storage Bays	G0180-03	28	16	Adjacent Space Transfer Air	None	No	None	Central General Extract	0	3	Negative	None	43	n/a		200	n/a	None	A	80	Presence detection	Floor 0m	See Guidance Notes	n/a
		Clean Utility	1	12.0 Clean Utility	T0101	28	18	Radiant Panels	Remote Sensor Adj.	Yes	Comfort Cooled Fresh Air	Central Supply Air	6	0	Positive	G4	43	41		150	n/a	None	A	80	Presence detection	General working plane 1m	See Guidance Notes	n/a
		Dirty Utility	2	14.0 Dirty utility	Y0431	28	18	Adjacent Space Transfer Air	None	No	None	Central Dirty Extract	0	6	Negative	None	43	41		200	n/a	None	A	80	Presence detection	Floor 0m	See Guidance Notes	n/a
		DSR	1	7.0 DSR	Y1510	28	18	Adjacent Space Transfer Air	None	No	None	Central Dirty Extract	0	6	Negative	None	43	60		100	n/a	None	A	90	Presence detection	Floor 0m	See Guidance Notes	n/a
		Disposal Hold	2	10.0 Disposal Hold	Y0646	28	18	Adjacent Space Transfer Air	None	No	None	Central Dirty Extract	0	10	Negative	None	43	n/a		100	n/a	None	A	90	Presence detection	Floor 0m	See Guidance Notes	n/a
		Storage Equipment	1	10.0 Storage Area Equipment	W1585	28	16	Radiant Panels	Remote Sensor Adj.	No	None	Central General Extract	0	3	Negative	None	43	n/a		200	n/a	None	A	80	Presence detection	Floor 0m	See Guidance Notes	n/a
		Storage Consumables	1	18.0 Storage Area Equipment	W1585-??	28	16	Radiant Panels	Remote Sensor Adj.	No	None	Central General Extract	0	3	Negative	None	43	n/a		200	n/a	None	A	80	Presence detection	Floor 0m	See Guidance Notes	n/a
		Storage Stationery	1	4.0 Storage Area Equipment	W1585-??	28	16	Radiant Panels	Remote Sensor Adj.	No	None	Central General Extract	0	3	Negative	None	43	n/a		200	n/a	None	A	80	Presence detection	Floor 0m	See Guidance Notes	n/a
		Staff Room	1	9.0 Common room/staff room/lounge	D0608-03	28	18	Radiant Panels	Remote Sensor Adj.	Yes	Comfort Cooled Fresh Air	Central Supply and Extract	6	8	Negative	G4	43	41		300	n/a	None	A	80	Switch	Floor 0m	See Guidance Notes	n/a
		Ward Kitchen	1	12.0 Ward Kitchen	P0627-01	28	18	Adjacent Space Transfer Air	None	Yes	Ceiling Cassette - Chilled Water	Central General Extract	0	6	Negative	G4	n/a	60		500	n/a	None	A	80	Switch	General working plane 1m	See Guidance Notes	n/a
		WC Staff	3	3.0 Toilet	V1010	28	18	Adjacent Space Transfer Air	None	No	None	Central Dirty Extract	0	10	Negative	None	43	41		200	n/a	None	A	80	Presence detection	Floor 0m	See Guidance Notes	n/a
		Reception	1	3.0 Reception	J0132-01	28	18	Radiant Panels	Remote Sensor Adj.	Yes	Comfort Cooled Fresh Air	Central Supply Air	4	4	Balanced	G4	43	n/a		300	n/a	None	A	80	Switch	Desk 0.75 to 0.85m	See Guidance Notes	n/a
		Waiting Area	1	16.5 Waiting Room	J0132-02	28	18	Radiant Panels	Remote Sensor Adj.	Yes	Comfort Cooled Fresh Air	Central Supply and Extract	5	5	Balanced	G4	43	n/a		300	n/a	None	A	80	Switch	Floor 0m	See Guidance Notes	n/a
		WC: Semi Ambulant	2	3.0 Toilet	V1010	28	18	Adjacent Space Transfer Air	None	No	None	Central Dirty Extract	0	10	Negative	None	43	41		200	n/a	None	A	80	Presence detection	Floor 0m	See Guidance Notes	n/a
		WC: Independent Wheelchair	1	4.5 Toilet	V0922	28	18	Adjacent Space Transfer Air	None	No	None	Central Dirty Extract	0	10	Negative	None	43	41		200	n/a	None	A	80	Presence detection	Floor 0m	See Guidance Notes	n/a
		Single Bedroom	41	19.0 Bedroom	B0305	25	18	Radiant Panels	Remote Sensor Adj.	Yes	Comfort Cooled Fresh Air	Natural & Central Supply Air	4	via ensuite	Balanced	G4	43	41		100	5	300	A	80	Switch / Dimmer	Bed / Trolley 1.45m	See Guidance Notes	1
		Single Isolation Bedroom	2	19.0 Isolation Bedroom	B0308-??	25	21	Adjacent Space Transfer Air	BMS Adjustable Sensor	Yes	Comfort Cooled Fresh Air	Supply via lobby	10	0	Balanced	F7	43	41		100	5	300	A	80	Switch / Dimmer	Bed / Trolley 1.45m	See Guidance Notes	1
		Isolation Bedroom Entrance Lobby	2	4.0 Isolation Lobby	G0510-02	25	18	Warm Air - Reheat Battery	Local / BMS Adjustable Sensor	Yes	Comfort Cooled Fresh Air	Central Supply	69	0	Positive	F7	43	n/a		200	n/a	None	A	80	Presence detection	Floor 0m	See Guidance Notes	n/a
		Shower Room:en-suite	43																									

RHSC / DCN Environmental Matrix

Dept	Dept	Room Name	Qty	Room Function	ADB Code	Temp (max)	Temp (min)	Heating Type	Heating Control	Cooling (present)	Cooling (type)	Ventilation (type)	Supply (ach/hr)	Extract (ach/hr)	Relative pressure	Min filtration	Surface temp	Water temp	Safety Notes	Normal lux	Night lux	Local lux	Standby grade	Colour render	Control	Plane	Medical Location		
		Pantry	2	8.0	Pantry	P0627	28	18	Radiant Panels	Remote Sensor Adj.	Yes	Comfort Cooled Fresh Air	Central Supply and Extract	6	8	Negative	G4	43	41		300	n/a	None	A	80	Switch	Floor 0m	See Guidance Notes	n/a
		Mobile X-Ray Bay	1	4.0	Circulation Equipment Storage Bays	G0180-06	28	16	Adjacent Space Transfer Air	None	No	None	Central General Extract	0	3	Negative	None	43	n/a		200	n/a	None	A	80	Presence detection	Floor 0m	See Guidance Notes	n/a
		Resuscitation Trolley Bay	2	1.0	Resus Trolley bay	G0180-01	28	18	Adjacent Space Transfer Air	None	No	None	None	0	0	n/a	None	43	n/a		500	n/a	None	A	90	Switch	Bed / Trolley 1.45m	See Guidance Notes	n/a
		Hoist Bay	5	3.0	Circulation Equipment Storage Bays	G0180-03	28	16	Adjacent Space Transfer Air	None	No	None	Central General Extract	0	3	Negative	None	43	n/a		200	n/a	None	A	80	Presence detection	Floor 0m	See Guidance Notes	n/a
		Store	2	12.0	Storage Area Equipment	W1585	28	16	Radiant Panels	Remote Sensor Adj.	No	None	Central General Extract	0	3	Negative	None	43	n/a		200	n/a	None	A	80	Presence detection	Floor 0m	See Guidance Notes	n/a
		Linen Bay	2	1.5	Linen Bay	W1594-01	28	16	Adjacent Space Transfer Air	None	No	None	Central Extract	0	3	Negative	None	43	n/a		200	n/a	None	A	80	Presence detection	Floor 0m	See Guidance Notes	n/a
		Clean Utility	2	12.0	Clean Utility	T0101	28	18	Radiant Panels	Remote Sensor Adj.	Yes	Comfort Cooled Fresh Air	Central Supply Air	6	0	Positive	G4	43	41		150	n/a	None	A	80	Presence detection	General working plane 1m	See Guidance Notes	n/a
		Dirty Utility	3	14.0	Dirty utility	Y0431	28	18	Adjacent Space Transfer Air	None	No	None	Central Dirty Extract	0	6	Negative	None	43	41		200	n/a	None	A	80	Presence detection	Floor 0m	See Guidance Notes	n/a
		DSR	2	7.0	DSR	Y1510	28	18	Adjacent Space Transfer Air	None	No	None	Central Dirty Extract	0	6	Negative	None	43	60		100	n/a	None	A	90	Presence detection	Floor 0m	See Guidance Notes	n/a
		Disposal Hold	2	10.0	Disposal Hold	Y0646	28	18	Adjacent Space Transfer Air	None	No	None	Central Dirty Extract	0	10	Negative	None	43	n/a		100	n/a	None	A	90	Presence detection	Floor 0m	See Guidance Notes	n/a
		Ward Kitchen	2	16.0	Ward Kitchen	P0627-01	28	18	Adjacent Space Transfer Air	None	Yes	Ceiling Cassette - Chilled Water	Central General Extract	0	6	Negative	G4	n/a	60		500	n/a	None	A	80	Switch	General working plane 1m	See Guidance Notes	n/a
		WC: Staff	4	3.0	Toilet	V1010	28	18	Adjacent Space Transfer Air	None	No	None	Central Dirty Extract	0	10	Negative	None	43	41		200	n/a	None	A	80	Presence detection	Floor 0m	See Guidance Notes	n/a
		Enquiry / Information Desk: 2 staff	1	8.0	Reception	J0132-01	28	18	Radiant Panels	Remote Sensor Adj.	Yes	Comfort Cooled Fresh Air	Central Supply Air	4	4	Balanced	G4	43	n/a		300	n/a	None	A	80	Switch	Desk 0.75 to 0.85m	See Guidance Notes	n/a
		Medical Records Store	1	8.0	Cellular / Ward Offices	M0251	25	18	Radiant Panels	Remote Sensor Adj.	Yes	Comfort Cooled Fresh Air	Central Supply and Extract	4	4	Balanced	G4	43	n/a		300	n/a	None	A	80	Switch	Desk 0.75 to 0.85m	See Guidance Notes	n/a
		Main Waiting	1	59.0	Waiting Room	J0132-02	28	18	Radiant Panels	Remote Sensor Adj.	Yes	Comfort Cooled Fresh Air	Central Supply and Extract	5	5	Balanced	G4	43	n/a		300	n/a	None	A	80	Switch	Floor 0m	See Guidance Notes	n/a
		Public Telephone Booth	1	1.5	Circulation Phone Booth	G0710	28	18	Radiant Panels	Remote Sensor Adj.	No	None	n/a	0	0	n/a	n/a	n/a	n/a		200	n/a	None	A	80	Presence detection	Floor 0m	See Guidance Notes	n/a
		Public Telephone: Single Booth, Accessible	1	2.0	Circulation Phone Booth	G0712	28	18	Radiant Panels	Remote Sensor Adj.	No	None	n/a	0	0	n/a	n/a	n/a	n/a		200	n/a	None	A	80	Presence detection	Floor 0m	See Guidance Notes	n/a
		WC Fully Accessible Changing Room	1	7.0	Changing Facilities	V0726	28	18	Radiant Panels	Remote Sensor Adj.	Yes	Comfort Cooled Fresh Air	Central Supply and Extract	6	10	positive to wc	G4	43	41		100	n/a	None	A	80	Presence detection	Floor 0m	See Guidance Notes	n/a
		Refreshment: Vending Machine	1	3.0	Waiting Room	J0132-02	28	18	Radiant Panels	Remote Sensor Adj.	Yes	Comfort Cooled Fresh Air	Central Supply and Extract	5	5	Balanced	G4	43	n/a		300	n/a	None	A	80	Switch	Floor 0m	See Guidance Notes	n/a
		Nurse Base	1	2.0	staff base	T0151	28	18	Radiant Panels	Remote Sensor Adj.	No	None	Central Supply and Extract	10l/s per person	10l/s per person	Balanced	G4	n/a	n/a		200/300	n/a	None	A	80	Switch / Dimmer	Desk 0.75 to 0.85m	See Guidance Notes	n/a
		WC - Wheelchair accessible	1	4.5	Toilet	V0922	28	18	Adjacent Space Transfer Air	None	No	None	Central Dirty Extract	0	10	Negative	None	43	41		200	n/a	None	A	80	Presence detection	Floor 0m	See Guidance Notes	n/a
		Physical Measurement	1	3.5	Consulting Room	C0522-02	28	18	Radiant Panels	Remote Sensor Adj.	Yes	Comfort Cooled Fresh Air	Central Supply and Extract	3	3	Balanced	G4	43	41		300	n/a	1000	A	80	Switch	Bed / Trolley 1.45m	See Guidance Notes	1
		Consult/Examination	15.5	15.5	Consulting Room	C0224	28	18	Radiant Panels	Remote Sensor Adj.	Yes	Comfort Cooled Fresh Air	Central Supply and Extract	3	3	Balanced	G4	43	41		300	n/a	1000	A	80	Switch	Bed / Trolley 1.45m	See Guidance Notes	1
		Consult/Multi-Disciplinary	2	24.0	Consulting Room	C0207-01	28	18	Radiant Panels	Remote Sensor Adj.	Yes	Comfort Cooled Fresh Air	Central Supply and Extract	3	3	Balanced	G4	43	41		300	n/a	1000	A	80	Switch	Bed / Trolley 1.45m	See Guidance Notes	1
		Treatment Room (with prep area)	1	16.0	Treatment Room	X0105-01	28	18	Radiant Panels	Remote Sensor Adj.	Yes	Comfort Cooled Fresh Air	Central Supply Air	10	0	Positive	F7	43	41		500	n/a	1000	A	80	Switch	Bed / Trolley 1.45m	See Guidance Notes	n/a
		Phlebotomy Room	1	8.0	Consulting Room	C0224-??	28	18	Radiant Panels	Remote Sensor Adj.	Yes	Comfort Cooled Fresh Air	Central Supply and Extract	3	3	Balanced	G4	43	41		300	n/a	1000	A	80	Switch	Bed / Trolley 1.45m	See Guidance Notes	1
		Store - Equipment / General	1	6.0	Storage Area Equipment	W1585-??	28	16	Radiant Panels	Remote Sensor Adj.	No	None	Central General Extract	0	3	Negative	None	43	n/a		200	n/a	None	A	80	Presence detection	Floor 0m	See Guidance Notes	n/a
		Sub Waiting Area	1	16.5	Waiting Room	J0132-02	28	18	Radiant Panels	Remote Sensor Adj.	Yes	Comfort Cooled Fresh Air	Central Supply and Extract	5	5	Balanced	G4	43	n/a		300	n/a	None	A	80	Switch	Floor 0m	See Guidance Notes	n/a
		Nurse Base	1	2.0	staff base	T0151	28	18	Radiant Panels	Remote Sensor Adj.	No	None	Central Supply and Extract	10l/s per person	10l/s per person	Balanced	G4	n/a	n/a		200/300	n/a	None	A	80	Switch / Dimmer	Desk 0.75 to 0.85m	See Guidance Notes	n/a
		WC - Wheelchair accessible	1	4.5	Consulting Room	V0922	28	18	Radiant Panels	Remote Sensor Adj.	Yes	Comfort Cooled Fresh Air	Central Supply and Extract	3	3	Balanced	G4	43	41		300	n/a	1000	A	80	Switch	Bed / Trolley 1.45m	See Guidance Notes	1
		Physical Measurement	1	3.5	Consulting Room	C0522-02	28	18	Radiant Panels	Remote Sensor Adj.	Yes	Comfort Cooled Fresh Air	Central Supply and Extract	3	3	Balanced	G4	43	41		300	n/a	1000	A	80	Switch	Bed / Trolley 1.45m	See Guidance Notes	1
		Consult/Examination	4	15.5	Consulting Room	C0224	28	18	Radiant Panels	Remote Sensor Adj.	Yes	Comfort Cooled Fresh Air	Central Supply and Extract	3	3	Balanced	G4	43	41		300	n/a	1000	A	80	Switch	Bed / Trolley 1.45m	See Guidance Notes	1
		Multi-Disciplinary Office	1	26.0	Multi Disciplinary Work Areas	M0254	25	18	Radiant Panels	Remote Sensor Adj.	Yes	Comfort Cooled Fresh Air	Central Supply and Extract	4	4	Balanced	G4	43	n/a		300	n/a	None	A	80	Switch	Desk 0.75 to 0.85m	See Guidance Notes	n/a
		Clean Utility	1	8.0	Clean Utility	T0101	28	18	Radiant Panels	Remote Sensor Adj.	Yes	Comfort Cooled Fresh Air	Central Supply Air	6	0	Positive	G4	43	41		150	n/a	None	A	80	Presence detection	General working plane 1m	See Guidance Notes	n/a
		Dirty Utility: urine test	1	11.0	Dirty utility	Y0431	28	18	Adjacent Space Transfer Air	None	No	None	Central Dirty Extract	0	6	Negative	None	43	41		200	n/a	None	A	80	Presence detection	Floor 0m	See Guidance Notes	n/a
		Patient Interview Room	1	9.0	Meeting Room	M0724	25	18	Radiant Panels	Remote Sensor Adj.	Yes	Ceiling Cassette - Chilled Water	Central Supply and Extract	10 l/s per person	10 l/s per person	Balanced	G4	43	n/a		300	n/a	None	A	80	Switch	Desk 0.75 to 0.85m	See Guidance Notes	n/a
		Outpatients Management Office	1	9.0	Cellular / Ward Offices	M0251	25	18	Radiant Panels	Remote Sensor Adj.	Yes	Comfort Cooled Fresh Air	Central Supply and Extract	4	4	Balanced	G4	43	n/a		300	n/a	None	A	80	Switch	Desk 0.75 to 0.85m	See Guidance Notes	n/a
		Staff Room	1	12.0	Common room/staff room/lounge	D0608-03	28	18	Radiant Panels	Remote Sensor Adj.	Yes	Comfort Cooled Fresh Air	Central Supply and Extract	6	8	Negative	G4	43	41		300	n/a	None	A	80	Switch	Floor 0m	See Guidance Notes	n/a
		WC - Staff	2	3.0	Toilet	V1010	28	18	Adjacent Space Transfer Air	None	No	None	Central Dirty Extract	0	10	Negative	None	43	41		200	n/a	None	A	80	Presence detection	Floor 0m	See Guidance Notes	n/a
		Store: Clinical Supplies, Equipment & Stationery	1	15.0	Storage Area Equipment	W1585	28	16	Radiant Panels	Remote Sensor Adj.	No	None	Central General Extract	0	3	Negative	None	43	n/a		200	n/a	None	A	80	Presence detection	Floor 0m	See Guidance Notes	n/a
		Linen Bay	1	1.5	Linen Bay	W1594-01	28	16	Adjacent Space Transfer Air	None	No	None	Central Extract	0	3	Negative	None	43	n/a		200	n/a	None	A	80	Presence detection	Floor 0m	See Guidance Notes	n/a
		DSR	1	7.0	DSR	Y1510	28	18	Adjacent Space Transfer Air	None	No	None	Central Dirty Extract	0	6	Negative	None	43	60		100	n/a	None	A	90	Presence detection	Floor 0m	See Guidance Notes	n/a
		Waiting	1	18.0	Waiting Room	J0132-02	28	18	Radiant Panels	Remote Sensor Adj.	Yes	Comfort Cooled Fresh Air	Central Supply and Extract	5	5	Balanced	G4	43	n/a		300	n/a	None	A	80	Switch	Floor 0m	See Guidance Notes	n/a
		Staff Lockers	1	4.5	Changing Facilities	V0726	28	18	Radiant Panels	Remote Sensor Adj.	Yes	Comfort Cooled Fresh Air	Central Supply and Extract	6	10	positive to wc	G4	43	41		100	n/a	None	A	80	Presence detection	Floor 0m	See Guidance Notes	n/a
		Reception	1	8.0	Reception	J0132-01	28	18	Radiant Panels	Remote Sensor Adj.	Yes	Comfort Cooled Fresh Air	Central Supply Air	4	4	Balanced	G4	43	n/a		300	n/a	None	A	80	Switch	Desk 0.75 to 0.85m	See Guidance Notes	n/a
		ADL Kitchen	1	22.0	Pantry	Q0120	28	18	Radiant Panels	Remote Sensor Adj.	Yes	Comfort Cooled Fresh Air	Central Supply and Extract	6	8	Negative	G4	43	41		300	n/a	None	A	80	Switch	Floor 0m	See Guidance Notes	n/a
		ADL Bathroom, Shower, WC with hoists	1	13.0	Toilet	V1736-01	28	18	Adjacent Space Transfer Air	None	No	None	Central Dirty Extract	0	10	Negative	None	43	41		200	n/a	None	A	80	Presence detection	Floor 0m	See Guidance Notes	n/a
		Physio Treatment Room	1	15.0	Physiotherapy Studio	X0105-02	28	18	Radiant Panels	Remote Sensor Adj.	Yes	Comfort Cooled Fresh Air	Central Supply and Extract	5	6	Negative	G4	43	41		300	n/a	None	A	80	Switch / Dimmer	Floor 0m	See Guidance Notes	n/a
		Multi-Purpose Rehabilitation Room	1	80.0	Physiotherapy Studio	X0318	28	18	Radiant Panels	Remote Sensor Adj.	Yes	Comfort Cooled Fresh Air	Central Supply and Extract	5	6	Negative	G4	43	41		300	n/a	None	A	80				

RHSC / DCN Environmental Matrix

Dept	Programmer	Room Name	Qty	Room Function	ADB Code	Temp (max)	Temp (min)	Heating Type	Heating Control	Cooling (present)	Cooling (type)	Ventilation (type)	Supply (ach/hr)	Extract (ach/hr)	Relative pressure	Min filtration	Surface temp	Water temp	Safety Notes	Normal lux	Night lux	Local lux	Standby grade	Colour render	Control	Plane	Medical Location	
M3	Investigations Unit	Treatment Area	1	45.0	Treatment Room	X0111	28	18	Radiant Panels	Remote Sensor Adj.	Yes	Comfort Cooled Fresh Air	Central Supply Air	10	0	Positive	F7	43	41	500	n/a	1000	A	80	Switch	Bed / Trolley 1.45m	See Guidance Notes	n/a
		Treatment Room	1	16.0	Treatment Room	X0105	28	18	Radiant Panels	Remote Sensor Adj.	Yes	Comfort Cooled Fresh Air	Central Supply Air	10	0	Positive	F7	43	41	500	n/a	1000	A	80	Switch	Bed / Trolley 1.45m	See Guidance Notes	n/a
M4	DCN Neurophysiology	Waiting Area (DCN)	1	15.0	Waiting Room	J0132-02	28	18	Radiant Panels	Remote Sensor Adj.	Yes	Comfort Cooled Fresh Air	Central Supply and Extract	5	5	Balanced	G4	43	n/a	300	n/a	None	A	80	Switch	Floor 0m	See Guidance Notes	n/a
		WC - wheelchair accessible (DCN)	1	4.5	Toilet	V0922	28	18	Adjacent Space Transfer Air	None	No	None	Central Dirty Extract	0	10	Negative	None	43	41	200	n/a	None	A	80	Presence detection	Floor 0m	See Guidance Notes	n/a
		EEG Recording Room	3	16.0	Diagnostic room	X0125	25	18	Warm Air - Reheat Battery	BMS Adjustable Sensor	Yes	Comfort Cooled	Central Supply and Extract	to suit location	to suit location	Balanced	F7	43	41	300	n/a	1000	A	80	Switch / Dimmer	General working plane 1m	See Guidance Notes	1
		EMG/Nerve Conduction Room	3	16.0	Diagnostic room	X0136	25	18	Warm Air - Reheat Battery	BMS Adjustable Sensor	Yes	Comfort Cooled	Central Supply and Extract	to suit location	to suit location	Balanced	F7	43	41	300	n/a	1000	A	80	Switch / Dimmer	General working plane 1m	See Guidance Notes	1
		VTEM/Ambulatory Review Room	1	20.0	Diagnostic room	M0251	25	18	Warm Air - Reheat Battery	BMS Adjustable Sensor	Yes	Comfort Cooled	Central Supply and Extract	to suit location	to suit location	Balanced	F7	43	41	300	n/a	1000	A	80	Switch / Dimmer	General working plane 1m	See Guidance Notes	1
		Reporting Room	1	20.0	Cellular / Ward Offices	M0251	25	18	Radiant Panels	Remote Sensor Adj.	Yes	Comfort Cooled Fresh Air	Central Supply and Extract	4	4	Balanced	G4	43	n/a	300	n/a	None	A	80	Switch	Desk 0.75 to 0.85m	See Guidance Notes	n/a
		HOD Office	1	10.0	Cellular / Ward Offices	M0251	25	18	Radiant Panels	Remote Sensor Adj.	Yes	Comfort Cooled Fresh Air	Central Supply and Extract	4	4	Balanced	G4	43	n/a	300	n/a	None	A	80	Switch	Desk 0.75 to 0.85m	See Guidance Notes	n/a
		Clinical Physiologist Room	1	24.6	Cellular / Ward Offices	M0251	25	18	Radiant Panels	Remote Sensor Adj.	Yes	Comfort Cooled Fresh Air	Central Supply and Extract	4	4	Balanced	G4	43	n/a	300	n/a	None	A	80	Switch	Desk 0.75 to 0.85m	See Guidance Notes	n/a
		Secretarial Office	1	9.0	Cellular / Ward Offices	M0251	25	18	Radiant Panels	Remote Sensor Adj.	Yes	Comfort Cooled Fresh Air	Central Supply and Extract	4	4	Balanced	G4	43	n/a	300	n/a	None	A	80	Switch	Desk 0.75 to 0.85m	See Guidance Notes	n/a
		Quiet Room	1	10.0	Common room/staff room/lounge	H1107-01	28	18	Radiant Panels	Remote Sensor Adj.	Yes	Comfort Cooled Fresh Air	Central Supply and Extract	6	8	Negative	G4	43	41	300	n/a	None	A	80	Switch	Floor 0m	See Guidance Notes	n/a
N1	DCN Entrance	Store / Records	1	32.5	Storage Area Equipment	W1585-??	28	16	Radiant Panels	Remote Sensor Adj.	No	None	Central General Extract	0	3	Negative	None	43	n/a	200	n/a	None	A	80	Presence detection	Floor 0m	See Guidance Notes	n/a
		WC - Staff	1	3.0	Toilet	V1010	28	18	Adjacent Space Transfer Air	None	No	None	Central Dirty Extract	0	10	Negative	None	43	41	200	n/a	None	A	80	Presence detection	Floor 0m	See Guidance Notes	n/a
		Reception / Information Desk	1	6.0	Reception	J0132-01	28	18	Radiant Panels	Remote Sensor Adj.	Yes	Comfort Cooled Fresh Air	Central Supply Air	4	4	Balanced	G4	43	n/a	300	n/a	None	A	80	Switch	Desk 0.75 to 0.85m	See Guidance Notes	n/a
		Draught Lobby	1	9.0	Circulation Areas - Entrance Lobby	G0800-01	28	Not Controlled	Warm Air Door Curtain	BMS Adjustable Sensor	No	None	None	to suit location	to suit location	Balanced	None	n/a	n/a	200	n/a	None	A	80	Presence detection	Floor 0m	See Guidance Notes	n/a
		Waiting Area	1	8.0	Waiting Room	J1155	28	18	Radiant Panels	Remote Sensor Adj.	Yes	Comfort Cooled Fresh Air	Central Supply and Extract	5	5	Balanced	G4	43	n/a	300	n/a	None	A	80	Switch	Floor 0m	See Guidance Notes	n/a
		Vending Machine	1	3.0	Circulation Areas	P0808	28	18	underfloor heating / none to suit location	BMS Adjustable Sensor	No	None	to suit location	to suit location	Balanced	G4	43	41	200	n/a	None	A	80	presence detection	Floor 0m	See Guidance Notes	n/a	
		WC - Visitors	1	3.0	Toilet	V1010	28	18	Adjacent Space Transfer Air	None	No	None	Central Dirty Extract	0	10	Negative	None	43	41	200	n/a	None	A	80	Presence detection	Floor 0m	See Guidance Notes	n/a
		Wheelchair Bay	1	6.0	Circulation Equipment Storage Bays	G0180-02	28	16	Adjacent Space Transfer Air	None	No	None	Central General Extract	0	3	Negative	None	43	n/a	200	n/a	None	A	80	Presence detection	Floor 0m	See Guidance Notes	n/a
		WC - Wheelchair accessible	1	4.5	Toilet	V0922	28	18	Adjacent Space Transfer Air	None	No	None	Central Dirty Extract	0	10	Negative	None	43	41	200	n/a	None	A	80	Presence detection	Floor 0m	See Guidance Notes	n/a
		N2	DCN Wards / Health Records Support - (N2)	Staff Room	1	34.0	Common room/staff room/lounge	D0608-03	28	18	Radiant Panels	Remote Sensor Adj.	Yes	Comfort Cooled Fresh Air	Central Supply and Extract	6	8	Negative	G4	43	41	300	n/a	None	A	80	Switch	Floor 0m
Disposal Hold (small)	1			4.0	Disposal Hold	Y0646	28	18	Adjacent Space Transfer Air	None	No	None	Central Dirty Extract	0	10	Negative	None	43	n/a	100	n/a	None	A	80	Presence detection	Floor 0m	See Guidance Notes	n/a
Staff Reception / Office / Control Base	1			20.0	Reception	J0132-01	28	18	Radiant Panels	Remote Sensor Adj.	Yes	Comfort Cooled Fresh Air	Central Supply Air	4	4	Balanced	G4	43	n/a	300	n/a	None	A	80	Switch	Desk 0.75 to 0.85m	See Guidance Notes	n/a
Reception	1			8.0	Reception	J0132-01	28	18	Radiant Panels	Remote Sensor Adj.	Yes	Comfort Cooled Fresh Air	Central Supply Air	4	4	Balanced	G4	43	n/a	300	n/a	None	A	80	Switch	Desk 0.75 to 0.85m	See Guidance Notes	n/a
Multi-Disciplinary Office	1			18.0	Multi Disciplinary Work Areas	M0254	25	18	Radiant Panels	Remote Sensor Adj.	Yes	Comfort Cooled Fresh Air	Central Supply and Extract	4	4	Balanced	G4	43	n/a	300	n/a	None	A	80	Switch	Desk 0.75 to 0.85m	See Guidance Notes	n/a
Main Waiting/Play Area	1			50.0	Waiting Room	J0132-02	28	18	Radiant Panels	Remote Sensor Adj.	Yes	Comfort Cooled Fresh Air	Central Supply and Extract	5	5	Balanced	G4	43	n/a	300	n/a	None	A	80	Switch	Floor 0m	See Guidance Notes	n/a
WC - Wheelchair accessible	3			4.5	Toilet	V0922	28	18	Adjacent Space Transfer Air	None	No	None	Central Dirty Extract	0	10	Negative	None	43	41	200	n/a	None	A	80	Presence detection	Floor 0m	See Guidance Notes	n/a
Single Rooms ensuite	3			15.0	Bathroom	V1643	28	20	Adjacent Space Transfer Air	None	No	None	Central Dirty Extract	0	10	Negative	None	43	41	200	n/a	None	A	80	Presence detection	Floor 0m	See Guidance Notes	n/a
En Suite WC / WHB	3			4.5	Toilet	V1010	28	18	Adjacent Space Transfer Air	None	No	None	Central Dirty Extract	0	10	Negative	None	43	41	200	n/a	None	A	80	Presence detection	Floor 0m	See Guidance Notes	n/a
Changing Cubicles	3			4.0	Changing Facilities	V0726	28	18	Radiant Panels	Remote Sensor Adj.	Yes	Comfort Cooled Fresh Air	Central Supply and Extract	6	10	positive to wc	G4	43	41	100	n/a	None	A	80	Presence detection	Floor 0m	See Guidance Notes	n/a
		Locker Bay	1	13.0	Changing Facilities	V0726	28	18	Radiant Panels	Remote Sensor Adj.	Yes	Comfort Cooled Fresh Air	Central Supply and Extract	6	10	positive to wc	G4	43	41	100	n/a	None	A	80	Presence detection	Floor 0m	See Guidance Notes	n/a
		Interview Rooms	2	12.0	Meeting Room	M0724	25	18	Radiant Panels	Remote Sensor Adj.	Yes	Ceiling Cassette - Chilled Water	Central Supply and Extract	10 l/s per person	10 l/s per person	Balanced	G4	43	n/a	300	n/a	None	A	80	Switch	Desk 0.75 to 0.85m	See Guidance Notes	n/a
		Consult/Examination	2	15.5	Consulting Room	C0224	28	18	Radiant Panels	Remote Sensor Adj.	Yes	Comfort Cooled Fresh Air	Central Supply and Extract	3	3	Balanced	G4	43	41	300	n/a	1000	A	80	Switch	Bed / Trolley 1.45m	See Guidance Notes	1
		Physical Measurement Bay	1	3.5	Consulting Room	C0522-02	28	18	Radiant Panels	Remote Sensor Adj.	Yes	Comfort Cooled Fresh Air	Central Supply and Extract	3	3	Balanced	G4	43	41	300	n/a	1000	A	80	Switch	Bed / Trolley 1.45m	See Guidance Notes	1
		Reception, administration office & communication base: 4 staff	1	24.0	Reception	J0132-01	28	18	Radiant Panels	Remote Sensor Adj.	Yes	Comfort Cooled Fresh Air	Central Supply Air	4	4	Balanced	G4	43	n/a	300	n/a	None	A	80	Switch	Desk 0.75 to 0.85m	See Guidance Notes	n/a
		Duty Room: 2 porters	1	5.0	Cellular / Ward Offices	M0251	25	18	Radiant Panels	Remote Sensor Adj.	Yes	Comfort Cooled Fresh Air	Central Supply and Extract	4	4	Balanced	G4	43	n/a	300	n/a	None	A	80	Switch	Desk 0.75 to 0.85m	See Guidance Notes	n/a
		Admissions Lounge	1	36.0	Common room/staff room/lounge	D2155	28	18	Radiant Panels	Remote Sensor Adj.	Yes	Comfort Cooled Fresh Air	Central Supply and Extract	6	8	Negative	G4	43	41	300	n/a	None	A	80	Switch	Floor 0m	See Guidance Notes	n/a
		WC & handwash: accessible, wheelchair assisted	1	4.5	Toilet	V0922	28	18	Adjacent Space Transfer Air	None	No	None	Central Dirty Extract	0	10	Negative	None	43	41	200	n/a	None	A	80	Presence detection	Floor 0m	See Guidance Notes	n/a
		Consulting, examination & changing room	3	15.5	Consulting Room	C0224	28	18	Radiant Panels	Remote Sensor Adj.	Yes	Comfort Cooled Fresh Air	Central Supply and Extract	3	3	Balanced	G4	43	41	300	n/a	1000	A	80	Switch	Bed / Trolley 1.45m	See Guidance Notes	1
		Interview, counselling & quiet room: 5 persons	1	9.0	Meeting Room	M0724	25	18	Radiant Panels	Remote Sensor Adj.	Yes	Ceiling Cassette - Chilled Water	Central Supply and Extract	10 l/s per person	10 l/s per person	Balanced	G4	43	n/a	300	n/a	None	A	80	Switch	Desk 0.75 to 0.85m	See Guidance Notes	n/a
		Changing Cubicle	1	4.0	Changing Facilities	V0726	28	18	Radiant Panels	Remote Sensor Adj.	Yes	Comfort Cooled Fresh Air	Central Supply and Extract	6	10	positive to wc	G4	43	41	100	n/a	None	A	80	Presence detection	Floor 0m	See Guidance Notes	n/a
		WC & handwash: accessible, wheelchair assisted	1	4.5	Toilet	V0922	28	18	Adjacent Space Transfer Air	None	No	None	Central Dirty Extract	0	10	Negative	None	43	41	200	n/a	None	A	80	Presence detection	Floor 0m	See Guidance Notes	n/a
		Immediate Pre Theatre Wait	1	50.0	Waiting Room	J0132-02	28	18	Radiant Panels	Remote Sensor Adj.	Yes	Comfort Cooled Fresh Air	Central Supply and Extract	5	5	Balanced	G4	43	n/a	300	n/a	None	A	80	Switch	Floor 0m	See Guidance Notes	n/a
		WC - Wheelchair accessible	3	4.5	Toilet	V0922	28	18	Adjacent Space Transfer Air	None	No	None	Central Dirty Extract	0	10	Negative	None	43	41	200	n/a	None	A	80	Presence detection	Floor 0m	See Guidance Notes	n/a
		Anaesthetic Room	8	19.0	Operating Theatre Suite	N0305	25	18	warm air via AHU Battery	Local / BMS Adjustable Sensor	Yes	Comfort Cooled Fresh Air	Central Supply and Extract	In line with SHTM 03-01	In line with SHTM 03-01	F7	43	41	500	n/a	10,000 - 100,000	A	80	Switch	Bed / Trolley 1.45m	See Guidance Notes	n/a	
		Anaesthetic room: emergency operations	1	29.0	Operating Theatre Suite	N0305	25	18	warm air via AHU Battery	Local / BMS Adjustable Sensor	Yes	Comfort Cooled Fresh Air	Central Supply and Extract	In line with SHTM 03-01	In line with SHTM 03-01	F7	43	41	500	n/a	10,000 - 100,000	A	80	Switch	Bed / Trolley 1.45m	See Guidance Notes	n/a	
		Operating Theatre	9	55.0	Operating Theatre Suite	N0106-01	25	18	warm air via AHU Battery	Local / BMS Adjustable Sensor	Yes	Comfort Cooled Fresh Air	Central Supply and Extract	In line with SHTM 03-01	In line with SHTM 03-01	F7	43	41	500	n/a	10,000 - 100,000	A	80	Switch	Bed / Trolley 1.45m	See Guidance Notes	n/a	
		Minor Procedures Room	1	19.0	Operating Theatre Suite	N0106-01	25	18	warm air via AHU Battery	Local / BMS Adjustable Sensor	Yes	Comfort Cooled Fresh Air	Central Supply and Extract	In line with SHTM 03-01	In line with SHTM 03-01	F7	43	41	500	n/a	10,000 - 100,000	A	80	Switch	Bed / Trolley 1.45m	See Guidance Notes	n/a	
		Scrub-up (single)	9	11.0	Operating Theatre Suite	N0224	25	18	warm air via AHU Battery	Local / BMS Adjustable Sensor	Yes	Comfort Cooled Fresh Air	Central Supply and Extract	In line with SHTM 03-01	In line with SHTM 03-01	F7	43	41	500	n/a	10,000 - 100,000	A	80	Switch	Bed / Trolley 1.45m	See Guidance Notes	n/a	
		Preparation Room	10	12.0	Operating Theatre Suite																							

RHSC / DCN Environmental Matrix

Dept	Room Name	Qty	Room Function	ADB Code	Temp (max)	Temp (min)	Heating Type	Heating Control	Cooling (present)	Cooling (type)	Ventilation (type)	Supply (ach/hr)	Extract (ach/hr)	Relative pressure	Min filtration	Surface temp	Water temp	Safety Notes	Normal lux	Night lux	Local lux	Standby grade	Colour render	Control	Plane	Medical Location	
P1 Operating Theatres & RHSC Surgical Day Case Unit	MRI Room	1	Diagnostic room	E0801-02	25	18	Warm Air - Reheat Battery	BMS Adjustable Sensor	Yes	Comfort Cooled	Central Supply and Extract	to suit location	to suit location	Balanced	F7	43	41		300	n/a	1000	A	80	Switch / Dimmer	General working plane 1m	See Guidance Notes	1
	Control Room - MRI	1	Cellular / Ward Offices	E0604-03	25	18	Radiant Panels	Remote Sensor Adj.	Yes	Comfort Cooled Fresh Air	Central Supply and Extract	4	4	Balanced	G4	43	n/a		300	n/a	None	A	80	Switch	Desk 0.75 to 0.85m	See Guidance Notes	n/a
	Equipment Room - MRI	1	Storage Area Equipment	E0311	28	16	Radiant Panels	Remote Sensor Adj.	No	None	Central General Extract	0	3	Negative	None	43	n/a		200	n/a	None	A	80	Presence detection	Floor 0m	See Guidance Notes	n/a
	Trolley Bay	2	Circulation Equipment Storage Bays	J1264	28	16	Adjacent Space Transfer Air	None	No	None	Central General Extract	0	3	Negative	None	43	n/a		200	n/a	None	A	80	Presence detection	Floor 0m	See Guidance Notes	n/a
	Sub-Wall Area	1	Waiting Room	J0132-02	28	18	Radiant Panels	Remote Sensor Adj.	Yes	Comfort Cooled Fresh Air	Central Supply and Extract	5	5	Balanced	G4	43	n/a		300	n/a	None	A	80	Switch	Floor 0m	See Guidance Notes	n/a
	WC Accessible	1	Toilet	V0922	28	18	Adjacent Space Transfer Air	None	No	None	Central Dirty Extract	0	10	Negative	None	43	41		200	n/a	None	A	80	Presence detection	Floor 0m	See Guidance Notes	n/a
	Preparation Room	1	Operating Theatre Suite	T0526	25	18	warm air via AHU Battery	Local / BMS Adjustable Sensor	Yes	Comfort Cooled Fresh Air	Central Supply and Extract	In line with SHTM 03-01	In line with SHTM 03-01		F7	43	41		500	n/a	10,000 - 100,000	A	80	Switch	Bed / Trolley 1.45m	See Guidance Notes	n/a
	Anaesthetic Room	1	Operating Theatre Suite	N0305	25	18	warm air via AHU Battery	Local / BMS Adjustable Sensor	Yes	Comfort Cooled Fresh Air	Central Supply and Extract	In line with SHTM 03-01	In line with SHTM 03-01		F7	43	41		500	n/a	10,000 - 100,000	A	80	Switch	Bed / Trolley 1.45m	See Guidance Notes	n/a
	Angiography Procedures Room	1	Operating Theatre Suite	E0311	25	18	warm air via AHU Battery	Local / BMS Adjustable Sensor	Yes	Comfort Cooled Fresh Air	Central Supply and Extract	In line with SHTM 03-01	In line with SHTM 03-01		F7	43	41		500	n/a	10,000 - 100,000	A	80	Switch	Bed / Trolley 1.45m	See Guidance Notes	n/a
	Angiography Procedures Control Room	1	Operating Theatre Suite	X0216	25	18	warm air via AHU Battery	Local / BMS Adjustable Sensor	Yes	Comfort Cooled Fresh Air	Central Supply and Extract	In line with SHTM 03-01	In line with SHTM 03-01		F7	43	41		500	n/a	10,000 - 100,000	A	80	Switch	Bed / Trolley 1.45m	See Guidance Notes	n/a
	Angiography Procedures Machine Room	1	Operating Theatre Suite	E0311	25	18	warm air via AHU Battery	Local / BMS Adjustable Sensor	Yes	Comfort Cooled Fresh Air	Central Supply and Extract	In line with SHTM 03-01	In line with SHTM 03-01		F7	43	41		500	n/a	10,000 - 100,000	A	80	Switch	Bed / Trolley 1.45m	See Guidance Notes	n/a
	Preparation Room	1	Operating Theatre Suite	T0526	25	18	warm air via AHU Battery	Local / BMS Adjustable Sensor	Yes	Comfort Cooled Fresh Air	Central Supply and Extract	In line with SHTM 03-01	In line with SHTM 03-01		F7	43	41		500	n/a	10,000 - 100,000	A	80	Switch	Bed / Trolley 1.45m	See Guidance Notes	n/a
	Sterile Supplies Store	1	Clean Utility	T0101	28	18	Radiant Panels	Remote Sensor Adj.	Yes	Comfort Cooled Fresh Air	Central Supply Air	6	0	Positive	G4	43	41		150	n/a	None	A	80	Presence detection	General working plane 1m	See Guidance Notes	n/a
	X-Ray/Ultrasound Bay	1	Circulation Equipment Storage Bays	G0180-06	28	16	Adjacent Space Transfer Air	None	No	None	Central General Extract	0	3	Negative	None	43	n/a		200	n/a	None	A	80	Presence detection	Floor 0m	See Guidance Notes	n/a
	Image Intensifier Bay	3	Circulation Equipment Storage Bays	G0180-06	28	16	Adjacent Space Transfer Air	None	No	None	Central General Extract	0	3	Negative	None	43	n/a		200	n/a	None	A	80	Presence detection	Floor 0m	See Guidance Notes	n/a
	Satellite Pharmacy Store	1	Clean Utility	T0526-01	28	18	Radiant Panels	Remote Sensor Adj.	Yes	Comfort Cooled Fresh Air	Central Supply Air	6	0	Positive	G4	43	41		150	n/a	None	A	80	Presence detection	General working plane 1m	See Guidance Notes	n/a
	Sterile Supplies Store	1	Clean Utility	T0526-?	28	18	Radiant Panels	Remote Sensor Adj.	Yes	Comfort Cooled Fresh Air	Central Supply Air	6	0	Positive	G4	43	41		150	n/a	None	A	80	Presence detection	General working plane 1m	See Guidance Notes	n/a
	Clinical Equipment Store	1	Storage Area Equipment	W1585	28	16	Radiant Panels	Remote Sensor Adj.	No	None	Central General Extract	0	3	Negative	None	43	n/a		200	n/a	None	A	80	Presence detection	Floor 0m	See Guidance Notes	n/a
	Clinical Equipment Store	1	Storage Area Equipment	W1585	28	16	Radiant Panels	Remote Sensor Adj.	No	None	Central General Extract	0	3	Negative	None	43	n/a		200	n/a	None	A	80	Presence detection	Floor 0m	See Guidance Notes	n/a
	Linen Bay	2	Linen Bay	W1594-01	28	16	Adjacent Space Transfer Air	None	No	None	Central Extract	0	3	Negative	None	43	n/a		200	n/a	None	A	80	Presence detection	Floor 0m	See Guidance Notes	n/a
	Linen Bay	1	Linen Bay	W1594-01	28	16	Adjacent Space Transfer Air	None	No	None	Central Extract	0	3	Negative	None	43	n/a		200	n/a	None	A	80	Presence detection	Floor 0m	See Guidance Notes	n/a
	Dirty Scopes Store	1	Dirty utility	Y0431	28	18	Adjacent Space Transfer Air	None	No	None	Central Dirty Extract	0	6	Negative	None	43	41		200	n/a	None	A	80	Presence detection	Floor 0m	See Guidance Notes	n/a
	Decontaminated Scopes Store	1	Dirty utility	Y0431	28	18	Adjacent Space Transfer Air	None	No	None	Central Dirty Extract	0	6	Negative	None	43	41		200	n/a	None	A	80	Presence detection	Floor 0m	See Guidance Notes	n/a
	Medical Gas Cylinder Store	1	Storage Area Med Gas	W1585-??	28	16	Frost protection Room Thermostat	None	No	None	Natural ventilation	0	0	n/a	None	n/a	n/a		200	n/a	None	A	80	Presence detection	Floor 0m	See Guidance Notes	n/a
	DSR	2	DSR	Y1510	28	18	Adjacent Space Transfer Air	None	No	None	Central Dirty Extract	0	6	Negative	None	43	60		100	n/a	None	A	90	Presence detection	Floor 0m	See Guidance Notes	n/a
	Disposal Hold	1	Disposal Hold	Y0646	28	18	Adjacent Space Transfer Air	None	No	None	Central Dirty Extract	0	10	Negative	None	43	n/a		100	n/a	None	A	90	Presence detection	Floor 0m	See Guidance Notes	n/a
	Disposal Hold	1	Disposal Hold	Y0646	28	18	Adjacent Space Transfer Air	None	No	None	Central Dirty Extract	0	10	Negative	None	43	n/a		100	n/a	None	A	90	Presence detection	Floor 0m	See Guidance Notes	n/a
	Store - Plaster	1	Storage Area Equipment	W1585-??	28	16	Radiant Panels	TRV Remote Head Adj.	No	None	Central General Extract	0	3	Negative	None	43	n/a		200	n/a	None	A	80	Presence detection	Floor 0m	See Guidance Notes	n/a
	Resuscitation Trolley Bay	1	Resus Trolley bay	G0180-01	28	18	Adjacent Space Transfer Air	None	No	None	None	0	0	n/a	None	43	n/a		500	n/a	None	A	90	Switch	Bed / Trolley 1.45m	See Guidance Notes	n/a
	Parking bay: fibre optic bronchoscope light source trolley DCN	1	Circulation Equipment Storage Bays	G0180-06	28	16	Adjacent Space Transfer Air	None	No	None	Central General Extract	0	3	Negative	None	43	n/a		200	n/a	None	A	80	Presence detection	Floor 0m	See Guidance Notes	n/a
	Trolley Holding Bay Clean	1	Circulation Equipment Storage Bays	J1624	28	16	Adjacent Space Transfer Air	None	No	None	Central General Extract	0	3	Negative	None	43	n/a		200	n/a	None	A	80	Presence detection	Floor 0m	See Guidance Notes	n/a
	IPS Room	1	IPS Room	Engineering	Manufacturer Dependand	Manufacturer Dependand	None	None	No	None	Central General Extract	0	3	Negative	None	43	n/a	0	n/a	n/a	None	A	80	Presence detection	Floor 0m	See Guidance Notes	n/a
	IPS Room	1	IPS Room	Engineering	Manufacturer Dependand	Manufacturer Dependand	None	None	No	None	Central Supply and Extract	0	3	Negative	None	43	n/a	0	n/a	n/a	None	A	80	Presence detection	Floor 0m	See Guidance Notes	n/a
	Trolley Holding Bay Dirty	2	Circulation Equipment Storage Bays	J1624	28	16	Adjacent Space Transfer Air	None	No	None	Central General Extract	0	3	Negative	None	43	n/a		200	n/a	None	A	80	Presence detection	Floor 0m	See Guidance Notes	n/a
	Laser Printer / CR Room DCN	1	Cellular / Ward Offices	M0251	25	18	Radiant Panels	Remote Sensor Adj.	Yes	Comfort Cooled Fresh Air	Central Supply and Extract	4	4	Balanced	G4	43	n/a		300	n/a	None	A	80	Switch	Desk 0.75 to 0.85m	See Guidance Notes	n/a
	Post Anaesthetic Recovery	1	Recovery Bay / Recovery Room	B2417	28	20	Radiant Panels	Remote Sensor Adj.	Yes	Comfort Cooled Fresh Air	Central Supply and Extract	15	15	Balanced	G4	43	41		500	n/a	1000	A	80	Switch / Dimmer	Bed / Trolley 1.45m	See Guidance Notes	n/a
	Recovery Staff Base	1	Cellular / Ward Offices	M0254	25	18	Radiant Panels	Remote Sensor Adj.	Yes	Comfort Cooled Fresh Air	Central Supply and Extract	4	4	Balanced	G4	43	n/a		300	n/a	None	A	80	Switch	Desk 0.75 to 0.85m	See Guidance Notes	n/a
	Recovery Clean Utility	1	Clean Utility	T0101	28	18	Radiant Panels	Remote Sensor Adj.	Yes	Comfort Cooled Fresh Air	Central Supply Air	6	0	Positive	G4	43	41		150	n/a	None	A	80	Presence detection	General working plane 1m	See Guidance Notes	n/a
	Recovery Dirty Utility	1	Dirty utility	Y0431	28	18	Adjacent Space Transfer Air	None	No	None	Central Dirty Extract	0	6	Negative	None	43	41		200	n/a	None	A	80	Presence detection	Floor 0m	See Guidance Notes	n/a
	SDCU Dispensary	1	Clean Utility	T0526-?	28	18	Radiant Panels	Remote Sensor Adj.	Yes	Comfort Cooled Fresh Air	Central Supply Air	6	0	Positive	G4	43	41		150	n/a	None	A	80	Presence detection	General working plane 1m	See Guidance Notes	n/a
	SDCU Recovery	1	Recovery Bay / Recovery Room	B2517	28	20	Radiant Panels	Remote Sensor Adj.	Yes	Comfort Cooled Fresh Air	Central Supply and Extract	15	15	Balanced	G4	43	41		500	n/a	1000	A	80	Switch / Dimmer	Bed / Trolley 1.45m	See Guidance Notes	n/a
	SDCU Discharge Lounge	1	Common room/staff room/lounge	D1135	28	18	Radiant Panels	Remote Sensor Adj.	Yes	Comfort Cooled Fresh Air	Central Supply and Extract	6	8	Negative	G4	43	41		300	n/a	None	A	80	Switch	Floor 0m	See Guidance Notes	n/a
	Pantry (DCU)	1	Pantry	P0627	28	18	Radiant Panels	Remote Sensor Adj.	Yes	Comfort Cooled Fresh Air	Central Supply and Extract	6	8	Negative	G4	43	41		300	n/a	None	A	80	Switch	Floor 0m	See Guidance Notes	n/a
	SDCU Post Op Staff Base/Utility	1	staff base	T0151-??	28	18	Radiant Panels	Remote Sensor Adj.	No	None	Central Supply and Extract	10l/s/per person	10l/s/per person	Balanced	G4	n/a	n/a		200/300	n/a	None	A	80	Switch / Dimmer	Desk 0.75 to 0.85m	See Guidance Notes	n/a
	Wheelchair Parking Bay	1	Circulation Equipment Storage Bays	G0180-02	28	16	Adjacent Space Transfer Air	None	No	None	Central General Extract	0	3	Negative	None	43	n/a		200	n/a	None	A	80	Presence detection	Floor 0m	See Guidance Notes	n/a
	Interview Room - DCU	2	Meeting Room	M0724	25	18	Radiant Panels	Remote Sensor Adj.	Yes	Ceiling Cassette - Chilled Water	Central Supply and Extract	10 l/s per person	10 l/s per person	Balanced	G4	43	n/a		300	n/a	None	A	80	Switch	Desk 0.75 to 0.85m	See Guidance Notes	n/a
	Charge Nurse Office	1	Cellular / Ward Offices	M0251	25	18	Radiant Panels	Remote Sensor Adj.	Yes	Comfort Cooled Fresh Air	Central Supply and Extract	4	4	Balanced	G4	43	n/a		300	n/a	None	A	80	Switch	Desk 0.75 to 0.85m	See Guidance Notes	n/a
WC - Patients	1	Toilet	V1010	28	18	Adjacent Space Transfer Air	None	No	None	Central Dirty Extract	0	10	Negative	None	43	41		200	n/a	None	A	80	Presence detection	Floor 0m	See Guidance Notes	n/a	
WC - Wheelchair accessible	1	Toilet	V0922	28	18	Adjacent Space Transfer Air	None	No	None	Central Dirty Extract	0	10	Negative	None	43	41		200	n/a	None	A	80	Presence detection	Floor 0m	See Guidance Notes	n/a	
Recovery bay: post anaesthetic, 1 place	6	Recovery Bay / Recovery Room	B2417-01	28	20	Radiant Panels	Remote Sensor Adj.	Yes	Comfort Cooled Fresh Air	Central Supply and Extract	15	15	Balanced	G4	43	41		500	n/a	1000	A	80	Switch / Dimmer	Bed / Trolley 1.45m	See Guidance Notes	n/a	
Recovery room: post anaesthetic, 1 place	2	Recovery Bay / Recovery Room	B2417-01	28	20	Radiant Panels	Remote Sensor Adj.	Yes	Comfort Cooled Fresh Air	Central Supply and Extract	15	15	Balanced	G4	43	41		500	n/a	1000	A	80	Switch / Dimmer	Bed / Trolley 1.45m	See Guidance Notes	n/a	
Staff and communication base, enclosed 3 staff	1	Cellular / Ward Offices	M0251	25	18	Radiant Panels	Remote Sensor Adj.	Yes	Comfort Cooled Fresh Air	Central Supply and Extract	4	4	Balanced	G4	43	n/a		300	n/a	None	A	80	Switch	Desk 0.75 to 0.85m	See Guidance		

RHSC / DCN Environmental Matrix

Dept	Dept	Room Name	Qty	Room Function	ADB Code	Temp (max)	Temp (min)	Heating Type	Heating Control	Cooling (present)	Cooling (type)	Ventilation (type)	Supply (ach/hr)	Extract (ach/hr)	Relative pressure	Min filtration	Surface temp	Water temp	Safety Notes	Normal lux	Night lux	Local lux	Standby grade	Colour render	Control	Plane	Medical Location	
		Dictation/ 1:1/Phone Booth	4	4.2 Cellular / Ward Offices	M0251-01	25	18	Radiant Panels	Remote Sensor Adj.	Yes	Comfort Cooled Fresh Air	Central Supply and Extract	4	4	Balanced	G4	43	n/a		300	n/a	None	A	80	Switch	Desk 0.75 to 0.85m	See Guidance Notes	n/a
		Office Senior Nurse Theatres	1	9.0 Cellular / Ward Offices	M0251	25	18	Radiant Panels	Remote Sensor Adj.	Yes	Comfort Cooled Fresh Air	Central Supply and Extract	4	4	Balanced	G4	43	n/a		300	n/a	None	A	80	Switch	Desk 0.75 to 0.85m	See Guidance Notes	n/a
		Office Staff	1	16.0 Cellular / Ward Offices	M0251	25	18	Radiant Panels	Remote Sensor Adj.	Yes	Comfort Cooled Fresh Air	Central Supply and Extract	4	4	Balanced	G4	43	n/a		300	n/a	None	A	80	Switch	Desk 0.75 to 0.85m	See Guidance Notes	n/a
		Charge Nurse Office	1	9.0 Cellular / Ward Offices	M0251	25	18	Radiant Panels	Remote Sensor Adj.	Yes	Comfort Cooled Fresh Air	Central Supply and Extract	4	4	Balanced	G4	43	n/a		300	n/a	None	A	80	Switch	Desk 0.75 to 0.85m	See Guidance Notes	n/a
		WC-Staff	2	3.0 Toilet	V1010	28	18	Adjacent Space Transfer Air	None	No	None	Central Dirty Extract	0	10	Negative	None	43	41		200	n/a	None	A	80	Presence detection	Floor 0m	See Guidance Notes	n/a
		Male Staff Changing and Lockers	1	60.0 Changing Facilities	V0726	28	18	Radiant Panels	Remote Sensor Adj.	Yes	Comfort Cooled Fresh Air	Central Supply and Extract	6	10	positive to wc	G4	43	41		100	n/a	None	A	80	Presence detection	Floor 0m	See Guidance Notes	n/a
		Female Staff Changing and Lockers	1	70.0 Changing Facilities	V0726	28	18	Radiant Panels	Remote Sensor Adj.	Yes	Comfort Cooled Fresh Air	Central Supply and Extract	6	10	positive to wc	G4	43	41		100	n/a	None	A	80	Presence detection	Floor 0m	See Guidance Notes	n/a
		Footwear Machine Washing Area	1	4.0 Dirty utility	Y0431	28	18	Adjacent Space Transfer Air	None	No	None	Central Dirty Extract	0	6	Negative	None	43	41		200	n/a	None	A	80	Presence detection	Floor 0m	See Guidance Notes	n/a
		General X-Ray Room	2	33.0 Diagnostic room	E0128	25	18	Warm Air - Reheat Battery	BMS Adjustable Sensor	Yes	Comfort Cooled	Central Supply and Extract	to suit location	to suit location	Balanced	F7	43	41		300	n/a	1000	A	80	Switch / Dimmer	General working plane 1m	See Guidance Notes	1
		Changing Cubicles	5	4.0 Changing Facilities	V0726	28	18	Radiant Panels	Remote Sensor Adj.	Yes	Comfort Cooled Fresh Air	Central Supply and Extract	6	10	positive to wc	G4	43	41		100	n/a	None	A	80	Presence detection	Floor 0m	See Guidance Notes	n/a
		Screening Room (fluoroscopy)	1	39.0 Diagnostic room	E0218-01	25	18	Warm Air - Reheat Battery	BMS Adjustable Sensor	Yes	Comfort Cooled	Central Supply and Extract	to suit location	to suit location	Balanced	F7	43	41		300	n/a	1000	A	80	Switch / Dimmer	General working plane 1m	See Guidance Notes	1
		Preparation Room	1	10.0 Consulting Room	T0526-?	28	18	Radiant Panels	Remote Sensor Adj.	Yes	Comfort Cooled Fresh Air	Central Supply and Extract	3	3	Balanced	G4	43	41		300	n/a	1000	A	80	Switch	Bed / Trolley 1.45m	See Guidance Notes	1
		Ultrasound Room	2	16.0 Diagnostic room	E0115	25	18	Warm Air - Reheat Battery	BMS Adjustable Sensor	Yes	Comfort Cooled	Central Supply and Extract	to suit location	to suit location	Balanced	F7	43	41		300	n/a	1000	A	80	Switch / Dimmer	General working plane 1m	See Guidance Notes	1
		Dental Room	1	20.0 Consulting Room	E0135	28	18	Radiant Panels	Remote Sensor Adj.	Yes	Comfort Cooled Fresh Air	Central Supply and Extract	3	3	Balanced	G4	43	41		300	n/a	1000	A	80	Switch	Bed / Trolley 1.45m	See Guidance Notes	1
		Main Reporting	1	25.0 Cellular / Ward Offices	M0251	25	18	Radiant Panels	Remote Sensor Adj.	Yes	Comfort Cooled Fresh Air	Central Supply and Extract	4	4	Balanced	G4	43	n/a		300	n/a	None	A	80	Switch	Desk 0.75 to 0.85m	See Guidance Notes	n/a
		Acute Reporting	1	10.0 Cellular / Ward Offices	M0251	25	18	Radiant Panels	Remote Sensor Adj.	Yes	Comfort Cooled Fresh Air	Central Supply and Extract	4	4	Balanced	G4	43	n/a		300	n/a	None	A	80	Switch	Desk 0.75 to 0.85m	See Guidance Notes	n/a
		MRI Reporting	1	10.0 Cellular / Ward Offices	M0251	25	18	Radiant Panels	Remote Sensor Adj.	Yes	Comfort Cooled Fresh Air	Central Supply and Extract	4	4	Balanced	G4	43	n/a		300	n/a	None	A	80	Switch	Desk 0.75 to 0.85m	See Guidance Notes	n/a
		Processing Area	1	30.0 Diagnostic room	M0251	25	18	Warm Air - Reheat Battery	BMS Adjustable Sensor	Yes	Comfort Cooled	Central Supply and Extract	to suit location	to suit location	Balanced	F7	43	41		300	n/a	1000	A	80	Switch / Dimmer	General working plane 1m	See Guidance Notes	1
		Gamma Camera	2	40.0 Diagnostic room	E0176	25	18	Warm Air - Reheat Battery	BMS Adjustable Sensor	Yes	Comfort Cooled	Central Supply and Extract	to suit location	to suit location	Balanced	F7	43	41		300	n/a	1000	A	80	Switch / Dimmer	General working plane 1m	See Guidance Notes	1
		Gamma Camera Control Area	1	17.0 Consulting Room	E0604-04	28	18	Radiant Panels	Remote Sensor Adj.	Yes	Comfort Cooled Fresh Air	Central Supply and Extract	3	3	Balanced	G4	43	41		300	n/a	1000	A	80	Switch	Bed / Trolley 1.45m	See Guidance Notes	1
		Radioactive Waste Store	1	2.0 Storage Area Equipment	W1585-??	28	16	Radiant Panels	Remote Sensor Adj.	No	None	Central General Extract	0	3	Negative	None	43	n/a		200	n/a	None	A	80	Presence detection	Floor 0m	See Guidance Notes	n/a
		WC Ambulant (Hot)	2	4.5 Toilet	V0922-03	28	18	Adjacent Space Transfer Air	None	No	None	Central Dirty Extract	0	10	Negative	None	43	41		200	n/a	None	A	80	Presence detection	Floor 0m	See Guidance Notes	n/a
		Injection Room	2	8.0 Consulting Room	E0715	28	18	Radiant Panels	Remote Sensor Adj.	Yes	Comfort Cooled Fresh Air	Central Supply and Extract	3	3	Balanced	G4	43	41		300	n/a	1000	A	80	Switch	Bed / Trolley 1.45m	See Guidance Notes	1
		Preparation Room	1	14.0 Consulting Room	T0526-?	28	18	Radiant Panels	Remote Sensor Adj.	Yes	Comfort Cooled Fresh Air	Central Supply and Extract	3	3	Balanced	G4	43	41		300	n/a	1000	A	80	Switch	Bed / Trolley 1.45m	See Guidance Notes	1
		Hot Waiting Area	2	10.0 Waiting Room	J0132-02	28	18	Radiant Panels	Remote Sensor Adj.	Yes	Comfort Cooled Fresh Air	Central Supply and Extract	5	5	Balanced	G4	43	n/a		300	n/a	None	A	80	Switch	Floor 0m	See Guidance Notes	n/a
		Cold Waiting Area	2	10.0 Waiting Room	J0132-02	28	18	Radiant Panels	Remote Sensor Adj.	Yes	Comfort Cooled Fresh Air	Central Supply and Extract	5	5	Balanced	G4	43	n/a		300	n/a	None	A	80	Switch	Floor 0m	See Guidance Notes	n/a
		Stress Room (myocardial work)	1	14.0 Consulting Room	C0224-04	28	18	Radiant Panels	Remote Sensor Adj.	Yes	Comfort Cooled Fresh Air	Central Supply and Extract	3	3	Balanced	G4	43	41		300	n/a	1000	A	80	Switch	Bed / Trolley 1.45m	See Guidance Notes	1
		Changing Cubicles	2	4.0 Changing Facilities	V0726	28	18	Radiant Panels	Remote Sensor Adj.	Yes	Comfort Cooled Fresh Air	Central Supply and Extract	6	10	positive to wc	G4	43	41		100	n/a	None	A	80	Presence detection	Floor 0m	See Guidance Notes	n/a
		Counting Laboratory	1	14.0 Laboratory	L1804	25	18	Radiant Panels	Remote Sensor Adj.	Yes	Ceiling Cassette - Chilled Water	Central Supply and Extract	6	6	Balanced	F7	43	60		500	n/a	None	A	80	Switch	Desk 0.75 to 0.85m	See Guidance Notes	n/a
		Beverage Bay	1	3.0 Tea Making	P0625	28	18	Adjacent Space Transfer Air	None	No	None	Central General Extract	0	5	Negative	None	43	41		200	n/a	None	A	80	switch	Floor 0m	See Guidance Notes	n/a
		Admin Office	1	10.0 Cellular / Ward Offices	M0251	25	18	Radiant Panels	Remote Sensor Adj.	Yes	Comfort Cooled Fresh Air	Central Supply and Extract	4	4	Balanced	G4	43	n/a		300	n/a	None	A	80	Switch	Desk 0.75 to 0.85m	See Guidance Notes	n/a
		WC Ambulant (Cold)	1	4.5 Toilet	V1010	28	18	Adjacent Space Transfer Air	None	No	None	Central Dirty Extract	0	10	Negative	None	43	41		200	n/a	None	A	80	Presence detection	Floor 0m	See Guidance Notes	n/a
		Recovery Area	1	15.0 Recovery Bay / Recovery Room	C0522-04	28	20	Radiant Panels	Remote Sensor Adj.	Yes	Comfort Cooled Fresh Air	Central Supply and Extract	15	15	Balanced	G4	43	41		500	n/a	1000	A	80	Switch / Dimmer	Bed / Trolley 1.45m	See Guidance Notes	n/a
		Gamma Camera Reporting	1	10.0 Cellular / Ward Offices	M0251	25	18	Radiant Panels	Remote Sensor Adj.	Yes	Comfort Cooled Fresh Air	Central Supply and Extract	4	4	Balanced	G4	43	n/a		300	n/a	None	A	80	Switch	Desk 0.75 to 0.85m	See Guidance Notes	n/a
		Medical Physics Office	1	10.0 Cellular / Ward Offices	M0251	25	18	Radiant Panels	Remote Sensor Adj.	Yes	Comfort Cooled Fresh Air	Central Supply and Extract	4	4	Balanced	G4	43	n/a		300	n/a	None	A	80	Switch	Desk 0.75 to 0.85m	See Guidance Notes	n/a
		Emergency Shower	1	2.5 Bathroom	V1643-01	28	20	Adjacent Space Transfer Air	None	No	None	Central Dirty Extract	0	10	Negative	None	43	41		200	n/a	None	A	80	Presence detection	Floor 0m	See Guidance Notes	n/a
		Reception Area	1	8.0 Reception	J0132-01	28	18	Radiant Panels	Remote Sensor Adj.	Yes	Comfort Cooled Fresh Air	Central Supply Air	4	4	Balanced	G4	43	n/a		300	n/a	None	A	80	Switch	Desk 0.75 to 0.85m	See Guidance Notes	n/a
		Admin Office	1	10 Cellular / Ward Offices	M0251	25	18	Radiant Panels	Remote Sensor Adj.	Yes	Comfort Cooled Fresh Air	Central Supply and Extract	4	4	Balanced	G4	43	n/a		300	n/a	None	A	80	Switch	Desk 0.75 to 0.85m	See Guidance Notes	n/a
		Waiting Area - Main Dept	1	50.0 Waiting Room	J0132-02	28	18	Radiant Panels	Remote Sensor Adj.	Yes	Comfort Cooled Fresh Air	Central Supply and Extract	5	5	Balanced	G4	43	n/a		300	n/a	None	A	80	Switch	Floor 0m	See Guidance Notes	n/a
		Baby Infant / Feeding Room	1	4.0 Baby Feeding	S0012	25	18	Radiant Panels	Remote Sensor Adj.	No	None	Central Supply Air	5	0	Positive	G4	43	41		100	n/a	None	A	80	Presence detection	Floor 0m	See Guidance Notes	n/a
		Nappy Change Room with handwash	1	4.0 Toilet	V1131	28	18	Adjacent Space Transfer Air	None	No	None	Central Dirty Extract	0	10	Negative	None	43	41		200	n/a	None	A	80	Presence detection	Floor 0m	See Guidance Notes	n/a
		WC - Wheelchair accessible	2	4.5 Toilet	V0922	28	18	Adjacent Space Transfer Air	None	No	None	Central Dirty Extract	0	10	Negative	None	43	41		200	n/a	None	A	80	Presence detection	Floor 0m	See Guidance Notes	n/a
		Resuscitation Trolley Bay	1	1.0 Circulation Equipment Storage Bays	G0180-01	28	16	Adjacent Space Transfer Air	None	No	None	Central General Extract	0	3	Negative	None	43	n/a		200	n/a	None	A	80	Presence detection	Floor 0m	See Guidance Notes	n/a
		Reception	1	8.0 Reception	J0132-01	28	18	Radiant Panels	Remote Sensor Adj.	Yes	Comfort Cooled Fresh Air	Central Supply Air	4	4	Balanced	G4	43	n/a		300	n/a	None	A	80	Switch	Desk 0.75 to 0.85m	See Guidance Notes	n/a
		Admin Office	1	28.7 Cellular / Ward Offices	M0251	25	18	Radiant Panels	Remote Sensor Adj.	Yes	Comfort Cooled Fresh Air	Central Supply and Extract	4	4	Balanced	G4	43	n/a		300	n/a	None	A	80	Switch	Desk 0.75 to 0.85m	See Guidance Notes	n/a
		Waiting Area	1	35.0 Waiting Room	J0132-02	28	18	Radiant Panels	Remote Sensor Adj.	Yes	Comfort Cooled Fresh Air	Central Supply and Extract	5	5	Balanced	G4	43	n/a		300	n/a	None	A	80	Switch	Floor 0m	See Guidance Notes	n/a
		WC - Patients	1	3.0 Toilet	V1010	28	18	Adjacent Space Transfer Air	None	No	None	Central Dirty Extract	0	10	Negative	None	43	41		200	n/a	None	A	80	Presence detection	Floor 0m	See Guidance Notes	n/a
		WC - Wheelchair accessible	1	4.5 Toilet	V0922	28	18	Adjacent Space Transfer Air	None	No	None	Central Dirty Extract	0	10	Negative	None	43	41		200	n/a	None	A	80	Presence detection	Floor 0m	See Guidance Notes	n/a
		Acute Reporting	1	25.0 Cellular / Ward Offices	M0251	25	18	Radiant Panels	Remote Sensor Adj.	Yes	Comfort Cooled Fresh Air	Central Supply and Extract	4	4	Balanced	G4	43	n/a		300	n/a	None	A	80	Switch	Desk 0.75 to 0.85m	See Guidance Notes	n/a
		Quiet Reporting	1	20.0 Cellular / Ward Offices	M0251	25	18	Radiant Panels	Remote Sensor Adj.	Yes	Comfort Cooled Fresh Air	Central Supply and Extract	4	4	Balanced	G4												

RHSC / DCN Environmental Matrix

Dept	Room Name	Qty	Room Function	ADB Code	Temp (max)	Temp (min)	Heating Type	Heating Control	Cooling (present)	Cooling (type)	Ventilation (type)	Supply (ach/hr)	Extract (ach/hr)	Relative pressure	Min filtration	Surface temp	Water temp	Safety Notes	Normal lux	Night lux	Local lux	Standby grade	Colour render	Control	Plane	Medical Location		
Q1	Store Room	1	20.0	Storage Area Equipment	W1585-??	28	16	Radiant Panels	Remote Sensor Adj.	No	None	Central General Extract	0	3	Negative	None	43	n/a		200	n/a	None	A	80	Presence detection	Floor 0m	See Guidance Notes	n/a
	Disposal Hold	2	10.0	Disposal Hold	Y0646	28	18	Adjacent Space Transfer Air	None	No	None	Central Dirty Extract	0	10	Negative	None	43	n/a		100	n/a	None	A	90	Presence detection	Floor 0m	See Guidance Notes	n/a
	DSR	1	7.0	DSR	Y1510	28	18	Adjacent Space Transfer Air	None	No	None	Central Dirty Extract	0	6	Negative	None	43	60		100	n/a	None	A	90	Presence detection	Floor 0m	See Guidance Notes	n/a
	IPS Room	1	1.0	IPS Room	Engineering	Manufacturer Dependant	Manufacturer Dependant	None	None	No	None	Central General Extract	0	3	Negative	None	43	n/a	0	n/a	n/a	None	A	80	Presence detection	Floor 0m	See Guidance Notes	n/a
	Linen Bay	2	1.5	Linen Bay	W1594-01	28	16	Adjacent Space Transfer Air	None	No	None	Central Extract	0	3	Negative	None	43	n/a		200	n/a	None	A	80	Presence detection	Floor 0m	See Guidance Notes	n/a
	Photocopy Room	1	6	Cellular / Ward Offices	M0251	25	18	Radiant Panels	Remote Sensor Adj.	Yes	Comfort Cooled Fresh Air	Central Supply and Extract	4	4	Balanced	G4	43	n/a		300	n/a	None	A	80	Switch	Desk 0.75 to 0.85m	See Guidance Notes	n/a
	MRI Room	1	45.0	Diagnostic room	E0801	25	18	Warm Air - Reheat Battery	BMS Adjustable Sensor	Yes	Comfort Cooled Fresh Air	Central Supply and Extract	to suit location	to suit location	Balanced	F7	43	41		300	n/a	1000	A	80	Switch / Dimmer	General working plane 1m	See Guidance Notes	1
	Control Room - CT/MRI	1	24.0	Cellular / Ward Offices	E0604-01	25	18	Radiant Panels	Remote Sensor Adj.	Yes	Comfort Cooled Fresh Air	Central Supply and Extract	4	4	Balanced	G4	43	n/a		300	n/a	None	A	80	Switch	Desk 0.75 to 0.85m	See Guidance Notes	n/a
	Equipment Room - MRI	1	16.0	IT equipment (comms server)	E0311	25	18	None	None	Yes	Ceiling Cassette - Chilled Water	Central General Extract	0	2	Negative	None	n/a	n/a		300	n/a	None	A	80	Switch	Floor 0m	See Guidance Notes	n/a
	CT Room	1	36.0	Diagnostic room	E0601-01	25	18	Warm Air - Reheat Battery	BMS Adjustable Sensor	Yes	Comfort Cooled Fresh Air	Central Supply and Extract	to suit location	to suit location	Balanced	F7	43	41		300	n/a	1000	A	80	Switch / Dimmer	General working plane 1m	See Guidance Notes	1
	WC - Wheelchair accessible	1	4.5	Toilet	V0922	28	18	Adjacent Space Transfer Air	None	No	None	Central Dirty Extract	0	10	Negative	None	43	41		200	n/a	None	A	80	Presence detection	Floor 0m	See Guidance Notes	n/a
	Changing Cubicles	2	4.0	Changing Facilities	V0726	28	18	Radiant Panels	Remote Sensor Adj.	Yes	Comfort Cooled Fresh Air	Central Supply and Extract	6	10	positive to wc	G4	43	41		100	n/a	None	A	80	Presence detection	Floor 0m	See Guidance Notes	n/a
	Baby Infant / Feeding Room	1	4.0	Baby Feeding	S0012	25	18	Radiant Panels	Remote Sensor Adj.	No	None	Central Supply Air	5	0	Positive	G4	43	41		100	n/a	None	A	80	Presence detection	Floor 0m	See Guidance Notes	n/a
	Induction Area - 1 place	1	16.0	Treatment Room	X0145-01	28	18	Radiant Panels	Remote Sensor Adj.	Yes	Comfort Cooled Fresh Air	Central Supply Air	10	0	Positive	F7	43	41		500	n/a	1000	A	90	Switch	Bed / Trolley 1.45m	See Guidance Notes	n/a
	Recovery Area - 1 place	1	16.0	Treatment Room	B2417-01	28	18	Radiant Panels	Remote Sensor Adj.	Yes	Comfort Cooled Fresh Air	Central Supply Air	10	0	Positive	F7	43	41		500	n/a	1000	A	90	Switch	Bed / Trolley 1.45m	See Guidance Notes	n/a
	Waiting Area	1	12.0	Waiting Room	J0132-02	28	18	Radiant Panels	Remote Sensor Adj.	Yes	Comfort Cooled Fresh Air	Central Supply and Extract	5	5	Balanced	G4	43	n/a		300	n/a	None	A	80	Switch	Floor 0m	See Guidance Notes	n/a
	Trolley Bay	2	4.0	Circulation Equipment Storage Bays	J1624	28	16	Adjacent Space Transfer Air	None	No	None	Central General Extract	0	3	Negative	None	43	n/a		200	n/a	None	A	80	Presence detection	Floor 0m	See Guidance Notes	n/a
	Adult Waiting Area	1	8.0	Waiting Room	J0132-02	28	18	Radiant Panels	Remote Sensor Adj.	Yes	Comfort Cooled Fresh Air	Central Supply and Extract	5	5	Balanced	G4	43	n/a		300	n/a	None	A	80	Switch	Floor 0m	See Guidance Notes	n/a
	WC - Wheelchair accessible & change	1	7.0	Toilet	V0922	28	18	Adjacent Space Transfer Air	None	No	None	Central Dirty Extract	0	10	Negative	None	43	41		200	n/a	None	A	80	Presence detection	Floor 0m	See Guidance Notes	n/a
	WC - Wheelchair accessible	1	4.5	Toilet	V0922	28	18	Adjacent Space Transfer Air	None	No	None	Central Dirty Extract	0	10	Negative	None	43	41		200	n/a	None	A	80	Presence detection	Floor 0m	See Guidance Notes	n/a
	CT Room	1	36.0	Diagnostic room	E0601	25	18	Warm Air - Reheat Battery	BMS Adjustable Sensor	Yes	Comfort Cooled Fresh Air	Central Supply and Extract	to suit location	to suit location	Balanced	F7	43	41		300	n/a	1000	A	80	Switch / Dimmer	General working plane 1m	See Guidance Notes	1
	Control Room - CT	1	16.0	Cellular / Ward Offices	E0604-02	25	18	Radiant Panels	Remote Sensor Adj.	Yes	Comfort Cooled Fresh Air	Central Supply and Extract	4	4	Balanced	G4	43	n/a		300	n/a	None	A	80	Switch	Desk 0.75 to 0.85m	See Guidance Notes	n/a
	Preparation Room	1	14.0	Consulting Room	T0526-?	28	18	Radiant Panels	Remote Sensor Adj.	Yes	Comfort Cooled Fresh Air	Central Supply and Extract	3	3	Balanced	G4	43	41		300	n/a	1000	A	80	Switch	Bed / Trolley 1.45m	See Guidance Notes	1
	Injection Room	1	12.0	Treatment Room	E0715	28	18	Radiant Panels	Remote Sensor Adj.	Yes	Comfort Cooled Fresh Air	Central Supply Air	10	0	Positive	F7	43	41		500	n/a	1000	A	90	Switch	Bed / Trolley 1.45m	See Guidance Notes	n/a
	Changing Cubicles	2	4.0	Changing Facilities	V0726	28	18	Radiant Panels	Remote Sensor Adj.	Yes	Comfort Cooled Fresh Air	Central Supply and Extract	6	10	positive to wc	G4	43	41		100	n/a	None	A	80	Presence detection	Floor 0m	See Guidance Notes	n/a
	Inpatient Holding Bays	1	43.2	Circulation Equipment Storage Bays	J0132-02	28	16	Adjacent Space Transfer Air	None	No	None	Central General Extract	0	3	Negative	None	43	n/a		200	n/a	None	A	80	Presence detection	Floor 0m	See Guidance Notes	n/a
	Toilets	1	3.0	Toilet	V1010	28	18	Adjacent Space Transfer Air	None	No	None	Central Dirty Extract	0	10	Negative	None	43	41		200	n/a	None	A	80	Presence detection	Floor 0m	See Guidance Notes	n/a
	Disabled Toilet	1	4.5	Toilet	V0922	28	18	Adjacent Space Transfer Air	None	No	None	Central Dirty Extract	0	10	Negative	None	43	41		200	n/a	None	A	80	Presence detection	Floor 0m	See Guidance Notes	n/a
	MRI Room	2	45.0	Diagnostic room	E0801-01	25	18	Warm Air - Reheat Battery	BMS Adjustable Sensor	Yes	Comfort Cooled Fresh Air	Central Supply and Extract	to suit location	to suit location	Balanced	F7	43	41		300	n/a	1000	A	80	Switch / Dimmer	General working plane 1m	See Guidance Notes	1
	Control Room - MRI	1	24.0	Cellular / Ward Offices	E0604-03	25	18	Radiant Panels	Remote Sensor Adj.	Yes	Comfort Cooled Fresh Air	Central Supply and Extract	4	4	Balanced	G4	43	n/a		300	n/a	None	A	80	Switch	Desk 0.75 to 0.85m	See Guidance Notes	n/a
	Equipment Room	2	16.0	Storage Area Equipment	W1585	28	16	Radiant Panels	Remote Sensor Adj.	No	None	Central General Extract	0	3	Negative	None	43	n/a		200	n/a	None	A	80	Presence detection	Floor 0m	See Guidance Notes	n/a
	Preparation Room	1	14.0	Consulting Room	T0526-?	28	18	Radiant Panels	Remote Sensor Adj.	Yes	Comfort Cooled Fresh Air	Central Supply and Extract	3	3	Balanced	G4	43	41		300	n/a	1000	A	80	Switch	Bed / Trolley 1.45m	See Guidance Notes	1
	Injection Room	1	12.0	Consulting Room	E0715	28	18	Radiant Panels	Remote Sensor Adj.	Yes	Comfort Cooled Fresh Air	Central Supply and Extract	3	3	Balanced	G4	43	41		300	n/a	1000	A	80	Switch	Bed / Trolley 1.45m	See Guidance Notes	1
	Sub Wait	1	6.0	Waiting Room	J0132-02	28	18	Radiant Panels	Remote Sensor Adj.	Yes	Comfort Cooled Fresh Air	Central Supply and Extract	5	5	Balanced	G4	43	n/a		300	n/a	None	A	80	Switch	Floor 0m	See Guidance Notes	n/a
	Changing Cubicles	6	4.0	Changing Facilities	V0726	28	18	Radiant Panels	Remote Sensor Adj.	Yes	Comfort Cooled Fresh Air	Central Supply and Extract	6	10	positive to wc	G4	43	41		100	n/a	None	A	80	Presence detection	Floor 0m	See Guidance Notes	n/a
	Recovery Bays	1	8.0	Circulation Equipment Storage Bays	B2417-01	28	16	Adjacent Space Transfer Air	None	No	None	Central General Extract	0	3	Negative	None	43	n/a		200	n/a	None	A	80	Presence detection	Floor 0m	See Guidance Notes	n/a
	Toilets	1	3.0	Toilet	V1010	28	18	Adjacent Space Transfer Air	None	No	None	Central Dirty Extract	0	10	Negative	None	43	41		200	n/a	None	A	80	Presence detection	Floor 0m	See Guidance Notes	n/a
	Disabled Toilet	1	4.5	Toilet	V0922	28	18	Adjacent Space Transfer Air	None	No	None	Central Dirty Extract	0	10	Negative	None	43	41		200	n/a	None	A	80	Presence detection	Floor 0m	See Guidance Notes	n/a
	MRI Room	1	45.0	Diagnostic room	E0801-01	25	18	Warm Air - Reheat Battery	BMS Adjustable Sensor	Yes	Comfort Cooled Fresh Air	Central Supply and Extract	to suit location	to suit location	Balanced	F7	43	41		300	n/a	1000	A	80	Switch / Dimmer	General working plane 1m	See Guidance Notes	1
	Control Room - MRI	1	24.0	Cellular / Ward Offices	E0604-03	25	18	Radiant Panels	Remote Sensor Adj.	Yes	Comfort Cooled Fresh Air	Central Supply and Extract	4	4	Balanced	G4	43	n/a		300	n/a	None	A	80	Switch	Desk 0.75 to 0.85m	See Guidance Notes	n/a
	Equipment Room	1	16.0	Storage Area Equipment	W1585	28	16	Radiant Panels	Remote Sensor Adj.	No	None	Central General Extract	0	3	Negative	None	43	n/a		200	n/a	None	A	80	Presence detection	Floor 0m	See Guidance Notes	n/a
	Equipment Store	1	6.0	Storage Area Equipment	W1585	28	16	Radiant Panels	Remote Sensor Adj.	No	None	Central General Extract	0	3	Negative	None	43	n/a		200	n/a	None	A	80	Presence detection	Floor 0m	See Guidance Notes	n/a
	University Staff Office	1	10.0	Cellular / Ward Offices	M0251	25	18	Radiant Panels	Remote Sensor Adj.	Yes	Comfort Cooled Fresh Air	Central Supply and Extract	4	4	Balanced	G4	43	n/a		300	n/a	None	A	80	Switch	Desk 0.75 to 0.85m	See Guidance Notes	n/a
	Store Room	1	20.0	Storage Area Equipment	W1585-??	28	16	Radiant Panels	Remote Sensor Adj.	No	None	Central General Extract	0	3	Negative	None	43	n/a		200	n/a	None	A	80	Presence detection	Floor 0m	See Guidance Notes	n/a
	DSR	1	7.0	DSR	Y1510	28	18	Adjacent Space Transfer Air	None	No	None	Central Dirty Extract	0	6	Negative	None	43	60		100	n/a	None	A	90	Presence detection	Floor 0m	See Guidance Notes	n/a
	Dirty Utility	1	9.0	Dirty utility	Y0431	28	18	Adjacent Space Transfer Air	None	No	None	Central Dirty Extract	0	6	Negative	None	43	41		200	n/a	None	A	80	Presence detection	Floor 0m	See Guidance Notes	n/a
	IPS Room	1	3.0	IPS Room	Engineering	Manufacturer Dependant	Manufacturer Dependant	None	None	No	None	Central General Extract	0	3	Negative	None	43	n/a	0	n/a	n/a	None	A	80	Presence detection	Floor 0m	See Guidance Notes	n/a
Clean Utility	1	10.0	Clean Utility	T0101	28	18	Radiant Panels	Remote Sensor Adj.	Yes	Comfort Cooled Fresh Air	Central Supply Air	6	0	Positive	G4	43	41		150	n/a	None	A	80	Presence detection	General working plane 1m	See Guidance Notes	n/a	
Staff WC	1	3.0	Toilet	V1010	28	18	Adjacent Space Transfer Air	None	No	None	Central Dirty Extract	0	10	Negative	None	43	41		200	n/a	None	A	80	Presence detection	Floor 0m	See Guidance Notes	n/a	
Male Staff Changing and Lockers	1	27.0	Changing Facilities	V0726	28	18	Radiant Panels	Remote Sensor Adj.	Yes	Comfort Cooled Fresh Air	Central Supply and Extract	6	10	positive to wc	G4	43	41		100	n/a	None	A	80	Presence detection	Floor 0m	See Guidance Notes	n/a	
Female Staff Changing and Lockers	1	65.0	Changing Facilities	V0726	28	18	Radiant Panels	Remote Sensor Adj.	Yes	Comfort Cooled Fresh Air	Central Supply and Extract	6	10	positive to wc	G4	43	41		100	n/a	None	A	80	Presence detection	Floor 0m	See Guidance Notes	n/a	
Staff WC	2	3.0	Toilet	V1010	28																							

RHSC / DCN Environmental Matrix

Dept	Dept	Room Name	Qty	Room Function	ADB Code	Temp (max)	Temp (min)	Heating Type	Heating Control	Cooling (present)	Cooling (type)	Ventilation (type)	Supply (ach/hr)	Extract (ach/hr)	Relative pressure	Min filtration	Surface temp	Water temp	Safety Notes	Normal lux	Night lux	Local lux	Standby grade	Colour render	Control	Plane	Medical Location
		Superintendent/PACS Manager/Radiographers/Nursing Office	1	28.7 Cellular / Ward Offices	M0251	25	18	Radiant Panels	Remote Sensor Adj.	Yes	Comfort Cooled Fresh Air	Central Supply and Extract	4	4	Balanced	G4	43	n/a	300	n/a	None	A	80	Switch	Desk 0.75 to 0.85m	See Guidance Notes	n/a
		Meeting Room - 6 person	1	9.0 Meeting Room	H1313-02	25	18	Radiant Panels	Remote Sensor Adj.	Yes	Ceiling Cassette - Chilled Water	Central Supply and Extract	10 l/s per person	10 l/s per person	Balanced	G4	43	n/a	300	n/a	None	A	80	Switch	Desk 0.75 to 0.85m	See Guidance Notes	n/a
		Meeting Room - 4 person	2	6.0 Meeting Room	H1313-01	25	18	Radiant Panels	Remote Sensor Adj.	Yes	Ceiling Cassette - Chilled Water	Central Supply and Extract	10 l/s per person	10 l/s per person	Balanced	G4	43	n/a	300	n/a	None	A	80	Switch	Desk 0.75 to 0.85m	See Guidance Notes	n/a
		2nd Floor Desks	1	233.7 Open Plan Office	M0132-01	25	18	Radiant Panels	Remote Sensor Adj.	Yes	Comfort Cooled Fresh Air	Central Supply and Extract	4	4	Balanced	G4	43	n/a	300	n/a	None	A	80	Switch	Desk 0.75 to 0.85m	See Guidance Notes	n/a
		2nd Floor Desks	1	143.5 Open Plan Office	M0132-01	25	18	Radiant Panels	Remote Sensor Adj.	Yes	Comfort Cooled Fresh Air	Central Supply and Extract	4	4	Balanced	G4	43	n/a	300	n/a	None	A	80	Switch	Desk 0.75 to 0.85m	See Guidance Notes	n/a
		2nd Floor Desks	1	180.4 Open Plan Office	M0132-01	25	18	Radiant Panels	Remote Sensor Adj.	Yes	Comfort Cooled Fresh Air	Central Supply and Extract	4	4	Balanced	G4	43	n/a	300	n/a	None	A	80	Switch	Desk 0.75 to 0.85m	See Guidance Notes	n/a
		2nd Floor Desks	1	221.4 Open Plan Office	M0132-01	25	18	Radiant Panels	Remote Sensor Adj.	Yes	Comfort Cooled Fresh Air	Central Supply and Extract	4	4	Balanced	G4	43	n/a	300	n/a	None	A	80	Switch	Desk 0.75 to 0.85m	See Guidance Notes	n/a
		2nd Floor Desks	1	69.7 Open Plan Office	M0132-01	25	18	Radiant Panels	Remote Sensor Adj.	Yes	Comfort Cooled Fresh Air	Central Supply and Extract	4	4	Balanced	G4	43	n/a	300	n/a	None	A	80	Switch	Desk 0.75 to 0.85m	See Guidance Notes	n/a
		2nd Floor Desks	1	147.6 Open Plan Office	M0132-01	25	18	Radiant Panels	Remote Sensor Adj.	Yes	Comfort Cooled Fresh Air	Central Supply and Extract	4	4	Balanced	G4	43	n/a	300	n/a	None	A	80	Switch	Desk 0.75 to 0.85m	See Guidance Notes	n/a
		2nd Floor Desks	1	180.4 Open Plan Office	M0132-01	25	18	Radiant Panels	Remote Sensor Adj.	Yes	Comfort Cooled Fresh Air	Central Supply and Extract	4	4	Balanced	G4	43	n/a	300	n/a	None	A	80	Switch	Desk 0.75 to 0.85m	See Guidance Notes	n/a
		Meeting Room - 4 person	7	6.0 Cellular / Ward Offices	M0251	25	18	Radiant Panels	Remote Sensor Adj.	Yes	Comfort Cooled Fresh Air	Central Supply and Extract	4	4	Balanced	G4	43	n/a	300	n/a	None	A	80	Switch	Desk 0.75 to 0.85m	See Guidance Notes	n/a
		Meeting Room - 6 person	2	9.0 Cellular / Ward Offices	M0251	25	18	Radiant Panels	Remote Sensor Adj.	Yes	Comfort Cooled Fresh Air	Central Supply and Extract	4	4	Balanced	G4	43	n/a	300	n/a	None	A	80	Switch	Desk 0.75 to 0.85m	See Guidance Notes	n/a
		Dictation/ 1:1/Phone Booth	18	4.2 Cellular / Ward Offices	M0251-01	25	18	Radiant Panels	Remote Sensor Adj.	Yes	Comfort Cooled Fresh Air	Central Supply and Extract	4	4	Balanced	G4	43	n/a	300	n/a	None	A	80	Switch	Desk 0.75 to 0.85m	See Guidance Notes	n/a
		WC - Wheelchair Accessible	2	4.5 Toilet	V0922	28	18	Adjacent Space Transfer Air	None	No	None	Central Dirty Extract	0	10	Negative	None	43	41	200	n/a	None	A	80	Presence detection	Floor 0m	See Guidance Notes	n/a
		WC - Staff (Male)	1	17.0 Toilet	V1010	28	18	Adjacent Space Transfer Air	None	No	None	Central Dirty Extract	0	10	Negative	None	43	41	200	n/a	None	A	80	Presence detection	Floor 0m	See Guidance Notes	n/a
		WC - Staff (Male)	1	11.0 toilet	V1010	28	18	Adjacent Space Transfer Air	None	No	None	Central Dirty Extract	0	10	Negative	None	43	41	200	n/a	None	A	80	Presence detection	Floor 0m	See Guidance Notes	n/a
		WC - Staff (Female)	1	18.0 toilet	V1010	28	18	Adjacent Space Transfer Air	None	No	None	Central Dirty Extract	0	10	Negative	None	43	41	200	n/a	None	A	80	Presence detection	Floor 0m	See Guidance Notes	n/a
		WC - Staff (Female)	1	21.0 Toilet	V1010	28	18	Adjacent Space Transfer Air	None	No	None	Central Dirty Extract	0	10	Negative	None	43	41	200	n/a	None	A	80	Presence detection	Floor 0m	See Guidance Notes	n/a
		Store Clinical	1	24.0 Storage Area Equipment	W1585	28	16	Radiant Panels	Remote Sensor Adj.	No	None	Central General Extract	0	3	Negative	None	43	n/a	200	n/a	None	A	80	Presence detection	Floor 0m	See Guidance Notes	n/a
		Beverage Bay	1	3.0 Tea Making	P0625	28	18	Adjacent Space Transfer Air	None	No	None	Central General Extract	0	5	Negative	None	43	41	200	n/a	None	A	80	switch	Floor 0m	See Guidance Notes	n/a
		Printer/Photocopier Room	1	16.0 Cellular / Ward Offices	M0251	25	18	Radiant Panels	Remote Sensor Adj.	Yes	Comfort Cooled Fresh Air	Central Supply and Extract	4	4	Balanced	G4	43	n/a	300	n/a	None	A	80	Switch	Desk 0.75 to 0.85m	See Guidance Notes	n/a
		Staff Room	1	12.0 Common room/staff room/lounge	D0608-03	28	18	Radiant Panels	Remote Sensor Adj.	Yes	Comfort Cooled Fresh Air	Central Supply and Extract	6	8	Negative	G4	43	41	300	n/a	None	A	80	Switch	Floor 0m	See Guidance Notes	n/a
		DSR	2	7.0 DSR	Y1510	28	18	Adjacent Space Transfer Air	None	No	None	Central Dirty Extract	0	10	Negative	None	43	60	100	n/a	None	A	90	Presence detection	Floor 0m	See Guidance Notes	n/a
		Disposal Hold (small)	1	4.0 Disposal Hold	Y0646	28	18	Adjacent Space Transfer Air	None	No	None	Central Dirty Extract	0	10	Negative	None	43	n/a	100	n/a	None	A	90	Presence detection	Floor 0m	See Guidance Notes	n/a
		4th Floor Desks	1	213.0 Open Plan Office	M0132-02	25	18	Radiant Panels	Remote Sensor Adj.	Yes	Comfort Cooled Fresh Air	Central Supply and Extract	4	4	Balanced	G4	43	n/a	300	n/a	None	A	80	Switch	Desk 0.75 to 0.85m	See Guidance Notes	n/a
		Meeting Room - 4 person	1	6.0 Meeting Room	H1313-01	25	18	Radiant Panels	Remote Sensor Adj.	Yes	Ceiling Cassette - Chilled Water	Central Supply and Extract	10 l/s per person	10 l/s per person	Balanced	G4	43	n/a	300	n/a	None	A	80	Switch	Desk 0.75 to 0.85m	See Guidance Notes	n/a
		Meeting Room - 6 person	1	4.0 Meeting Room	H1313-02	25	18	Radiant Panels	Remote Sensor Adj.	Yes	Ceiling Cassette - Chilled Water	Central Supply and Extract	10 l/s per person	10 l/s per person	Balanced	G4	43	n/a	300	n/a	None	A	80	Switch	Desk 0.75 to 0.85m	See Guidance Notes	n/a
		Dictation/ 1:1/Phone Booth	2	4.2 Cellular / Ward Offices	M0251-01	25	18	Radiant Panels	Remote Sensor Adj.	Yes	Comfort Cooled Fresh Air	Central Supply and Extract	4	4	Balanced	G4	43	n/a	300	n/a	None	A	80	Switch	Desk 0.75 to 0.85m	See Guidance Notes	n/a
		Management Conference Room	2	26.0 Meeting Room	H1313-03	25	18	Radiant Panels	Remote Sensor Adj.	Yes	Ceiling Cassette - Chilled Water	Central Supply and Extract	10 l/s per person	10 l/s per person	Balanced	G4	43	n/a	300	n/a	None	A	80	Switch	Desk 0.75 to 0.85m	See Guidance Notes	n/a
		WC - Wheelchair Accessible	1	4.5 toilet	V0922	28	18	Adjacent Space Transfer Air	None	No	None	Central Dirty Extract	0	10	Negative	None	43	41	200	n/a	None	A	80	Presence detection	Floor 0m	See Guidance Notes	n/a
		WC - Staff (Male)	1	8.0 Toilet	V1010	28	18	Adjacent Space Transfer Air	None	No	None	Central Dirty Extract	0	10	Negative	None	43	41	200	n/a	None	A	80	Presence detection	Floor 0m	See Guidance Notes	n/a
		WC - Staff (Female)	1	11.0 Toilet	V1010	28	18	Adjacent Space Transfer Air	None	No	None	Central Dirty Extract	0	10	Negative	None	43	41	200	n/a	None	A	80	Presence detection	Floor 0m	See Guidance Notes	n/a
		Store Management	1	6.0 Cellular / Ward Offices	M0251	25	18	Radiant Panels	Remote Sensor Adj.	Yes	Comfort Cooled Fresh Air	Central Supply and Extract	4	4	Balanced	G4	43	n/a	300	n/a	None	A	80	Switch	Desk 0.75 to 0.85m	See Guidance Notes	n/a
		Store Management	1	10.0 Cellular / Ward Offices	M0251	25	18	Radiant Panels	Remote Sensor Adj.	Yes	Comfort Cooled Fresh Air	Central Supply and Extract	4	4	Balanced	G4	43	n/a	300	n/a	None	A	80	Switch	Desk 0.75 to 0.85m	See Guidance Notes	n/a
		Beverage Bay	1	3.0 Tea Making	P0625	28	18	Adjacent Space Transfer Air	None	No	None	Central General Extract	0	5	Negative	None	43	41	200	n/a	None	A	80	switch	Floor 0m	See Guidance Notes	n/a
		Printer/Photocopier Room	1	6.0 Cellular / Ward Offices	M0251	25	18	Radiant Panels	Remote Sensor Adj.	Yes	Comfort Cooled Fresh Air	Central Supply and Extract	4	4	Balanced	G4	43	n/a	300	n/a	None	A	80	Switch	Desk 0.75 to 0.85m	See Guidance Notes	n/a
		Staff Room	2	6.0 Common room/staff room/lounge	D0608-03	28	18	Radiant Panels	Remote Sensor Adj.	Yes	Comfort Cooled Fresh Air	Central Supply and Extract	6	8	Negative	G4	43	41	300	n/a	None	A	80	Switch	Floor 0m	See Guidance Notes	n/a
		DSR	1	7.0 DSR	Y1510	28	18	Adjacent Space Transfer Air	None	No	None	Central Dirty Extract	0	10	Negative	None	43	60	100	n/a	None	A	90	Presence detection	Floor 0m	See Guidance Notes	n/a
		Disposal Hold (small)	1	4.0 Disposal Hold	Y0646	28	18	Adjacent Space Transfer Air	None	No	None	Central Dirty Extract	0	10	Negative	None	43	n/a	100	n/a	None	A	90	Presence detection	Floor 0m	See Guidance Notes	n/a
		Receipt / Dispatch Counter	1	6.0 Reception	J0132-01	28	18	Radiant Panels	Remote Sensor Adj.	Yes	Comfort Cooled Fresh Air	Central Supply Air	4	4	Balanced	G4	43	n/a	300	n/a	None	A	80	Switch	Desk 0.75 to 0.85m	See Guidance Notes	n/a
		Trolley Area	1	6.0 Circulation Equipment Storage Bays	J1624	28	16	Adjacent Space Transfer Air	None	No	None	Central General Extract	0	3	Negative	None	43	n/a	200	n/a	None	A	80	Presence detection	Floor 0m	See Guidance Notes	n/a
		RHSC Office	1	15.0 Cellular / Ward Offices	M0251	25	18	Radiant Panels	Remote Sensor Adj.	Yes	Comfort Cooled Fresh Air	Central Supply and Extract	4	4	Balanced	G4	43	n/a	300	n/a	None	A	80	Switch	Desk 0.75 to 0.85m	See Guidance Notes	n/a
		RHSC & DCN Records Library (160,000 records)	1	368.0 Storage Area Equipment	W1585-??	28	16	Radiant Panels	Remote Sensor Adj.	No	None	Central General Extract	0	3	Negative	None	43	n/a	200	n/a	None	A	80	Presence detection	Floor 0m	See Guidance Notes	n/a
		Assistant Health Records Manager / Supervisors	1	12.0 Cellular / Ward Offices	M0251	25	18	Radiant Panels	Remote Sensor Adj.	Yes	Comfort Cooled Fresh Air	Central Supply and Extract	4	4	Balanced	G4	43	n/a	300	n/a	None	A	80	Switch	Desk 0.75 to 0.85m	See Guidance Notes	n/a
		WC Staff	1	3.0 Toilet	V1010	28	18	Adjacent Space Transfer Air	None	No	None	Central Dirty Extract	0	10	Negative	None	43	41	200	n/a	None	A	80	Presence detection	Floor 0m	See Guidance Notes	n/a
		RHSC / DCN Office 17 Person	3	3.0 Open Plan Office	M0132-01	25	18	Radiant Panels	Remote Sensor Adj.	Yes	Comfort Cooled Fresh Air	Central Supply and Extract	4	4	Balanced	G4	43	n/a	300	n/a	None	A	80	Switch	Desk 0.75 to 0.85m	See Guidance Notes	n/a
		Receipt Bay	1	3.0 Circulation Areas	cds	28	18	underfloor heating / none to suit location	BMS Adjustable Sensor	No	None	to suit location	to suit location	to suit location	Balanced	G4	43	41	200	n/a	None	A	80	presence detection	Floor 0m	See Guidance Notes	n/a
		Dry Goods	1	9.0 Storage Area Equipment	W1585-??	28	16	Radiant Panels	Remote Sensor Adj.	No	None	Central General Extract	0	3	Negative	None	43	n/a	200	n/a	None	A	80	Presence detection	Floor 0m	See Guidance Notes	n/a
		Kitchen Equipment	1	6.0 Storage Area Equipment	W1585-??	28	16	Radiant Panels	Remote Sensor Adj.	No	None	Central General Extract	0	3	Negative	None	43	n/a	200	n/a	None	A	80	Presence detection	Floor 0m	See Guidance Notes	n/a
		Refuse	1	10.0 Storage Area Equipment	W1585-??	28	16	Radiant Panels	Remote Sensor Adj.	No	None	Central General Extract	0	3	Negative	None	43	n/a	200	n/a	None	A	80	Presence detection	Floor 0m	See Guidance Notes	n/a
		Disposables / Detergent	1	6.0 DSR	Y1510	28	18	Adjacent Space Transfer Air	None	No	None</																

RHSC / DCN Environmental Matrix

Dept	Dept	Room Name	Qty	Room Function	ADB Code	Temp (max)	Temp (min)	Heating Type	Heating Control	Cooling (present)	Cooling (type)	Ventilation (type)	Supply (ach/hr)	Extract (ach/hr)	Relative pressure	Min filtration	Surface temp	Water temp	Safety Notes	Normal lux	Night lux	Local lux	Standby grade	Colour render	Control	Plane	Medical Location	
		Temperature Controlled Sandwich Prep	1	18.0	CDS	cds	12	10	None	None	Yes	Ceiling Cassette - Chilled Water	General Supply and Extract	4	4	Balanced	G4	43	41	500	n/a	None	A	80	Switch	General working plane 1m	See Guidance Notes	n/a
		Weighing	1	7.0	CDS	cds	28	18	None	None	Yes	Ceiling Cassette - Chilled Water	Central Supply and Extract	DW172 Dependant	DW172 Dependant	Negative	G4	43	60	300	n/a	None	A	80	Switch	General working plane 1m	See Guidance Notes	n/a
		Clean Trolleys Park	1	21.5	CDS	cds	28	16	Adjacent Space Transfer Air	None	No	None	General Supply and Extract	1	2	Negative	None	n/a	n/a	200	n/a	None	A	80	Presence detection	Floor 0m	See Guidance Notes	n/a
		Bakery Preparation	1	13.0	CDS	cds	12	10	None	None	Yes	Ceiling Cassette - Chilled Water	General Supply and Extract	4	4	Balanced	G4	43	41	500	n/a	None	A	80	Switch	General working plane 1m	See Guidance Notes	n/a
		Returned Trolleys	1	25.0	CDS	cds	28	16	Adjacent Space Transfer Air	None	No	None	General Supply and Extract	1	2	Negative	None	n/a	n/a	300	n/a	None	A	80	Presence detection	Floor 0m	See Guidance Notes	n/a
		Trolley Wash Area	1	6.0	CDS	cds	28	16	Adjacent Space Transfer Air	None	No	None	General Supply and Extract	2	3	Negative	None	43	41	300	n/a	None	A	80	Switch	General working plane 1m	See Guidance Notes	n/a
		Office 5 person	1	20.5	Cellular / Ward Offices	M0251	25	18	Radiant Panels	Remote Sensor Adj.	Yes	Comfort Cooled Fresh Air	Central Supply and Extract	4	4	Balanced	G4	43	n/a	300	n/a	None	A	80	Switch	Desk 0.75 to 0.85m	See Guidance Notes	n/a
		Female Staff Changing inc Shower	1	13.0	Changing Facilities	V0554	28	18	Radiant Panels	Remote Sensor Adj.	Yes	Comfort Cooled Fresh Air	Central Supply and Extract	6	10	positive to wc	G4	43	41	100	n/a	None	A	80	Presence detection	Floor 0m	See Guidance Notes	n/a
		Male Staff Changing inc Shower	1	10.0	Changing Facilities	V0726	28	18	Radiant Panels	Remote Sensor Adj.	Yes	Comfort Cooled Fresh Air	Central Supply and Extract	6	10	positive to wc	G4	43	41	100	n/a	None	A	80	Presence detection	Floor 0m	See Guidance Notes	n/a
		DSR	1	7.0	DSR	Y1510	28	18	Adjacent Space Transfer Air	None	No	None	Central Dirty Extract	0	10	Negative	None	43	60	300	n/a	None	A	80	Switch	Floor 0m	See Guidance Notes	n/a
S2	e-Health Infrastructure	Core Server Room	1	40.0	IT equipment (comms server)	Engineering	25	18	None	None	Yes	Ceiling Cassette - Chilled Water	Central General Extract	0	2	Negative	None	n/a	n/a	300	n/a	None	A	80	Switch	Floor 0m	See Guidance Notes	n/a
		Domestic Service Office	1	20.5	Cellular / Ward Offices	M0251	25	18	Radiant Panels	Remote Sensor Adj.	Yes	Comfort Cooled Fresh Air	Central Supply and Extract	4	4	Balanced	G4	43	n/a	300	n/a	None	A	80	Switch	Desk 0.75 to 0.85m	See Guidance Notes	n/a
		Dictation 1:1/Phone Booth	1	4.2	Cellular / Ward Offices	M0251-01	25	18	Radiant Panels	Remote Sensor Adj.	Yes	Comfort Cooled Fresh Air	Central Supply and Extract	4	4	Balanced	G4	43	n/a	300	n/a	None	A	80	Switch	Desk 0.75 to 0.85m	See Guidance Notes	n/a
		Sanitary Bins Store	1	6.0	Dirty utility	Y0431	28	18	Adjacent Space Transfer Air	None	No	None	Central Dirty Extract	0	6	Negative	None	43	41	200	n/a	None	A	80	Presence detection	Floor 0m	See Guidance Notes	n/a
		Bulk Equipment Store	1	10.0	Storage Area Equipment	W1585-??	28	16	Radiant Panels	Remote Sensor Adj.	No	None	Central General Extract	0	3	Negative	None	43	n/a	200	n/a	None	A	80	Presence detection	Floor 0m	See Guidance Notes	n/a
		Supplies Store	1	20.0	Storage Area Equipment	W1585-??	28	16	Radiant Panels	Remote Sensor Adj.	No	None	Central General Extract	0	3	Negative	None	43	n/a	200	n/a	None	A	80	Presence detection	Floor 0m	See Guidance Notes	n/a
		Linen Pool (Clean)	1	32.0	Linen Bay	W1594-01	28	16	Adjacent Space Transfer Air	None	No	None	Central Extract	0	3	Negative	None	43	n/a	200	n/a	None	A	80	Presence detection	Floor 0m	See Guidance Notes	n/a
		Linen Pool (Dirty)	1	32.0	Dirty utility	Y0431	28	18	Adjacent Space Transfer Air	None	No	None	Central Dirty Extract	0	6	Negative	None	43	41	200	n/a	None	A	80	Presence detection	Floor 0m	See Guidance Notes	n/a
		Storage/Holding Area	1	100.0	Storage Area Equipment	W1585-??	28	16	Radiant Panels	Remote Sensor Adj.	No	None	Central General Extract	0	3	Negative	None	43	n/a	200	n/a	None	A	80	Presence detection	Floor 0m	See Guidance Notes	n/a
		Porters Office	1	10.0	Cellular / Ward Offices	M0251	25	18	Radiant Panels	Remote Sensor Adj.	Yes	Comfort Cooled Fresh Air	Central Supply and Extract	4	4	Balanced	G4	43	n/a	300	n/a	None	A	80	Switch	Desk 0.75 to 0.85m	See Guidance Notes	n/a
		Office	1	3.0	Tea Making	P0625	28	18	Adjacent Space Transfer Air	None	No	None	Central General Extract	0	5	Negative	None	43	41	200	n/a	None	A	80	switch	Floor 0m	See Guidance Notes	n/a
		Mailroom	1	20.0	Cellular / Ward Offices	M0251	25	18	Radiant Panels	Remote Sensor Adj.	Yes	Comfort Cooled Fresh Air	Central Supply and Extract	4	4	Balanced	G4	43	n/a	300	n/a	None	A	80	Switch	Desk 0.75 to 0.85m	See Guidance Notes	n/a
		Female Staff Changing , Shower, WC & Lockers	1	240.0	Changing Facilities	V0554	28	18	Radiant Panels	Remote Sensor Adj.	Yes	Comfort Cooled Fresh Air	Central Supply and Extract	6	10	positive to wc	G4	43	41	100	n/a	None	A	80	Presence detection	Floor 0m	See Guidance Notes	n/a
		Male Staff Changing , Shower, WC & Lockers	1	100.0	Changing Facilities	V0554-01	28	18	Radiant Panels	Remote Sensor Adj.	Yes	Comfort Cooled Fresh Air	Central Supply and Extract	6	10	positive to wc	G4	43	41	100	n/a	None	A	80	Presence detection	Floor 0m	See Guidance Notes	n/a
		Bay for Token Machine	1	5.0	Circulation Equipment Storage Bays	P0808	28	16	Adjacent Space Transfer Air	None	No	None	Central General Extract	0	3	Negative	None	43	n/a	200	n/a	None	A	80	Presence detection	Floor 0m	See Guidance Notes	n/a
		DSR	1	7.0	DSR	Y1510	28	18	Adjacent Space Transfer Air	None	No	None	Central Dirty Extract	0	10	Negative	None	43	60	100	n/a	None	A	90	Presence detection	Floor 0m	See Guidance Notes	n/a
		Workshop (NPD)	1	45.0	Small Workshop	K0421	28	18	Radiant Panels	Remote Sensor Adj.	Yes	Comfort Cooled Fresh Air	Central Supply and Extract	4	6	Negative	G4	43	41	300	n/a	None	A	80	Switch	Desk 0.75 to 0.85m	See Guidance Notes	n/a
		Workshop (NHSL)	1	30.0	Small Workshop	K0421	28	18	Radiant Panels	Remote Sensor Adj.	Yes	Comfort Cooled Fresh Air	Central Supply and Extract	4	6	Negative	G4	43	41	300	n/a	None	A	80	Switch	Desk 0.75 to 0.85m	See Guidance Notes	n/a
		Store	1	30.0	Storage Area Equipment	W1585	28	16	Radiant Panels	Remote Sensor Adj.	No	None	Central General Extract	0	3	Negative	None	43	n/a	200	n/a	None	A	80	Presence detection	Floor 0m	See Guidance Notes	n/a
		Staff Room (4th floor)	1	12.0	Common room/staff room/lounge	D0608-03	28	18	Radiant Panels	Remote Sensor Adj.	Yes	Comfort Cooled Fresh Air	Central Supply and Extract	6	8	Negative	G4	43	41	300	n/a	None	A	80	Switch	Floor 0m	See Guidance Notes	n/a
		BMS Room	1	10.0	IT equipment (comms server)	query	25	18	None	None	Yes	Ceiling Cassette - Chilled Water	Central General Extract	0	2	Negative	None	n/a	n/a	300	n/a	None	A	80	Switch	Floor 0m	See Guidance Notes	n/a
		Staff Change	1	15.0	Changing Facilities	V0726	28	18	Radiant Panels	Remote Sensor Adj.	Yes	Comfort Cooled Fresh Air	Central Supply and Extract	6	10	positive to wc	G4	43	41	100	n/a	None	A	80	Presence detection	Floor 0m	See Guidance Notes	n/a
		Staff WC	1	3.0	Toilet	V1010	28	18	Adjacent Space Transfer Air	None	No	None	Central Dirty Extract	0	10	Negative	None	43	41	200	n/a	None	A	80	Presence detection	Floor 0m	See Guidance Notes	n/a
		Shower	2	2.5	Bathroom	V1643	28	20	Adjacent Space Transfer Air	None	No	None	Central Dirty Extract	0	10	Negative	None	43	41	200	n/a	None	A	80	Presence detection	Floor 0m	See Guidance Notes	n/a
		Restaurant	1	157.0	Eating/Drinking	D0608-02	28	18	Radiant Panels	Remote Sensor Adj.	Yes	Comfort Cooled Fresh Air	Central Supply and Extract	10 l/s per person	10 l/s per person	Balanced	G4	43	41	300	n/a	None	A	80	Switch	Floor 0m	See Guidance Notes	n/a
		Storage/Dishwashing	1	25.0	Storage Area Equipment	W1585-??	28	16	Radiant Panels	Remote Sensor Adj.	No	None	Central General Extract	0	3	Negative	None	43	n/a	200	n/a	None	A	80	Presence detection	Floor 0m	See Guidance Notes	n/a
		Male WC	2	3.0	Toilet	V1010	28	18	Adjacent Space Transfer Air	None	No	None	Central Dirty Extract	0	10	Negative	None	43	41	200	n/a	None	A	80	Presence detection	Floor 0m	See Guidance Notes	n/a
		DSR	1	7.0	DSR	Y1510	28	18	Adjacent Space Transfer Air	None	No	None	Central Dirty Extract	0	10	Negative	None	43	60	100	n/a	None	A	90	Presence detection	Floor 0m	See Guidance Notes	n/a
		Female WC	2	3.0	Toilet	V1010	28	18	Adjacent Space Transfer Air	None	No	None	Central Dirty Extract	0	10	Negative	None	43	41	200	n/a	None	A	80	Presence detection	Floor 0m	See Guidance Notes	n/a
S8	Sterile Support Store	Trolley Holding Bay	1	23	Circulation Equipment Storage Bays	J1624	28	16	Adjacent Space Transfer Air	None	No	None	Central General Extract	0	3	Negative	None	43	n/a	200	n/a	None	A	80	Presence detection	Floor 0m	See Guidance Notes	n/a
		RFSS Changing / Support	1	29	Changing Facilities	V0726	28	18	Radiant Panels	Remote Sensor Adj.	Yes	Comfort Cooled Fresh Air	Central Supply and Extract	6	10	positive to wc	G4	43	41	100	n/a	None	A	80	Presence detection	Floor 0m	See Guidance Notes	n/a
		Bed Bay	1	3.4	Circulation Equipment Storage Bays	G0180-06	28	16	Adjacent Space Transfer Air	None	No	None	Central General Extract	0	3	Negative	None	43	n/a	200	n/a	None	A	80	Presence detection	Floor 0m	See Guidance Notes	n/a
		WC Ambulant	1	3	Toilet	V1010	28	18	Adjacent Space Transfer Air	None	No	None	Central Dirty Extract	0	10	Negative	None	43	41	200	n/a	None	A	80	Presence detection	Floor 0m	See Guidance Notes	n/a
		RFSS Medical Equipment Store	1	6	Storage Area Equipment	W1585-??	28	16	Radiant Panels	Remote Sensor Adj.	No	None	Central General Extract	0	3	Negative	None	43	n/a	200	n/a	None	A	80	Presence detection	Floor 0m	See Guidance Notes	n/a
T1	Plant	IT Node Rooms	25	9.0	IT equipment (comms server)	query	25	18	None	None	Yes	Ceiling Cassette - Chilled Water	Central General Extract	0	2	Negative	None	n/a	n/a	300	n/a	None	A	80	Switch	Floor 0m	See Guidance Notes	n/a
		Main Lab	1	120.0	Laboratory	L1804	25	18	Radiant Panels	Remote Sensor Adj.	Yes	Ceiling Cassette - Chilled Water	Central Supply and Extract	6	6	Balanced	F7	43	60	500	n/a	None	A	80	Switch	Desk 0.75 to 0.85m	See Guidance Notes	n/a
		Utility Area Wash Up	1	12.0	Laboratory	L1804	25	18	Radiant Panels	Remote Sensor Adj.	Yes	Ceiling Cassette - Chilled Water	Central Supply and Extract	6	6	Balanced	F7	43	60	500	n/a	None	A	80	Switch	Desk 0.75 to 0.85m	See Guidance Notes	n/a
		Temp Controlled Store	1	15.2	Laboratory	L1804	25	18	Radiant Panels	Remote Sensor Adj.	Yes	Ceiling Cassette - Chilled Water	Central Supply and Extract	6	6	Balanced	F7	43	60	500	n/a	None	A	80	Switch	Desk 0.75 to 0.85m	See Guidance Notes	n/a
		DSR	1	8.0	DSR	Y1510	28	18	Adjacent Space Transfer Air	None	No	None	Central Dirty Extract	0	10	Negative	None	43	60	100	n/a	None	A	90	Presence detection	Floor 0m	See Guidance Notes	n/a
		Record Store	1	15.0	Storage Area Equipment	W1585-??	28	16	Radiant Panels	Remote Sensor Adj.	No	None	Central General Extract	0	3	Negative	None	43	n/a	200	n/a	None	A	80	Presence detection	Floor 0m	See Guidance Notes	n/a
		Disposal Hold	1	10.0	Disposal Hold	Y0646	28	18	Adjacent Space Transfer Air	None	No																	



From: Greer, Graeme [redacted]
Sent: 11 November 2014 15:46
To: Stacey McClatchie [redacted]; Ken Hall
 [redacted]; McKechnie, Stewart [redacted];
 Brendan.Rooney [redacted]; Brown, Maureen [redacted];
 [redacted]; Macrae, Colin [redacted]; Halcrow, Fiona [redacted];
 [redacted]; Stillie, David [redacted];
 [redacted]; Davidson, Stuart X [redacted]

Subject: RE: Environmental Matrix NHSL Comments Feedback
Attachments: 111114 RDD Part 4 Enviro Matrix comments.docx

Dear all,

Notes attached from todays meeting,

Kind Regards
Graeme

-----Original Appointment-----

From: Stacey McClatchie [redacted]
Sent: 07 November 2014 14:17
To: Stacey McClatchie; Ken Hall; 'McKechnie, Stewart'; 'brendan.rooney' [redacted]; Greer, Graeme; Brown, Maureen; Macrae, Colin; Halcrow, Fiona [redacted]; Stillie, David; Davidson, Stuart X [redacted]
Subject: Environmental Matrix NHSL Comments Feedback
When: 11 November 2014 14:00-16:00 (UTC) Dublin, Edinburgh, Lisbon, London.
Where: MacKinlay Room

When: 11 November 2014 14:00-16:00 (GMT) Greenwich Mean Time : Dublin, Edinburgh, Lisbon, London.

Where: MacKinlay Room

Note: The GMT offset above does not reflect daylight saving time adjustments.

~~*~*~*~*~*~*~*~*

Mo,

Can you please forward to the necessary attendees from the NHS.

Thanks,

Stacey

Please consider the environment before printing this e-mail.

This email and any attachments are confidential and may be legally privileged (in which case neither is waived or lost by mistaken delivery). The contents of this email, including any attachments, are intended

solely for the use of the individual or entity to whom they are addressed. Any unauthorised use is expressly prohibited. We do not waive any privilege, confidentiality or copyright associated with it. Brookfield collects personal information to provide and market our services (see our privacy policy at <http://www.au.brookfield.com> for more information about use, disclosure and access). Brookfield's liability in connection with transmitting, unauthorised access to, or viruses in this message and its attachments, is limited to re-supplying this message and its attachments

Message protected by MailControl: e-mail anti-virus, anti-spam and content filtering.
<http://www.mailcontrol.com>

“Project Co shall update the Environmental Matrix to reflect the following Board comments

- Update the Environmental Matrix shall be updated by Project Co to reflect all the rooms and room types in the proposed Facility, this should be based on an updated Schedule of Accommodation that has been commented on separately by the Board. This also needs to reflect the names and room numbers in the GSU table.
- Include the requirements contained in the Clinical Output Specification including but not limited to the requirement that theatre temperatures are to be able to be raised to 31°C for certain operations
- Measures shall be assessed, modelled and implemented to demonstrate that the internal air temperature of the following room types to reduce the temperature control from 28°C to 25°C
 - Treatment Rooms;
 - Consulting Rooms;
 - Laboratory;
 - Physiotherapy Studio;
 - Recovery.

These room shall not exceed the maximum acceptable level of 25°C for more than 50 hours per annum

- Detailed proposal awaited on bedroom ventilation to achieve balanced/negative pressure relative to corridor.
- Colour rendering all stated as 80 where certain areas should be 90
- There also need to have a consistent approach e.g. guidance notes and ED body view room stated as 28 -8, bereavement suite body view room stated as 25 -8.
- Further discussion is required on the minimum temperate requirement for the Body View Room.

Royal Hospital for Sick Children and Department for Clinical Neurosciences - Edinburgh

RHSC / DCN RDS Environmental Matrix

Dept Code	Index
~	Cover
~	Guidance Notes
~	Room Function Reference Sheet
A1 - A4	Front Door - A&E / Assessment Ward
B1	Critical Care / HDU / Neonatal Surgery
C1- C5	RHSC In Patient Pathway / Ward Care
D1 - D10	RHSC Ambulatory Care
E1	Pod
F1	Child and Adolescent Mental Health
G2 - G3	Clinical Support
H1 - H3	Academic
I1 - I2	Facilities / Infrastructure Support Services
J1 - J2	Patient / Family Support
K1 - K2	Family Facilities
L1 - L2	DCN In Patient Pathway / Ward Care
M1- M4	DCN Support Space
N1	DCN Out Patient Departments
P1	Combined Theatres
Q1	Combined Radiology
R1 - R2	Office / Admin Support Services
S1 - S7	Combined Facilities / Infrastructure Support Services
T1	Plant
U1	Shelled Space

Rev	By	Description	Date

Environmental Matrix - Guidance Notes

- 1 This workbook is prepared for the Financial Close Stage as an easier reference tool to replace ADB RDS M&E Sheets for the Environmental Criteria elements as described on these sheets.
- 2 The services matrices are produced from the Schedule of Accommodation Sheets.
- 3 The design of the HVAC systems to the theatres shall be in accordance with SHTM 03-01.
- 4 Where radiant panels are indicated in any room in these matrices, detailed design development may remove the need for these without detriment to environmental temperature. This design development is dependant on actual room layout - i.e. whether a room is located adjacent to an external wall, ground bearing floor, roof surface or is internal.
- 5 Ventilation air change rates and the use of natural ventilation in Patient Areas shall be reviewed throughout the detail design process to ensure a maximum internal temperature of 25°C (dry bulb) is not exceeded during normal occupancy. This criteria shall also apply to cellular and open plan office spaces.
- 6 Maximum internal temperatures listed relate to normal occupancy and Summer Design Conditions ; External Summer Conditions for Cooling Plant Selection as per SHTM2025.Enthalpy 54kJ/kgda.26deg°Cdb,19deg°C wb. External Winter Conditions as per CIBSE Guide A Table A 2.2 for locality = - 6°C for Heat Losses, and as SHTM 2025 for locality = -10°C for AHU Ventilation Plant design.
- 7 Examination lamp notes where listed are provisional. Detailed requirements (fixed, mobile, illumination) will be detailed on C sheets as agreed from signed off 1:50 RDS, which shall take precedence over this schedule.
- 8 All lighting levels are derived from CIBSE Lighting Guide LG2.
- 9 Colour rendering refers to CIBSE Lighting Design Guide and will be applied throughout.
"80" : Normal
"90" - Enhanced to provide close as possible match to natural light for clinical purposes
- 10 Thermostatic Mixing Devices - SHTM 04-01 Guidance shall be employed for specific TRV Type versus listed Area/Activity.
- 11 Standby Lighting to be Grade A throughout .
- 12 The internal temperature in naturally or mechanically ventilated rooms shall not exceed the maximum temperature as listed on these Environmental Matrices provided external summer design criteria is not exceeded .
- 13 Local Radiant Panel PICV's shall have adjustable sensors.
- 14 Local Control BMS Temperature Sensors for ducted reheat zones and chilled water cassettes for hotspots shall be provided with local range adjustment to +/- 2°C of BMS Set Point. BMS set point shall be adjustable via operator/user dialogue through formal FM
- 15 **Typical bedroom** - Design Criteria - SHTM 03-01 Clause 2.11 - internal temperatures in patient areas should not exceed 28°C db for more than 50 hrs per year. Appendix 1 SHTM 03-01 gives 18°C to 28°C float range. NHSL however require that the maximum internal design temperature should not exceed 25°C for more than 50 hrs per year.
HDU bed areas - Design Criteria - HBN 57 gives specific guidance as well as SHTM 03-01 - Appendix 1 for air change rates - 10ac/hr Supply, 18°C to 25°C control range. (Capability shall be provided but not at the summer and winter external ambient design extremes against the internal maximum and minimum range conditions).
The department will be comfort cooled and controlled on a zonal basis.
Central AHU to be provided with blank section for future provision of humidification.
Post theatre recovery areas - Design Criteria - SHTM 03-01 - Appendix 1 for air change rates - 15ac/hr S&E , 18°C to 25°C control range.(Capability shall be provided but not at the summer and winter external ambient design extremes against the maximum and minimum range conditions).
Critical Care areas - Design Criteria - SHTM 03-01 - Appendix 1 for air change rates - 10ac/hr Supply , 18°C to 25°C control range.(Capability shall be provided but not at the summer and winter external ambient design extremes against the maximum and minimum range conditions). NHSL may require specific rooms to have a control range up to 28°C.
Central AHU to be provided with blank section for future provision of humidification.
- 16 **Corridor** ventilation may be either mechanical or where the opportunity exists natural. To be determined during detailed design with due regard to clinical functionality.
- 17 **Single Room WC** - SHTM 03-01 Appendix 1 suggests 3ac/hr extract air change rate only. We have applied 10ac/hr extract rate to provide a more robust rate of extract.
- 18 **Diagnostic Rooms** - (X Ray, CT Scanner, MRI Scanners, Gamma Camera) - air change rates listed at 8ac/hr. Actual air change rate must be derived through room heat gain analysis and actual equipment guidance.
- 19 **Operating Theatre Laminar Flow/UCV Requirements** - Refer to Operational Policy Documents for specific theatres which require Laminar Flow/UCV canopy style ventilation solution.
- 20 **Small workshop Areas** - Local Extract Ventilation (LEV) unit requirement to be determined from room equipment schedules.
- 21 **Note that Isolation Suite ventilation solutions for this project shall follow HBN 4 Supplement 1 Section 4 Item 4.8 Guidance i.e.**
A common departmental AHU shall be employed to provide supply air ventilation (and shall therefore employ duty & standby motors).
Isolation Rooms En Suite Extracts shall be provided with an independent Isolation Room toilet extract ventilation system.
Isolation Rooms En Suite Extracts shall be provided with either externally located 3 mtr high discharge stack in a safe location or with extract filters (H14) within a safe change housing outside the building on the suction side of the fan.
Heating & Cooling Isolation Suites shall be provided via the ventilation system.
- 22 **Retail Provision** - Service provisions listed are Infrastructure only for future fit-out by retailer. (Fire detection shall be provided to assist completion).
- 23 **Comfort Cooled Fresh Air** - Where noted as such on the matrices, this means as provided via departmental air handling plant via chilled water cooling coils.
- 24 **Body View Room** to be provided with ceiling cassette incorporating specialist refrigeration based cooling unit to reduce room temperature to 8°C minimum +/- 2°C. Room temperature will be achieved within two hours of plant operation.
This room will have dual function capability, normally at 28°C design max temperature and when required go to 8°C for storage and viewing of body.
- 25 Anti ligature rooms (5no. off) will be treated as sealed rooms with Supply at 6ac/hr and Extract to match to achieve a balanced pressure.
- 26 **Single Bedroom** - The design philosophy for ventilation is for a mixed mode operation where natural vent is encouraged which has benefits both physiological with users being partly in control, and from an energy stand point where mechanical vent loading is partly reduced (2/3rds). This strategy results in zero pressure differential regime within the room where supply and extract is balanced.

Room Function Reference Sheet.

The following table details reference templates which are used to populate cells within the environmental matrix. Refer to individual department sheets for individual room environmental conditions

Room Function	Temperature		Heating		Cooling Present	Cooling Type	Ventilation					Safety temperatures		Safety Notes	Lighting						Notes	Medical Location Group	
	Design Max deg C	Design Min deg C	Type	Control			Type	Supply ac/hr	Extract ac/hr	Relative Pressure	Min Filtration	Surface deg C	Water deg C		Normal lux	Night lux	Local lux	Standby Grade	Colour Rendering	Control			Plane
Bathroom	28	18	Adjacent Space Transfer Air	None	No	None	Central Dirty Extract	0	10	Negative	None	43	41		200	n/a	None	A	80	Presence detection	Floor 0m	See Guidance Notes	n/a
Bedroom	25	20	Radiant Panels	Remote Sensor Adj.	Yes	Comfort Cooled Fresh Air	Central Supply Air	4	0	Balanced	G4	43	41		100	5	300	A	80	switch	Bed / Trolley 1.45m	See Guidance Notes	1
Cellular / Ward Offices	25	18	Radiant Panels	Remote Sensor Adj.	Yes	Comfort Cooled Fresh Air	Central Supply and Extract	4	3	Positive	G4	43	n/a		300	n/a	None	A	80	Switch	Desk 0.75 to 0.85m	See Guidance Notes	n/a
Changing Facilities	28	18	Radiant Panels	Remote Sensor Adj.	Yes	Comfort Cooled Fresh Air	Central Supply and Extract	5	4	Positive	G4	43	41		100	n/a	None	A	80	Presence detection	Floor 0m	See Guidance Notes	n/a
Circulation Areas	28	18	Radiant Panels	Remote Sensor Adj.	No	None	None	Refer to Guidance Notes	Refer to Guidance Notes		G4	43	41		200	n/a	None	A	80	presence detection	Floor 0m	See Guidance Notes	n/a
Circulation Areas - Entrance Lobby	28	Not Controlled	Warm Air Door Curtain	BMS Adjustable Sensor	No	None	None	0	0	Balanced	None	n/a	n/a		200	n/a	None	A	80	Presence detection	Floor 0m	See Guidance Notes	n/a
Classroom	25	18	Radiant Panels	Remote Sensor Adj.	Yes	Ceiling Cassette Chilled Water	Central Supply and Extract	4	4	Balanced	G4	43	n/a		300	n/a	None	A	80	Switch	Desk 0.75 to 0.85m	See Guidance Notes	n/a
Common room/staff room/lounge	28	18	Radiant Panels	Remote Sensor Adj.	Yes	Comfort Cooled Fresh Air	Central Supply and Extract	6	8	Negative	G4	43	41		300	n/a	None	A	80	Switch	Floor 0m	See Guidance Notes	n/a
Consulting Room	28	18	Radiant Panels	Remote Sensor Adj.	Yes	Comfort Cooled Fresh Air	Central Supply and Extract	3	3	Balanced	G4	43	41		300	n/a	1000	A	80	Switch	Bed / Trolley 1.45m	See Guidance Notes	n/a
Clean Utility	28	18	Radiant Panels	Remote Sensor Adj.	Yes	Comfort Cooled Fresh Air	Central Supply Air	6	0	Positive	G4	43	41		150	n/a	None	A	80	Presence detection	General working plane 1m	See Guidance Notes	n/a
Dirty utility	28	18	Adjacent Space Transfer Air	None	No	None	Central Dirty Extract	0	6	Negative	None	43	60		200	n/a	None	A	80	Presence detection	Floor 0m	See Guidance Notes	n/a
Diagnostic room	25	18	Warm Air - Reheat Battery	BMS Adjustable Sensor	Yes	Comfort Cooled Fresh Air	Central Supply and Extract	8	8	Balanced	F7	43	41		300	n/a	1000	A	80	switch	General working plane 1m	See Guidance Notes	1
Eating/Drinking	28	18	Radiant Panels	Remote Sensor Adj.	Yes	Comfort Cooled Fresh Air	Central Supply and Extract	4	4	Balanced	G4	43	41		300	n/a	None	A	80	Switch	Floor 0m	See Guidance Notes	n/a
Ward Kitchen	28	18	Adjacent Space Transfer Air	None	Yes	Ceiling Cassette Chilled Water	Central General Extract	0	6	Negative	G4	n/a	60		500	n/a	None	A	80	Switch	General working plane 1m	See Guidance Notes	n/a
Small Workshop	28	18	Radiant Panels	Remote Sensor Adj.	No	None	Central Supply and Extract	4	6	Negative	G4	43	41		300	n/a	None	A	80	Switch	Desk 0.75 to 0.85m	See Guidance Notes	n/a
IT equipment (comms server)	25	18	None	None	Yes	Ceiling Cassette Chilled Water	Central General Extract	0	2	Negative	None	n/a	n/a		300	n/a	None	A	80	Switch	Floor 0m	See Guidance Notes	n/a
Kitchen (Commercial)	28	16	None	None	Yes	Comfort Cooled Fresh Air	Central Supply and Extract	DW172 Dependant	DW172 Dependant	Negative	G4	43	60		500	n/a	None	A	80	Switch	General working plane 1m	See Guidance Notes	n/a
Laboratory	28	18	Radiant Panels	Remote Sensor Adj.	Yes	Comfort Cooled Fresh Air	Central Supply and Extract	6	6	Balanced	F7	43	60		500	n/a	None	A	80	Switch	Desk 0.75 to 0.85m	See Guidance Notes	n/a
Laundry	28	18	Adjacent Space Transfer Air	None	No	Comfort Cooled Fresh Air	Central Supply and Extract	6	10	Negative	G4	43	60		300	n/a	None	A	80	Switch	Floor 0m	See Guidance Notes	n/a
Meeting Room	25	18	Radiant Panels	Remote Sensor Adj.	Yes	Ceiling Cassette Chilled Water	Central Supply and Extract	4	4	Balanced	G4	43	n/a		300	n/a	None	A	80	Switch	Desk 0.75 to 0.85m	See Guidance Notes	n/a
Patient Accommodation Day	25	18	Radiant Panels	Remote Sensor Adj.	Yes	Comfort Cooled Fresh Air	Central Supply Air	4	0	Positive	G4	43	41		100	n/a	None	A	80	Switch	Bed / Trolley 1.45m	See Guidance Notes	n/a
Multi-bed Wards	25	18	Radiant Panels	Remote Sensor Adj.	Yes	Comfort Cooled Fresh Air	Central Supply Air	4	0	Positive	G4	43	41		100	5	300	A	80	switch	Bed / Trolley 1.45m	See Guidance Notes	n/a
Physiotherapy Studio	28	18	Radiant Panels	Remote Sensor Adj.	Yes	Comfort Cooled Fresh Air	Central Supply and Extract	5	6	Negative	G4	43	41		300	n/a	None	A	80	Switch / Dimmer	Floor 0m	See Guidance Notes	n/a
Body View	28	8	Radiant Panels	Remote Sensor Adj.	Yes	Ceiling Cassette Specialist Cooling	Central Supply and Extract	4	6	Negative	G4	43	n/a		300	n/a	None	A	80	Switch	Floor 0m	See Guidance Notes	n/a
Reception	28	18	Radiant Panels	Remote Sensor Adj.	Yes	Comfort Cooled Fresh Air	Central Supply Air	3	0	Positive	G4	43	n/a		300	n/a	None	A	80	Switch	Desk 0.75 to 0.85m	See Guidance Notes	n/a

query

Room Function Reference Sheet.

The following table details reference templates which are used to populate cells within the environmental matrix. Refer to individual department sheets for individual room environmental conditions

Storage Area Med Gas	28	16	Adjacent Space Transfer Air	None	No	None	Natural ventilation	0	0	Balanced	None	n/a	n/a	200	n/a	None	A	80	Presence detection	Floor 0m	See Guidance Notes	n/a
Storage Area Equipment	28	16	Radiant Panels	Remote Sensor Adj.	No	None	Central General Extract	0	3	Negative	None	43	n/a	200	n/a	None	A	80	Presence detection	Floor 0m	See Guidance Notes	n/a
Tea Making	28	18	Adjacent Space Transfer Air	None	No	None	Central General Extract	0	5	Negative	None	43	41	200	n/a	None	A	80	Presence detection	Floor 0m	See Guidance Notes	n/a
Toilet	28	18	Adjacent Space Transfer Air	None	No	None	Central Dirty Extract	0	10	Negative	None	43	41	200	n/a	None	A	80	Presence detection	Floor 0m	See Guidance Notes	n/a
Waiting Room	28	18	Radiant Panels	Remote Sensor Adj.	Yes	Comfort Cooled Fresh Air	Central Supply and Extract	5	5	Balanced	G4	43	n/a	300	n/a	None	A	80	Switch	Floor 0m	See Guidance Notes	n/a
Treatment Room	28	18	Radiant Panels	Remote Sensor Adj.	Yes	Comfort Cooled Fresh Air	Central Supply Air	10	0	Positive	F7	43	41	500	n/a	1000	A	90	Switch	Bed / Trolley 1.45m	See Guidance Notes	n/a
Isolation Lobby	25	18	Warm Air - Reheat Battery	BMS Adjustable Sensor	Yes	Comfort Cooled Fresh Air	HBN4 Dependant	HBN4 Dependant	HBN4 Dependant		F7	43	n/a	200	n/a	None	A	80	Presence detection	Floor 0m	See Guidance Notes	n/a
Resuscitation Bay	25	21	Radiant Panels	BMS Adjustable Sensor	Yes	Comfort Cooled Fresh Air	Central Supply and Extract	10	6	Positive	G4	43	41	500	n/a	1000	A	80	Switch	Bed / Trolley 1.45m	See Guidance Notes	n/a
Circulation Equipment Storage Bays	28	16	Adjacent Space Transfer Air	None	No	None	Central General Extract	0	3	Negative	None	43	n/a	200	n/a	None	A	80	Presence detection	Floor 0m	See Guidance Notes	n/a
Isolation Bedroom	25	21	Adjacent Space Transfer Air	BMS Adjustable Sensor	Yes	Comfort Cooled Fresh Air	HBN4 Dependant	HBN4 Dependant	HBN4 Dependant	Balanced	F7	43	41	100	5	300	A	80	Switch	Bed / Trolley 1.45m	See Guidance Notes	1
Operating Theatre Suite	25	18	Warm Air - Reheat Battery	BMS Adjustable Sensor	Yes	Comfort Cooled Fresh Air	In line with SHTM 03-01	In line with SHTM 03-01	In line with SHTM 03-01		F7	43	n/a	500	n/a	10,000 - 100,000	A	80	Switch	Bed / Trolley 1.45m	See Guidance Notes	n/a
Disposal Hold	28	18	Adjacent Space Transfer Air	None	No	None	Central Dirty Extract	0	6	Negative	None	43	n/a	100	n/a	None	A	90	Presence detection	Floor 0m	See Guidance Notes	n/a
DSR	28	18	Adjacent Space Transfer Air	None	No	None	Central Dirty Extract	0	6	Negative	None	43	n/a	100	n/a	None	A	90	Presence detection	Floor 0m	See Guidance Notes	n/a
Resus Trolley bay	25	18	Radiant Panels	Remote Sensor Adj.	Yes	Comfort Cooled Fresh Air	Central Supply Air	0	0	Balanced	None	43	n/a	500	n/a	None	A	90	Switch	Bed / Trolley 1.45m	See Guidance Notes	n/a
Baby Feeding Room / Nappy Change	25	18	Adjacent Space Transfer Air	None	No	None	Central Dirty Extract	0	10	Negative	None	43	41	100	n/a	None	A	80	Presence detection	Floor 0m	See Guidance Notes	n/a
Relatives Overnight Stay	25	20	Radiant Panels	Remote Sensor Adj.	Yes	Comfort Cooled Fresh Air	Central Supply and Extract	4	0	Positive	G4	43	41	100	n/a	None	A	80	Switch	Bed / Trolley 1.45m	See Guidance Notes	n/a
Pantry	28	18	Radiant Panels	Remote Sensor Adj.	Yes	Comfort Cooled Fresh Air	Central Supply and Extract	6	8	Negative	G4	43	41	300	n/a	None	A	80	Switch	Floor 0m	See Guidance Notes	n/a
Linen Bay	28	16	Adjacent Space Transfer Air	None	No	None	Central Supply and Extract	0	3	Negative	None	43	n/a	200	n/a	None	A	80	Presence detection	Floor 0m	See Guidance Notes	n/a
Multi Disciplinary Work Areas	25	18	Radiant Panels	Remote Sensor Adj.	Yes	Comfort Cooled Fresh Air	Central Supply and Extract	6	4	Positive	G4	43	n/a	300	n/a	1000	A	80	Switch	Desk 0.75 to 0.85m	See Guidance Notes	n/a
Open Plan Office	25	18	Radiant Panels	Remote Sensor Adj.	Yes	Comfort Cooled Fresh Air	Central Supply and Extract	6	4	Positive	G4	43	n/a	300	n/a	None	A	80	Switch	Desk 0.75 to 0.85m	See Guidance Notes	n/a
Equipment Decontamination	28	18	Radiant Panels	Remote Sensor Adj.	Yes	Comfort Cooled Fresh Air	Central Supply Air	6	0	Positive	G4	43	41	200	n/a	None	A	80	Presence detection	General working plane 1m	See Guidance Notes	n/a
Circulation Phone Both	28	18	Radiant Panels	Remote Sensor Adj.	No	None	Central Supply and Extract	0	0	Balanced	G4	43	41	200	n/a	None	A	80	Presence detection	Floor 0m	See Guidance Notes	n/a
Recovery Bay / Recovery Room	28	20	Radiant Panels	Remote Sensor Adj.	Yes	Comfort Cooled Fresh Air	Central Supply and Extract	15	15	Balanced	G4	43	41	500	n/a	1000	A	80	switch	Bed / Trolley 1.45m	See Guidance Notes	n/a
IPS Room	Manufacturer Dependant	Manufacturer Dependant	Adjacent Space Transfer Air	None	No	None	None	0	3	Negative	None	43	n/a	200	Not Applicable	None	A	80	Switch	Floor 0m	See Guidance Notes	n/a

Dept	Dept	Room Name	Qty	Room Function	ADB Code	Temp (max)	Temp (min)	Heating Type	Heating Control	Cooling (present)	Cooling (type)	Ventilation (type)	Supply (ach/hr)	Extract (ach/hr)	Relative pressure	Min filtration	Surface temp	Water temp	Safety Notes	Normal lux	Night lux	Local lux	Standby grade	Colour render	Control	Plane	Medical Location		
		Bathroom		Adjacent Space Transfer Air		28	20	None	None	No	None	Central Dirty Extract	0	10	Negative	None	43	41		200	n/a	None	A	80	Presence detection	Floor 0m	See Guidance Notes	n/a	
		Bedroom		Radiant Panels		25	18	Remote Sensor Adj.	Remote Sensor Adj.	Yes	Comfort Cooled Fresh Air	Natural & Central Supply Air	4	via ensuite	Balanced	G4	43	41		100	5	300	A	80	Switch / Dimmer	Bed / Trolley 1.45m	See Guidance Notes	1	
		Cellular / Ward Offices		Radiant Panels		25	18	Remote Sensor Adj.	Remote Sensor Adj.	Yes	Comfort Cooled Fresh Air	Central Supply and Extract	4	4	Balanced	G4	43	n/a		300	n/a	None	A	80	Switch	Desk 0.75 to 0.85m	See Guidance Notes	n/a	
		Changing Facilities		Radiant Panels		28	18	Remote Sensor Adj.	Remote Sensor Adj.	Yes	Comfort Cooled Fresh Air	Central Supply and Extract	6	10	positive to wc	G4	43	41		100	n/a	None	A	80	Presence detection	Floor 0m	See Guidance Notes	n/a	
		Circulation Areas		underfloor heating / none to suit location		28	18	BMS Adjustable Sensor	BMS Adjustable Sensor	No	None	Central Supply and Extract or to suit location	to suit location	to suit location	Balanced	G4	43	41		200	n/a	None	A	80	presence detection	Floor 0m	See Guidance Notes	n/a	
		Circulation Areas - Entrance Lobby		Warm Air Door Curtain		28	Not Controlled	BMS Adjustable Sensor	BMS Adjustable Sensor	No	None	None	0	0	Balanced	None	n/a	n/a		200	n/a	None	A	80	Presence detection	Floor 0m	See Guidance Notes	n/a	
		Classroom		Radiant Panels		25	18	Remote Sensor Adj.	Remote Sensor Adj.	Yes	Ceiling Cassette - Chilled Water	Central Supply and Extract	10 l/s per person	10 l/s per person	Balanced	G4	43	41		300	n/a	None	A	80	Switch	Desk 0.75 to 0.85m	See Guidance Notes	n/a	
		Common room/staff room/lounge		Radiant Panels		28	18	Remote Sensor Adj.	Remote Sensor Adj.	Yes	Comfort Cooled Fresh Air	Central Supply and Extract	6	8	Negative	G4	43	41		300	n/a	None	A	80	Switch	Floor 0m	See Guidance Notes	n/a	
		Consulting Room		Radiant Panels		28	18	Remote Sensor Adj.	Remote Sensor Adj.	Yes	Comfort Cooled Fresh Air	Central Supply and Extract	3	3	Balanced	G4	43	41		300	n/a	1000	A	80	Switch	Bed / Trolley 1.45m	See Guidance Notes	1	
		Clean Utility		Radiant Panels		28	18	Remote Sensor Adj.	Remote Sensor Adj.	Yes	Comfort Cooled Fresh Air	Central Supply Air	6	0	Positive	G4	43	41		150	n/a	None	A	80	Presence detection	General working plane 1m	See Guidance Notes	n/a	
		Dirty utility		Adjacent Space Transfer Air		28	18	None	None	No	None	Central Dirty Extract	0	6	Negative	None	43	41		200	n/a	None	A	80	Presence detection	Floor 0m	See Guidance Notes	n/a	
		Diagnostic room		Warm Air - Reheat Battery		25	18	BMS Adjustable Sensor	BMS Adjustable Sensor	Yes	Comfort Cooled Fresh Air	Central Supply and Extract	to suit location	to suit location	Balanced	F7	43	41		300	n/a	1000	A	80	Switch / Dimmer	General working plane 1m	See Guidance Notes	1	
		Eating/Drinking		Radiant Panels		28	18	Remote Sensor Adj.	Remote Sensor Adj.	Yes	Comfort Cooled Fresh Air	Central Supply and Extract	10 l/s per person	10 l/s per person	Balanced	G4	43	41		300	n/a	None	A	80	Switch	Floor 0m	See Guidance Notes	n/a	
		Ward Kitchen		Adjacent Space Transfer Air		28	18	None	None	Yes	Ceiling Cassette - Chilled Water	Central General Extract	0	6	Negative	G4	n/a	60		500	n/a	None	A	80	Switch	General working plane 1m	See Guidance Notes	n/a	
		Small Workshop		Radiant Panels		28	18	Remote Sensor Adj.	Remote Sensor Adj.	Yes	Comfort Cooled Fresh Air	Central Supply and Extract	4	6	Negative	G4	43	41		300	n/a	None	A	80	Switch	Desk 0.75 to 0.85m	See Guidance Notes	n/a	
		IT equipment (comms server)		None		25	18	None	None	Yes	Ceiling Cassette - Chilled Water	Central General Extract	0	2	Negative	None	n/a	n/a		300	n/a	None	A	80	Switch	Floor 0m	See Guidance Notes	n/a	
		Kitchen (Commercial)		None		28	16	None	None	Yes	Ceiling Cassette - Chilled Water	Central Supply and Extract	DW172 Dependant	DW172 Dependant	Negative	G4	43	60		500	n/a	None	A	80	Switch	General working plane 1m	See Guidance Notes	n/a	
		Laboratory		Radiant Panels		25	18	Remote Sensor Adj.	Remote Sensor Adj.	Yes	Ceiling Cassette - Chilled Water	Central Supply and Extract	6	6	Balanced	F7	43	60		500	n/a	None	A	80	Switch	Desk 0.75 to 0.85m	See Guidance Notes	n/a	
		Laundry		Adjacent Space Transfer Air		28	18	None	None	Yes	Comfort Cooled Fresh Air	Central Supply and Extract	6	10	Negative	G4	43	60		300	n/a	None	A	80	Switch	Floor 0m	See Guidance Notes	n/a	
		Meeting Room		Radiant Panels		25	18	Remote Sensor Adj.	Remote Sensor Adj.	Yes	Ceiling Cassette - Chilled Water	Central Supply and Extract	10 l/s per person	10 l/s per person	Balanced	G4	43	n/a		300	n/a	None	A	80	Switch	Desk 0.75 to 0.85m	See Guidance Notes	n/a	
		Patient Accommodation Day		Radiant Panels		25	18	Remote Sensor Adj.	Remote Sensor Adj.	Yes	Comfort Cooled Fresh Air	Central Supply Air	4	4	Balanced	G4	43	41		100	n/a	None	A	80	Switch	Bed / Trolley 1.45m	See Guidance Notes	n/a	
		Multi-bed Wards		Radiant Panels		25	18	Remote Sensor Adj.	Remote Sensor Adj.	Yes	Comfort Cooled Fresh Air	Natural and Central Supply Air	4	via ensuite	positive to ensuite	G4	43	41		100	5	300	A	80	Switch / dimmer	Bed / Trolley 1.45m	See Guidance Notes	n/a	
		Physiotherapy Studio		Radiant Panels		28	18	Remote Sensor Adj.	Remote Sensor Adj.	Yes	Comfort Cooled Fresh Air	Central Supply and Extract	5	6	Negative	G4	43	41		300	n/a	None	A	80	Switch / Dimmer	Floor 0m	See Guidance Notes	n/a	
		Body View		Radiant Panels		28	8	Remote Sensor Adj.	Remote Sensor Adj.	Yes	Ceiling Cassette - Specialist Cooling	Central Supply and Extract	4	6	Negative	G4	43	n/a		300	n/a	None	A	80	Switch / Dimmer	Floor 0m	See Guidance Notes	n/a	
		Reception		Radiant Panels		28	18	Remote Sensor Adj.	Remote Sensor Adj.	Yes	Comfort Cooled Fresh Air	Central Supply Air	4	4	Balanced	G4	43	n/a		300	n/a	None	A	80	Switch	Desk 0.75 to 0.85m	See Guidance Notes	n/a	
		Storage Area Med Gas		Frost protection		28	16	Room Thermostat	Room Thermostat	No	None	Natural ventilation	0	0	n/a	None	n/a	n/a		200	n/a	None	A	80	Presence detection	Floor 0m	See Guidance Notes	n/a	
		Storage Area Equipment		Radiant Panels		28	16	Remote Sensor Adj.	Remote Sensor Adj.	No	None	Central General Extract	0	3	Negative	None	43	n/a		200	n/a	None	A	80	Presence detection	Floor 0m	See Guidance Notes	n/a	
		Tea Making		Adjacent Space Transfer Air		28	18	None	None	No	None	Central General Extract	0	5	Negative	None	43	41		200	n/a	None	A	80	Presence detection	Floor 0m	See Guidance Notes	n/a	
		Toilet		Adjacent Space Transfer Air		28	18	None	None	No	None	Central Dirty Extract	0	10	Negative	None	43	41		200	n/a	None	A	80	Presence detection	Floor 0m	See Guidance Notes	n/a	
		Waiting Room		Radiant Panels		28	18	Remote Sensor Adj.	Remote Sensor Adj.	Yes	Comfort Cooled Fresh Air	Central Supply and Extract	5	5	Balanced	G4	43	n/a		300	n/a	None	A	80	Switch	Floor 0m	See Guidance Notes	n/a	
		Treatment Room		Radiant Panels		28	18	Remote Sensor Adj.	Remote Sensor Adj.	Yes	Comfort Cooled Fresh Air	Central Supply Air	10	0	Positive	F7	43	41		500	n/a	1000	A	90	Switch	Bed / Trolley 1.45m	See Guidance Notes	n/a	
		Isolation Lobby		Warm Air - Reheat Battery		25	18	Local / BMS Adjustable Sensor	Local / BMS Adjustable Sensor	Yes	Comfort Cooled Fresh Air	Central Supply	69	0	Positive	F7	43	n/a		200	n/a	None	A	80	Presence detection	Floor 0m	See Guidance Notes	n/a	
		Resuscitation Bay		Radiant Panels		25	21	Remote Sensor Adj.	Remote Sensor Adj.	Yes	Comfort Cooled Fresh Air	Central Supply and Extract	10	6	Positive	G4	43	41		500	n/a	1000	A	80	Switch	Bed / Trolley 1.45m	See Guidance Notes	n/a	
		Circulation Equipment Storage Bays		Adjacent Space Transfer Air		28	16	None	None	No	None	Central General Extract	0	3	Negative	None	43	n/a		200	n/a	None	A	80	Presence detection	Floor 0m	See Guidance Notes	n/a	
		Isolation Bedroom		Adjacent Space Transfer Air		25	21	BMS Adjustable Sensor	BMS Adjustable Sensor	Yes	Comfort Cooled Fresh Air	Supply via lobby	10	0	Balanced	F7	43	41		100	5	300	A	80	Switch / Dimmer	Bed / Trolley 1.45m	See Guidance Notes	1	
		Operating Theatre Suite		warm air via AHU Battery		25	18	Local / BMS Adjustable Sensor	Local / BMS Adjustable Sensor	Yes	Comfort Cooled Fresh Air	Central Supply and Extract	In line with SHTM 03-01	In line with SHTM 03-01		F7	43	41		500	n/a	10,000 - 100,000	A	80	Switch	Bed / Trolley 1.45m	See Guidance Notes	n/a	
		Disposal Hold		Adjacent Space Transfer Air		28	18	None	None	No	None	Central Dirty Extract	0	10	Negative	None	43	n/a		100	n/a	None	A	90	Presence detection	Floor 0m	See Guidance Notes	n/a	
		DSR		Adjacent Space Transfer Air		28	18	None	None	No	None	Central Dirty Extract	0	6	Negative	None	43	60		100	n/a	None	A	90	Presence detection	Floor 0m	See Guidance Notes	n/a	
		Resus Trolley bay		Adjacent Space Transfer Air		28	18	None	None	No	None	None	0	0	n/a	None	43	n/a		500	n/a	None	A	90	Switch	Bed / Trolley 1.45m	See Guidance Notes	n/a	
		Baby Feeding		Radiant Panels		25	18	Remote Sensor Adj.	Remote Sensor Adj.	No	None	Central Supply Air	5	0	Positive	G4	43	41		100	n/a	None	A	80	Presence detection	Floor 0m	See Guidance Notes	n/a	
		Nappy Change		Radiant Panels		25	18	Remote Sensor Adj.	Remote Sensor Adj.	No	None	Central Dirty Extract	0	10	Negative	None	43	41		100	n/a	None	A	80	Presence detection	Floor 0m	See Guidance Notes	n/a	
		Relatives Overnight Stay		Radiant Panels		28	20	Remote Sensor Adj.	Remote Sensor Adj.	Yes	Comfort Cooled Fresh Air	Central Supply and Extract	4	0	Positive	G4	43	41		100	n/a	None	A	80	Switch	Bed / Trolley 1.45m	See Guidance Notes	n/a	
		Pantry		Radiant Panels		28	18	Remote Sensor Adj.	Remote Sensor Adj.	Yes	Comfort Cooled Fresh Air	Central Supply and Extract	6	8	Negative	G4	43	41		300	n/a	None	A	80	Switch	Floor 0m	See Guidance Notes	n/a	
		Linen Bay		Adjacent Space Transfer Air		28	16	None	None	No	None	Central Extract	0	3	Negative	None	43	n/a		200	n/a	None	A	80	Presence detection	Floor 0m	See Guidance Notes	n/a	
		Multi Disciplinary Work Areas		Radiant Panels		25	18	Remote Sensor Adj.	Remote Sensor Adj.	Yes	Comfort Cooled Fresh Air	Central Supply and Extract	4	4	Balanced	G4	43	n/a		300	n/a	1000	A	80	Switch	Desk 0.75 to 0.85m	See Guidance Notes	n/a	
		Open Plan Office		Radiant Panels		25	18	Remote Sensor Adj.	Remote Sensor Adj.	Yes	Comfort Cooled Fresh Air	Central Supply and Extract	4	4	Balanced	G4	43	n/a		300	n/a	None	A	80	Switch	Desk 0.75 to 0.85m	See Guidance Notes	n/a	
		Equipment Decontamination		Radiant Panels		28	18	Remote Sensor Adj.	Remote Sensor Adj.	Yes	Comfort Cooled Fresh Air	Central Supply and Extract	7	10	Negative	G4	43	41		200	n/a	None	A	80	Presence detection	General working plane 1m	See Guidance Notes	n/a	
		Circulation Phone Booth		Radiant Panels		28	18	Remote Sensor Adj.	Remote Sensor Adj.	No	None	n/a	0	0	n/a	n/a	n/a	n/a		200	n/a	None	A	80	Presence detection	Floor 0m	See Guidance Notes	n/a	
		Recovery Bay / Recovery Room		Radiant Panels		28	20	Remote Sensor Adj.	Remote Sensor Adj.	Yes	Comfort Cooled Fresh Air	Central Supply and Extract	15	15	Balanced	G4	43	41		500	n/a	1000	A	80	Switch / Dimmer	Bed / Trolley 1.45m	See Guidance Notes	n/a	
		Staff Base		Radiant Panels		28	18	Remote Sensor Adj.	Remote Sensor Adj.	No	None	Central Supply and Extract	10 l/s per person	10 l/s per person	Balanced	G4	n/a	n/a		200/300	n/a	None	A	80	Switch / Dimmer	Desk 0.75 to 0.85m	See Guidance Notes	n/a	
Dept	Dept	Room Name	Qty	Room Function	ADB Code	Temp (max)	Temp (min)	Heating Type	Heating Control	Cooling (present)	Cooling (type)	Ventilation (type)	Supply (ach/hr)	Extract (ach/hr)	Relative pressure	Min filtration	Surface temp	Water temp	Safety Notes	Normal lux	Night lux	Local lux	Standby grade	Colour render	Control	Plane	Medical Location		
		Main Entrance Draught Lobby	2	10.0	Circulation Areas - Entrance Lobby	G0800-01	28	Not Controlled	Warm Air Door Curtain	BMS Adjustable Sensor	No	None	None	0	0	Balanced	None	n/a	n/a		200	n/a	None	A	80	Presence detection	Floor 0m	See Guidance Notes	n/a

RHSC / DCN Environmental Matrix

Dept	Room Name	Qty	Room Function	ADB Code	Temp (max)	Temp (min)	Heating Type	Heating Control	Cooling (present)	Cooling (type)	Ventilation (type)	Supply (ach/hr)	Extract (ach/hr)	Relative pressure	Min filtration	Surface temp	Water temp	Safety Notes	Normal lux	Night lux	Local lux	Standby grade	Colour render	Control	Plane	Medical Location		
A1 Emergency Department	Nappy Change	1	4.0 Toile	V1131	28	18	Adjacent Space Transfer Air	None	No	None	Central Dirty Extract	0	10	Negative	None	43	41		200	n/a	None	A	80	Presence detection	Floor 0m	See Guidance Notes	n/a	
	Baby Infant / Feeding Room	1	4.0 baby Feeding	S0012	25	18	Radiant Panels	Remote Sensor Adj.	No	None	Central Supply Air	5	0	Positive	G4	43	41		100	n/a	None	A	80	Presence detection	Floor 0m	See Guidance Notes	n/a	
	Triage Room	1	16.0 Consulting Room	X0242-03	28	18	Radiant Panels	Remote Sensor Adj.	Yes	Comfort Cooled Fresh Air	Central Supply and Extract	3	3	Balanced	G4	43	41		300	n/a	1000	A	80	Switch	Bed / Trolley 1.45m	See Guidance Notes	1	
	Treatment Room: Dual Access (Mental Health)	10	16.0 Treatment Room	X0242-04	28	18	Radiant Panels	Remote Sensor Adj.	Yes	Comfort Cooled Fresh Air	Central Supply Air	10	0	Positive	F7	43	41		500	n/a	1000	A	90	Switch	Bed / Trolley 1.45m	See Guidance Notes	n/a	
	Treatment Room: Single Access	4	14.0 Treatment Room	X0242-02	28	18	Radiant Panels	Remote Sensor Adj.	Yes	Comfort Cooled Fresh Air	Central Supply Air	10	0	Positive	F7	43	41		500	n/a	1000	A	90	Switch	Bed / Trolley 1.45m	See Guidance Notes	n/a	
	WC - Wheelchair accessible	2	4.5 Toile	V0922	28	18	Adjacent Space Transfer Air	None	No	None	Central Dirty Extract	0	10	Negative	None	43	41		200	n/a	None	A	80	Presence detection	Floor 0m	See Guidance Notes	n/a	
	Plaster Suite (2 bays)	1	24.0 Consulting Room	X0206	28	18	Radiant Panels	Remote Sensor Adj.	Yes	Comfort Cooled Fresh Air	Central Supply and Extract	3	3	Balanced	G4	43	41		300	n/a	1000	A	80	Switch	Bed / Trolley 1.45m	See Guidance Notes	1	
	Store - Plaster	1	6.0 Storage Area Equipment	W1585-??	28	16	Radiant Panels	Remote Sensor Adj.	No	None	Central General Extract	0	3	Negative	None	43	n/a		200	n/a	None	A	80	Presence detection	Floor 0m	See Guidance Notes	n/a	
	Quiet Room	1	12.0 Cellular / Ward Offices	M0251	25	18	Radiant Panels	Remote Sensor Adj.	Yes	Comfort Cooled Fresh Air	Central Supply and Extract	4	4	Balanced	G4	43	n/a		300	n/a	None	A	80	Switch	Desk 0.75 to 0.85m	See Guidance Notes	n/a	
	Supplies Base	1	10.0 Storage Area Equipment	W1585-??	28	16	Radiant Panels	Remote Sensor Adj.	No	None	Central General Extract	0	3	Negative	None	43	n/a		200	n/a	None	A	80	Presence detection	Floor 0m	See Guidance Notes	n/a	
	Washdown Room	1	16.0 Dirty Utility	Y0431	28	18	Adjacent Space Transfer Air	None	No	None	Central Dirty Extract	0	6	Negative	None	43	41		200	n/a	None	A	80	Presence detection	Floor 0m	See Guidance Notes	n/a	
	General X-Ray Room	1	33.0 Diagnostic room	E0128	25	18	Warm Air - Reheat Battery	BMS Adjustable Sensor	Yes	Comfort Cooled Fresh Air	Central Supply and Extract	to suit location	to suit location	Balanced	F7	43	41		300	n/a	1000	A	80	Switch / Dimmer	General working plane 1m	See Guidance Notes	1	
	Consultant Psychiatrist / Psychologist Office	1	20.5 Cellular / Ward Offices	M0251	25	18	Radiant Panels	Remote Sensor Adj.	Yes	Comfort Cooled Fresh Air	Central Supply and Extract	4	4	Balanced	G4	43	n/a		300	n/a	None	A	80	Switch	Desk 0.75 to 0.85m	See Guidance Notes	n/a	
	Changing Cubicle	1	4.0 Changing Facilities	V0726	28	18	Radiant Panels	Remote Sensor Adj.	Yes	Comfort Cooled Fresh Air	Central Supply and Extract	6	10	positive to wc	G4	43	41		100	n/a	None	A	80	Presence detection	Floor 0m	See Guidance Notes	n/a	
	Resuscitation Room: 2 places	2	50.0 Resuscitation Bay	X0242-06	25	21	Radiant Panels	Remote Sensor Adj.	Yes	Comfort Cooled Fresh Air	Central Supply and Extract	10	6	Positive	G4	43	41		500	n/a	1000	A	80	Switch	Bed / Trolley 1.45m	See Guidance Notes	n/a	
	Sitting Room	1	16.0 Common room/staff room/lounge	D1120	28	18	Radiant Panels	Remote Sensor Adj.	Yes	Comfort Cooled Fresh Air	Central Supply and Extract	6	8	Negative	G4	43	41		300	n/a	None	A	80	Switch	Floor 0m	See Guidance Notes	n/a	
	WC - Wheelchair accessible	1	4.5 Toile	V0922	28	18	Adjacent Space Transfer Air	None	No	None	Central Dirty Extract	0	10	Negative	None	43	41		200	n/a	None	A	80	Presence detection	Floor 0m	See Guidance Notes	n/a	
	Body Viewing Room	1	10.0 Body View	S0027-01	28	8	Radiant Panels	Remote Sensor Adj.	Yes	Ceiling Cassette - Specialist Cooling	Central Supply and Extract	4	6	Negative	G4	43	n/a		300	n/a	None	A	80	Switch / Dimmer	Floor 0m	See Guidance Notes	n/a	
	Laboratory - Near Patient Testing / Status	1	8.0 Laboratory	L1308	25	18	Radiant Panels	Remote Sensor Adj.	Yes	Ceiling Cassette - Chilled Water	Central Supply and Extract	6	6	Balanced	F7	43	60		500	n/a	None	A	80	Switch	Desk 0.75 to 0.85m	See Guidance Notes	n/a	
	Dirty Utility	1	11.0 Dirty Utility	Y0431	28	18	Adjacent Space Transfer Air	None	No	None	Central Dirty Extract	0	6	Negative	None	43	41		200	n/a	None	A	80	Presence detection	Floor 0m	See Guidance Notes	n/a	
	Pantry - Staff / Patient	1	5.0 Pantry	P0627	28	18	Radiant Panels	Remote Sensor Adj.	Yes	Comfort Cooled Fresh Air	Central Supply and Extract	6	8	Negative	G4	43	41		300	n/a	None	A	80	Switch	Floor 0m	See Guidance Notes	n/a	
	WC - Staff	2	3.0 Toile	V1010-03	28	18	Adjacent Space Transfer Air	None	No	None	Central Dirty Extract	0	10	Negative	None	43	41		200	n/a	None	A	80	Presence detection	Floor 0m	See Guidance Notes	n/a	
	Staff Shower: ambulant	2	2.5 Bathroom	V1736	28	20	Adjacent Space Transfer Air	None	No	None	Central Dirty Extract	0	10	Negative	None	43	41		200	n/a	None	A	80	Presence detection	Floor 0m	See Guidance Notes	n/a	
	Male Staff Changing Room and Lockers: 20 places	1	11.5 Changing Facilities	V0726	28	18	Radiant Panels	Remote Sensor Adj.	Yes	Comfort Cooled Fresh Air	Central Supply and Extract	6	10	positive to wc	G4	43	41		100	n/a	None	A	80	Presence detection	Floor 0m	See Guidance Notes	n/a	
	Female Staff Changing and Lockers: 30 places	1	16.0 Changing Facilities	V0726	28	18	Radiant Panels	Remote Sensor Adj.	Yes	Comfort Cooled Fresh Air	Central Supply and Extract	6	10	positive to wc	G4	43	41		100	n/a	None	A	80	Presence detection	Floor 0m	See Guidance Notes	n/a	
	Beverage Bay	1	3.0 Tea Making	P0625	28	18	Adjacent Space Transfer Air	None	No	None	Central General Extract	0	5	Negative	None	43	41		200	n/a	None	A	80	switch	Floor 0m	See Guidance Notes	n/a	
	Secretary/Filing Office	1	18.0 Cellular / Ward Offices	M0251	25	18	Radiant Panels	Remote Sensor Adj.	Yes	Comfort Cooled Fresh Air	Central Supply and Extract	4	4	Balanced	G4	43	n/a		300	n/a	None	A	80	Switch	Desk 0.75 to 0.85m	See Guidance Notes	n/a	
	Ward Manager's Office	1	16.0 Cellular / Ward Offices	M0251	25	18	Radiant Panels	Remote Sensor Adj.	Yes	Comfort Cooled Fresh Air	Central Supply and Extract	4	4	Balanced	G4	43	n/a		300	n/a	None	A	80	Switch	Desk 0.75 to 0.85m	See Guidance Notes	n/a	
	Admin Office	1	20.5 Cellular / Ward Offices	M0251	25	18	Radiant Panels	Remote Sensor Adj.	Yes	Comfort Cooled Fresh Air	Central Supply and Extract	4	4	Balanced	G4	43	n/a		300	n/a	None	A	80	Switch	Desk 0.75 to 0.85m	See Guidance Notes	n/a	
	Interview/Meeting Room: 6 persons	1	9.0 Meeting Room	H1313-02	25	18	Radiant Panels	Remote Sensor Adj.	Yes	Ceiling Cassette - Chilled Water	Central Supply and Extract	10 l/s per person	10 l/s per person	Balanced	G4	43	n/a		300	n/a	None	A	80	Switch	Desk 0.75 to 0.85m	See Guidance Notes	n/a	
	Store - Equipment & Supplies	1	18.0 Storage Area Equipment	W1585	28	16	Radiant Panels	Remote Sensor Adj.	No	None	Central General Extract	0	3	Negative	None	43	n/a		200	n/a	None	A	80	Presence detection	Floor 0m	See Guidance Notes	n/a	
	Linen Bay (1 Trolley)	1	1.5 Linen Bay	W1594-01	28	16	Adjacent Space Transfer Air	None	No	None	Central Extract	0	3	Negative	None	43	n/a		200	n/a	None	A	80	Presence detection	Floor 0m	See Guidance Notes	n/a	
	Store - Stock & Sterile Supplies	1	18.0 Storage Area Equipment	W1585-??	28	16	Radiant Panels	Remote Sensor Adj.	No	None	Central General Extract	0	3	Negative	None	43	n/a		200	n/a	None	A	80	Presence detection	Floor 0m	See Guidance Notes	n/a	
	Store - Dispensing Drugs	1	8.0 Storage Area Equipment	W1585-??	28	16	Radiant Panels	Remote Sensor Adj.	No	None	Central General Extract	0	3	Negative	None	43	n/a		200	n/a	None	A	80	Presence detection	Floor 0m	See Guidance Notes	n/a	
	Store - Major Incident / Ambulance Equipment	1	6.0 Storage Area Equipment	W1585-??	28	16	Radiant Panels	Remote Sensor Adj.	No	None	Central General Extract	0	3	Negative	None	43	n/a		200	n/a	None	A	80	Presence detection	Floor 0m	See Guidance Notes	n/a	
	Store - Medical Gas Cylinders	1	3.0 Storage Area Med Gas	W1585-??	28	16	Frost protection	Room Thermostat	No	None	Natural ventilation	0	0	n/a	None	n/a	n/a		200	n/a	None	A	80	Presence detection	Floor 0m	See Guidance Notes	n/a	
	Disposal Hold	1	10.0 Disposal Hold	Y0646	28	18	Adjacent Space Transfer Air	None	No	None	Central Dirty Extract	0	10	Negative	None	43	n/a		100	n/a	None	A	90	Presence detection	Floor 0m	See Guidance Notes	n/a	
	DSR	1	7.0 DSR	Y1510	28	18	Adjacent Space Transfer Air	None	No	None	Central Dirty Extract	0	6	Negative	None	43	60		100	n/a	None	A	90	Presence detection	Floor 0m	See Guidance Notes	n/a	
	A2 Paediatric Acute Receiving Unit 34 Beds	4 Bed Room	1	63.0 Multi-bed Wards	B0405	25	18	Radiant Panels	Remote Sensor Adj.	Yes	Comfort Cooled Fresh Air	Natural and Central Supply Air	4	via ensuite	positive to ensuite	G4	43	41		100	5	300	A	80	switch / dimmer	Bed / Trolley 1.45m	See Guidance Notes	n/a
		En-suite wheelchair-accessible WC, Shower & wash	1	6.0 Bathroom	V1643	28	20	Adjacent Space Transfer Air	None	No	None	Central Dirty Extract	0	10	Negative	None	43	41		200	n/a	None	A	80	Presence detection	Floor 0m	See Guidance Notes	n/a
		Single Bedroom	6	17.0 Bedroom	B0305-01	25	18	Radiant Panels	Remote Sensor Adj.	Yes	Comfort Cooled Fresh Air	Natural & Central Supply Air	4	via ensuite	Balanced	G4	43	41		100	5	300	A	80	Switch / Dimmer	Bed / Trolley 1.45m	See Guidance Notes	1
		En-suite wheelchair-accessible WC, Shower & wash	6	4.5 Bathroom	V1643	28	20	Adjacent Space Transfer Air	None	No	None	Central Dirty Extract	0	10	Negative	None	43	41		200	n/a	None	A	80	Presence detection	Floor 0m	See Guidance Notes	n/a
		Reception/Staff Base	1	6.0 Reception	J0132-01	28	18	Radiant Panels	Remote Sensor Adj.	Yes	Comfort Cooled Fresh Air	Central Supply Air	4	4	Balanced	G4	43	n/a		300	n/a	None	A	80	Switch	Desk 0.75 to 0.85m	See Guidance Notes	n/a
		Touchdown Base	4	2.0 staff base	T0151	28	18	Radiant Panels	Remote Sensor Adj.	No	None	Central Supply and Extract	10l/s/per person	10l/s/per person	Balanced	G4	n/a	n/a		200/300	n/a	None	A	80	Switch / Dimmer	Desk 0.75 to 0.85m	See Guidance Notes	n/a
		Single Isolation Bed Room	1	17.0 Isolation Bedroom	B0308	25	21	Adjacent Space Transfer Air	BMS Adjustable Sensor	Yes	Comfort Cooled Fresh Air	Supply via lobby	10	0	Balanced	F7	43	41		100	5	300	A	80	Switch / Dimmer	Bed / Trolley 1.45m	See Guidance Notes	1
		Isolation Bedroom Entrance Lobby	1	4.0 Isolation Lobby	G0510	25	18	Warm Air - Reheat Battery	Local / BMS Adjustable Sensor	Yes	Comfort Cooled Fresh Air	Central Supply	69	0	Positive	F7	43	n/a		200	n/a	None	A	80	Presence detection	Floor 0m	See Guidance Notes	n/a
		Single Bedroom (RHSC)	13	17.0 Bedroom	B0305-01	25	18	Radiant Panels	Remote Sensor Adj.	Yes	Comfort Cooled Fresh Air	Natural & Central Supply Air	4	via ensuite	Balanced	G4	43	41		100	5	300	A	80	Switch / Dimmer	Bed / Trolley 1.45m	See Guidance Notes	1
En-suite wheelchair-accessible WC, Shower & wash		14	4.5 Bathroom	V1643	28	20	Adjacent Space Transfer Air	None	No	None	Central Dirty Extract	0	10	Negative	None	43	41		200	n/a	None	A	80	Presence detection	Floor 0m	See Guidance Notes	n/a	
4 Bed Room		2	58.5 Multi-bed Wards	B0405	25	18	Radiant Panels	Remote Sensor Adj.	Yes	Comfort Cooled Fresh Air	Natural and Central Supply Air	4	via ensuite	positive to ensuite	G4	43	41		100	5	300	A	80	switch / dimmer	Bed / Trolley 1.45m	See Guidance Notes	n/a	
En-suite wheelchair-accessible WC, Shower & wash		2	4.5 Bathroom	V1643	28	20	Adjacent Space Transfer Air	None	No	None	Central Dirty Extract	0	10	Negative	None	43	41		200	n/a	None	A	80	Presence detection	Floor 0m	See Guidance Notes	n/a	
Single Bedroom (RHSC)		2	17.0 Bedroom	B0305-01	25	18	Radiant Panels	Remote Sensor Adj.	Yes	Comfort Cooled Fresh Air	Natural & Central Supply Air	4	via ensuite	Balanced	G4	43	41		100	5	300	A	80	Switch / Dimmer	Bed / Trolley 1.45m	See Guidance Notes	1	
En-suite wheelchair-accessible WC, Shower & wash		2	4.5 Bathroom	V1643	28	20	Adjacent Space Transfer Air	None	No	None	Central Dirty Extract	0	10	Negative														

RHSC / DCN Environmental Matrix

Dept	Room Name	Qty	Room Function	ADB Code	Temp (max)	Temp (min)	Heating Type	Heating Control	Cooling (present)	Cooling (type)	Ventilation (type)	Supply (ach/hr)	Extract (ach/hr)	Relative pressure	Min filtration	Surface temp	Water temp	Safety Notes	Normal lux	Night lux	Local lux	Standby grade	Colour render	Control	Plane	Medical Location				
A3	Senior Academic Staff Office	6	Cellular / Ward Offices	M0251	25	18	Radiant Panels	Remote Sensor Adj.	Yes	Comfort Cooled Fresh Air	Central Supply and Extract	4	4	Balanced	G4	43	n/a		300	n/a	None	A	80	Switch	Desk 0.75 to 0.85m	See Guidance Notes	n/a			
	16 Person Office	1	Cellular / Ward Offices	M0251	25	18	Radiant Panels	Remote Sensor Adj.	Yes	Comfort Cooled Fresh Air	Central Supply and Extract	4	4	Balanced	G4	43	n/a		300	n/a	None	A	80	Switch	Desk 0.75 to 0.85m	See Guidance Notes	n/a			
	WC - Staff	2	Toilet	V1010-03	28	18	Adjacent Space Transfer Air	None	No	None	Central Dirty Extract	0	10	Negative	None	43	41		200	n/a	None	A	80	Presence detection	Floor 0m	See Guidance Notes	n/a			
	WC - Visitors	1	Toilet	V1010-02	28	18	Adjacent Space Transfer Air	None	No	None	Central Dirty Extract	0	10	Negative	None	43	41		200	n/a	None	A	80	Presence detection	Floor 0m	See Guidance Notes	n/a			
	Clean Utility	1	Clean Utility	T0101	28	18	Radiant Panels	Remote Sensor Adj.	Yes	Comfort Cooled Fresh Air	Central Supply Air	6	0	Positive	G4	43	41		150	n/a	None	A	80	Presence detection	General working plane 1m	See Guidance Notes	n/a			
	Dirty Utility	1	Dirty utility	Y0431	28	18	Adjacent Space Transfer Air	None	No	None	Central Dirty Extract	0	6	Negative	None	43	41		200	n/a	None	A	80	Presence detection	Floor 0m	See Guidance Notes	n/a			
	Pantry	1	Pantry	P0627	28	18	Radiant Panels	Remote Sensor Adj.	Yes	Comfort Cooled Fresh Air	Central Supply and Extract	6	8	Negative	G4	43	41		300	n/a	None	A	80	Switch	Floor 0m	See Guidance Notes	n/a			
	Resuscitation Trolley Bay	1	Resus Trolley bay	G0180-01	28	18	Adjacent Space Transfer Air	None	No	None	None	None	0	0	n/a	None	43	n/a		500	n/a	None	A	80	switch	Floor 0m	See Guidance Notes	n/a		
	Linen Bay (1 Trolley)	2	Storage Area Equipment	W1585-??	28	16	Radiant Panels	Remote Sensor Adj.	No	None	Central General Extract	0	3	Negative	None	43	n/a		200	n/a	None	A	80	Presence detection	Floor 0m	See Guidance Notes	n/a			
	Store - General	1	Storage Area Equipment	W1585	28	16	Radiant Panels	Remote Sensor Adj.	No	None	Central General Extract	0	3	Negative	None	43	n/a		200	n/a	None	A	80	Presence detection	Floor 0m	See Guidance Notes	n/a			
	Store - Equipment	1	Storage Area Equipment	W1585	28	16	Radiant Panels	Remote Sensor Adj.	No	None	Central General Extract	0	3	Negative	None	43	n/a		200	n/a	None	A	80	Presence detection	Floor 0m	See Guidance Notes	n/a			
	Host Bay	1	3.0 Circulation Equipment Storage Bays	G0180-03	28	16	Adjacent Space Transfer Air	None	No	None	Central General Extract	0	3	Negative	None	43	n/a		200	n/a	None	A	80	Presence detection	Floor 0m	See Guidance Notes	n/a			
	DSR	1	DSR	Y1510	28	18	Adjacent Space Transfer Air	None	No	None	Central Dirty Extract	0	6	Negative	None	43	60		100	n/a	None	A	90	Presence detection	Floor 0m	See Guidance Notes	n/a			
	Ward Kitchen	1	Ward Kitchen	P0627-01	28	18	Adjacent Space Transfer Air	None	Yes	Ceiling Cassette - Chilled Water	Central General Extract	0	6	Negative	G4	n/a	60		500	n/a	None	A	80	Switch	General working plane 1m	See Guidance Notes	n/a			
	Disposal Hold	1	Disposal Hold	Y0646	28	18	Adjacent Space Transfer Air	None	No	None	Central Dirty Extract	0	10	Negative	None	43	n/a		100	n/a	None	A	90	Presence detection	Floor 0m	See Guidance Notes	n/a			
	A3	PARU / Emergency / Radiology / Shared Support	Meeting / Case Conference Room	1	32.0	Meeting Room	H1313-03	25	18	Radiant Panels	Remote Sensor Adj.	Yes	Ceiling Cassette - Chilled Water	Central Supply and Extract	10 l/s per person	10 l/s per person	Balanced	G4	43	n/a		300	n/a	None	A	80	Switch	Desk 0.75 to 0.85m	See Guidance Notes	n/a
		Seminar & Training Room	1	32.0	Meeting Room	H1313-03	25	18	Radiant Panels	Remote Sensor Adj.	Yes	Ceiling Cassette - Chilled Water	Central Supply and Extract	10 l/s per person	10 l/s per person	Balanced	G4	43	n/a		300	n/a	None	A	80	Switch	Desk 0.75 to 0.85m	See Guidance Notes	n/a	
		Staff Room	1	80.0	Common room/staff room/lounge	D0608-03	28	18	Radiant Panels	Remote Sensor Adj.	Yes	Comfort Cooled Fresh Air	Central Supply and Extract	6	8	Negative	G4	43	41		300	n/a	None	A	80	Switch	Floor 0m	See Guidance Notes	n/a	
	B1	Waiting Area (Visitors)	1	16.5	Waiting Room	J0132-02	28	18	Radiant Panels	Remote Sensor Adj.	Yes	Comfort Cooled Fresh Air	Central Supply and Extract	5	5	Balanced	G4	43	n/a		300	n/a	None	A	80	Switch	Floor 0m	See Guidance Notes	n/a	
		WC - Wheelchair accessible	1	4.5	Toilet	V0922	28	18	Adjacent Space Transfer Air	None	No	None	Central Dirty Extract	0	10	Negative	None	43	41		200	n/a	None	A	80	Presence detection	Floor 0m	See Guidance Notes	n/a	
Public Telephone Booth		1	2.0	Circulation Phone Booth	G0710	28	18	Adjacent Space Transfer Air	None	No	None	n/a	0	0	n/a	n/a	n/a	n/a		200	n/a	None	A	80	Presence detection	Floor 0m	See Guidance Notes	n/a		
Reception		1	7.0	Reception	J0132-01	28	18	Radiant Panels	Remote Sensor Adj.	Yes	Comfort Cooled Fresh Air	Central Supply Air	4	4	Balanced	G4	43	n/a		300	n/a	None	A	80	Switch	Desk 0.75 to 0.85m	See Guidance Notes	n/a		
Office - 4 person		1	20.0	Cellular / Ward Offices	M0251	25	18	Radiant Panels	Remote Sensor Adj.	Yes	Comfort Cooled Fresh Air	Central Supply and Extract	4	4	Balanced	G4	43	n/a		300	n/a	None	A	80	Switch	Desk 0.75 to 0.85m	See Guidance Notes	n/a		
Staff Base		1	12.0	Cellular / Ward Offices	M0251	25	18	Radiant Panels	Remote Sensor Adj.	Yes	Comfort Cooled Fresh Air	Central Supply and Extract	4	4	Balanced	G4	43	n/a		300	n/a	None	A	80	Switch	Desk 0.75 to 0.85m	See Guidance Notes	n/a		
Single Bed Isolation Cubicle		2	26.0	Isolation Bedroom	B1401-01	25	21	Adjacent Space Transfer Air	BMS Adjustable Sensor	Yes	Comfort Cooled Fresh Air	Supply via lobby	10	0	Balanced	F7	43	41		100	5	300	A	80	Switch / Dimmer	Bed / Trolley 1.45m	See Guidance Notes	1		
Gowning Lobby		2	6.0	Isolation Lobby	G0510	25	18	Warm Air - Reheat Battery	Local / BMS Adjustable Sensor	Yes	Comfort Cooled Fresh Air	Central Supply	69	0	Positive	F7	43	n/a		200	n/a	None	A	80	Presence detection	Floor 0m	See Guidance Notes	n/a		
Single Bed Cubicle		2	26.0	Bedroom	B1401	25	18	Radiant Panels	Remote Sensor Adj.	Yes	Comfort Cooled Fresh Air	Natural & Central Supply Air	4	via ensuite	Balanced	G4	43	41		100	5	300	A	80	Switch / Dimmer	Bed / Trolley 1.45m	See Guidance Notes	1		
Open Plan Bay (4 beds)		1	104.0	Multi-bed Wards	B1609-01	25	18	Radiant Panels	Remote Sensor Adj.	Yes	Comfort Cooled Fresh Air	Natural and Central Supply Air	4	via ensuite	positive to ensuite	G4	43	41		100	5	300	A	80	switch / dimmer	Bed / Trolley 1.45m	See Guidance Notes	n/a		
Staff Base		1	4.0	Cellular / Ward Offices	M0251	25	18	Radiant Panels	Remote Sensor Adj.	Yes	Comfort Cooled Fresh Air	Central Supply and Extract	4	4	Balanced	G4	43	n/a		300	n/a	None	A	80	Switch	Desk 0.75 to 0.85m	See Guidance Notes	n/a		
Single Bed Cubicle		1	26.0	Bedroom	B1401	25	18	Radiant Panels	Remote Sensor Adj.	Yes	Comfort Cooled Fresh Air	Natural & Central Supply Air	4	via ensuite	Balanced	G4	43	41		100	5	300	A	80	Switch / Dimmer	Bed / Trolley 1.45m	See Guidance Notes	1		
Single Bed Isolation Cubicle		1	26.0	Isolation Bedroom	B1401-01	25	21	Adjacent Space Transfer Air	BMS Adjustable Sensor	Yes	Comfort Cooled Fresh Air	Supply via lobby	10	0	Balanced	F7	43	41		100	5	300	A	80	Switch / Dimmer	Bed / Trolley 1.45m	See Guidance Notes	1		
Gowning Lobby		1	6.0	Isolation Lobby	G0510	25	18	Warm Air - Reheat Battery	Local / BMS Adjustable Sensor	Yes	Comfort Cooled Fresh Air	Central Supply	69	0	Positive	F7	43	n/a		200	n/a	None	A	80	Presence detection	Floor 0m	See Guidance Notes	n/a		
Open Plan Bay (4 beds)		1	80.0	Multi-bed Wards	B1609-01	25	18	Radiant Panels	Remote Sensor Adj.	Yes	Comfort Cooled Fresh Air	Natural and Central Supply Air	4	via ensuite	positive to ensuite	G4	43	41		100	5	300	A	80	switch / dimmer	Bed / Trolley 1.45m	See Guidance Notes	n/a		
Patients' Assisted Bathroom		1	14.0	Bathroom	V1736	28	20	Adjacent Space Transfer Air	None	No	None	Central Dirty Extract	0	10	Negative	None	43	41		200	n/a	None	A	80	Presence detection	Floor 0m	See Guidance Notes	n/a		
Staff Base		1	6.0	Cellular / Ward Offices	M0251	25	18	Radiant Panels	Remote Sensor Adj.	Yes	Comfort Cooled Fresh Air	Central Supply and Extract	4	4	Balanced	G4	43	n/a		300	n/a	None	A	80	Switch	Desk 0.75 to 0.85m	See Guidance Notes	n/a		
Single Bed Cubicle		1	15.0	Bedroom	B1401	25	18	Radiant Panels	Remote Sensor Adj.	Yes	Comfort Cooled Fresh Air	Natural & Central Supply Air	4	via ensuite	Balanced	G4	43	41		100	5	300	A	80	Switch / Dimmer	Bed / Trolley 1.45m	See Guidance Notes	1		
En-suite wheelchair-accessible WC, Shower & wash		1	4.5	Bathroom	V1643	28	20	Adjacent Space Transfer Air	None	No	None	Central Dirty Extract	0	10	Negative	None	43	41		200	n/a	None	A	80	Presence detection	Floor 0m	See Guidance Notes	n/a		
Open Plan Bay (3 cots)		1	45.0	Multi-bed Wards	B1407-01	25	18	Radiant Panels	Remote Sensor Adj.	Yes	Comfort Cooled Fresh Air	Natural and Central Supply Air	4	via ensuite	positive to ensuite	G4	43	41		100	5	300	A	80	switch / dimmer	Bed / Trolley 1.45m	See Guidance Notes	n/a		
Staff Base		1	4.0	Cellular / Ward Offices	M0251	25	18	Radiant Panels	Remote Sensor Adj.	Yes	Comfort Cooled Fresh Air	Central Supply and Extract	4	4	Balanced	G4	43	n/a		300	n/a	None	A	80	Switch	Desk 0.75 to 0.85m	See Guidance Notes	n/a		
Single Cot Cubicle		1	26.0	Bedroom	B1421	25	18	Radiant Panels	Remote Sensor Adj.	Yes	Comfort Cooled Fresh Air	Natural & Central Supply Air	4	via ensuite	Balanced	G4	43	41		100	5	300	A	80	Switch / Dimmer	Bed / Trolley 1.45m	See Guidance Notes	1		
Single Bed Isolation Cubicle		1	26.0	Isolation Bedroom	B1401-01	25	21	Adjacent Space Transfer Air	BMS Adjustable Sensor	Yes	Comfort Cooled Fresh Air	Supply via lobby	10	0	Balanced	F7	43	41		100	5	300	A	80	Switch / Dimmer	Bed / Trolley 1.45m	See Guidance Notes	1		
Gowning Lobby		1	6.0	Isolation Lobby	G0510	25	18	Warm Air - Reheat Battery	Local / BMS Adjustable Sensor	Yes	Comfort Cooled Fresh Air	Central Supply	69	0	Positive	F7	43	n/a		200	n/a	None	A	80	Presence detection	Floor 0m	See Guidance Notes	n/a		
Open Plan Bay (4 beds)		1	104.0	Multi-bed Wards	B1609-02	25	18	Radiant Panels	Remote Sensor Adj.	Yes	Comfort Cooled Fresh Air	Natural and Central Supply Air	4	via ensuite	positive to ensuite	G4	43	41		100	5	300	A	80	switch / dimmer	Bed / Trolley 1.45m	See Guidance Notes	n/a		
Clean Utility		1	18.0	Clean Utility	T0101	28	18	Radiant Panels	Remote Sensor Adj.	Yes	Comfort Cooled Fresh Air	Central Supply Air	6	0	Positive	G4	43	41		150	n/a	None	A	80	Presence detection	General working plane 1m	See Guidance Notes	n/a		
Clean Utility		1	8.0	Clean Utility	T0101	28	18	Radiant Panels	Remote Sensor Adj.	Yes	Comfort Cooled Fresh Air	Central Supply Air	6	0	Positive	G4	43	41		150	n/a	None	A	80	Presence detection	General working plane 1m	See Guidance Notes	n/a		
Clean Utility		1	8.0	Clean Utility	T0101	28	18	Radiant Panels	Remote Sensor Adj.	Yes	Comfort Cooled Fresh Air	Central Supply Air	6	0	Positive	G4	43	41		150	n/a	None	A	80	Presence detection	General working plane 1m	See Guidance Notes	n/a		
Dirty Utility		1	19.0	Dirty utility	Y0431	28	18	Adjacent Space Transfer Air	None	No	None	Central Dirty Extract	0	6	Negative	None	43	41		200	n/a	None	A	80	Presence detection	Floor 0m	See Guidance Notes	n/a		
Dirty Utility		1	14.0	Dirty utility	Y0431	28	18	Adjacent Space Transfer Air	None	No	None	Central Dirty Extract	0	6	Negative	None	43	41		200	n/a	None	A	80	Presence detection	Floor 0m	See Guidance Notes	n/a		
Laboratory		1	10.0	Laboratory	L1804	25	18	Radiant Panels	Remote Sensor Adj.	Yes	Ceiling Cassette - Chilled Water	Central Supply and Extract	6	6	Balanced	F7	43	60		500	n/a	None	A	80	Switch	Desk 0.75 to 0.85m	See Guidance Notes	n/a		
Disposal Hold		1	10.0	Disposal Hold	Y0646	28	18	Adjacent Space Transfer Air	None	No	None	Central Dirty Extract	0	10	Negative	None	43	n/a		100	n/a	None	A	90	Presence detection	Floor 0m	See Guidance Notes	n/a		
DSR	1	7.0	DSR	Y1510	28	18	Adjacent Space Transfer Air	None	No	None	Central Dirty Extract	0	6	Negative	None	43	60		100											

RHSC / DCN Environmental Matrix

Dept	Room Name	Qty	Room Function	ADB Code	Temp (max)	Temp (min)	Heating Type	Heating Control	Cooling (present)	Cooling (type)	Ventilation (type)	Supply (ach/hr)	Extract (ach/hr)	Relative pressure	Min filtration	Surface temp	Water temp	Safety Notes	Normal lux	Night lux	Local lux	Standby grade	Colour render	Control	Plane	Medical Location	
	Relative Overnight Stay Room	2	Relatives Overnight Stay	D1311	28	20	Radiant Panels	Remote Sensor Adj.	Yes	Comfort Cooled Fresh Air	Central Supply and Extract	4	0	Positive	G4	43	41		100	n/a	None	A	80	Switch	Bed / Trolley 1.45m	See Guidance Notes	n/a
	En-suite wheelchair-accessible WC, Shower & wash	1	Bathroom	V1643	28	20	Adjacent Space Transfer Air	None	No	None	Central Dirty Extract	0	10	Negative	None	43	41		200	n/a	None	A	80	Presence detection	Floor 0m	See Guidance Notes	n/a
	En-suite wheelchair-accessible WC, Shower & wash	1	Bathroom	V1643	28	20	Adjacent Space Transfer Air	None	No	None	Central Dirty Extract	0	10	Negative	None	43	41		200	n/a	None	A	80	Presence detection	Floor 0m	See Guidance Notes	n/a
	Quiet / Interview Room	1	Meeting Room	M0724	25	18	Radiant Panels	Remote Sensor Adj.	Yes	Ceiling Cassette - Chilled Water	Central Supply and Extract	10 l/s per person	10 l/s per person	Balanced	G4	43	n/a		300	n/a	None	A	80	Switch	Desk 0.75 to 0.85m	See Guidance Notes	n/a
	Family Interview Room	1	Meeting Room	M0724	25	18	Radiant Panels	Remote Sensor Adj.	Yes	Ceiling Cassette - Chilled Water	Central Supply and Extract	10 l/s per person	10 l/s per person	Balanced	G4	43	n/a		300	n/a	None	A	80	Switch	Desk 0.75 to 0.85m	See Guidance Notes	n/a
	Bulk Supplies Store	1	Storage Area Equipment	W1585-??	28	16	Radiant Panels	Remote Sensor Adj.	No	None	Central General Extract	0	3	Negative	None	43	n/a		200	n/a	None	A	80	Presence detection	Floor 0m	See Guidance Notes	n/a
	Store - Equipment	1	Storage Area Equipment	W1585	28	16	Radiant Panels	Remote Sensor Adj.	No	None	Central General Extract	0	3	Negative	None	43	n/a		200	n/a	None	A	80	Presence detection	Floor 0m	See Guidance Notes	n/a
	Bed/Patient Chair / Buggy Storage	1	Storage Area Equipment	W1585-??	28	16	Radiant Panels	Remote Sensor Adj.	No	None	Central General Extract	0	3	Negative	None	43	n/a		200	n/a	None	A	80	Presence detection	Floor 0m	See Guidance Notes	n/a
	Retrieval Equipment Store	1	Storage Area Equipment	W1585-??	28	16	Radiant Panels	Remote Sensor Adj.	No	None	Central General Extract	0	3	Negative	None	43	n/a		200	n/a	None	A	80	Presence detection	Floor 0m	See Guidance Notes	n/a
	Equipment Service Room	1	Small Workshop	L1804	28	18	Radiant Panels	Remote Sensor Adj.	Yes	Comfort Cooled Fresh Air	Central Supply and Extract	4	6	Negative	G4	43	41		300	n/a	None	A	80	Switch	Desk 0.75 to 0.85m	See Guidance Notes	n/a
	Linen Bay (1 Trolley)	2	Linen Bay	W1594-01	28	16	Adjacent Space Transfer Air	None	No	None	Central Extract	0	3	Negative	None	43	n/a		200	n/a	None	A	80	Presence detection	Floor 0m	See Guidance Notes	n/a
	Gas Cylinder Store	2	Storage Area Med Gas	W1585-??	28	16	Frost protection	Room Thermostat	No	None	Natural ventilation	0	0	n/a	None	n/a	n/a		200	n/a	None	A	80	Presence detection	Floor 0m	See Guidance Notes	n/a
	Cardiac Echo/ECG Bay	1	Circulation Equipment Storage Bays	G0180-06	28	16	Adjacent Space Transfer Air	None	No	None	Central General Extract	0	3	Negative	None	43	n/a		200	n/a	None	A	80	Presence detection	Floor 0m	See Guidance Notes	n/a
	Mobile X-Ray / Ultrasound Bay	1	Circulation Equipment Storage Bays	G0180-06	28	16	Adjacent Space Transfer Air	None	No	None	Central General Extract	0	3	Negative	None	43	n/a		200	n/a	None	A	80	Presence detection	Floor 0m	See Guidance Notes	n/a
	X-Ray Processing	1	Diagnostic room	L1804	25	18	Warm Air - Reheat Battery	BMS Adjustable Sensor	Yes	Comfort Cooled	Central Supply and Extract	to suit location	to suit location	Balanced	F7	43	41		300	n/a	1000	A	80	Switch / Dimmer	General working plane 1m	See Guidance Notes	1
	Hoist Bay	1	Circulation Equipment Storage Bays	G0180-03	28	16	Adjacent Space Transfer Air	None	No	None	Central General Extract	0	3	Negative	None	43	n/a		200	n/a	None	A	80	Presence detection	Floor 0m	See Guidance Notes	n/a
	Resuscitation Trolley Bay	4	Circulation Equipment Storage Bays	G0180-01	28	16	Adjacent Space Transfer Air	None	No	None	Central General Extract	0	3	Negative	None	43	n/a		200	n/a	None	A	80	Presence detection	Floor 0m	See Guidance Notes	n/a
	On call consultant	1	Cellular / Ward Offices	M0251	25	18	Radiant Panels	Remote Sensor Adj.	Yes	Comfort Cooled Fresh Air	Central Supply and Extract	4	4	Balanced	G4	43	n/a		300	n/a	None	A	80	Switch	Desk 0.75 to 0.85m	See Guidance Notes	n/a
	Retrieval Team	1	Cellular / Ward Offices	M0251	25	18	Radiant Panels	Remote Sensor Adj.	Yes	Comfort Cooled Fresh Air	Central Supply and Extract	4	4	Balanced	G4	43	n/a		300	n/a	None	A	80	Switch	Desk 0.75 to 0.85m	See Guidance Notes	n/a
	Senior Nursing Office	1	Cellular / Ward Offices	M0251	25	18	Radiant Panels	Remote Sensor Adj.	Yes	Comfort Cooled Fresh Air	Central Supply and Extract	4	4	Balanced	G4	43	n/a		300	n/a	None	A	80	Switch	Desk 0.75 to 0.85m	See Guidance Notes	n/a
	Multidisciplinary Work Area PICU	1	Multi Disciplinary Work Areas	M0254	25	18	Radiant Panels	Remote Sensor Adj.	Yes	Comfort Cooled Fresh Air	Central Supply and Extract	4	4	Balanced	G4	43	n/a		300	n/a	1000	A	80	Switch	Desk 0.75 to 0.85m	See Guidance Notes	n/a
	Multidisciplinary Work Area HDU	1	Multi Disciplinary Work Areas	M0254	25	18	Radiant Panels	Remote Sensor Adj.	Yes	Comfort Cooled Fresh Air	Central Supply and Extract	4	4	Balanced	G4	43	n/a		300	n/a	1000	A	80	Switch	Desk 0.75 to 0.85m	See Guidance Notes	n/a
	Seminar Room	1	Meeting Room	H1313-03	25	18	Radiant Panels	Remote Sensor Adj.	Yes	Ceiling Cassette - Chilled Water	Central Supply and Extract	10 l/s per person	10 l/s per person	Balanced	G4	43	n/a		300	n/a	None	A	80	Switch	Desk 0.75 to 0.85m	See Guidance Notes	n/a
	IPS Room	1	IPS Room	Engineering	Manufacturer Dependant	Manufacturer Dependant	None	None	No	None	Central General Extract	0	3	Negative	None	43	n/a	0	n/a	n/a	None	A	80	Presence detection	Floor 0m	See Guidance Notes	n/a
	IPS Room	1	IPS Room	Engineering	Manufacturer Dependant	Manufacturer Dependant	None	None	No	None	Central General Extract	0	3	Negative	None	43	n/a	0	n/a	n/a	None	A	80	Presence detection	Floor 0m	See Guidance Notes	n/a
	Staff Room	1	Common room/staff room/lounge	D0608-03	28	18	Radiant Panels	Remote Sensor Adj.	Yes	Comfort Cooled Fresh Air	Central Supply and Extract	6	8	Negative	G4	43	41		300	n/a	None	A	80	Switch	Floor 0m	See Guidance Notes	n/a
	Reception / Staff Base	1	Reception	J0132-01	28	18	Radiant Panels	Remote Sensor Adj.	Yes	Comfort Cooled Fresh Air	Central Supply Air	4	4	Balanced	G4	43	n/a		300	n/a	None	A	80	Switch	Desk 0.75 to 0.85m	See Guidance Notes	n/a
	Single Bedroom	5	Bedroom	B0305-01	25	18	Radiant Panels	Remote Sensor Adj.	Yes	Comfort Cooled Fresh Air	Natural & Central Supply Air	4	via ensuite	Balanced	G4	43	41		100	5	300	A	80	Switch / Dimmer	Bed / Trolley 1.45m	See Guidance Notes	1
	Single Isolation Bedroom	3	Isolation Bedroom	B0308	25	21	Adjacent Space Transfer Air	BMS Adjustable Sensor	Yes	Comfort Cooled Fresh Air	Supply via lobby	10	0	Balanced	F7	43	41		100	5	300	A	80	Switch / Dimmer	Bed / Trolley 1.45m	See Guidance Notes	1
	Isolation Bedroom Entrance Lobby	3	Isolation Lobby	G0510	25	18	Warm Air - Reheat Battery	Local / BMS Adjustable Sensor	Yes	Comfort Cooled Fresh Air	Central Supply	69	0	Positive	F7	43	n/a		200	n/a	None	A	80	Presence detection	Floor 0m	See Guidance Notes	n/a
	En-suite wheelchair-accessible WC, Shower & wash	8	Bathroom	V1643	28	20	Adjacent Space Transfer Air	None	No	None	Central Dirty Extract	0	10	Negative	None	43	41		200	n/a	None	A	80	Presence detection	Floor 0m	See Guidance Notes	n/a
	4 Bed Room	2	Multi-bed Wards	B0405	25	18	Radiant Panels	Remote Sensor Adj.	Yes	Comfort Cooled Fresh Air	Natural and Central Supply Air	4	via ensuite	positive to ensuite	G4	43	41		100	5	300	A	80	switch / dimmer	Bed / Trolley 1.45m	See Guidance Notes	n/a
	WC	2	Toilet	V1010	28	18	Adjacent Space Transfer Air	None	No	None	Central Dirty Extract	0	10	Negative	None	43	41		200	n/a	None	A	80	Presence detection	Floor 0m	See Guidance Notes	n/a
	En-suite wheelchair-accessible WC, Shower & wash	2	Bathroom	V1643	28	20	Adjacent Space Transfer Air	None	No	None	Central Dirty Extract	0	10	Negative	None	43	41		200	n/a	None	A	80	Presence detection	Floor 0m	See Guidance Notes	n/a
	Single Bedroom (RHSC)	3	Bedroom	B0305-01	25	18	Radiant Panels	Remote Sensor Adj.	Yes	Comfort Cooled Fresh Air	Natural & Central Supply Air	4	via ensuite	Balanced	G4	43	41		100	5	300	A	80	Switch / Dimmer	Bed / Trolley 1.45m	See Guidance Notes	1
	Single Isolation Bedroom (RHSC)	1	Isolation Bedroom	B0308	25	21	Adjacent Space Transfer Air	BMS Adjustable Sensor	Yes	Comfort Cooled Fresh Air	Supply via lobby	10	0	Balanced	F7	43	41		100	5	300	A	80	Switch / Dimmer	Bed / Trolley 1.45m	See Guidance Notes	1
	Isolation Bedroom Entrance Lobby	1	Isolation Lobby	G0510	25	18	Warm Air - Reheat Battery	Local / BMS Adjustable Sensor	Yes	Comfort Cooled Fresh Air	Central Supply	69	0	Positive	F7	43	n/a		200	n/a	None	A	80	Presence detection	Floor 0m	See Guidance Notes	n/a
	En-suite trolley shower	4	Bathroom	V1643	28	20	Adjacent Space Transfer Air	None	No	None	Central Dirty Extract	0	10	Negative	None	43	41		200	n/a	None	A	80	Presence detection	Floor 0m	See Guidance Notes	n/a
	Sitting Room / Lounge	1	Common room/staff room/lounge	D1120	28	18	Radiant Panels	Remote Sensor Adj.	Yes	Comfort Cooled Fresh Air	Central Supply and Extract	6	8	Negative	G4	43	41		300	n/a	None	A	80	Switch	Floor 0m	See Guidance Notes	n/a
	Single Bedroom	3	Bedroom	B0305-01	25	18	Radiant Panels	Remote Sensor Adj.	Yes	Comfort Cooled Fresh Air	Natural & Central Supply Air	4	via ensuite	Balanced	G4	43	41		100	5	300	A	80	Switch / Dimmer	Bed / Trolley 1.45m	See Guidance Notes	1
	En-suite wheelchair-accessible WC, Shower & wash	3	Bathroom	V1643	28	20	Adjacent Space Transfer Air	None	No	None	Central Dirty Extract	0	10	Negative	None	43	41		200	n/a	None	A	80	Presence detection	Floor 0m	See Guidance Notes	n/a
	Patients' Assisted Bathroom	1	Bathroom	V1736	28	20	Adjacent Space Transfer Air	None	No	None	Central Dirty Extract	0	10	Negative	None	43	41		200	n/a	None	A	80	Presence detection	Floor 0m	See Guidance Notes	n/a
	Treatment Room	1	Treatment Room	X0105	28	18	Radiant Panels	Remote Sensor Adj.	Yes	Comfort Cooled Fresh Air	Central Supply Air	10	0	Positive	F7	43	41		500	n/a	1000	A	90	Switch	Bed / Trolley 1.45m	See Guidance Notes	n/a
	Clean Utility	1	Clean Utility	T0101	28	18	Radiant Panels	Remote Sensor Adj.	Yes	Comfort Cooled Fresh Air	Central Supply Air	6	0	Positive	G4	43	41		150	n/a	None	A	80	Presence detection	General working plane 1m	See Guidance Notes	n/a
	Resuscitation Trolley Bay	1	Resus Trolley bay	G0180-01	28	18	Adjacent Space Transfer Air	None	No	None	None	0	0	n/a	None	43	n/a		500	n/a	None	A	90	Switch	Bed / Trolley 1.45m	See Guidance Notes	n/a
	Dirty Utility	1	Dirty Utility	Y0431	28	18	Adjacent Space Transfer Air	None	No	None	Central Dirty Extract	0	6	Negative	None	43	41		200	n/a	None	A	80	Presence detection	Floor 0m	See Guidance Notes	n/a
	Touchdown Base	2	staff base	T0151	28	18	Radiant Panels	Remote Sensor Adj.	No	None	Central Supply and Extract	10 l/s per person	10 l/s per person	Balanced	G4	n/a	n/a		200/300	n/a	None	A	80	Switch / Dimmer	Desk 0.75 to 0.85m	See Guidance Notes	n/a
	Ward Management Office	1	Cellular / Ward Offices	M0251	25	18	Radiant Panels	Remote Sensor Adj.	Yes	Comfort Cooled Fresh Air	Central Supply and Extract	4	4	Balanced	G4	43	n/a		300	n/a	None	A	80	Switch	Desk 0.75 to 0.85m	See Guidance Notes	n/a
	Multi-disciplinary Office	1	Multi Disciplinary Work Areas	M0254	25	18	Radiant Panels	Remote Sensor Adj.	Yes	Comfort Cooled Fresh Air	Central Supply and Extract	4	4	Balanced	G4	43	n/a		300	n/a	None	A	80	Switch	Desk 0.75 to 0.85m	See Guidance Notes	n/a
	Patient Interview Room	1	Meeting Room	M0724	25	18	Radiant Panels	Remote Sensor Adj.	Yes	Ceiling Cassette - Chilled Water	Central Supply and Extract	10 l/s per person	10 l/s per person	Balanced	G4	43	n/a		300	n/a	None	A	80	Switch	Desk 0.75 to 0.85m	See Guidance Notes	n/a
	WC - Staff	2	Toilet	V1010-03	28	18	Adjacent Space Transfer Air	None	No	None	Central Dirty Extract	0	10	Negative	None	43	41		200	n/a	None	A	80	Presence detection	Floor 0m	See Guidance Notes	n/a
	WC - Visitors	1	Toilet	V1010-02	28	18	Adjacent Space Transfer Air	None	No</																		

RHSC / DCN Environmental Matrix

Dept	Dept	Room Name	Qty	Room Function	ADB Code	Temp (max)	Temp (min)	Heating Type	Heating Control	Cooling (present)	Cooling (type)	Ventilation (type)	Supply (ach/hr)	Extract (ach/hr)	Relative pressure	Min filtration	Surface temp	Water temp	Safety Notes	Normal lux	Night lux	Local lux	Standby grade	Colour render	Control	Plane	Medical Location	
		Store - Equipment	1	10.0	Storage Area Equipment	W1585	28	16	Radiant Panels	Remote Sensor Adj.	No	None	Central General Extract	0	3	Negative	None	43	n/a	200	n/a	None	A	80	Presence detection	Floor 0m	See Guidance Notes	n/a
		Hoist Bay	1	3.0	Circulation Equipment Storage Bays	G0180-03	28	16	Adjacent Space Transfer Air	None	No	None	Central General Extract	0	3	Negative	None	43	n/a	200	n/a	None	A	80	Presence detection	Floor 0m	See Guidance Notes	n/a
		Disposal Hold	1	10.0	Disposal Hold	Y0646	28	18	Adjacent Space Transfer Air	None	No	None	Central Dirty Extract	0	10	Negative	None	43	n/a	100	n/a	None	A	90	Presence detection	Floor 0m	See Guidance Notes	n/a
		Ward kitchen	1	12.0	Ward Kitchen	P0627-01	28	18	Adjacent Space Transfer Air	None	Yes	Ceiling Cassette - Chilled Water	Central General Extract	0	6	Negative	G4	n/a	60	500	n/a	None	A	80	Switch	General working plane 1m	See Guidance Notes	n/a
		Mobile X-Ray/Ultrasound Bay	1	4.0	Circulation Equipment Storage Bays	G0180-06	28	16	Adjacent Space Transfer Air	None	No	None	Central General Extract	0	3	Negative	None	43	n/a	200	n/a	None	A	80	Presence detection	Floor 0m	See Guidance Notes	n/a
		IPS Room	1	1.8	IPS Room	Engineering	Manufacturer Dependant	Manufacturer Dependant	None	None	No	None	Central General Extract	0	3	Negative	None	43	n/a	0	n/a	None	A	80	Presence detection	Floor 0m	See Guidance Notes	n/a
		DSR	1	7.0	DSR	Y1510	28	18	Adjacent Space Transfer Air	None	No	None	Central Dirty Extract	0	6	Negative	None	43	60	100	n/a	None	A	90	Presence detection	Floor 0m	See Guidance Notes	n/a
		Reception / Staff Base	1	3.0	Reception	J0132-01	28	18	Radiant Panels	Remote Sensor Adj.	Yes	Comfort Cooled Fresh Air	Central Supply Air	4	4	Balanced	G4	43	n/a	300	n/a	None	A	80	Switch	Desk 0.75 to 0.85m	See Guidance Notes	n/a
		Single Bedroom	2	17.0	Bedroom	B0305-01	25	18	Radiant Panels	Remote Sensor Adj.	Yes	Comfort Cooled Fresh Air	Natural & Central Supply Air	4	via ensuite	Balanced	G4	43	41	100	5	300	A	80	Switch / Dimmer	Bed / Trolley 1.45m	See Guidance Notes	1
		En-suite wheelchair-accessible WC, Shower & wash	2	4.5	Bathroom	V1643	28	20	Adjacent Space Transfer Air	None	No	None	Central Dirty Extract	0	10	Negative	None	43	41	200	n/a	None	A	80	Presence detection	Floor 0m	See Guidance Notes	n/a
		4 Bed Room	2	58.5	Multi-bed Wards	B0405	25	18	Radiant Panels	Remote Sensor Adj.	Yes	Comfort Cooled Fresh Air	Natural and Central Supply Air	4	via ensuite	positive to ensuite	G4	43	41	100	5	300	A	80	switch / dimmer	Bed / Trolley 1.45m	See Guidance Notes	n/a
		WC	2	4.5	Toilet	V1010	28	18	Adjacent Space Transfer Air	None	No	None	Central Dirty Extract	0	10	Negative	None	43	41	200	n/a	None	A	80	Presence detection	Floor 0m	See Guidance Notes	n/a
		Wetroom	1	14.0	Bathroom	V1736	28	20	Adjacent Space Transfer Air	None	No	None	Central Dirty Extract	0	10	Negative	None	43	41	200	n/a	None	A	80	Presence detection	Floor 0m	See Guidance Notes	n/a
		Single Bedroom (RHSC)	5	17.0	Bedroom	B0305-01	25	18	Radiant Panels	Remote Sensor Adj.	Yes	Comfort Cooled Fresh Air	Natural & Central Supply Air	4	via ensuite	Balanced	G4	43	41	100	5	300	A	80	Switch / Dimmer	Bed / Trolley 1.45m	See Guidance Notes	1
		En-suite wheelchair-accessible WC, Shower & wash	5	4.5	Bathroom	V1643	28	20	Adjacent Space Transfer Air	None	No	None	Central Dirty Extract	0	10	Negative	None	43	41	200	n/a	None	A	80	Presence detection	Floor 0m	See Guidance Notes	n/a
		Discharge Lounge	1	20.0	Common room/staff room/lounge	D1135	28	18	Radiant Panels	Remote Sensor Adj.	Yes	Comfort Cooled Fresh Air	Central Supply and Extract	6	8	Negative	G4	43	41	300	n/a	None	A	80	Switch	Floor 0m	See Guidance Notes	n/a
		Patients' Assisted Bathroom	1	14.0	Bathroom	V1736	28	20	Adjacent Space Transfer Air	None	No	None	Central Dirty Extract	0	10	Negative	None	43	41	200	n/a	None	A	80	Presence detection	Floor 0m	See Guidance Notes	n/a
		Treatment Room	1	16.0	Treatment Room	X0105	28	18	Radiant Panels	Remote Sensor Adj.	Yes	Comfort Cooled Fresh Air	Central Supply Air	10	0	Positive	F7	43	41	500	n/a	1000	A	90	Switch	Bed / Trolley 1.45m	See Guidance Notes	n/a
		Clean Utility	1	12.0	Clean Utility	T0101	28	18	Radiant Panels	Remote Sensor Adj.	Yes	Comfort Cooled Fresh Air	Central Supply Air	6	0	Positive	G4	43	41	150	n/a	None	A	80	Presence detection	General working plane 1m	See Guidance Notes	n/a
		Resuscitation Trolley Bay	1	1.0	Resus Trolley bay	G0180-01	28	18	Adjacent Space Transfer Air	None	No	None	None	0	0	n/a	None	43	n/a	500	n/a	None	A	90	Switch	Bed / Trolley 1.45m	See Guidance Notes	n/a
		Dirty Utility	1	14.0	Dirty utility	Y0431	28	18	Adjacent Space Transfer Air	None	No	None	Central Dirty Extract	0	6	Negative	None	43	41	200	n/a	None	A	80	Presence detection	Floor 0m	See Guidance Notes	n/a
		Touchdown Base	1	3.0	staff base	T0151	28	18	Radiant Panels	Remote Sensor Adj.	No	None	Central Supply and Extract	10l/s/per person	10l/s/per person	Balanced	G4	n/a	n/a	200/300	n/a	None	A	80	Switch / Dimmer	Desk 0.75 to 0.85m	See Guidance Notes	n/a
		Ward Management Office	1	10.0	Cellular / Ward Offices	M0251	25	18	Radiant Panels	Remote Sensor Adj.	Yes	Comfort Cooled Fresh Air	Central Supply and Extract	4	4	Balanced	G4	43	n/a	300	n/a	None	A	80	Switch	Desk 0.75 to 0.85m	See Guidance Notes	n/a
		Multi-Disciplinary Office	1	18.0	Multi Disciplinary Work Areas	M0254	25	18	Radiant Panels	Remote Sensor Adj.	Yes	Comfort Cooled Fresh Air	Central Supply and Extract	4	4	Balanced	G4	43	n/a	300	n/a	None	A	80	Switch	Desk 0.75 to 0.85m	See Guidance Notes	n/a
		Patient Interview Room	1	9.0	Meeting Room	M0724	25	18	Radiant Panels	Remote Sensor Adj.	Yes	Ceiling Cassette - Chilled Water	Central Supply and Extract	10 l/s per person	10 l/s per person	Balanced	G4	43	n/a	300	n/a	None	A	80	Switch	Desk 0.75 to 0.85m	See Guidance Notes	n/a
		WC - Staff	2	3.0	Toilet	V1010-03	28	18	Adjacent Space Transfer Air	None	No	None	Central Dirty Extract	0	10	Negative	None	43	41	200	n/a	None	A	80	Presence detection	Floor 0m	See Guidance Notes	n/a
		WC - Visitors	1	3.0	Toilet	V1010-02	28	18	Adjacent Space Transfer Air	None	No	None	Central Dirty Extract	0	10	Negative	None	43	41	200	n/a	None	A	80	Presence detection	Floor 0m	See Guidance Notes	n/a
		Dining / Play Room	1	13.0	Eating/Drinking	D0608-01	28	18	Radiant Panels	Remote Sensor Adj.	Yes	Comfort Cooled Fresh Air	Central Supply and Extract	10 l/s per person	10 l/s per person	Balanced	G4	43	41	300	n/a	None	A	80	Switch	Floor 0m	See Guidance Notes	n/a
		Pantry	1	8.0	Pantry	P0627	28	18	Radiant Panels	Remote Sensor Adj.	Yes	Comfort Cooled Fresh Air	Central Supply and Extract	6	8	Negative	G4	43	41	300	n/a	None	A	80	Switch	Floor 0m	See Guidance Notes	n/a
		Linen Bay (1 Trolley)	1	1.5	Linen Bay	W1594-01	28	16	Adjacent Space Transfer Air	None	No	None	Central Extract	0	3	Negative	None	43	n/a	200	n/a	None	A	80	Presence detection	Floor 0m	See Guidance Notes	n/a
		Store - back up clothing	1	4.0	Storage Area Equipment	W1585-??	28	16	Radiant Panels	Remote Sensor Adj.	No	None	Central General Extract	0	3	Negative	None	43	n/a	200	n/a	None	A	80	Presence detection	Floor 0m	See Guidance Notes	n/a
		Store - General	1	12.0	Storage Area Equipment	W1585	28	16	Radiant Panels	Remote Sensor Adj.	No	None	Central General Extract	0	3	Negative	None	43	n/a	200	n/a	None	A	80	Presence detection	Floor 0m	See Guidance Notes	n/a
		Store - Equipment	1	10.0	Storage Area Equipment	W1585	28	16	Radiant Panels	Remote Sensor Adj.	No	None	Central General Extract	0	3	Negative	None	43	n/a	200	n/a	None	A	80	Presence detection	Floor 0m	See Guidance Notes	n/a
		Hoist Bay	1	3.0	Circulation Equipment Storage Bays	G0180-03	28	16	Adjacent Space Transfer Air	None	No	None	Central General Extract	0	3	Negative	None	43	n/a	200	n/a	None	A	80	Presence detection	Floor 0m	See Guidance Notes	n/a
		Disposal Hold	1	10.0	Disposal Hold	Y0646	28	18	Adjacent Space Transfer Air	None	No	None	Central Dirty Extract	0	10	Negative	None	43	n/a	100	n/a	None	A	90	Presence detection	Floor 0m	See Guidance Notes	n/a
		Ward kitchen	1	12.0	Ward Kitchen	P0627-01	28	18	Adjacent Space Transfer Air	None	Yes	Ceiling Cassette - Chilled Water	Central General Extract	0	6	Negative	G4	n/a	60	500	n/a	None	A	80	Switch	General working plane 1m	See Guidance Notes	n/a
		DSR	1	7.0	DSR	Y1510	28	18	Adjacent Space Transfer Air	None	No	None	Central Dirty Extract	0	6	Negative	None	43	60	100	n/a	None	A	90	Presence detection	Floor 0m	See Guidance Notes	n/a
		Reception / Staff Base	1	3.0	Reception	J0132-01	28	18	Radiant Panels	Remote Sensor Adj.	Yes	Comfort Cooled Fresh Air	Central Supply Air	4	4	Balanced	G4	43	n/a	300	n/a	None	A	80	Switch	Desk 0.75 to 0.85m	See Guidance Notes	n/a
		Waiting Area	1	10.0	Waiting Room	J0132-02	28	18	Radiant Panels	Remote Sensor Adj.	Yes	Comfort Cooled Fresh Air	Central Supply and Extract	5	5	Balanced	G4	43	n/a	300	n/a	None	A	80	Switch	Floor 0m	See Guidance Notes	n/a
		Single Bedroom (RHSC)	3	17.0	Bedroom	B0305-01	25	18	Radiant Panels	Remote Sensor Adj.	Yes	Comfort Cooled Fresh Air	Natural & Central Supply Air	4	via ensuite	Balanced	G4	43	41	100	5	300	A	80	Switch / Dimmer	Bed / Trolley 1.45m	See Guidance Notes	1
		Single Isolation Bedroom (RHSC)	1	17.0	Isolation Bedroom	B0308	25	21	Adjacent Space Transfer Air	BMS Adjustable Sensor	Yes	Comfort Cooled Fresh Air	Supply via lobby	10	0	Balanced	F7	43	41	100	5	300	A	80	Switch / Dimmer	Bed / Trolley 1.45m	See Guidance Notes	1
		Isolation Bedroom Entrance Lobby	1	4.0	Isolation Lobby	G0510	25	18	Warm Air - Reheat Battery	Local / BMS Adjustable Sensor	Yes	Comfort Cooled Fresh Air	Central Supply	69	0	Positive	F7	43	n/a	200	n/a	None	A	80	Presence detection	Floor 0m	See Guidance Notes	n/a
		En-suite wheelchair-accessible WC, Shower & wash	4	4.5	Bathroom	V1643	28	20	Adjacent Space Transfer Air	None	No	None	Central Dirty Extract	0	10	Negative	None	43	41	200	n/a	None	A	80	Presence detection	Floor 0m	See Guidance Notes	n/a
		4 Bed Room	2	58.5	Multi-bed Wards	B0405	25	18	Radiant Panels	Remote Sensor Adj.	Yes	Comfort Cooled Fresh Air	Natural and Central Supply Air	4	via ensuite	positive to ensuite	G4	43	41	100	5	300	A	80	switch / dimmer	Bed / Trolley 1.45m	See Guidance Notes	n/a
		Wetroom	1	14.0	Bathroom	V1736	28	20	Adjacent Space Transfer Air	None	No	None	Central Dirty Extract	0	10	Negative	None	43	41	200	n/a	None	A	80	Presence detection	Floor 0m	See Guidance Notes	n/a
		Patients' Assisted Bathroom	1	14.0	Bathroom	V1736	28	20	Adjacent Space Transfer Air	None	No	None	Central Dirty Extract	0	10	Negative	None	43	41	200	n/a	None	A	80	Presence detection	Floor 0m	See Guidance Notes	n/a
		Treatment Room	1	16.0	Treatment Room	X0105	28	18	Radiant Panels	Remote Sensor Adj.	Yes	Comfort Cooled Fresh Air	Central Supply Air	10	0	Positive	F7	43	41	500	n/a	1000	A	90	Switch	Bed / Trolley 1.45m	See Guidance Notes	n/a
		Clean Utility	1	12.0	Clean Utility	T0101	28	18	Radiant Panels	Remote Sensor Adj.	Yes	Comfort Cooled Fresh Air	Central Supply Air	6	0	Positive	G4	43	41	150	n/a	None	A	80	Presence detection	General working plane 1m	See Guidance Notes	n/a
		Resuscitation Trolley Bay	1	1.0	Resus Trolley bay	G0180-01	28	18	Adjacent Space Transfer Air	None	No	None	None	0	0	n/a	None	43	n/a	500	n/a	None	A	90	Switch	Bed / Trolley 1.45m	See Guidance Notes	n/a
		Dirty Utility	1	14.0	Dirty utility	Y0431	28	18	Adjacent Space Transfer Air	None	No	None	Central Dirty Extract	0	6	Negative	None	43	41	200	n/a	None	A	80	Presence detection	Floor 0m	See Guidance Notes	n/a

RHSC / DCN Environmental Matrix

Dept	Room Name	Qty	Room Function	ADB Code	Temp (max)	Temp (min)	Heating Type	Heating Control	Cooling (present)	Cooling (type)	Ventilation (type)	Supply (ach/hr)	Extract (ach/hr)	Relative pressure	Min filtration	Surface temp	Water temp	Safety Notes	Normal lux	Night lux	Local lux	Standby grade	Colour render	Control	Plane	Medical Location		
	Store - General	1	16.0	Storage Area Equipment	W1585	28	16	Radiant Panels	Remote Sensor Adj.	No	None	Central General Extract	0	3	Negative	None	43	n/a		200	n/a	None	A	80	Presence detection	Floor 0m	See Guidance Notes	n/a
	Store - Equipment	1	10.0	Storage Area Equipment	W1585	28	16	Radiant Panels	Remote Sensor Adj.	No	None	Central General Extract	0	3	Negative	None	43	n/a		200	n/a	None	A	80	Presence detection	Floor 0m	See Guidance Notes	n/a
	Hoist Bay	1	3.0	Circulation Equipment Storage Bays	G0180-03	28	16	Adjacent Space Transfer Air	None	No	None	Central General Extract	0	3	Negative	None	43	n/a		200	n/a	None	A	80	Presence detection	Floor 0m	See Guidance Notes	n/a
	Disposal Hold	1	10.0	Disposal Hold	Y0646	28	18	Adjacent Space Transfer Air	None	No	None	Central Dirty Extract	0	10	Negative	None	43	n/a		100	n/a	None	A	90	Presence detection	Floor 0m	See Guidance Notes	n/a
	Ward Kitchen	1	12.0	Ward Kitchen	P0627-01	28	18	Adjacent Space Transfer Air	None	Yes	Ceiling Cassette - Chilled Water	Central General Extract	0	6	Negative	G4	n/a	60		500	n/a	None	A	80	Switch	General working plane 1m	See Guidance Notes	n/a
	DSR	1	7.0	DSR	Y1510	28	18	Adjacent Space Transfer Air	None	No	None	Central Dirty Extract	0	6	Negative	None	43	60		100	n/a	None	A	90	Presence detection	Floor 0m	See Guidance Notes	n/a
	Snoezelen Room	1	12.0	Consulting Room	C0224-??	28	18	Radiant Panels	Remote Sensor Adj.	Yes	Comfort Cooled Fresh Air	Central Supply and Extract	3	3	Balanced	G4	43	41		300	n/a	1000	A	80	Switch	Bed / Trolley 1.45m	See Guidance Notes	1
	WC Accessible	2	4.5	Toilet	V0922	28	18	Adjacent Space Transfer Air	None	No	None	Central Dirty Extract	0	10	Negative	None	43	41		200	n/a	None	A	80	Presence detection	Floor 0m	See Guidance Notes	n/a
	Rehabilitation Room	1	30.0	Consulting Room	C0224-??	28	18	Radiant Panels	Remote Sensor Adj.	Yes	Comfort Cooled Fresh Air	Central Supply and Extract	3	3	Balanced	G4	43	41		300	n/a	1000	A	80	Switch	Bed / Trolley 1.45m	See Guidance Notes	1
	Waiting Area	1	12.0	Waiting Room	J0132-02	28	18	Radiant Panels	Remote Sensor Adj.	Yes	Comfort Cooled Fresh Air	Central Supply and Extract	5	5	Balanced	G4	43	n/a		300	n/a	None	A	80	Switch	Floor 0m	See Guidance Notes	n/a
	Reception / Staff Base	1	3.0	Reception	J0132-01	28	18	Radiant Panels	Remote Sensor Adj.	Yes	Comfort Cooled Fresh Air	Central Supply Air	4	4	Balanced	G4	43	n/a		300	n/a	None	A	80	Switch	Desk 0.75 to 0.85m	See Guidance Notes	n/a
	Touchdown Base	1	2.0	staff base	T0151	28	18	Radiant Panels	Remote Sensor Adj.	No	None	Central Supply and Extract	10l/s/per person	10l/s/per person	Balanced	G4	n/a	n/a		200/300	n/a	None	A	80	Switch / Dimmer	Desk 0.75 to 0.85m	See Guidance Notes	n/a
	Single Bedroom (RHSC)	3	17.0	Bedroom	B0305-01	25	18	Radiant Panels	Remote Sensor Adj.	Yes	Comfort Cooled Fresh Air	Natural & Central Supply Air	4	via ensuite	Balanced	G4	43	41		100	5	300	A	80	Switch / Dimmer	Bed / Trolley 1.45m	See Guidance Notes	1
	Single Isolation Bedroom (RHSC)	4	17.0	Isolation Bedroom	B0308	25	21	Adjacent Space Transfer Air	BMS Adjustable Sensor	Yes	Comfort Cooled Fresh Air	Supply via lobby	10	0	Balanced	F7	43	41		100	5	300	A	80	Switch / Dimmer	Bed / Trolley 1.45m	See Guidance Notes	1
	Isolation Bedroom Entrance Lobby	4	4.0	Isolation Lobby	G0510	25	18	Warm Air - Reheat Battery	Local / BMS Adjustable Sensor	Yes	Comfort Cooled Fresh Air	Central Supply	69	0	Positive	F7	43	n/a		200	n/a	None	A	80	Presence detection	Floor 0m	See Guidance Notes	n/a
	En-suite wheelchair-accessible WC, Shower & wash	7	4.5	Bathroom	V1643	28	20	Adjacent Space Transfer Air	None	No	None	Central Dirty Extract	0	10	Negative	None	43	41		200	n/a	None	A	80	Presence detection	Floor 0m	See Guidance Notes	n/a
	Patients' Assisted Bathroom	1	14.0	Bathroom	V1736	28	20	Adjacent Space Transfer Air	None	No	None	Central Dirty Extract	0	10	Negative	None	43	41		200	n/a	None	A	80	Presence detection	Floor 0m	See Guidance Notes	n/a
	Multi Bed Room: day care, 4 beds & 2 chairs	1	72.5	Multi-bed Wards	B0405-01	25	18	Radiant Panels	Remote Sensor Adj.	Yes	Comfort Cooled Fresh Air	Natural and Central Supply Air	4	via ensuite	positive to ensuite	G4	43	41		100	5	300	A	80	switch / dimmer	Bed / Trolley 1.45m	See Guidance Notes	n/a
	Single Bedroom (RHSC)	3	17.0	Bedroom	B0305-01	25	18	Radiant Panels	Remote Sensor Adj.	Yes	Comfort Cooled Fresh Air	Natural & Central Supply Air	4	via ensuite	Balanced	G4	43	41		100	5	300	A	80	Switch / Dimmer	Bed / Trolley 1.45m	See Guidance Notes	1
	En-suite wheelchair-accessible WC, Shower & wash	4	4.5	Bathroom	V1643	28	20	Adjacent Space Transfer Air	None	No	None	Central Dirty Extract	0	10	Negative	None	43	41		200	n/a	None	A	80	Presence detection	Floor 0m	See Guidance Notes	n/a
	Treatment Room	1	12.0	Treatment Room	X0105	28	18	Radiant Panels	Remote Sensor Adj.	Yes	Comfort Cooled Fresh Air	Central Supply Air	10	0	Positive	F7	43	41		500	n/a	1000	A	90	Switch	Bed / Trolley 1.45m	See Guidance Notes	n/a
	Clean Utility	1	16.0	Clean Utility	T0101	28	18	Radiant Panels	Remote Sensor Adj.	Yes	Comfort Cooled Fresh Air	Central Supply Air	6	0	Positive	G4	43	41		150	n/a	None	A	80	Presence detection	General working plane 1m	See Guidance Notes	n/a
	Single Bedroom	3	17.0	Bedroom	B0305-01	25	18	Radiant Panels	Remote Sensor Adj.	Yes	Comfort Cooled Fresh Air	Natural & Central Supply Air	4	via ensuite	Balanced	G4	43	41		100	5	300	A	80	Switch / Dimmer	Bed / Trolley 1.45m	See Guidance Notes	1
	En-suite wheelchair-accessible WC, Shower & wash	3	4.5	Bathroom	V1643	28	20	Adjacent Space Transfer Air	None	No	None	Central Dirty Extract	0	10	Negative	None	43	41		200	n/a	None	A	80	Presence detection	Floor 0m	See Guidance Notes	n/a
	Kitchen/ Lounge/Social Space	1	25.0	Common room/staff room/lounge	D1120-02	28	18	Radiant Panels	Remote Sensor Adj.	Yes	Comfort Cooled Fresh Air	Central Supply and Extract	6	8	Negative	G4	43	41		300	n/a	None	A	80	Switch	Floor 0m	See Guidance Notes	n/a
	Quiet Study Room	1	10.0	Cellular / Ward Offices	M0251	25	18	Radiant Panels	Remote Sensor Adj.	Yes	Comfort Cooled Fresh Air	Central Supply and Extract	4	4	Balanced	G4	43	n/a		300	n/a	None	A	80	Switch	Desk 0.75 to 0.85m	See Guidance Notes	n/a
	Treatment / Clean Utility	1	18.0	Treatment Room	X0105-??	28	18	Radiant Panels	Remote Sensor Adj.	Yes	Comfort Cooled Fresh Air	Central Supply Air	10	0	Positive	F7	43	41		500	n/a	1000	A	90	Switch	Bed / Trolley 1.45m	See Guidance Notes	n/a
	Resuscitation Trolley Bay	1	1.0	Circulation Equipment Storage Bays	G0180-01	28	16	Adjacent Space Transfer Air	None	No	None	Central General Extract	0	3	Negative	None	43	n/a		200	n/a	None	A	80	Presence detection	Floor 0m	See Guidance Notes	n/a
	Hoist Bay	1	3.0	Circulation Equipment Storage Bays	G0180-03	28	16	Adjacent Space Transfer Air	None	No	None	Central General Extract	0	3	Negative	None	43	n/a		200	n/a	None	A	80	Presence detection	Floor 0m	See Guidance Notes	n/a
	Dirty Utility	1	14.0	Dirty Utility	Y0431	28	18	Adjacent Space Transfer Air	None	No	None	Central Dirty Extract	0	6	Negative	None	43	41		200	n/a	None	A	80	Presence detection	Floor 0m	See Guidance Notes	n/a
	Complementary Therapy Room	1	10.0	Consulting Room	X0613	28	18	Radiant Panels	Remote Sensor Adj.	Yes	Comfort Cooled Fresh Air	Central Supply and Extract	3	3	Balanced	G4	43	41		300	n/a	1000	A	80	Switch	Bed / Trolley 1.45m	See Guidance Notes	1
	Ward Management Office	1	10.0	Cellular / Ward Offices	M0251	25	18	Radiant Panels	Remote Sensor Adj.	Yes	Comfort Cooled Fresh Air	Central Supply and Extract	4	4	Balanced	G4	43	n/a		300	n/a	None	A	80	Switch	Desk 0.75 to 0.85m	See Guidance Notes	n/a
	Consultant Office (5 person)	1	25.0	Cellular / Ward Offices	M0251	25	18	Radiant Panels	Remote Sensor Adj.	Yes	Comfort Cooled Fresh Air	Central Supply and Extract	4	4	Balanced	G4	43	n/a		300	n/a	None	A	80	Switch	Desk 0.75 to 0.85m	See Guidance Notes	n/a
	Medical Staff Office	1	20.0	Cellular / Ward Offices	M0251	25	18	Radiant Panels	Remote Sensor Adj.	Yes	Comfort Cooled Fresh Air	Central Supply and Extract	4	4	Balanced	G4	43	n/a		300	n/a	None	A	80	Switch	Desk 0.75 to 0.85m	See Guidance Notes	n/a
	Nursing Staff Office	1	15.0	Cellular / Ward Offices	M0251	25	18	Radiant Panels	Remote Sensor Adj.	Yes	Comfort Cooled Fresh Air	Central Supply and Extract	4	4	Balanced	G4	43	n/a		300	n/a	None	A	80	Switch	Desk 0.75 to 0.85m	See Guidance Notes	n/a
	Multi-Disciplinary Office	1	18.0	Multi Disciplinary Work Areas	M0254	25	18	Radiant Panels	Remote Sensor Adj.	Yes	Comfort Cooled Fresh Air	Central Supply and Extract	4	4	Balanced	G4	43	n/a		300	n/a	None	A	80	Switch	Desk 0.75 to 0.85m	See Guidance Notes	n/a
	Research Staff Office	1	19.0	Cellular / Ward Offices	M0251	25	18	Radiant Panels	Remote Sensor Adj.	Yes	Comfort Cooled Fresh Air	Central Supply and Extract	4	4	Balanced	G4	43	n/a		300	n/a	None	A	80	Switch	Desk 0.75 to 0.85m	See Guidance Notes	n/a
	WC - Staff	2	3.0	Toilet	V1010	28	18	Adjacent Space Transfer Air	None	No	None	Central Dirty Extract	0	10	Negative	None	43	41		200	n/a	None	A	80	Presence detection	Floor 0m	See Guidance Notes	n/a
	WC - Visitors	1	3.0	Toilet	V1010	28	18	Adjacent Space Transfer Air	None	No	None	Central Dirty Extract	0	10	Negative	None	43	41		200	n/a	None	A	80	Presence detection	Floor 0m	See Guidance Notes	n/a
	Play Room	1	25.0	Common room/staff room/lounge	H1322-01	28	18	Radiant Panels	Remote Sensor Adj.	Yes	Comfort Cooled Fresh Air	Central Supply and Extract	6	8	Negative	G4	43	41		300	n/a	None	A	80	Switch	Floor 0m	See Guidance Notes	n/a
	Pantry	1	8.0	Pantry	P0627	28	18	Radiant Panels	Remote Sensor Adj.	Yes	Comfort Cooled Fresh Air	Central Supply and Extract	6	8	Negative	G4	43	41		300	n/a	None	A	80	Switch	Floor 0m	See Guidance Notes	n/a
	Linen Bay (1 Trolley)	1	1.5	Linen Bay	W1594-01	28	16	Adjacent Space Transfer Air	None	No	None	Central Extract	0	3	Negative	None	43	n/a		200	n/a	None	A	80	Presence detection	Floor 0m	See Guidance Notes	n/a
	Store - General	1	10.0	Storage Area Equipment	W1585	28	16	Radiant Panels	Remote Sensor Adj.	No	None	Central General Extract	0	3	Negative	None	43	n/a		200	n/a	None	A	80	Presence detection	Floor 0m	See Guidance Notes	n/a
	Ward Kitchen	1	12.0	Ward Kitchen	P0627-01	28	18	Adjacent Space Transfer Air	None	Yes	Ceiling Cassette - Chilled Water	Central General Extract	0	6	Negative	G4	n/a	60		500	n/a	None	A	80	Switch	General working plane 1m	See Guidance Notes	n/a
	Store - Equipment	1	10.0	Storage Area Equipment	W1585	28	16	Radiant Panels	Remote Sensor Adj.	No	None	Central General Extract	0	3	Negative	None	43	n/a		200	n/a	None	A	80	Presence detection	Floor 0m	See Guidance Notes	n/a
	Pharmacy Base	1	9.0	Consulting Room	T0151	28	18	Radiant Panels	Remote Sensor Adj.	Yes	Comfort Cooled Fresh Air	Central Supply and Extract	3	3	Balanced	G4	43	41		300	n/a	1000	A	80	Switch	Bed / Trolley 1.45m	See Guidance Notes	1
	Patient Interview Room	1	9.0	Meeting Room	M0724	25	18	Radiant Panels	Remote Sensor Adj.	Yes	Ceiling Cassette - Chilled Water	Central Supply and Extract	10 l/s per person	10 l/s per person	Balanced	G4	43	n/a		300	n/a	None	A	80	Switch	Desk 0.75 to 0.85m	See Guidance Notes	n/a
	Family Sitting Room	1	27.0	Common room/staff room/lounge	D1120	28	18	Radiant Panels	Remote Sensor Adj.	Yes	Comfort Cooled Fresh Air	Central Supply and Extract	6	8	Negative	G4	43	41		300	n/a	None	A	80	Switch	Floor 0m	See Guidance Notes	n/a
	Breast Pump Room	1	4.0	Baby Feeding	S0012	25	18	Radiant Panels	Remote Sensor Adj.	No	None	Central Supply Air	5	0	Positive	G4	43	41		100	n/a	None	A	80	Presence detection	Floor 0m	See Guidance Notes	n/a
	Nappy Change	1	4.0	Nappy Change	V1131	25	18	Radiant Panels	Remote Sensor Adj.	No	None	Central Dirty Extract	0															

RHSC / DCN Environmental Matrix

Dept	Room Name	Qty	Room Function	ADB Code	Temp (max)	Temp (min)	Heating Type	Heating Control	Cooling (present)	Cooling (type)	Ventilation (type)	Supply (ach/hr)	Extract (ach/hr)	Relative pressure	Min filtration	Surface temp	Water temp	Safety Notes	Normal lux	Night lux	Local lux	Standby grade	Colour render	Control	Plane	Medical Location		
C1.8	Surgical Short Stay Inpatients 14 Beds	Dining / Play Room	1	15.0	Eating/Drinking	D0608-01	28	18	Radiant Panels	Remote Sensor Adj.	Yes	Comfort Cooled Fresh Air	Central Supply and Extract	10 l/s per person	10 l/s per person	Balanced	G4	43	41	300	n/a	None	A	80	Switch	Floor 0m	See Guidance Notes	n/a
		Single Bedroom	4	17.0	Bedroom	B0305-01	25	18	Radiant Panels	Remote Sensor Adj.	Yes	Comfort Cooled Fresh Air	Natural & Central Supply Air	4	via ensuite	Balanced	G4	43	41	100	5	300	A	80	Switch / Dimmer	Bed / Trolley 1.45m	See Guidance Notes	1
		En-suite Shower / WC / WHB	4	4.5	Bathroom	V1643	28	20	Adjacent Space Transfer Air	None	No	None	Central Dirty Extract	0	10	Negative	None	43	41	200	n/a	None	A	80	Presence detection switch / dimmer	Floor 0m	See Guidance Notes	n/a
		4 Bed Room	2	58.5	Multi-bed Wards	B0405	25	18	Radiant Panels	Remote Sensor Adj.	Yes	Comfort Cooled Fresh Air	Natural and Central Supply Air	4	via ensuite	Positive to ensuite	G4	43	41	100	5	300	A	80	Switch	Bed / Trolley 1.45m	See Guidance Notes	n/a
		En-suite Shower / WC / WHB	2	6.0	Bathroom	V1643	28	20	Adjacent Space Transfer Air	None	No	None	Central Dirty Extract	0	10	Negative	None	43	41	200	n/a	None	A	80	Presence detection	Floor 0m	See Guidance Notes	n/a
		Single Bedroom (RHSC)	2	17.0	Bedroom	B0305-01	25	18	Radiant Panels	Remote Sensor Adj.	Yes	Comfort Cooled Fresh Air	Natural & Central Supply Air	4	via ensuite	Balanced	G4	43	41	100	5	300	A	80	Switch / Dimmer	Bed / Trolley 1.45m	See Guidance Notes	1
		En-suite wheelchair-accessible WC, Shower & wash	2	4.5	Bathroom	V1643	28	20	Adjacent Space Transfer Air	None	No	None	Central Dirty Extract	0	10	Negative	None	43	41	200	n/a	None	A	80	Presence detection	Floor 0m	See Guidance Notes	n/a
		Patient Assisted Bathroom	1	14.0	Bathroom	V1736	28	20	Adjacent Space Transfer Air	None	No	None	Central Dirty Extract	0	10	Negative	None	43	41	200	n/a	None	A	80	Presence detection	Floor 0m	See Guidance Notes	n/a
		Treatment Room	1	16.0	Treatment Room	X0105	28	18	Radiant Panels	Remote Sensor Adj.	Yes	Comfort Cooled Fresh Air	Central Supply Air	10	0	Positive	F7	43	41	500	n/a	1000	A	90	Switch	Bed / Trolley 1.45m	See Guidance Notes	n/a
		Ward Management Office	1	9.0	Cellular / Ward Offices	M0251	25	18	Radiant Panels	Remote Sensor Adj.	Yes	Comfort Cooled Fresh Air	Central Supply and Extract	4	4	Balanced	G4	43	n/a	300	n/a	None	A	80	Switch	Desk / Trolley 1.45m	See Guidance Notes	n/a
		Touchdown Base	1	2.0	staff base	T0151	28	18	Radiant Panels	Remote Sensor Adj.	No	None	Central Supply and Extract	10l/s per person	10l/s per person	Balanced	G4	n/a	n/a	200/300	n/a	None	A	80	Switch / Dimmer	Desk 0.75 to 0.85m	See Guidance Notes	n/a
		Staff WC	1	3.0	Toilet	V1010	28	18	Adjacent Space Transfer Air	None	No	None	Central Dirty Extract	0	10	Negative	None	43	41	200	n/a	None	A	80	Presence detection	Floor 0m	See Guidance Notes	n/a
		WC - Visitors	1	3.0	Toilet	V1010	28	18	Adjacent Space Transfer Air	None	No	None	Central Dirty Extract	0	10	Negative	None	43	41	200	n/a	None	A	80	Presence detection	Floor 0m	See Guidance Notes	n/a
		Clean Utility	1	12.0	Clean Utility	T0101	28	18	Radiant Panels	Remote Sensor Adj.	Yes	Comfort Cooled Fresh Air	Central Supply Air	6	0	Positive	G4	43	41	150	n/a	None	A	80	Presence detection	General working plane 1m	See Guidance Notes	n/a
		Dirty Utility	1	14.0	Dirty utility	Y0431	28	18	Adjacent Space Transfer Air	None	No	None	Central Dirty Extract	0	6	Negative	None	43	41	200	n/a	None	A	80	Presence detection	Floor 0m	See Guidance Notes	n/a
		Ward Kitchen	1	12.0	Ward Kitchen	P0627-01	28	18	Adjacent Space Transfer Air	None	Yes	Ceiling Cassette - Chilled Water	Central General Extract	0	6	Negative	G4	n/a	60	500	n/a	None	A	80	Switch	General working plane 1m	See Guidance Notes	n/a
		Resuscitation Trolley Bay	1	1.0	Circulation Equipment Storage Bays	G0180-01	28	16	Adjacent Space Transfer Air	None	No	None	Central General Extract	0	3	Negative	None	43	n/a	200	n/a	None	A	80	Presence detection	Floor 0m	See Guidance Notes	n/a
		Linen Bay (1 Trolley)	1	1.5	Linen Bay	W1594-01	28	16	Adjacent Space Transfer Air	None	No	None	Central Extract	0	3	Negative	None	43	n/a	200	n/a	None	A	80	Presence detection	Floor 0m	See Guidance Notes	n/a
		Store - General	1	10.0	Storage Area Equipment	W1585	28	16	Radiant Panels	Remote Sensor Adj.	No	None	Central General Extract	0	3	Negative	None	43	n/a	200	n/a	None	A	80	Presence detection	Floor 0m	See Guidance Notes	n/a
		Store - Equipment	1	10.0	Storage Area Equipment	W1585	28	16	Radiant Panels	Remote Sensor Adj.	No	None	Central General Extract	0	3	Negative	None	43	n/a	200	n/a	None	A	80	Presence detection	Floor 0m	See Guidance Notes	n/a
Disposal Hold	1	10.0	Disposal Hold	Y0646	28	18	Adjacent Space Transfer Air	None	No	None	Central Dirty Extract	0	10	Negative	None	43	n/a	100	n/a	None	A	90	Presence detection	Floor 0m	See Guidance Notes	n/a		
WC Wheelchair Accessible	2	4.5	Toilet	V0922	28	18	Adjacent Space Transfer Air	None	No	None	Central Dirty Extract	0	10	Negative	None	43	41	200	n/a	None	A	80	Presence detection	Floor 0m	See Guidance Notes	n/a		
DSR	1	7.0	DSR	Y1510	28	18	Adjacent Space Transfer Air	None	No	None	Central Dirty Extract	0	6	Negative	None	43	60	100	n/a	None	A	90	Presence detection	Floor 0m	See Guidance Notes	n/a		
C2	Wards Support Areas	Staff Room	1	48.0	Common room/staff room/lounge	D0608-03	28	18	Radiant Panels	Remote Sensor Adj.	Yes	Comfort Cooled Fresh Air	Central Supply and Extract	6	8	Negative	G4	43	41	300	n/a	None	A	80	Switch	Floor 0m	See Guidance Notes	n/a
		DSR	1	7.0	DSR	Y1510	28	18	Adjacent Space Transfer Air	None	No	None	Central Dirty Extract	0	6	Negative	None	43	60	100	n/a	None	A	90	Presence detection	Floor 0m	See Guidance Notes	n/a
		Seminar Room	1	25.0	Meeting Room	H11313-03	25	18	Radiant Panels	Remote Sensor Adj.	Yes	Ceiling Cassette - Chilled Water	Central Supply and Extract	10 l/s per person	10 l/s per person	Balanced	G4	43	n/a	300	n/a	None	A	80	Switch	Desk 0.75 to 0.85m	See Guidance Notes	n/a
C3	Special Feeds Unit	Food Prep Area	1	24.0	Ward Kitchen	P0627-01	28	18	Adjacent Space Transfer Air	None	Yes	Ceiling Cassette - Chilled Water	Central General Extract	0	6	Negative	G4	n/a	60	500	n/a	None	A	80	Switch	General working plane 1m	See Guidance Notes	n/a
		Store - Feeds	1	8.0	Storage Area Equipment	W1585-??	28	16	Radiant Panels	Remote Sensor Adj.	No	None	Central General Extract	0	3	Negative	None	43	n/a	200	n/a	None	A	80	Presence detection	Floor 0m	See Guidance Notes	n/a
		Office Ante Room	1	9.0	Cellular / Ward Offices	M0251	25	18	Radiant Panels	Remote Sensor Adj.	Yes	Comfort Cooled Fresh Air	Central Supply and Extract	4	4	Balanced	G4	43	n/a	300	n/a	None	A	80	Switch	Desk 0.75 to 0.85m	See Guidance Notes	n/a
C4	Sleep Lab	Wash Room	1	5.0	Bathroom	V1736	28	20	Adjacent Space Transfer Air	None	No	None	Central Dirty Extract	0	10	Negative	None	43	41	200	n/a	None	A	80	Presence detection	Floor 0m	See Guidance Notes	n/a
		Sleep Room	2	15.0	Bedroom	B0704	25	18	Radiant Panels	Remote Sensor Adj.	Yes	Comfort Cooled Fresh Air	Natural & Central Supply Air	4	via ensuite	Balanced	G4	43	41	100	5	300	A	80	Switch / Dimmer	Bed / Trolley 1.45m	See Guidance Notes	1
		En-suite wheelchair-accessible WC, Shower & wash	2	6.0	Bathroom	V1643	28	20	Adjacent Space Transfer Air	None	No	None	Central Dirty Extract	0	10	Negative	None	43	41	200	n/a	None	A	80	Presence detection	Floor 0m	See Guidance Notes	n/a
		Parents Room	2	10.0	Bedroom	D1311	25	18	Radiant Panels	Remote Sensor Adj.	Yes	Comfort Cooled Fresh Air	Natural & Central Supply Air	4	via ensuite	Positive to ensuite	G4	43	41	100	5	300	A	80	Switch / Dimmer	Bed / Trolley 1.45m	See Guidance Notes	1
		Control Room	1	15.0	Cellular / Ward Offices	M0251	25	18	Radiant Panels	Remote Sensor Adj.	Yes	Comfort Cooled Fresh Air	Central Supply and Extract	4	4	Balanced	G4	43	n/a	300	n/a	None	A	80	Switch	Desk 0.75 to 0.85m	See Guidance Notes	n/a
Store	1	6.0	Storage Area Equipment	W1585	28	16	Radiant Panels	Remote Sensor Adj.	No	None	Central General Extract	0	3	Negative	None	43	n/a	200	n/a	None	A	80	Presence detection	Floor 0m	See Guidance Notes	n/a		
C5	Classrooms	Primary Classroom	1	18.0	Classroom	H11313-03	25	18	Radiant Panels	Remote Sensor Adj.	Yes	Ceiling Cassette - Chilled Water	Central Supply and Extract	10 l/s per person	10 l/s per person	Balanced	G4	43	41	300	n/a	None	A	80	Switch	Desk 0.75 to 0.85m	See Guidance Notes	n/a
		Upper Primary Classroom	1	18.0	Classroom	H11313-03	25	18	Radiant Panels	Remote Sensor Adj.	Yes	Ceiling Cassette - Chilled Water	Central Supply and Extract	10 l/s per person	10 l/s per person	Balanced	G4	43	41	300	n/a	None	A	80	Switch	Desk 0.75 to 0.85m	See Guidance Notes	n/a
		Secondary Classroom	1	18.0	Classroom	H11313-03	25	18	Radiant Panels	Remote Sensor Adj.	Yes	Ceiling Cassette - Chilled Water	Central Supply and Extract	10 l/s per person	10 l/s per person	Balanced	G4	43	41	300	n/a	None	A	80	Switch	Desk 0.75 to 0.85m	See Guidance Notes	n/a
		Resource Storage	1	10.0	Storage Area Equipment	W1585-??	28	16	Radiant Panels	Remote Sensor Adj.	No	None	Central General Extract	0	3	Negative	None	43	n/a	200	n/a	None	A	80	Presence detection	Floor 0m	See Guidance Notes	n/a
		Administration Area	1	15.0	Cellular / Ward Offices	M0251	25	18	Radiant Panels	Remote Sensor Adj.	Yes	Comfort Cooled Fresh Air	Central Supply and Extract	4	4	Balanced	G4	43	n/a	300	n/a	None	A	80	Switch	Desk 0.75 to 0.85m	See Guidance Notes	n/a
		WC Ambulant	1	3.0	Toilet	V1010	28	18	Adjacent Space Transfer Air	None	No	None	Central Dirty Extract	0	10	Negative	None	43	41	200	n/a	None	A	80	Presence detection	Floor 0m	See Guidance Notes	n/a
		WC - Wheelchair accessible	1	4.5	Toilet	V0922	28	18	Adjacent Space Transfer Air	None	No	None	Central Dirty Extract	0	10	Negative	None	43	41	200	n/a	None	A	80	Presence detection	Floor 0m	See Guidance Notes	n/a
		Store	1	3.0	Storage Area Equipment	W1585	28	16	Radiant Panels	Remote Sensor Adj.	No	None	Central General Extract	0	3	Negative	None	43	n/a	200	n/a	None	A	80	Presence detection	Floor 0m	See Guidance Notes	n/a
		Consult/Examination	10	15.5	Consulting Room	C0224-01	28	18	Radiant Panels	Remote Sensor Adj.	Yes	Comfort Cooled Fresh Air	Central Supply and Extract	3	3	Balanced	G4	43	41	300	n/a	1000	A	80	Switch	Bed / Trolley 1.45m	See Guidance Notes	1
		Child Protection Room	1	24.0	Consulting Room	C0224-??	28	18	Radiant Panels	Remote Sensor Adj.	Yes	Comfort Cooled Fresh Air	Central Supply and Extract	3	3	Balanced	G4	43	41	300	n/a	1000	A	80	Switch	Bed / Trolley 1.45m	See Guidance Notes	1
		Consult/Examination (Child Protection)	1	15.5	Consulting Room	C0224-7	28	18	Radiant Panels	Remote Sensor Adj.	Yes	Comfort Cooled Fresh Air	Central Supply and Extract	3	3	Balanced	G4	43	41	300	n/a	1000	A	80	Switch	Bed / Trolley 1.45m	See Guidance Notes	1
		Consult/Multi-Disciplinary	1	24.0	Consulting Room	C0217	28	18	Radiant Panels	Remote Sensor Adj.	Yes	Comfort Cooled Fresh Air	Central Supply and Extract	3	3	Balanced	G4	43	41	300	n/a	1000	A	80	Switch	Bed / Trolley 1.45m	See Guidance Notes	1
		Treatment Room (with prep area)	1	16.0	Treatment Room	X0105-01	28	18	Radiant Panels	Remote Sensor Adj.	Yes	Comfort Cooled Fresh Air	Central Supply Air	10	0	Positive	F7	43	41	500	n/a	1000	A	90	Switch	Bed / Trolley 1.45m	See Guidance Notes	n/a
		Plaster Suite (3 bays)	1	40.0	Consulting Room	X0206	28	18	Radiant Panels	Remote Sensor Adj.	Yes	Comfort Cooled Fresh Air	Central Supply and Extract	3	3	Balanced	G4	43	41	300	n/a	1000	A	80	Switch	Bed / Trolley 1.45m	See Guidance Notes	1
		Store: Plaster	1	6.0	Storage Area Equipment	W1585-??	28	16	Radiant Panels	Remote Sensor Adj.	No	None	Central General Extract	0	3	Negative	None	43	n/a	200	n/a	None	A	80	Presence detection	Floor 0m	See Guidance Notes	n/a
		Orthotics Workshop	1	16.0	Small Workshop	K0420	28	18	Radiant Panels	Remote Sensor Adj.	Yes	Comfort Cooled Fresh Air	Central Supply and Extract	4	6	Negative	G4	43	41	200	n/a	None	A	80	Switch	Desk 0.75 to 0.85m	See Guidance Notes	n/a
		Equipment / General Store																										

RHSC / DCN Environmental Matrix

Dept	Room Name	Qty	Room Function	ADB Code	Temp (max)	Temp (min)	Heating Type	Heating Control	Cooling (present)	Cooling (type)	Ventilation (type)	Supply (ach/hr)	Extract (ach/hr)	Relative pressure	Min filtration	Surface temp	Water temp	Safety Notes	Normal lux	Night lux	Local lux	Standby grade	Colour render	Control	Plane	Medical Location				
D1	RHSC Main Outpatients Department	Resuscitation Trolley Bay	1	1.0	Resus Trolley bay	G0180-01	28	18	Adjacent Space Transfer Air	None	No	None	None	0	0	n/a	None	43	n/a	500	n/a	None	A	90	Switch	Bed / Trolley 1.45m	See Guidance Notes	n/a		
		Phlebotomy Room	1	8.0	Consulting Room	C0224-??	28	18	Radiant Panels	Remote Sensor Adj.	Yes	Comfort Cooled Fresh Air	Central Supply and Extract	3	3	Balanced	G4	43	41	300	n/a	1000	A	80	Switch	Bed / Trolley 1.45m	See Guidance Notes	1		
		Specimen/ Disabled WC	1	4.5	Toilet	V0922	28	18	Adjacent Space Transfer Air	None	No	None	Central Dirty Extract	0	10	Negative	None	43	41	200	n/a	None	A	80	Presence detection	Floor 0m	See Guidance Notes	n/a		
		Linen Bay	1	1.5	Linen Bay	W1594-01	28	16	Adjacent Space Transfer Air	None	No	None	Central Extract	0	3	Negative	None	43	n/a	200	n/a	None	A	80	Presence detection	Floor 0m	See Guidance Notes	n/a		
		Pantry	1	8.0	Pantry	P0627	28	18	Radiant Panels	Remote Sensor Adj.	Yes	Comfort Cooled Fresh Air	Central Supply and Extract	6	8	Negative	G4	43	41	300	n/a	None	A	80	Switch	Floor 0m	See Guidance Notes	n/a		
		Staff WC	2	3.0	Toilet	V1010	28	18	Adjacent Space Transfer Air	None	No	None	Central Dirty Extract	0	10	Negative	None	43	41	200	n/a	None	A	80	Presence detection	Floor 0m	See Guidance Notes	n/a		
		WC - Fully accessible changing room	1	7.0	Toilet	V0922-01	28	18	Adjacent Space Transfer Air	None	No	None	Central Dirty Extract	0	10	Negative	None	43	41	200	n/a	None	A	80	Presence detection	Floor 0m	See Guidance Notes	n/a		
		Baby Infant / Feeding Room	1	4.0	Baby Feeding	S0012	25	18	Radiant Panels	Remote Sensor Adj.	No	None	Central Supply Air	5	0	Positive	G4	43	41	100	n/a	None	A	80	Presence detection	Floor 0m	See Guidance Notes	n/a		
		Nappy Change	1	4.0	Nappy Change	V1131	25	18	Radiant Panels	Remote Sensor Adj.	No	None	Central Dirty Extract	0	10	Negative	None	43	41	100	n/a	None	A	80	Presence detection	Floor 0m	See Guidance Notes	n/a		
		Sub Waiting Area (incl supervised play) with Nurse Base	1	46	Waiting Room	J0132-02	28	18	Radiant Panels	Remote Sensor Adj.	Yes	Comfort Cooled Fresh Air	Central Supply and Extract	5	5	Balanced	G4	43	n/a	300	n/a	None	A	80	Switch	Floor 0m	See Guidance Notes	n/a		
		Sub Waiting Area	1	3.5	Waiting Room	J0132-02	28	18	Radiant Panels	Remote Sensor Adj.	Yes	Comfort Cooled Fresh Air	Central Supply and Extract	5	5	Balanced	G4	43	n/a	300	n/a	None	A	80	Switch	Floor 0m	See Guidance Notes	n/a		
		Reception	1	3.0	Reception	J0132-01	28	18	Radiant Panels	Remote Sensor Adj.	Yes	Comfort Cooled Fresh Air	Central Supply Air	4	4	Balanced	G4	43	n/a	300	n/a	None	A	80	Switch	Desk 0.75 to 0.85m	See Guidance Notes	n/a		
		WC wheelchair accessible	2	4.5	Toilet	V0922	28	18	Adjacent Space Transfer Air	None	No	None	Central Dirty Extract	0	10	Negative	None	43	41	200	n/a	None	A	80	Presence detection	Floor 0m	See Guidance Notes	n/a		
		Consult/Examination	4	15.5	Consulting Room	C0224-01	28	18	Radiant Panels	Remote Sensor Adj.	Yes	Comfort Cooled Fresh Air	Central Supply and Extract	3	3	Balanced	G4	43	41	300	n/a	1000	A	80	Switch	Bed / Trolley 1.45m	See Guidance Notes	1		
		Consult/Examination (Ophthalmology)	1	15.5	Consulting Room	C0224-??	28	18	Radiant Panels	Remote Sensor Adj.	Yes	Comfort Cooled Fresh Air	Central Supply and Extract	3	3	Balanced	G4	43	41	300	n/a	1000	A	80	Switch	Bed / Trolley 1.45m	See Guidance Notes	1		
		Consult/Multi-Disciplinary	1	24.0	Consulting Room	C0217	28	18	Radiant Panels	Remote Sensor Adj.	Yes	Comfort Cooled Fresh Air	Central Supply and Extract	3	3	Balanced	G4	43	41	300	n/a	1000	A	80	Switch	Bed / Trolley 1.45m	See Guidance Notes	1		
		Equipment / General Store	1	8.0	Storage Area Equipment	W1585	28	16	Radiant Panels	Remote Sensor Adj.	No	None	Central General Extract	0	3	Negative	None	43	n/a	200	n/a	None	A	80	Presence detection	Floor 0m	See Guidance Notes	n/a		
		Play Therapy (inc messy play) Room	1	18.0	Common room/staff room/lounge	H1322-01	28	18	Radiant Panels	Remote Sensor Adj.	Yes	Comfort Cooled Fresh Air	Central Supply and Extract	6	8	Negative	G4	43	41	300	n/a	None	A	80	Switch	Floor 0m	See Guidance Notes	n/a		
		Physical Measurement	2	3.5	Consulting Room	C0522-02	28	18	Radiant Panels	Remote Sensor Adj.	Yes	Comfort Cooled Fresh Air	Central Supply and Extract	3	3	Balanced	G4	43	41	300	n/a	1000	A	80	Switch	Bed / Trolley 1.45m	See Guidance Notes	1		
		Infant Measuring Room	1	6.0	Consulting Room	C0522-02	28	18	Radiant Panels	Remote Sensor Adj.	Yes	Comfort Cooled Fresh Air	Central Supply and Extract	3	3	Balanced	G4	43	41	300	n/a	1000	A	80	Switch	Bed / Trolley 1.45m	See Guidance Notes	1		
		Shower Room	1	5.0	Bathroom	V1643	28	20	Adjacent Space Transfer Air	None	No	None	Central Dirty Extract	0	10	Negative	None	43	41	200	n/a	None	A	80	Presence detection	Floor 0m	See Guidance Notes	n/a		
		Mobile Hoist Bay	1	3.0	Circulation Equipment Storage Bays	G0180-03	28	16	Adjacent Space Transfer Air	None	No	None	Central General Extract	0	3	Negative	None	43	n/a	200	n/a	None	A	80	Presence detection	Floor 0m	See Guidance Notes	n/a		
		Consult/Examination (Cleft)	2	18.0	Consulting Room	C0224-??	28	18	Radiant Panels	Remote Sensor Adj.	Yes	Comfort Cooled Fresh Air	Central Supply and Extract	3	3	Balanced	G4	43	41	300	n/a	1000	A	80	Switch	Bed / Trolley 1.45m	See Guidance Notes	1		
		Consult/Examination (ENT)	3	17.0	Consulting Room	C0224-??	28	18	Radiant Panels	Remote Sensor Adj.	Yes	Comfort Cooled Fresh Air	Central Supply and Extract	3	3	Balanced	G4	43	41	300	n/a	1000	A	80	Switch	Bed / Trolley 1.45m	See Guidance Notes	1		
		Store Room	1	1.0	Storage Area Equipment	W1585-??	28	16	Radiant Panels	Remote Sensor Adj.	No	None	Central General Extract	0	3	Negative	None	43	n/a	200	n/a	None	A	80	Presence detection	Floor 0m	See Guidance Notes	n/a		
		Treatment Room (with prep area)	2	16.0	Treatment Room	X0105-01	28	18	Radiant Panels	Remote Sensor Adj.	Yes	Comfort Cooled Fresh Air	Central Supply Air	10	0	Positive	F7	43	41	500	n/a	1000	A	90	Switch	Bed / Trolley 1.45m	See Guidance Notes	n/a		
		Clean Utility	1	8.0	Clean Utility	T0101	28	18	Radiant Panels	Remote Sensor Adj.	Yes	Comfort Cooled Fresh Air	Central Supply Air	6	0	Positive	G4	43	41	150	n/a	None	A	80	Presence detection	General working plane 1m	See Guidance Notes	n/a		
		Dirty Utility	1	11.0	Dirty utility	Y0431	28	18	Adjacent Space Transfer Air	None	No	None	Central Dirty Extract	0	6	Negative	None	43	41	200	n/a	None	A	80	Presence detection	Floor 0m	See Guidance Notes	n/a		
		DSR	1	7.0	DSR	Y1510	28	18	Adjacent Space Transfer Air	None	No	None	Central Dirty Extract	0	6	Negative	None	43	60	100	n/a	None	A	90	Presence detection	Floor 0m	See Guidance Notes	n/a		
		Disposal Hold	1	10.0	Disposal Hold	Y0646	28	18	Adjacent Space Transfer Air	None	No	None	Central Dirty Extract	0	10	Negative	None	43	n/a	100	n/a	None	A	90	Presence detection	Floor 0m	See Guidance Notes	n/a		
		Resuscitation Trolley Bay	1	1.0	Circulation Equipment Storage Bays	G0180-01	28	16	Adjacent Space Transfer Air	None	No	None	Central General Extract	0	3	Negative	None	43	n/a	200	n/a	None	A	80	Presence detection	Floor 0m	See Guidance Notes	n/a		
		Phlebotomy Room	1	8.0	Consulting Room	C0224-??	28	18	Radiant Panels	Remote Sensor Adj.	Yes	Comfort Cooled Fresh Air	Central Supply and Extract	3	3	Balanced	G4	43	41	300	n/a	1000	A	80	Switch	Bed / Trolley 1.45m	See Guidance Notes	1		
		Linen Bay (1 Trolley)	1	1.5	Linen Bay	W1594-01	28	16	Adjacent Space Transfer Air	None	No	None	Central Extract	0	3	Negative	None	43	n/a	200	n/a	None	A	80	Presence detection	Floor 0m	See Guidance Notes	n/a		
		Staff WC	1	3.0	Toilet	V1010	28	18	Adjacent Space Transfer Air	None	No	None	Central Dirty Extract	0	10	Negative	None	43	41	200	n/a	None	A	80	Presence detection	Floor 0m	See Guidance Notes	n/a		
		Baby Infant / Feeding Room	1	4.0	Baby Feeding	S0012	25	18	Radiant Panels	Remote Sensor Adj.	No	None	Central Supply Air	5	0	Positive	G4	43	41	100	n/a	None	A	80	Presence detection	Floor 0m	See Guidance Notes	n/a		
		Nappy Change	1	4.0	Nappy Change	V1131	25	18	Radiant Panels	Remote Sensor Adj.	No	None	Central Dirty Extract	0	10	Negative	None	43	41	100	n/a	None	A	80	Presence detection	Floor 0m	See Guidance Notes	n/a		
		Outpatients Management Office	1	9.0	Cellular / Ward Offices	M0251	25	18	Radiant Panels	Remote Sensor Adj.	Yes	Comfort Cooled Fresh Air	Central Supply and Extract	4	4	Balanced	G4	43	n/a	300	n/a	None	A	80	Switch	Desk 0.75 to 0.85m	See Guidance Notes	n/a		
		Meeting Room	1	15.0	Meeting Room	H1313-03	25	18	Radiant Panels	Remote Sensor Adj.	Yes	Ceiling Cassette - Chilled Water	Central Supply and Extract	10 l/s per person	10 l/s per person	Balanced	G4	43	n/a	300	n/a	None	A	80	Switch	Desk 0.75 to 0.85m	See Guidance Notes	n/a		
		D2	Cardiology & Respiratory	Waiting Area	1	9.0	Waiting Room	J0132-02	28	18	Radiant Panels	Remote Sensor Adj.	Yes	Comfort Cooled Fresh Air	Central Supply and Extract	5	5	Balanced	G4	43	n/a	300	n/a	None	A	80	Switch	Floor 0m	See Guidance Notes	n/a
				Store/ Equipment	1	9.0	Storage Area Equipment	W1585	28	16	Radiant Panels	Remote Sensor Adj.	No	None	Central General Extract	0	3	Negative	None	43	n/a	200	n/a	None	A	80	Presence detection	Floor 0m	See Guidance Notes	n/a
WC Staff	1			4.5	Toilet	V1010-03	28	18	Adjacent Space Transfer Air	None	No	None	Central Dirty Extract	0	10	Negative	None	43	41	200	n/a	None	A	80	Presence detection	Floor 0m	See Guidance Notes	n/a		
DSR	1			7.0	DSR	Y1510	28	18	Adjacent Space Transfer Air	None	No	None	Central Dirty Extract	0	6	Negative	None	43	60	100	n/a	None	A	90	Presence detection	Floor 0m	See Guidance Notes	n/a		
Physical Measurement	1			3.5	Consulting Room	C0522-02	28	18	Radiant Panels	Remote Sensor Adj.	Yes	Comfort Cooled Fresh Air	Central Supply and Extract	3	3	Balanced	G4	43	41	300	n/a	1000	A	80	Switch	Bed / Trolley 1.45m	See Guidance Notes	1		
ECG Procedure Room	1			12.0	Consulting Room	C0718-??	28	18	Radiant Panels	Remote Sensor Adj.	Yes	Comfort Cooled Fresh Air	Central Supply and Extract	3	3	Balanced	G4	43	41	300	n/a	1000	A	80	Switch	Bed / Trolley 1.45m	See Guidance Notes	1		
Echocardiography Room	1			20.0	Diagnostic room	C0712	25	18	Warm Air - Reheat Battery	BMS Adjustable Sensor	Yes	Comfort Cooled Fresh Air	Central Supply and Extract	to suit location	to suit location	Balanced	F7	43	41	300	n/a	1000	A	80	Switch / Dimmer	General working plane 1m	See Guidance Notes	1		
Exercise Tolerance Test Room	1			20.0	Consulting Room	C0718-01	28	18	Radiant Panels	Remote Sensor Adj.	Yes	Comfort Cooled Fresh Air	Central Supply and Extract	3	3	Balanced	G4	43	41	300	n/a	1000	A	80	Switch	Bed / Trolley 1.45m	See Guidance Notes	1		
Admin Office	1			12.0	Cellular / Ward Offices	M0251	25	18	Radiant Panels	Remote Sensor Adj.	Yes	Comfort Cooled Fresh Air	Central Supply and Extract	4	4	Balanced	G4	43	n/a	300	n/a	None	A	80	Switch	Desk 0.75 to 0.85m	See Guidance Notes	n/a		
Lung Function Laboratory	1			28.0	Treatment Room	C0718-02	28	18	Radiant Panels	Remote Sensor Adj.	Yes	Comfort Cooled Fresh Air	Central Supply Air	10	0	Positive	F7	43	41	500	n/a	1000	A	90	Switch	Bed / Trolley 1.45m	See Guidance Notes	n/a		
Exercise Room/Lung Function Laboratory	1			22.0	Treatment Room	C0715	28	18	Radiant Panels	Remote Sensor Adj.	Yes	Comfort Cooled Fresh Air	Central Supply Air	10	0	Positive	F7	43	41	500	n/a	1000	A	90	Switch	Bed / Trolley 1.45m	See Guidance Notes	n/a		
Admin Office	1			15.0	Cellular / Ward Offices	M0251	25	18	Radiant Panels	Remote Sensor Adj.	Yes	Comfort Cooled Fresh Air	Central Supply and Extract	4	4	Balanced	G4	43	n/a	300	n/a	None	A	80	Switch	Desk 0.75 to 0.85m	See Guidance Notes	n/a		
Domiciliary Sleep Studies	1	12.0	Consulting Room	C0224-03	28	18	Radiant Panels	Remote Sensor Adj.	Yes	Comfort Cooled Fresh Air	Central Supply and Extract	3	3	Balanced	G4	43	41	300	n/a	1000	A	80	Switch	Bed / Trolley 1.45m	See Guidance Notes	1				
D3	Orthoptics	Staff Office	1	12.0	Cellular / Ward Offices	M0251	25	18	Radiant Panels	Remote Sensor Adj.	Yes	Comfort Cooled Fresh Air	Central Supply and Extract	4	4	Balanced	G4</													

RHSC / DCN Environmental Matrix

Dept	Dept	Room Name	Qty	Room Function	ADB Code	Temp (max)	Temp (min)	Heating Type	Heating Control	Cooling (present)	Cooling (type)	Ventilation (type)	Supply (ach/hr)	Extract (ach/hr)	Relative pressure	Min filtration	Surface temp	Water temp	Safety Notes	Normal lux	Night lux	Local lux	Standby grade	Colour render	Control	Plane	Medical Location	
D4	Audiology	Testing/Clinic Rooms	2	21.0 Consulting Room	C0515	28	18	Radiant Panels	Remote Sensor Adj.	Yes	Comfort Cooled Fresh Air	Central Supply and Extract	3	3	Balanced	G4	43	41		300	n/a	1000	A	80	Switch	Bed / Trolley 1.45m	See Guidance Notes	1
		Obs/Control	2	8.0 Diagnostic room	C0516	25	18	Warm Air - Reheat Battery	BMS Adjustable Sensor	Yes	Comfort Cooled Fresh Air	Central Supply and Extract	to suit location	to suit location	Balanced	F7	43	41		300	n/a	1000	A	80	Switch / Dimmer	General working plane 1m	See Guidance Notes	1
		ABR Room	1	16.0 Treatment Room	C0517	28	18	Radiant Panels	Remote Sensor Adj.	Yes	Comfort Cooled Fresh Air	Central Supply Air	10	0	Positive	F7	43	41		500	n/a	1000	A	90	Switch	Bed / Trolley 1.45m	See Guidance Notes	n/a
		Test Room	1	16.0 Treatment Room	C0517-01	28	18	Radiant Panels	Remote Sensor Adj.	Yes	Comfort Cooled Fresh Air	Central Supply Air	10	0	Positive	F7	43	41		500	n/a	1000	A	90	Switch	Bed / Trolley 1.45m	See Guidance Notes	n/a
		Work Room	1	12.0 Small Workshop	L1804	28	18	Radiant Panels	Remote Sensor Adj.	Yes	Comfort Cooled Fresh Air	Central Supply and Extract	4	6	Negative	G4	43	41		300	n/a	None	A	80	Switch	Desk 0.75 to 0.85m	See Guidance Notes	n/a
		Mould Room	1	9.0 Small Workshop	L1804	28	18	Radiant Panels	Remote Sensor Adj.	Yes	Comfort Cooled Fresh Air	Central Supply and Extract	4	6	Negative	G4	43	41		300	n/a	None	A	80	Switch	Desk 0.75 to 0.85m	See Guidance Notes	n/a
		Store	1	15.0 Storage Area Equipment	W1585	28	16	Radiant Panels	Remote Sensor Adj.	No	None	Central General Extract	0	3	Negative	None	43	n/a		200	n/a	None	A	80	Presence detection	Floor 0m	See Guidance Notes	n/a
D5	Paediatric Dentistry	Shared Staff Office	1	32.8 Cellular / Ward Offices	M0251	25	18	Radiant Panels	Remote Sensor Adj.	Yes	Comfort Cooled Fresh Air	Central Supply and Extract	4	4	Balanced	G4	43	n/a		300	n/a	None	A	80	Switch	Desk 0.75 to 0.85m	See Guidance Notes	n/a
		Surgeries (standard)	3	18.0 Operating Theatre Suite	C0903	25	18	warm air via AHU Battery	Local / BMS Adjustable Sensor	Yes	Comfort Cooled Fresh Air	Central Supply and Extract	In line with SHTM 03-01	In line with SHTM 03-01		F7	43	41		500	n/a	10,000 - 100,000	A	80	Switch	Bed / Trolley 1.45m	See Guidance Notes	n/a
		Surgery (multi-disciplinary)	1	20.0 Operating Theatre Suite	N0106-01	25	18	warm air via AHU Battery	Local / BMS Adjustable Sensor	Yes	Comfort Cooled Fresh Air	Central Supply and Extract	In line with SHTM 03-01	In line with SHTM 03-01		F7	43	41		500	n/a	10,000 - 100,000	A	80	Switch	Bed / Trolley 1.45m	See Guidance Notes	n/a
		Recovery	1	10.0 Recovery Bay / Recovery Room	C0522-04	28	20	Radiant Panels	Remote Sensor Adj.	Yes	Comfort Cooled Fresh Air	Central Supply and Extract	15	15	Balanced	G4	43	41		500	n/a	1000	A	80	Switch / Dimmer	Bed / Trolley 1.45m	See Guidance Notes	n/a
		Laboratory	1	10.0 Laboratory	L1804	25	18	Radiant Panels	Remote Sensor Adj.	Yes	Ceiling Cassette - Chilled Water	Central Supply and Extract	6	6	Balanced	F7	43	60		500	n/a	None	A	80	Switch	Desk 0.75 to 0.85m	See Guidance Notes	n/a
		Clean Utility / Dental Store	1	23.0 Clean Utility	T0101	28	18	Radiant Panels	Remote Sensor Adj.	Yes	Comfort Cooled Fresh Air	Central Supply Air	6	0	Positive	G4	43	41		150	n/a	None	A	80	Presence detection	General working plane 1m	See Guidance Notes	n/a
		Dirty Utility	1	11.0 Dirty Utility	Y0431	28	18	Adjacent Space Transfer Air	None	No	None	Central Dirty Extract	0	6	Negative	None	43	41		200	n/a	None	A	80	Presence detection	Floor 0m	See Guidance Notes	n/a
D6	RHSC Therapies	Mobile Inter-oral Storage	1	6.0 Storage Area Equipment	W1585-??	28	16	Radiant Panels	Remote Sensor Adj.	No	None	Central General Extract	0	3	Negative	None	43	n/a		200	n/a	None	A	80	Presence detection	Floor 0m	See Guidance Notes	n/a
		Rehabilitation Room	4	30.0 Treatment Room	X0208-01	28	18	Radiant Panels	Remote Sensor Adj.	Yes	Comfort Cooled Fresh Air	Central Supply Air	10	0	Positive	F7	43	41		500	n/a	1000	A	90	Switch	Bed / Trolley 1.45m	See Guidance Notes	n/a
		Rehabilitation Room (inc CV equip)	1	39.0 Treatment Room	X0208-02	28	18	Radiant Panels	Remote Sensor Adj.	Yes	Comfort Cooled Fresh Air	Central Supply Air	10	0	Positive	F7	43	41		500	n/a	1000	A	90	Switch	Bed / Trolley 1.45m	See Guidance Notes	n/a
		Changing Cubicles	2	4.0 Changing Facilities	V0726	28	18	Radiant Panels	Remote Sensor Adj.	Yes	Comfort Cooled Fresh Air	Central Supply and Extract	6	10	positive to wc	G4	43	41		100	n/a	None	A	80	Presence detection	Floor 0m	See Guidance Notes	n/a
		Standard Treatment Room	3	15.0 Treatment Room	X0105	28	18	Radiant Panels	Remote Sensor Adj.	Yes	Comfort Cooled Fresh Air	Central Supply Air	10	0	Positive	F7	43	41		500	n/a	1000	A	90	Switch	Bed / Trolley 1.45m	See Guidance Notes	n/a
		Treatment Room (OT equip)	1	20.0 Treatment Room	X0105	28	18	Radiant Panels	Remote Sensor Adj.	Yes	Comfort Cooled Fresh Air	Central Supply Air	10	0	Positive	F7	43	41		500	n/a	1000	A	90	Switch	Bed / Trolley 1.45m	See Guidance Notes	n/a
		Infant Measuring Room	1	6.0 Consulting Room	C0522-02	28	18	Radiant Panels	Remote Sensor Adj.	Yes	Comfort Cooled Fresh Air	Central Supply and Extract	3	3	Balanced	G4	43	41		300	n/a	1000	A	80	Switch	Bed / Trolley 1.45m	See Guidance Notes	1
		Standard Distraction Free Treatment Room	2	15.0 Consulting Room	C0110-01	28	18	Radiant Panels	Remote Sensor Adj.	Yes	Comfort Cooled Fresh Air	Central Supply and Extract	3	3	Balanced	G4	43	41		300	n/a	1000	A	80	Switch	Bed / Trolley 1.45m	See Guidance Notes	1
		Large Distraction Free Treatment Room	1	20.0 Consulting Room	C0110-01	28	18	Radiant Panels	Remote Sensor Adj.	Yes	Comfort Cooled Fresh Air	Central Supply and Extract	3	3	Balanced	G4	43	41		300	n/a	1000	A	80	Switch	Bed / Trolley 1.45m	See Guidance Notes	1
		Dietetic Clinic Room	2	12.0 Diagnostic room	C0224-02	25	18	Warm Air - Reheat Battery	BMS Adjustable Sensor	Yes	Comfort Cooled Fresh Air	Central Supply and Extract	to suit location	to suit location	Balanced	F7	43	41		300	n/a	1000	A	80	Switch / Dimmer	General working plane 1m	See Guidance Notes	1
		Spinting / Casting Room	1	18.0 Consulting Room	X0206-01	28	18	Radiant Panels	Remote Sensor Adj.	Yes	Comfort Cooled Fresh Air	Central Supply and Extract	3	3	Balanced	G4	43	41		300	n/a	1000	A	80	Switch	Bed / Trolley 1.45m	See Guidance Notes	1
		management office	1	20.5 Cellular / Ward Offices	M0251	25	18	Radiant Panels	Remote Sensor Adj.	Yes	Comfort Cooled Fresh Air	Central Supply and Extract	4	4	Balanced	G4	43	n/a		300	n/a	None	A	80	Switch	Desk 0.75 to 0.85m	See Guidance Notes	n/a
		Staff Office - All specialties (39 person)	1	159.0 Open Plan Office	M0132-01	25	18	Radiant Panels	Remote Sensor Adj.	Yes	Comfort Cooled Fresh Air	Central Supply and Extract	4	4	Balanced	G4	43	n/a		300	n/a	None	A	80	Switch	Desk 0.75 to 0.85m	See Guidance Notes	n/a
		Meeting Room - 4 person	1	6.0 Meeting Room	H1313-01	25	18	Radiant Panels	Remote Sensor Adj.	Yes	Ceiling Cassette - Chilled Water	Central Supply and Extract	10 l/s per person	10 l/s per person	Balanced	G4	43	n/a		300	n/a	None	A	80	Switch	Desk 0.75 to 0.85m	See Guidance Notes	n/a
		Meeting Room - 6 person	1	9.0 Meeting Room	H1313-02	25	18	Radiant Panels	Remote Sensor Adj.	Yes	Ceiling Cassette - Chilled Water	Central Supply and Extract	10 l/s per person	10 l/s per person	Balanced	G4	43	n/a		300	n/a	None	A	80	Switch	Desk 0.75 to 0.85m	See Guidance Notes	n/a
		Dictation/ 1:1/Phone Booth	1	4.2 Cellular / Ward Offices	M0251-01	25	18	Radiant Panels	Remote Sensor Adj.	Yes	Comfort Cooled Fresh Air	Central Supply and Extract	4	4	Balanced	G4	43	n/a		300	n/a	None	A	80	Switch	Desk 0.75 to 0.85m	See Guidance Notes	n/a
		A&C Staff Office/Appliance Officer	1	12.0 Cellular / Ward Offices	M0251	25	18	Radiant Panels	Remote Sensor Adj.	Yes	Comfort Cooled Fresh Air	Central Supply and Extract	4	4	Balanced	G4	43	n/a		300	n/a	None	A	80	Switch	Desk 0.75 to 0.85m	See Guidance Notes	n/a
		WC - Staff	2	3.0 Toilet	V1010	28	18	Adjacent Space Transfer Air	None	No	None	Central Dirty Extract	0	10	Negative	None	43	41		200	n/a	None	A	80	Presence detection	Floor 0m	See Guidance Notes	n/a
		Reception	1	6.0 Reception	J0132-01	28	18	Radiant Panels	Remote Sensor Adj.	Yes	Comfort Cooled Fresh Air	Central Supply Air	4	4	Balanced	G4	43	n/a		300	n/a	None	A	80	Switch	Desk 0.75 to 0.85m	See Guidance Notes	n/a
		Waiting Play Area	1	33.0 Waiting Room	J0132-02	28	18	Radiant Panels	Remote Sensor Adj.	Yes	Comfort Cooled Fresh Air	Central Supply and Extract	5	5	Balanced	G4	43	n/a		300	n/a	None	A	80	Switch	Floor 0m	See Guidance Notes	n/a
		WC - Wheelchair accessible	1	4.5 Toilet	V0922	28	18	Adjacent Space Transfer Air	None	No	None	Central Dirty Extract	0	10	Negative	None	43	41		200	n/a	None	A	80	Presence detection	Floor 0m	See Guidance Notes	n/a
		WC - assisted (large+changing)	1	12.3 Toilet	V0922-01	28	18	Adjacent Space Transfer Air	None	No	None	Central Dirty Extract	0	10	Negative	None	43	41		200	n/a	None	A	80	Presence detection	Floor 0m	See Guidance Notes	n/a
		Store - OT	1	4.0 Storage Area Equipment	W1585-??	28	16	Radiant Panels	Remote Sensor Adj.	No	None	Central General Extract	0	3	Negative	None	43	n/a		200	n/a	None	A	80	Presence detection	Floor 0m	See Guidance Notes	n/a
		Store - OT	1	16.5 Storage Area Equipment	W1585-??	28	16	Radiant Panels	Remote Sensor Adj.	No	None	Central General Extract	0	3	Negative	None	43	n/a		200	n/a	None	A	80	Presence detection	Floor 0m	See Guidance Notes	n/a
		Store - OT	1	2.0 Storage Area Equipment	W1585-??	28	16	Radiant Panels	Remote Sensor Adj.	No	None	Central General Extract	0	3	Negative	None	43	n/a		200	n/a	None	A	80	Presence detection	Floor 0m	See Guidance Notes	n/a
		Store - SALT	1	8.0 Storage Area Equipment	W1585-??	28	16	Radiant Panels	Remote Sensor Adj.	No	None	Central General Extract	0	3	Negative	None	43	n/a		200	n/a	None	A	80	Presence detection	Floor 0m	See Guidance Notes	n/a
		Store - Dietetic	1	8.0 Storage Area Equipment	W1585-??	28	16	Radiant Panels	Remote Sensor Adj.	No	None	Central General Extract	0	3	Negative	None	43	n/a		200	n/a	None	A	80	Presence detection	Floor 0m	See Guidance Notes	n/a
		Store - Dietetic	1	1.0 Storage Area Equipment	W1585-??	28	16	Radiant Panels	Remote Sensor Adj.	No	None	Central General Extract	0	3	Negative	None	43	n/a		200	n/a	None	A	80	Presence detection	Floor 0m	See Guidance Notes	n/a
		Store - Dietetic	1	1.5 Storage Area Equipment	W1585-??	28	16	Radiant Panels	Remote Sensor Adj.	No	None	Central General Extract	0	3	Negative	None	43	n/a		200	n/a	None	A	80	Presence detection	Floor 0m	See Guidance Notes	n/a
		Store - Physio	1	4.0 Storage Area Equipment	W1585-??	28	16	Radiant Panels	Remote Sensor Adj.	No	None	Central General Extract	0	3	Negative	None	43	n/a		200	n/a	None	A	80	Presence detection	Floor 0m	See Guidance Notes	n/a
		Store - Physio	1	8.0 Storage Area Equipment	W1585-??	28	16	Radiant Panels	Remote Sensor Adj.	No	None	Central General Extract	0	3	Negative	None	43	n/a		200	n/a	None	A	80	Presence detection	Floor 0m	See Guidance Notes	n/a
		Store - Physio	1	24.5 Storage Area Equipment	W1585-??	28	16	Radiant Panels	Remote Sensor Adj.	No	None	Central General Extract	0	3	Negative	None	43	n/a		200	n/a	None	A	80	Presence detection	Floor 0m	See Guidance Notes	n/a
		Store - Physio	1	8.5 Storage Area Equipment	W1585-??	28	16	Radiant Panels	Remote Sensor Adj.	No	None	Central General Extract	0	3	Negative	None	43	n/a		200	n/a	None	A	80	Presence detection	Floor 0m	See Guidance Notes	n/a
Store - Physio	1	6.0 Storage Area Equipment	W1585-??	28	16	Radiant Panels	Remote Sensor Adj.	No	None	Central General Extract	0	3	Negative	None	43	n/a		200	n/a	None	A	80	Presence detection	Floor 0m	See Guidance Notes	n/a		
Store - Physio	1	3.5 Storage Area Equipment	W1585-??	28	16	Radiant Panels	Remote Sensor Adj.	No	None	Central General Extract	0	3	Negative	None	43	n/a		200	n/a	None	A	80	Presence detection	Floor 0m	See Guidance Notes	n/a		
Store - Physio	1	13.5 Storage Area Equipment	W1585-??	28	16	Radiant Panels	Remote Sensor Adj.	No	None	Central General Extract	0	3	Negative	None	43	n/a		200	n/a	None	A	80	Presence detection	Floor 0m	See Guidance Notes	n/a		
Store - TIP	1	4.5 Storage Area Equipment	W1585-??	28	16	Radiant Panels	Remote Sensor Adj.	No	None	Central General Extract	0	3	Negative	None	43	n/a		200	n/a	None	A	80	Presence detection	Floor 0m	See Guidance Notes	n/a		
Equipment Decontamination																												

RHSC / DCN Environmental Matrix

Dept	Dept	Room Name	Qty	Room Function	ADB Code	Temp (max)	Temp (min)	Heating Type	Heating Control	Cooling (present)	Cooling (type)	Ventilation (type)	Supply (ach/hr)	Extract (ach/hr)	Relative pressure	Min filtration	Surface temp	Water temp	Safety Notes	Normal lux	Night lux	Local lux	Standby grade	Colour render	Control	Plane	Medical Location	
D7	Plastics Dressings Clinic	Sluice	1	6.0 Dirty utility	Y0431	28	18	Adjacent Space Transfer Air	None	No	None	Central Dirty Extract	0	6	Negative	None	43	41		200	n/a	None	A	80	Presence detection	Floor 0m	See Guidance Notes	n/a
		Single Telephone Booth	1	4.0 Circulation Areas	G0710	28	18	underfloor heating / none to suit location	BMS Adjustable Sensor	No	None	to suit location	to suit location	to suit location	Balanced	G4	43	41		200	n/a	None	A	80	presence detection	Floor 0m	See Guidance Notes	n/a
		Dressings Room (Burns)	2	16.0 Consulting Room	X0242	28	18	Radiant Panels	Remote Sensor Adj.	Yes	Comfort Cooled Fresh Air	Central Supply and Extract	3	3	Balanced	G4	43	41		300	n/a	1000	A	80	Switch	Bed / Trolley 1.45m	See Guidance Notes	1
		Assisted Bathroom	1	14.0 Bathroom	V1736	28	20	Adjacent Space Transfer Air	None	No	None	Central Dirty Extract	0	10	Negative	None	43	41		200	n/a	None	A	80	Presence detection	Floor 0m	See Guidance Notes	n/a
D8	Social Work	Open Plan Area	1	45.1 Waiting Room	J0132-02	28	18	Radiant Panels	Remote Sensor Adj.	Yes	Comfort Cooled Fresh Air	Central Supply and Extract	5	5	Balanced	G4	43	n/a		300	n/a	None	A	80	Switch	Floor 0m	See Guidance Notes	n/a
		Interview Room	1	9.0 Meeting Room	M0724	25	18	Radiant Panels	Remote Sensor Adj.	Yes	Ceiling Cassette - Chilled Water	Central Supply and Extract	10 l/s per person	10 l/s per person	Balanced	G4	43	n/a		300	n/a	None	A	80	Switch	Desk 0.75 to 0.85m	See Guidance Notes	n/a
		Reception: 2 staff	1	3.0 Reception	J0132-01	28	18	Radiant Panels	Remote Sensor Adj.	Yes	Comfort Cooled Fresh Air	Central Supply Air	4	4	Balanced	G4	43	n/a		300	n/a	None	A	80	Switch	Desk 0.75 to 0.85m	See Guidance Notes	n/a
		Office and Storage 2 staff	1	12.0 Cellular / Ward Offices	M0251	25	18	Radiant Panels	Remote Sensor Adj.	Yes	Comfort Cooled Fresh Air	Central Supply and Extract	4	4	Balanced	G4	43	n/a		300	n/a	None	A	80	Switch	Desk 0.75 to 0.85m	See Guidance Notes	n/a
		Waiting Area	1	12.0 Waiting Room	J0132-02	28	18	Radiant Panels	Remote Sensor Adj.	Yes	Comfort Cooled Fresh Air	Central Supply and Extract	5	5	Balanced	G4	43	n/a		300	n/a	None	A	80	Switch	Floor 0m	See Guidance Notes	n/a
		Waiting Play Area	1	20.0 Waiting Room	J0132-02	28	18	Radiant Panels	Remote Sensor Adj.	Yes	Comfort Cooled Fresh Air	Central Supply and Extract	5	5	Balanced	G4	43	n/a		300	n/a	None	A	80	Switch	Floor 0m	See Guidance Notes	n/a
		WC - Wheelchair accessible	1	4.5 Toilet	V0922	28	18	Adjacent Space Transfer Air	None	No	None	Central Dirty Extract	0	10	Negative	None	43	41		200	n/a	None	A	80	Presence detection	Floor 0m	See Guidance Notes	n/a
		Touchdown Base	1	2.0 staff base	T0151	28	18	Radiant Panels	Remote Sensor Adj.	No	None	Central Supply and Extract	10 l/s per person	10 l/s per person	Balanced	G4	n/a	n/a		200/300	n/a	None	A	80	Switch / Dimmer	Desk 0.75 to 0.85m	See Guidance Notes	n/a
		Multi Bed Room: day care, 3 beds	1	40.5 Multi-bed Wards	B0405-01	25	18	Radiant Panels	Remote Sensor Adj.	Yes	Comfort Cooled Fresh Air	Natural and Central Supply Air	4	via ensuite	positive to ensuite	G4	43	41		100	5	300	A	80	Switch	Bed / Trolley 1.45m	See Guidance Notes	n/a
		WC - Wheelchair accessible	1	4.5 Toilet	V0922	28	18	Adjacent Space Transfer Air	None	No	None	Central Dirty Extract	0	10	Negative	None	43	41		200	n/a	None	A	80	Presence detection	Floor 0m	See Guidance Notes	n/a
		Single Bedroom	2	17.0 Bedroom	B0305	25	18	Radiant Panels	Remote Sensor Adj.	Yes	Comfort Cooled Fresh Air	Natural & Central Supply Air	4	via ensuite	Balanced	G4	43	41		100	5	300	A	80	Switch / Dimmer	Bed / Trolley 1.45m	See Guidance Notes	1
		En Suite WC / WHB	2	4.5 Toilet	V1010	28	18	Adjacent Space Transfer Air	None	No	None	Central Dirty Extract	0	10	Negative	None	43	41		200	n/a	None	A	80	Presence detection	Floor 0m	See Guidance Notes	n/a
		Patient Treatment Lounge	1	32.4 Treatment Room	X1504	28	18	Radiant Panels	Remote Sensor Adj.	Yes	Comfort Cooled Fresh Air	Central Supply Air	10	0	Positive	F7	43	41		500	n/a	1000	A	90	Switch	Bed / Trolley 1.45m	See Guidance Notes	n/a
		Consult/Examination	1	15.5 Consulting Room	C0224	28	18	Radiant Panels	Remote Sensor Adj.	Yes	Comfort Cooled Fresh Air	Central Supply and Extract	3	3	Balanced	G4	43	41		300	n/a	1000	A	80	Switch	Bed / Trolley 1.45m	See Guidance Notes	1
D9	Medical Day Care Unit - 5 Beds	Treatment Room	1	16.0 Treatment Room	X0105	28	18	Radiant Panels	Remote Sensor Adj.	Yes	Comfort Cooled Fresh Air	Central Supply Air	10	0	Positive	F7	43	41		500	n/a	1000	A	90	Switch	Bed / Trolley 1.45m	See Guidance Notes	n/a
		Parking Bay: 1 patient trolley/which	1	5.0 Circulation Equipment Storage Bays	G0180-03	28	16	Adjacent Space Transfer Air	None	No	None	Central General Extract	0	3	Negative	None	43	n/a		200	n/a	None	A	80	Presence detection	Floor 0m	See Guidance Notes	n/a
		Interview, Counselling & Quiet Room	1	9.0 Meeting Room	M0724	25	18	Radiant Panels	Remote Sensor Adj.	Yes	Ceiling Cassette - Chilled Water	Central Supply and Extract	10 l/s per person	10 l/s per person	Balanced	G4	43	n/a		300	n/a	None	A	80	Switch	Desk 0.75 to 0.85m	See Guidance Notes	n/a
		WC - Staff	1	3.0 Toilet	V1010	28	18	Adjacent Space Transfer Air	None	No	None	Central Dirty Extract	0	10	Negative	None	43	41		200	n/a	None	A	80	Presence detection	Floor 0m	See Guidance Notes	n/a
		Pantry	1	8.0 Pantry	P0627	28	18	Radiant Panels	Remote Sensor Adj.	Yes	Comfort Cooled Fresh Air	Central Supply and Extract	6	8	Negative	G4	43	41		300	n/a	None	A	80	Switch	Floor 0m	See Guidance Notes	n/a
		Ward Management Office	1	9.0 Cellular / Ward Offices	M0251	25	18	Radiant Panels	Remote Sensor Adj.	Yes	Comfort Cooled Fresh Air	Central Supply and Extract	4	4	Balanced	G4	43	n/a		300	n/a	None	A	80	Switch	Desk 0.75 to 0.85m	See Guidance Notes	n/a
		Resuscitation Trolley Bay	1	1.0 Resus Trolley bay	G0180-01	28	18	Adjacent Space Transfer Air	None	No	None	None	0	0	n/a	None	43	n/a		500	n/a	None	A	90	Switch	Bed / Trolley 1.45m	See Guidance Notes	n/a
		Clean Utility	1	12.0 Clean Utility	T0101	28	18	Radiant Panels	Remote Sensor Adj.	Yes	Comfort Cooled Fresh Air	Central Supply Air	6	0	Positive	G4	43	41		150	n/a	None	A	80	Presence detection	General working plane 1m	See Guidance Notes	n/a
		Dirty Utility	1	11.0 Dirty utility	Y0431	28	18	Adjacent Space Transfer Air	None	No	None	Central Dirty Extract	0	6	Negative	None	43	41		200	n/a	None	A	80	Presence detection	Floor 0m	See Guidance Notes	n/a
		Store - General	1	8.0 Storage Area Equipment	W1585	28	16	Radiant Panels	Remote Sensor Adj.	No	None	Central General Extract	0	3	Negative	None	43	n/a		200	n/a	None	A	80	Presence detection	Floor 0m	See Guidance Notes	n/a
		Linen Bay	1	1.5 Linen Bay	W1594-01	28	16	Adjacent Space Transfer Air	None	No	None	Central Extract	0	3	Negative	None	43	n/a		200	n/a	None	A	80	Presence detection	Floor 0m	See Guidance Notes	n/a
		Disposal Hold	1	10.0 Disposal Hold	Y0646	28	18	Adjacent Space Transfer Air	None	No	None	Central Dirty Extract	0	10	Negative	None	43	n/a		100	n/a	None	A	90	Presence detection	Floor 0m	See Guidance Notes	n/a
		Physical Measurement	1	3.5 Consulting Room	C0522-02	28	18	Radiant Panels	Remote Sensor Adj.	Yes	Comfort Cooled Fresh Air	Central Supply and Extract	3	3	Balanced	G4	43	41		300	n/a	1000	A	80	Switch	Bed / Trolley 1.45m	See Guidance Notes	1
		Staff Room	1	48.0 Common room/staff room/lounge	D0608-03	28	18	Radiant Panels	Remote Sensor Adj.	Yes	Comfort Cooled Fresh Air	Central Supply and Extract	6	8	Negative	G4	43	41		300	n/a	None	A	80	Switch	Floor 0m	See Guidance Notes	n/a
		Reception Desk/Staff Base	1	3.0 Reception	J0132-01	28	18	Radiant Panels	Remote Sensor Adj.	Yes	Comfort Cooled Fresh Air	Central Supply Air	4	4	Balanced	G4	43	n/a		300	n/a	None	A	80	Switch	Desk 0.75 to 0.85m	See Guidance Notes	n/a
		Dining / Play Room	1	15.0 Eating/Drinking	D0608-01	28	18	Radiant Panels	Remote Sensor Adj.	Yes	Comfort Cooled Fresh Air	Central Supply and Extract	10 l/s per person	10 l/s per person	Balanced	G4	43	41		300	n/a	None	A	80	Switch	Floor 0m	See Guidance Notes	n/a
		Single Bedroom	4	17.0 Bedroom	B0305-01	25	18	Radiant Panels	Remote Sensor Adj.	Yes	Comfort Cooled Fresh Air	Natural & Central Supply Air	4	via ensuite	Balanced	G4	43	41		100	5	300	A	80	Switch / Dimmer	Bed / Trolley 1.45m	See Guidance Notes	1
		En-suite Shower / WC / WHB	4	4.5 Bathroom	V1643	28	20	Adjacent Space Transfer Air	None	No	None	Central Dirty Extract	0	10	Negative	None	43	41		200	n/a	None	A	80	Presence detection	Floor 0m	See Guidance Notes	n/a
		4 Bed Room	2	63.0 Multi-bed Wards	B0405	25	18	Radiant Panels	Remote Sensor Adj.	Yes	Comfort Cooled Fresh Air	Natural and Central Supply Air	4	via ensuite	positive to ensuite	G4	43	41		100	5	300	A	80	Switch / Dimmer	Bed / Trolley 1.45m	See Guidance Notes	n/a
		En-suite Shower / WC / WHB	2	6.0 Bathroom	V1643	28	20	Adjacent Space Transfer Air	None	No	None	Central Dirty Extract	0	10	Negative	None	43	41		200	n/a	None	A	80	Presence detection	Floor 0m	See Guidance Notes	n/a
		Single Bedroom	2	17.0 Bedroom	B0305-01	25	18	Radiant Panels	Remote Sensor Adj.	Yes	Comfort Cooled Fresh Air	Natural & Central Supply Air	4	via ensuite	Balanced	G4	43	41		100	5	300	A	80	Switch / Dimmer	Bed / Trolley 1.45m	See Guidance Notes	1
		En-suite wheelchair-accessible WC, Shower & wash	2	4.5 Bathroom	V1643	28	20	Adjacent Space Transfer Air	None	No	None	Central Dirty Extract	0	10	Negative	None	43	41		200	n/a	None	A	80	Presence detection	Floor 0m	See Guidance Notes	n/a
		Bath / WC / Washing	1	14.0 Bathroom	V1736	28	20	Adjacent Space Transfer Air	None	No	None	Central Dirty Extract	0	10	Negative	None	43	41		200	n/a	None	A	80	Presence detection	Floor 0m	See Guidance Notes	n/a
		Treatment Room	1	16.0 Treatment Room	X0105	28	18	Radiant Panels	Remote Sensor Adj.	Yes	Comfort Cooled Fresh Air	Central Supply Air	10	0	Positive	F7	43	41		500	n/a	1000	A	90	Switch	Bed / Trolley 1.45m	See Guidance Notes	n/a
D10	Ambulatory Care Shared Support	Ward Management Office	1	9 Cellular / Ward Offices	M0251	25	18	Radiant Panels	Remote Sensor Adj.	Yes	Comfort Cooled Fresh Air	Central Supply and Extract	4	4	Balanced	G4	43	n/a		300	n/a	None	A	80	Switch	Desk 0.75 to 0.85m	See Guidance Notes	n/a
		Touchdown Base	2	2 staff base	T0151	28	18	Radiant Panels	Remote Sensor Adj.	No	None	Central Supply and Extract	10 l/s per person	10 l/s per person	Balanced	G4	n/a	n/a		200/300	n/a	None	A	80	Switch / Dimmer	Desk 0.75 to 0.85m	See Guidance Notes	n/a
		Staff WC	1	3.0 Toilet	V1010	28	18	Adjacent Space Transfer Air	None	No	None	Central Dirty Extract	0	10	Negative	None	43	41		200	n/a	None	A	80	Presence detection	Floor 0m	See Guidance Notes	n/a
		WC - Visitors	1	3.0 Toilet	V1010	28	18	Adjacent Space Transfer Air	None	No	None	Central Dirty Extract	0	10	Negative	None	43	41		200	n/a	None	A	80	Presence detection	Floor 0m	See Guidance Notes	n/a
		Clean Utility	1	12.0 Clean Utility	T0101	28	18	Radiant Panels	Remote Sensor Adj.	Yes	Comfort Cooled Fresh Air	Central Supply Air	6	0	Positive	G4	43	41		150	n/a	None	A	80	Presence detection	General working plane 1m	See Guidance Notes	n/a
		Dirty Utility	1	14.0 Dirty utility	Y0431	28	18	Adjacent Space Transfer Air	None	No	None	Central Dirty Extract	0	6	Negative	None	43	41		200	n/a	None	A	80	Presence detection	Floor 0m	See Guidance Notes	n/a
		Pantry	1	8.0 Pantry	P0627	28	18	Radiant Panels	Remote Sensor Adj.	Yes	Comfort Cooled Fresh Air	Central Supply and Extract	6	8	Negative	G4	43	41		300	n/a	None	A	80	Switch	Floor 0m	See Guidance Notes	n/a
		Resus Trolley Bay	1	1.0 Resus Trolley bay	G0180-01	28	18	Adjacent Space Transfer Air	None	No	None	None	0	0	n/a	None	43	n/a		500	n/a	None						

RHSC / DCN Environmental Matrix

Dept	Room Name	Qty	Room Function	ADB Code	Temp (max)	Temp (min)	Heating Type	Heating Control	Cooling (present)	Cooling (type)	Ventilation (type)	Supply (ach/hr)	Extract (ach/hr)	Relative pressure	Min filtration	Surface temp	Water temp	Safety Notes	Normal lux	Night lux	Local lux	Standby grade	Colour render	Control	Plane	Medical Location	
F1 CAMHS - 12 Bed	WC - Ambulant	1	Toilet	V1010	28	18	Adjacent Space Transfer Air	None	No	None	Central Dirty Extract	0	10	Negative	None	43	41		200	n/a	None	A	80	Presence detection	Floor 0m	See Guidance Notes	n/a
	DSR	1	DSR	Y1510	28	18	Adjacent Space Transfer Air	None	No	None	Central Dirty Extract	0	6	Negative	None	43	60		100	n/a	None	A	90	Presence detection	Floor 0m	See Guidance Notes	n/a
	Reception	1	Reception	J0132-01	28	18	Radiant Panels	Remote Sensor Adj.	Yes	Comfort Cooled Fresh Air	Central Supply Air	4	4	Balanced	G4	43	n/a		300	n/a	None	A	80	Switch	Desk 0.75 to 0.85m	See Guidance Notes	n/a
	Waiting Area	1	Waiting Room	J0132-02	28	18	Radiant Panels	Remote Sensor Adj.	Yes	Comfort Cooled Fresh Air	Central Supply and Extract	5	5	Balanced	G4	43	n/a		300	n/a	None	A	80	Switch	Floor 0m	See Guidance Notes	n/a
	Group Room	1	Meeting Room	H1107	25	18	Radiant Panels	Remote Sensor Adj.	Yes	Ceiling Cassette - Chilled Water	Central Supply and Extract	10 l/s per person	10 l/s per person	Balanced	G4	43	n/a		300	n/a	None	A	80	Switch	Desk 0.75 to 0.85m	See Guidance Notes	n/a
	Control / Viewing	1	Diagnostic room	E0604-06	25	18	Warm Air - Reheat Battery	BMS Adjustable Sensor	Yes	Comfort Cooled Fresh Air	Central Supply and Extract	to suit location	to suit location	Balanced	F7	43	41		300	n/a	1000	A	80	Switch / Dimmer	General working plane 1m	See Guidance Notes	1
	Time Out Room	1	Common room/staff room/lounge	H1107-01	28	18	Radiant Panels	Remote Sensor Adj.	Yes	Comfort Cooled Fresh Air	Central Supply and Extract	6	8	Negative	G4	43	41		300	n/a	None	A	80	Switch	Floor 0m	See Guidance Notes	n/a
	Play Room	1	Common room/staff room/lounge	H1322-01	28	18	Radiant Panels	Remote Sensor Adj.	Yes	Comfort Cooled Fresh Air	Central Supply and Extract	6	8	Negative	G4	43	41		300	n/a	None	A	80	Switch	Floor 0m	See Guidance Notes	n/a
	Multi-Disciplinary Office	1	Multi Disciplinary Work Areas	M0254	25	18	Radiant Panels	Remote Sensor Adj.	Yes	Comfort Cooled Fresh Air	Central Supply and Extract	4	4	Balanced	G4	43	n/a		300	n/a	1000	A	80	Switch	Desk 0.75 to 0.85m	See Guidance Notes	n/a
	Sitting Room	1	Common room/staff room/lounge	D1120	28	18	Radiant Panels	Remote Sensor Adj.	Yes	Comfort Cooled Fresh Air	Central Supply and Extract	6	8	Negative	G4	43	41		300	n/a	None	A	80	Switch	Floor 0m	See Guidance Notes	n/a
	Multi-Disciplinary Office	1	Multi Disciplinary Work Areas	M0254	25	18	Radiant Panels	Remote Sensor Adj.	Yes	Comfort Cooled Fresh Air	Central Supply and Extract	4	4	Balanced	G4	43	n/a		300	n/a	None	A	80	Switch	Desk 0.75 to 0.85m	See Guidance Notes	n/a
	Group Room	1	Common room/staff room/lounge	H1107	28	18	Radiant Panels	Remote Sensor Adj.	Yes	Comfort Cooled Fresh Air	Central Supply and Extract	6	8	Negative	G4	43	41		300	n/a	None	A	80	Switch	Desk 0.75 to 0.85m	See Guidance Notes	n/a
	Sitting Room	1	Common room/staff room/lounge	D1120	28	18	Radiant Panels	Remote Sensor Adj.	Yes	Comfort Cooled Fresh Air	Central Supply and Extract	6	8	Negative	G4	43	41		300	n/a	None	A	80	Switch	Floor 0m	See Guidance Notes	n/a
	Multi-Disciplinary Office	1	Multi Disciplinary Work Areas	M0254	25	18	Radiant Panels	Remote Sensor Adj.	Yes	Comfort Cooled Fresh Air	Central Supply and Extract	4	4	Balanced	G4	43	n/a		300	n/a	1000	A	80	Switch	Desk 0.75 to 0.85m	See Guidance Notes	n/a
	Single Bed Room	10	Bedroom	B0510	25	18	Radiant Panels	Remote Sensor Adj.	Yes	Comfort Cooled Fresh Air	Natural & Central Supply Air	4	via ensuite	Balanced	G4	43	41		100	5	300	A	80	Switch / Dimmer	Bed / Trolley 1.45m	See Guidance Notes	1
	Single Bed Room (large)	2	Bedroom	B0510	25	18	Radiant Panels	Remote Sensor Adj.	Yes	Comfort Cooled Fresh Air	Natural & Central Supply Air	4	via ensuite	Balanced	G4	43	41		100	5	300	A	80	Switch / Dimmer	Bed / Trolley 1.45m	See Guidance Notes	1
	En-suite wheelchair-accessible WC, Shower & wash	12	Bathroom	V1610	28	20	Adjacent Space Transfer Air	None	No	None	Central Dirty Extract	0	10	Negative	None	43	41		200	n/a	None	A	80	Presence detection	Floor 0m	See Guidance Notes	n/a
	Clinical Base - Open Plan Area	1	Reception	T0151	28	18	Radiant Panels	Remote Sensor Adj.	Yes	Comfort Cooled Fresh Air	Central Supply Air	4	4	Balanced	G4	43	n/a		300	n/a	None	A	80	Switch	Desk 0.75 to 0.85m	See Guidance Notes	n/a
	TV / Living Room - Open Plan Area	1	Common room/staff room/lounge	D1120-02	28	18	Radiant Panels	Remote Sensor Adj.	Yes	Comfort Cooled Fresh Air	Central Supply and Extract	6	8	Negative	G4	43	41		300	n/a	None	A	80	Switch	Floor 0m	See Guidance Notes	n/a
	Open Space	1	Waiting Room	J0132-02	28	18	Radiant Panels	Remote Sensor Adj.	Yes	Comfort Cooled Fresh Air	Central Supply and Extract	5	5	Balanced	G4	43	n/a		300	n/a	None	A	80	Switch	Floor 0m	See Guidance Notes	n/a
	Pantry	1	Pantry	P0627	28	18	Radiant Panels	Remote Sensor Adj.	Yes	Comfort Cooled Fresh Air	Central Supply and Extract	6	8	Negative	G4	43	41		300	n/a	None	A	80	Switch	Floor 0m	See Guidance Notes	n/a
	Quiet Room	1	Cellular / Ward Offices	M0251	25	18	Radiant Panels	Remote Sensor Adj.	Yes	Comfort Cooled Fresh Air	Central Supply and Extract	4	4	Balanced	G4	43	n/a		300	n/a	None	A	80	Switch	Desk 0.75 to 0.85m	See Guidance Notes	n/a
	WC - Staff	2	Toilet	V1010	28	18	Adjacent Space Transfer Air	None	No	None	Central Dirty Extract	0	10	Negative	None	43	41		200	n/a	None	A	80	Presence detection	Floor 0m	See Guidance Notes	n/a
	Therapy Room	1	Consulting Room	X0613	28	18	Radiant Panels	Remote Sensor Adj.	Yes	Comfort Cooled Fresh Air	Central Supply and Extract	3	3	Balanced	G4	43	41		300	n/a	1000	A	80	Switch	Bed / Trolley 1.45m	See Guidance Notes	1
	Group Room	1	Meeting Room	H1107	25	18	Radiant Panels	Remote Sensor Adj.	Yes	Ceiling Cassette - Chilled Water	Central Supply and Extract	10 l/s per person	10 l/s per person	Balanced	G4	43	n/a		300	n/a	None	A	80	Switch	Desk 0.75 to 0.85m	See Guidance Notes	n/a
	Laundry Room	1	Laundry	Y0521	28	18	Adjacent Space Transfer Air	None	Yes	Comfort Cooled Fresh Air	Central Supply and Extract	6	10	Negative	G4	43	60		300	n/a	None	A	80	Switch	Floor 0m	See Guidance Notes	n/a
	Drug Room	1	Clean Utility	T0101	28	18	Radiant Panels	Remote Sensor Adj.	Yes	Comfort Cooled Fresh Air	Central Supply Air	6	0	Positive	G4	43	41		150	n/a	None	A	80	Presence detection	General working plane 1m	See Guidance Notes	n/a
	Dirty Utility	1	Dirty utility	Y0431	28	18	Adjacent Space Transfer Air	None	No	None	Central Dirty Extract	0	6	Negative	None	43	41		200	n/a	None	A	80	Presence detection	Floor 0m	See Guidance Notes	n/a
	Disposal Hold	1	Disposal Hold	Y0646	28	18	Adjacent Space Transfer Air	None	No	None	Central Dirty Extract	0	10	Negative	None	43	n/a		100	n/a	None	A	80	Presence detection	Floor 0m	See Guidance Notes	n/a
	Linen Bay	1	Linen Bay	W1594-01	28	16	Adjacent Space Transfer Air	None	No	None	Central Extract	0	3	Negative	None	43	n/a		200	n/a	None	A	80	Presence detection	Floor 0m	See Guidance Notes	n/a
	Treatment Room	1	Treatment Room	X0105	28	18	Radiant Panels	Remote Sensor Adj.	Yes	Comfort Cooled Fresh Air	Central Supply Air	10	0	Positive	F7	43	41		500	n/a	1000	A	90	Switch	Bed / Trolley 1.45m	See Guidance Notes	n/a
	Multidisciplinary Office - Inpatients	1	Multi Disciplinary Work Areas	M0254	25	18	Radiant Panels	Remote Sensor Adj.	Yes	Comfort Cooled Fresh Air	Central Supply and Extract	4	4	Balanced	G4	43	n/a		300	n/a	1000	A	80	Switch	Desk 0.75 to 0.85m	See Guidance Notes	n/a
	Multidisciplinary Office - ITS	1	Multi Disciplinary Work Areas	M0254	25	18	Radiant Panels	Remote Sensor Adj.	Yes	Comfort Cooled Fresh Air	Central Supply and Extract	4	4	Balanced	G4	43	n/a		300	n/a	1000	A	80	Switch	Desk 0.75 to 0.85m	See Guidance Notes	n/a
	Resuscitation Trolley Bay	1	Resus Trolley bay	G0180-01	28	18	Adjacent Space Transfer Air	None	No	None	None	0	0	n/a	None	43	n/a		500	n/a	None	A	90	Switch	Bed / Trolley 1.45m	See Guidance Notes	n/a
	Consultant Psychiatrist / Psychologist	1	Cellular / Ward Offices	M0251	25	18	Radiant Panels	Remote Sensor Adj.	Yes	Comfort Cooled Fresh Air	Central Supply and Extract	4	4	Balanced	G4	43	n/a		300	n/a	None	A	80	Switch	Desk 0.75 to 0.85m	See Guidance Notes	n/a
	Secretary/Filing Office	1	Cellular / Ward Offices	M0251	25	18	Radiant Panels	Remote Sensor Adj.	Yes	Comfort Cooled Fresh Air	Central Supply and Extract	4	4	Balanced	G4	43	n/a		300	n/a	None	A	80	Switch	Desk 0.75 to 0.85m	See Guidance Notes	n/a
	Storage (testing)	1	Storage Area Equipment	W1585-??	28	16	Radiant Panels	Remote Sensor Adj.	No	None	Central General Extract	0	3	Negative	None	43	n/a		200	n/a	None	A	80	Presence detection	Floor 0m	See Guidance Notes	n/a
	Storage / Photocopy	1	Storage Area Equipment	W1585-??	28	16	Radiant Panels	Remote Sensor Adj.	No	None	Central General Extract	0	3	Negative	None	43	n/a		200	n/a	None	A	80	Presence detection	Floor 0m	See Guidance Notes	n/a
	Physical Measurement	1	Consulting Room	C0522-02	28	18	Radiant Panels	Remote Sensor Adj.	Yes	Comfort Cooled Fresh Air	Central Supply and Extract	3	3	Balanced	G4	43	41		300	n/a	1000	A	80	Switch	Bed / Trolley 1.45m	See Guidance Notes	1
	Large Family Interview Room	1	Meeting Room	M0724	25	18	Radiant Panels	Remote Sensor Adj.	Yes	Ceiling Cassette - Chilled Water	Central Supply and Extract	10 l/s per person	10 l/s per person	Balanced	G4	43	n/a		300	n/a	None	A	80	Switch	Desk 0.75 to 0.85m	See Guidance Notes	n/a
	Family Interview Room	1	Meeting Room	M0724	25	18	Radiant Panels	Remote Sensor Adj.	Yes	Ceiling Cassette - Chilled Water	Central Supply and Extract	10 l/s per person	10 l/s per person	Balanced	G4	43	n/a		300	n/a	None	A	80	Switch	Desk 0.75 to 0.85m	See Guidance Notes	n/a
	Interview Room	4	Meeting Room	M0724	25	18	Radiant Panels	Remote Sensor Adj.	Yes	Ceiling Cassette - Chilled Water	Central Supply and Extract	10 l/s per person	10 l/s per person	Balanced	G4	43	n/a		300	n/a	None	A	80	Switch	Desk 0.75 to 0.85m	See Guidance Notes	n/a
	WC - Wheelchair accessible	3	Toilet	V0922	28	18	Adjacent Space Transfer Air	None	No	None	Central Dirty Extract	0	10	Negative	None	43	41		200	n/a	None	A	80	Presence detection	Floor 0m	See Guidance Notes	n/a
	Shower / WC / WHB assisted	1	Bathroom	V1643	28	20	Adjacent Space Transfer Air	None	No	None	Central Dirty Extract	0	10	Negative	None	43	41		200	n/a	None	A	80	Presence detection	Floor 0m	See Guidance Notes	n/a
	Dining Room (Inpatients & Day Prog)	1	Eating/Drinking	D0608-02	28	18	Radiant Panels	Remote Sensor Adj.	Yes	Comfort Cooled Fresh Air	Central Supply and Extract	10 l/s per person	10 l/s per person	Balanced	G4	43	41		300	n/a	None	A	80	Switch	Floor 0m	See Guidance Notes	n/a
Pantry	1	Pantry	P0627	28	18	Radiant Panels	Remote Sensor Adj.	Yes	Comfort Cooled Fresh Air	Central Supply and Extract	6	8	Negative	G4	43	41		300	n/a	None	A	80	Switch	Floor 0m	See Guidance Notes	n/a	
Therapeutic Kitchen	1	Ward Kitchen	Q0121	28	18	Adjacent Space Transfer Air	None	Yes	Ceiling Cassette - Chilled Water	Central General Extract	0	6	Negative	G4	n/a	60		500	n/a	None	A	80	Switch	General working plane 1m	See Guidance Notes	n/a	
Large Group Room	1	Meeting Room	H1107	25	18	Radiant Panels	Remote Sensor Adj.	Yes	Ceiling Cassette - Chilled Water	Central Supply and Extract	10 l/s per person	10 l/s per person	Balanced	G4	43	n/a		300	n/a	None	A	80	Switch	Desk 0.75 to 0.85m	See Guidance Notes	n/a	
Therapy / Play Therapy Room	1	Common room/staff room/lounge	H0322-01	28	18	Radiant Panels	Remote Sensor Adj.	Yes	Comfort Cooled Fresh Air	Central Supply and Extract	6	8	Negative	G4	43	41		300	n/a	None	A	80	Switch	Floor 0m	See Guidance Notes	n/a	
Art Room	1	Classroom	H1313-03	25	18	Radiant Panels	Remote Sensor Adj.	Yes	Ceiling Cassette - Chilled Water	Central Supply and Extract	10 l/s per person	10 l/s per person	Balanced	G4	43	41		300	n/a	None	A	80	Switch	Desk 0.75 to 0.85m	See Guidance Notes	n/a	
Recreation Room	1	Common room/staff room/lounge	H0322-01	28	18	Radiant Panels	Remote Sensor Adj.	Yes	Comfort Cooled Fresh Air	Central Supply and Extract	6	8	Negative	G4	43	41		300	n/a	None	A	80	Switch	Floor 0m	See Guidance Notes	n/a	
DSR	1	DSR	Y1510	28	18	Adjacent Space Transfer Air	None	No	None	Central Dirty Extract	0	6	Negative	None	43	60		100	n/a	None	A	90	Presence detection	Floor 0m	See Guidance Notes	n/a	
W																											

RHSC / DCN Environmental Matrix

Dept	Dept	Room Name	Qty	Room Function	ADB Code	Temp (max)	Temp (min)	Heating Type	Heating Control	Cooling (present)	Cooling (type)	Ventilation (type)	Supply (ach/hr)	Extract (ach/hr)	Relative pressure	Min filtration	Surface temp	Water temp	Safety Notes	Normal lux	Night lux	Local lux	Standby grade	Colour render	Control	Plane	Medical Location		
G3	On-Call Suite	On-Call Bedroom	3	Bedroom	D1311	25	18	Radiant Panels	Remote Sensor Adj.	Yes	Comfort Cooled Fresh Air	Natural & Central Supply Air	4	via ensuite	Balanced	G4	43	41		100	5	300	A	80	Switch / Dimmer	Bed / Trolley 1.45m	See Guidance Notes	1	
		DSR	1	DSR	Y1510	28	18	Adjacent Space Transfer Air	None	No	None	Central Dirty Extract	0	6	Negative	None	43	60		100	n/a	None	A	90	Presence detection	Floor 0m	See Guidance Notes	n/a	
		Mini Kitchen	1	Eating/Drinking	D0608-01	28	18	Radiant Panels	Remote Sensor Adj.	Yes	Comfort Cooled Fresh Air	Central Supply and Extract	10 l/s per person	10 l/s per person	Balanced	G4	43	41		300	n/a	None	A	80	Switch	Floor 0m	See Guidance Notes	n/a	
		En-suite Shower / WC / WHB	3	Bathroom	V1643	28	20	Adjacent Space Transfer Air	None	No	None	Central Dirty Extract	0	10	Negative	None	43	41		200	n/a	None	A	80	Presence detection	Floor 0m	See Guidance Notes	n/a	
H1	Child Life & Health	Seminar / Tutorial Room	2	Classroom	H1313-03	25	18	Radiant Panels	Remote Sensor Adj.	Yes	Ceiling Cassette - Chilled Water	Central Supply and Extract	10 l/s per person	10 l/s per person	Balanced	G4	43	41		300	n/a	None	A	80	Switch	Desk 0.75 to 0.85m	See Guidance Notes	n/a	
		Conference / Meeting Room	1	Meeting Room	H1313-03	25	18	Radiant Panels	Remote Sensor Adj.	Yes	Ceiling Cassette - Chilled Water	Central Supply and Extract	10 l/s per person	10 l/s per person	Balanced	G4	43	n/a		300	n/a	None	A	80	Switch	Desk 0.75 to 0.85m	See Guidance Notes	n/a	
		Lockers	1	Changing Facilities	V0726	28	18	Radiant Panels	Remote Sensor Adj.	Yes	Comfort Cooled Fresh Air	Central Supply and Extract	6	10	positive to wc	G4	43	41		100	n/a	None	A	80	Presence detection	Floor 0m	See Guidance Notes	n/a	
		WC - Ambulant	4	Toilet	V1010	28	18	Adjacent Space Transfer Air	None	No	None	Central Dirty Extract	0	10	Negative	None	43	41		200	n/a	None	A	80	Presence detection	Floor 0m	See Guidance Notes	n/a	
		WC - Accessible	2	Toilet	V0922	28	18	Adjacent Space Transfer Air	None	No	None	Central Dirty Extract	0	10	Negative	None	43	41		200	n/a	None	A	80	Presence detection	Floor 0m	See Guidance Notes	n/a	
		Waiting Area	1	Waiting Room	J0132-02	28	18	Radiant Panels	Remote Sensor Adj.	Yes	Comfort Cooled Fresh Air	Central Supply and Extract	5	5	Balanced	G4	43	n/a		300	n/a	None	A	80	Switch	Floor 0m	See Guidance Notes	n/a	
		Admin Office	1	20.5	Cellular / Ward Offices	M0251	25	18	Radiant Panels	Remote Sensor Adj.	Yes	Comfort Cooled Fresh Air	Central Supply and Extract	4	4	Balanced	G4	43	n/a		300	n/a	None	A	80	Switch	Desk 0.75 to 0.85m	See Guidance Notes	n/a
		Beverage Bay	1	3.0	Tea Making	P0625	28	18	Adjacent Space Transfer Air	None	No	None	Central General Extract	0	5	Negative	None	43	41		200	n/a	None	A	80	switch	Floor 0m	See Guidance Notes	n/a
		Head of Department	1	16	Cellular / Ward Offices	M0251	25	18	Radiant Panels	Remote Sensor Adj.	Yes	Comfort Cooled Fresh Air	Central Supply and Extract	4	4	Balanced	G4	43	n/a		300	n/a	None	A	80	Switch	Desk 0.75 to 0.85m	See Guidance Notes	n/a
		Laboratory / Finance Manager's Office	1	11	Cellular / Ward Offices	M0251	25	18	Radiant Panels	Remote Sensor Adj.	Yes	Comfort Cooled Fresh Air	Central Supply and Extract	4	4	Balanced	G4	43	n/a		300	n/a	None	A	80	Switch	Desk 0.75 to 0.85m	See Guidance Notes	n/a
		Student Records Store	1	12.0	Storage Area Equipment	W1585-??	28	16	Radiant Panels	Remote Sensor Adj.	No	None	Central General Extract	0	3	Negative	None	43	n/a		200	n/a	None	A	80	Presence detection	Floor 0m	See Guidance Notes	n/a
		Senior Academic Staff	6	11	Cellular / Ward Offices	M0251	25	18	Radiant Panels	Remote Sensor Adj.	Yes	Comfort Cooled Fresh Air	Central Supply and Extract	4	4	Balanced	G4	43	n/a		300	n/a	None	A	80	Switch	Desk 0.75 to 0.85m	See Guidance Notes	n/a
		16 Person Office	1	80	Open Plan Office	M0132-01	25	18	Radiant Panels	Remote Sensor Adj.	Yes	Comfort Cooled Fresh Air	Central Supply and Extract	4	4	Balanced	G4	43	n/a		300	n/a	None	A	80	Switch	Desk 0.75 to 0.85m	See Guidance Notes	n/a
		Meeting Room - 4 person	1	6.0	Meeting Room	H1313-01	25	18	Radiant Panels	Remote Sensor Adj.	Yes	Ceiling Cassette - Chilled Water	Central Supply and Extract	10 l/s per person	10 l/s per person	Balanced	G4	43	n/a		300	n/a	None	A	80	Switch	Desk 0.75 to 0.85m	See Guidance Notes	n/a
		Stationery / Photocopying	1	6.0	Cellular / Ward Offices	M0251	25	18	Radiant Panels	Remote Sensor Adj.	Yes	Comfort Cooled Fresh Air	Central Supply and Extract	4	4	Balanced	G4	43	n/a		300	n/a	None	A	80	Switch	Desk 0.75 to 0.85m	See Guidance Notes	n/a
		Tissue Culture Room	1	9.0	Laboratory	L0102-03	25	18	Radiant Panels	Remote Sensor Adj.	Yes	Ceiling Cassette - Chilled Water	Central Supply and Extract	6	6	Balanced	F7	43	60		500	n/a	None	A	80	Switch	Desk 0.75 to 0.85m	See Guidance Notes	n/a
		Freezer Store	1	6.0	Storage Area Equipment	W1585-??	28	16	Radiant Panels	Remote Sensor Adj.	No	None	Central General Extract	0	3	Negative	None	43	n/a		200	n/a	None	A	80	Presence detection	Floor 0m	See Guidance Notes	n/a
		Physiological Laboratory	1	45.0	Laboratory	L0102-02	25	18	Radiant Panels	Remote Sensor Adj.	Yes	Ceiling Cassette - Chilled Water	Central Supply and Extract	6	6	Balanced	F7	43	60		500	n/a	None	A	80	Switch	Desk 0.75 to 0.85m	See Guidance Notes	n/a
		DSR	1	7.0	DSR	Y1510	28	18	Adjacent Space Transfer Air	None	No	None	Central Dirty Extract	0	6	Negative	None	43	60		100	n/a	None	A	90	Presence detection	Floor 0m	See Guidance Notes	n/a
		Disposal Hold	1	10.0	Disposal Hold	Y0646	28	18	Adjacent Space Transfer Air	None	No	None	Central Dirty Extract	0	10	Negative	None	43	n/a		100	n/a	None	A	90	Presence detection	Floor 0m	See Guidance Notes	n/a
Molecular Biology Laboratory	1	45.0	Laboratory	L0102-01	25	18	Radiant Panels	Remote Sensor Adj.	Yes	Ceiling Cassette - Chilled Water	Central Supply and Extract	6	6	Balanced	F7	43	60		500	n/a	None	A	80	Switch	Desk 0.75 to 0.85m	See Guidance Notes	n/a		
H2	Clinical Research Facility	Waiting Play Area	1	Waiting Room	J0132-02	28	18	Radiant Panels	Remote Sensor Adj.	Yes	Comfort Cooled Fresh Air	Central Supply and Extract	5	5	Balanced	G4	43	n/a		300	n/a	None	A	80	Switch	Floor 0m	See Guidance Notes	n/a	
		Reception	1	3.0	Reception	J0132-01	28	18	Radiant Panels	Remote Sensor Adj.	Yes	Comfort Cooled Fresh Air	Central Supply Air	4	4	Balanced	G4	43	n/a		300	n/a	None	A	80	Switch	Desk 0.75 to 0.85m	See Guidance Notes	n/a
		DSR	1	7.0	DSR	Y1510	28	18	Adjacent Space Transfer Air	None	No	None	Central Dirty Extract	0	6	Negative	None	43	60		100	n/a	None	A	90	Presence detection	Floor 0m	See Guidance Notes	n/a
		Clinical Study Room	1	63.0	Consulting Room	B0405-01	28	18	Radiant Panels	Remote Sensor Adj.	Yes	Comfort Cooled Fresh Air	Central Supply and Extract	3	3	Balanced	G4	43	41		300	n/a	1000	A	80	Switch	Bed / Trolley 1.45m	See Guidance Notes	1
		En Suite Shower / WC / WHB	1	6.0	Bathroom	V1643	28	20	Adjacent Space Transfer Air	None	No	None	Central Dirty Extract	0	10	Negative	None	43	41		200	n/a	None	A	80	Presence detection	Floor 0m	See Guidance Notes	n/a
		Single Bed Room	2	15.0	Bedroom	B0305-01	25	18	Radiant Panels	Remote Sensor Adj.	Yes	Comfort Cooled Fresh Air	Natural & Central Supply Air	4	via ensuite	Balanced	G4	43	41		100	5	300	A	80	Switch / Dimmer	Bed / Trolley 1.45m	See Guidance Notes	1
		Isolation Bedroom Entrance Lobby	1	4.0	Isolation Lobby	G0510	25	18	Warm Air - Reheat Battery	Local / BMS Adjustable Sensor	Yes	Comfort Cooled Fresh Air	Central Supply	69	0	Positive	F7	43	n/a		200	n/a	None	A	80	Presence detection	Floor 0m	See Guidance Notes	n/a
		En Suite Shower / WC / WHB	2	4.5	Bathroom	V1643	28	20	Adjacent Space Transfer Air	None	No	None	Central Dirty Extract	0	10	Negative	None	43	41		200	n/a	None	A	80	Presence detection	Floor 0m	See Guidance Notes	n/a
		WC Accessible Patients	1	3.0	Toilet	V0922	28	18	Adjacent Space Transfer Air	None	No	None	Central Dirty Extract	0	10	Negative	None	43	41		200	n/a	None	A	80	Presence detection	Floor 0m	See Guidance Notes	n/a
		Clean Utility	1	8.0	Clean Utility	T0101	28	18	Radiant Panels	TRV Remote Head Adj.	Yes	Comfort Cooled Fresh Air	Central Supply Air	6	10	Positive	G4	43	41		150	n/a	None	A	80	Presence detection	General working plane 1m	See Guidance Notes	n/a
		Dirty Utility	1	6.0	Dirty utility	Y0431	28	18	Adjacent Space Transfer Air	None	No	None	Central Dirty Extract	0	6	Negative	None	43	41		200	n/a	None	A	80	Presence detection	Floor 0m	See Guidance Notes	n/a
		Pantry	1	6.0	Pantry	P0627	28	18	Radiant Panels	Remote Sensor Adj.	Yes	Comfort Cooled Fresh Air	Central Supply and Extract	6	8	Negative	G4	43	41		300	n/a	None	A	80	Switch	Floor 0m	See Guidance Notes	n/a
		Linen Bay	1	1.5	Linen Bay	W1594-01	28	16	Adjacent Space Transfer Air	None	No	None	Central Extract	0	3	Negative	None	43	n/a		200	n/a	None	A	80	Presence detection	Floor 0m	See Guidance Notes	n/a
		Consult/Examination	1	15.5	Consulting Room	C0224	28	18	Radiant Panels	Remote Sensor Adj.	Yes	Comfort Cooled Fresh Air	Central Supply and Extract	3	3	Balanced	G4	43	41		300	n/a	1000	A	80	Switch	Bed / Trolley 1.45m	See Guidance Notes	1
		Consult / Assessment	1	12.0	Consulting Room	C0224	28	18	Radiant Panels	Remote Sensor Adj.	Yes	Comfort Cooled Fresh Air	Central Supply and Extract	3	3	Balanced	G4	43	41		300	n/a	1000	A	80	Switch	Bed / Trolley 1.45m	See Guidance Notes	1
		WC Staff	1	3.0	Toilet	V1010	28	18	Adjacent Space Transfer Air	None	No	None	Central Dirty Extract	0	10	Negative	None	43	41		200	n/a	None	A	80	Presence detection	Floor 0m	See Guidance Notes	n/a
		Disposal Hold	1	10.0	Disposal Hold	Y0646	28	18	Adjacent Space Transfer Air	None	No	None	Central Dirty Extract	0	10	Negative	None	43	n/a		100	n/a	None	A	90	Presence detection	Floor 0m	See Guidance Notes	n/a
		Store - Equipment	1	24.0	Storage Area Equipment	W1585	28	16	Radiant Panels	Remote Sensor Adj.	No	None	Central General Extract	0	3	Negative	None	43	n/a		200	n/a	None	A	80	Presence detection	Floor 0m	See Guidance Notes	n/a
		Sample Processing	1	15.0	Diagnostic room	L1804	25	18	Warm Air - Reheat Battery	BMS Adjustable Sensor	Yes	Comfort Cooled Fresh Air	Central Supply and Extract	to suit location	to suit location	Balanced	F7	43	41		300	n/a	1000	A	80	Switch / Dimmer	General working plane 1m	See Guidance Notes	1
		Office - 4 person	1	20	Cellular / Ward Offices	M0251	25	18	Radiant Panels	Remote Sensor Adj.	Yes	Comfort Cooled Fresh Air	Central Supply and Extract	4	4	Balanced	G4	43	n/a		300	n/a	None	A	80	Switch	Desk 0.75 to 0.85m	See Guidance Notes	n/a
Seminar Room	1	40.0	Meeting Room	H1313-03	25	18	Radiant Panels	Remote Sensor Adj.	Yes	Ceiling Cassette - Chilled Water	Central Supply and Extract	10 l/s per person	10 l/s per person	Balanced	G4	43	n/a		300	n/a	None	A	80	Switch	Desk 0.75 to 0.85m	See Guidance Notes	n/a		
Meeting Room	1	25.0	Meeting Room	H1313-03	25	18	Radiant Panels	Remote Sensor Adj.	Yes	Ceiling Cassette - Chilled Water	Central Supply and Extract	10 l/s per person	10 l/s per person	Balanced	G4	43	n/a		300	n/a	None	A	80	Switch	Desk 0.75 to 0.85m	See Guidance Notes	n/a		
Scenario Room	1	20.0	Meeting Room	H1313-03	25	18	Radiant Panels	Remote Sensor Adj.	Yes	Ceiling Cassette - Chilled Water	Central Supply and Extract	10 l/s per person	10 l/s per person	Balanced	G4	43	n/a		300	n/a	None	A	80	Switch	Desk 0.75 to 0.85m	See Guidance Notes	n/a		
Control Room	1	8.0	Diagnostic room	C0516	25	18	Warm Air - Reheat Battery	BMS Adjustable Sensor	Yes	Comfort Cooled Fresh Air	Central Supply and Extract	to suit location	to suit location	Balanced	F7	43	41		300	n/a	1000	A	80	Switch / Dimmer	General working plane 1m	See Guidance Notes	1		
Workshop / Tutorial Room	3	20.0	Classroom	H0202-01	25	18	Radiant Panels	Remote Sensor Adj.	Yes	Ceiling Cassette - Chilled Water	Central Supply and Extract	10 l/s per person	10 l/s per person	Balanced	G4	43	41		300	n/a	None	A	80	Switch	Desk 0.75 to 0.85m	See Guidance Notes	n/a		
Practice Based Educators Office	1	20	Cellular / Ward Offices	M0251	25	18	Radiant Panels	Remote Sensor Adj.	Yes																				

RHSC / DCN Environmental Matrix

Dept	Dept	Room Name	Qty	Room Function	ADB Code	Temp (max)	Temp (min)	Heating Type	Heating Control	Cooling (present)	Cooling (type)	Ventilation (type)	Supply (ach/hr)	Extract (ach/hr)	Relative pressure	Min filtration	Surface temp	Water temp	Safety Notes	Normal lux	Night lux	Local lux	Standby grade	Colour render	Control	Plane	Medical Location		
I1	Main Entrance - Public Spaces	Computer Carrels	6	Cellular / Ward Offices	M0251-01	25	18	Radiant Panels	Remote Sensor Adj.	Yes	Comfort Cooled Fresh Air	Central Supply and Extract	4	4	Balanced	G4	43	n/a		300	n/a	None	A	80	Switch	Desk 0.75 to 0.85m	See Guidance Notes	n/a	
		Draught Lobby	1	Circulation Areas - Entrance Lobby	G0800-01	28	Not Controlled	Warm Air Door Curtain	BMS Adjustable Sensor	No	None	None	None	0	0	Balanced	None	n/a	n/a		200	n/a	None	A	80	Presence detection	Floor 0m	See Guidance Notes	n/a
		Reception / Information Desk	1	Reception	J0132-01	28	18	Radiant Panels	Remote Sensor Adj.	Yes	Comfort Cooled Fresh Air	Central Supply and Extract	4	4	Balanced	G4	43	n/a		300	n/a	None	A	80	Switch	Desk 0.75 to 0.85m	See Guidance Notes	n/a	
		Waiting Area	1	Waiting Room	J1155	28	18	Radiant Panels	Remote Sensor Adj.	Yes	Comfort Cooled Fresh Air	Central Supply and Extract	5	5	Balanced	G4	43	n/a		300	n/a	None	A	80	Switch	Floor 0m	See Guidance Notes	n/a	
		Public Telephone Booth	1	Circulation Phone Booth	G0710	28	18	Radiant Panels	Remote Sensor Adj.	No	None	None	n/a	0	0	n/a	n/a	n/a	n/a		200	n/a	None	A	80	Presence detection	Floor 0m	See Guidance Notes	n/a
		Fire Control room	1	Cellular / Ward Offices	M0251	25	18	Radiant Panels	Remote Sensor Adj.	Yes	Comfort Cooled Fresh Air	Central Supply and Extract	4	4	Balanced	G4	43	n/a		300	n/a	None	A	80	Switch	Desk 0.75 to 0.85m	See Guidance Notes	n/a	
		Vending Machine	1	Waiting Room	J0132-02	28	18	Radiant Panels	Remote Sensor Adj.	Yes	Comfort Cooled Fresh Air	Central Supply and Extract	5	5	Balanced	G4	43	n/a		300	n/a	None	A	80	Switch	Floor 0m	See Guidance Notes	n/a	
		WC - Visitors	1	Toilet	V1010	28	18	Adjacent Space Transfer Air	None	No	None	None	Central Dirty Extract	0	10	Negative	None	43	41		200	n/a	None	A	80	Presence detection	Floor 0m	See Guidance Notes	n/a
		WC - Wheelchair accessible	1	Toilet	V0922	28	18	Adjacent Space Transfer Air	None	No	None	None	Central Dirty Extract	0	10	Negative	None	43	41		200	n/a	None	A	80	Presence detection	Floor 0m	See Guidance Notes	n/a
		Assisted Change/Nappy Change	1	Nappy Change	V1131	25	18	Radiant Panels	Remote Sensor Adj.	No	None	None	Central Dirty Extract	0	10	Negative	None	43	41		100	n/a	None	A	80	Presence detection	Floor 0m	See Guidance Notes	n/a
		DSR	1	DSR	Y1510	28	18	Adjacent Space Transfer Air	None	No	None	None	Central Dirty Extract	0	6	Negative	None	43	60		100	n/a	None	A	90	Presence detection	Floor 0m	See Guidance Notes	n/a
I2	Bed & Toy Stores	Security Office	1	Cellular / Ward Offices	M0251	25	18	Radiant Panels	Remote Sensor Adj.	Yes	Comfort Cooled Fresh Air	Central Supply and Extract	4	4	Balanced	G4	43	n/a		300	n/a	None	A	80	Switch	Desk 0.75 to 0.85m	See Guidance Notes	n/a	
		Wheelchair Bay	1	Circulation Areas	G0180-02	28	18	underfloor heating / none to suit location	BMS Adjustable Sensor	No	None	None	to suit location	to suit location	to suit location	Balanced	G4	43	41		200	n/a	None	A	80	presence detection	Floor 0m	See Guidance Notes	n/a
		DSR	1	DSR	Y1510	28	18	Adjacent Space Transfer Air	None	No	None	None	Central Dirty Extract	0	6	Negative	None	43	60		100	n/a	None	A	90	Presence detection	Floor 0m	See Guidance Notes	n/a
J1	Bereavement Suite	Store - Beds	1	Storage Area Equipment	W1585-??	28	16	Radiant Panels	Remote Sensor Adj.	No	None	Central General Extract	0	3	Negative	None	43	n/a		200	n/a	None	A	80	Presence detection	Floor 0m	See Guidance Notes	n/a	
		Store - Toys	1	Storage Area Equipment	W1585-??	28	16	Radiant Panels	Remote Sensor Adj.	No	None	None	Central General Extract	0	3	Negative	None	43	n/a		200	n/a	None	A	80	Presence detection	Floor 0m	See Guidance Notes	n/a
		Body Viewing Room	1	Body View	S0027-01	25	8	Radiant Panels	Remote Sensor Adj.	Yes	Ceiling Cassette - Specialist Cooling	Central Supply and Extract	4	6	Negative	G4	43	n/a		300	n/a	None	A	80	Switch / Dimmer	Floor 0m	See Guidance Notes	n/a	
		Lobby	1	Circulation Areas - Entrance Lobby	G0800	28	Not Controlled	Warm Air Door Curtain	BMS Adjustable Sensor	No	None	None	None	0	0	Balanced	None	n/a	n/a		200	n/a	None	A	80	Presence detection	Floor 0m	See Guidance Notes	n/a
J2	Ritual & Pastoral	Sitting Room with Beverage Bay	1	Common room/staff room/lounge	D1120	28	18	Radiant Panels	Remote Sensor Adj.	Yes	Comfort Cooled Fresh Air	Central Supply and Extract	6	8	Negative	G4	43	41		300	n/a	None	A	80	Switch	Floor 0m	See Guidance Notes	n/a	
		WC - Wheelchair accessible	1	Toilet	V0922	28	18	Adjacent Space Transfer Air	None	No	None	None	Central Dirty Extract	0	10	Negative	None	43	41		200	n/a	None	A	80	Presence detection	Floor 0m	See Guidance Notes	n/a
		Prayer / Meditation / Reflection Area	1	Common room/staff room/lounge	D0434-04	28	18	Radiant Panels	Remote Sensor Adj.	Yes	Comfort Cooled Fresh Air	Central Supply and Extract	6	8	Negative	G4	43	41		300	n/a	None	A	80	Switch	Floor 0m	See Guidance Notes	n/a	
		Store	1	Storage Area Equipment	W1585	28	16	Radiant Panels	Remote Sensor Adj.	No	None	None	Central General Extract	0	3	Negative	None	43	n/a		200	n/a	None	A	80	Presence detection	Floor 0m	See Guidance Notes	n/a
		WC wheelchair accessible / Ritual Washing Area	1	Toilet	V0922-02	28	18	Adjacent Space Transfer Air	None	No	None	None	Central Dirty Extract	0	10	Negative	None	43	41		200	n/a	None	A	80	Presence detection	Floor 0m	See Guidance Notes	n/a
		Office	1	Cellular / Ward Offices	M0251	25	18	Radiant Panels	Remote Sensor Adj.	Yes	Comfort Cooled Fresh Air	Central Supply and Extract	4	4	Balanced	G4	43	n/a		300	n/a	None	A	80	Switch	Desk 0.75 to 0.85m	See Guidance Notes	n/a	
		Interview Room	1	Meeting Room	M0724	25	18	Radiant Panels	Remote Sensor Adj.	Yes	Ceiling Cassette - Chilled Water	Central Supply and Extract	10 l/s per person	10 l/s per person	Balanced	G4	43	n/a		300	n/a	None	A	80	Switch	Desk 0.75 to 0.85m	See Guidance Notes	n/a	
		Waiting	1	Waiting Room	J0132-02	28	18	Radiant Panels	Remote Sensor Adj.	Yes	Comfort Cooled Fresh Air	Central Supply and Extract	5	5	Balanced	G4	43	n/a		300	n/a	None	A	80	Switch	Floor 0m	See Guidance Notes	n/a	
		Meeting Rooms (family size)	2	Meeting Room	H1313-03	25	18	Radiant Panels	Remote Sensor Adj.	Yes	Ceiling Cassette - Chilled Water	Central Supply and Extract	10 l/s per person	10 l/s per person	Balanced	G4	43	n/a		300	n/a	None	A	80	Switch	Desk 0.75 to 0.85m	See Guidance Notes	n/a	
		Drop-In Lounge / Beverage Bay	1	Common room/staff room/lounge	D1120-02	28	18	Radiant Panels	Remote Sensor Adj.	Yes	Comfort Cooled Fresh Air	Central Supply and Extract	6	8	Negative	G4	43	41		300	n/a	None	A	80	Switch	Floor 0m	See Guidance Notes	n/a	
K1	Family Support	Drop-In Multi-Purpose Room	1	Meeting Room	H1313-03	25	18	Radiant Panels	Remote Sensor Adj.	Yes	Ceiling Cassette - Chilled Water	Central Supply and Extract	10 l/s per person	10 l/s per person	Balanced	G4	43	n/a		300	n/a	None	A	80	Switch	Desk 0.75 to 0.85m	See Guidance Notes	n/a	
		Complementary Therapy Room	1	Consulting Room	X0613	28	18	Radiant Panels	Remote Sensor Adj.	Yes	Comfort Cooled Fresh Air	Central Supply and Extract	3	3	Balanced	G4	43	41		300	n/a	1000	A	80	Switch	Bed / Trolley 1.45m	See Guidance Notes	1	
		Interview Rooms	2	Meeting Room	M0724	25	18	Radiant Panels	Remote Sensor Adj.	Yes	Ceiling Cassette - Chilled Water	Central Supply and Extract	10 l/s per person	10 l/s per person	Balanced	G4	43	n/a		300	n/a	None	A	80	Switch	Desk 0.75 to 0.85m	See Guidance Notes	n/a	
		Radio Lollipop Broadcasting Studio, Lobby	1	Circulation Areas	C0516-01	28	18	underfloor heating / none to suit location	BMS Adjustable Sensor	No	None	None	to suit location	to suit location	to suit location	Balanced	G4	43	41		200	n/a	None	A	80	presence detection	Floor 0m	See Guidance Notes	n/a
		Office 1	1	Cellular / Ward Offices	M0251	25	18	Radiant Panels	Remote Sensor Adj.	Yes	Comfort Cooled Fresh Air	Central Supply and Extract	4	4	Balanced	G4	43	n/a		300	n/a	None	A	80	Switch	Desk 0.75 to 0.85m	See Guidance Notes	n/a	
		Office 2	1	Cellular / Ward Offices	M0251	25	18	Radiant Panels	Remote Sensor Adj.	Yes	Comfort Cooled Fresh Air	Central Supply and Extract	4	4	Balanced	G4	43	n/a		300	n/a	None	A	80	Switch	Desk 0.75 to 0.85m	See Guidance Notes	n/a	
		Office 3	1	Cellular / Ward Offices	M0251	25	18	Radiant Panels	Remote Sensor Adj.	Yes	Comfort Cooled Fresh Air	Central Supply and Extract	4	4	Balanced	G4	43	n/a		300	n/a	None	A	80	Switch	Desk 0.75 to 0.85m	See Guidance Notes	n/a	
		Office 4	1	Cellular / Ward Offices	M0251	25	18	Radiant Panels	Remote Sensor Adj.	Yes	Comfort Cooled Fresh Air	Central Supply and Extract	4	4	Balanced	G4	43	n/a		300	n/a	None	A	80	Switch	Desk 0.75 to 0.85m	See Guidance Notes	n/a	
		Office 5	1	Cellular / Ward Offices	M0251	25	18	Radiant Panels	Remote Sensor Adj.	Yes	Comfort Cooled Fresh Air	Central Supply and Extract	4	4	Balanced	G4	43	n/a		300	n/a	None	A	80	Switch	Desk 0.75 to 0.85m	See Guidance Notes	n/a	
		Office 6	1	Cellular / Ward Offices	M0251	25	18	Radiant Panels	Remote Sensor Adj.	Yes	Comfort Cooled Fresh Air	Central Supply and Extract	4	4	Balanced	G4	43	n/a		300	n/a	None	A	80	Switch	Desk 0.75 to 0.85m	See Guidance Notes	n/a	
		Beverage Bay	1	Tea Making	P0625	28	18	Adjacent Space Transfer Air	None	No	None	None	Central General Extract	0	5	Negative	None	43	41		200	n/a	None	A	80	Switch	Desk 0.75 to 0.85m	See Guidance Notes	n/a
		DSR	1	DSR	Y1510	28	18	Adjacent Space Transfer Air	None	No	None	None	Central Dirty Extract	0	6	Negative	None	43	60		100	n/a	None	A	90	Presence detection	Floor 0m	See Guidance Notes	n/a
		Store	1	Storage Area Equipment	W1585	28	16	Radiant Panels	Remote Sensor Adj.	No	None	None	Central General Extract	0	3	Negative	None	43	n/a		200	n/a	None	A	80	Presence detection	Floor 0m	See Guidance Notes	n/a
		Store	1	Storage Area Equipment	W1585	28	16	Radiant Panels	Remote Sensor Adj.	No	None	None	Central General Extract	0	3	Negative	None	43	n/a		200	n/a	None	A	80	Presence detection	Floor 0m	See Guidance Notes	n/a
		WC - Staff	1	Toilet	V1010	28	18	Adjacent Space Transfer Air	None	No	None	None	Central Dirty Extract	0	10	Negative	None	43	41		200	n/a	None	A	80	Presence detection	Floor 0m	See Guidance Notes	n/a
		Nappy Changing Room	1	Toilet	V1131	28	18	Adjacent Space Transfer Air	None	No	None	None	Central Dirty Extract	0	10	Negative	None	43	41		200	n/a	None	A	80	Presence detection	Floor 0m	See Guidance Notes	n/a
		WC - Wheelchair accessible	2	Toilet	V0922	28	18	Adjacent Space Transfer Air	None	No	None	None	Central Dirty Extract	0	10	Negative	None	43	41		200	n/a	None	A	80	Presence detection	Floor 0m	See Guidance Notes	n/a
Wheelchair Bay	1	Circulation Equipment Storage Bays	G0180-02	28	16	Adjacent Space Transfer Air	None	No	None	None	Central General Extract	0	3	Negative	None	43	n/a		200	n/a	None	A	80	Presence detection	Floor 0m	See Guidance Notes	n/a		
K2	Family Hotel	Reception/Waiting	1	Waiting Room	J0232-01	28	18	Radiant Panels	Remote Sensor Adj.	Yes	Comfort Cooled Fresh Air	Central Supply and Extract	5	5	Balanced	G4	43	n/a		300	n/a	None	A	80	Switch	Floor 0m	See Guidance Notes	n/a	
		Office - 1 person	1	Cellular / Ward Offices	M0251	25	18	Radiant Panels	Remote Sensor Adj.	Yes	Comfort Cooled Fresh Air	Central Supply and Extract	4	4	Balanced	G4	43	n/a		300	n/a	None	A	80	Switch	Desk 0.75 to 0.85m	See Guidance Notes	n/a	
		Lounge - non residents	1	Common room/staff room/lounge	D1120-02	28	18	Radiant Panels	Remote Sensor Adj.	Yes	Comfort Cooled Fresh Air	Central Supply and Extract	6	8	Negative	G4	43	41		300	n/a	None	A	80	Switch	Floor 0m	See Guidance Notes	n/a	
		WC - Female	1	Toilet	V1010	28	18	Adjacent Space Transfer Air	None	No	None	None	Central Dirty Extract	0	10	Negative	None	43	41		200	n/a	None	A	80	Presence detection	Floor 0m	See Guidance Notes	n/a
		WC - Male	1	Toilet	V1010	28	18	Adjacent Space Transfer Air	None	No	None	None	Central Dirty Extract	0	10	Negative	None	43	41		200	n/a	None	A	80	Presence detection	Floor 0m	See Guidance Notes	n/a
		WC - Wheelchair accessible	1	Toilet	V0922	28	18	Adjacent Space Transfer Air	None	No	None	None	Central Dirty Extract	0	10	Negative	None	43	41										

RHSC / DCN Environmental Matrix

Dept	Dept	Room Name	Qty	Room Function	ADB Code	Temp (max)	Temp (min)	Heating Type	Heating Control	Cooling (present)	Cooling (type)	Ventilation (type)	Supply (achr)	Extract (achr)	Relative pressure	Min filtration	Surface temp	Water temp	Safety Notes	Normal lux	Night lux	Local lux	Standby grade	Colour render	Control	Plane	Medical Location	
		WC - Wheelchair accessible	1	4.5 Toilet	V0922	28	18	Adjacent Space Transfer Air	None	No	None	Central Dirty Extract	0	10	Negative	None	43	41		200	n/a	None	A	80	Presence detection	Floor 0m	See Guidance Notes	n/a
		Store	2	12.0 Storage Area Equipment	W1585	28	16	Radiant Panels	Remote Sensor Adj.	No	None	Central General Extract	0	3	Negative	None	43	n/a		200	n/a	None	A	80	Presence detection	Floor 0m	See Guidance Notes	n/a
		Laundry	2	15.0 Laundry	Y0521	28	18	Adjacent Space Transfer Air	None	Yes	Comfort Cooled Fresh Air	Central Supply and Extract	6	10	Negative	G4	43	60		300	n/a	None	A	80	Switch	Floor 0m	See Guidance Notes	n/a
		DSR	1	7.0 DSR	Y1510	28	18	Adjacent Space Transfer Air	None	No	None	Central Dirty Extract	0	6	Negative	None	43	60		100	n/a	None	A	90	Presence detection	Floor 0m	See Guidance Notes	n/a
		Store	1	10.0 Storage Area Equipment	W1585	28	16	Radiant Panels	Remote Sensor Adj.	No	None	Central General Extract	0	3	Negative	None	43	n/a		200	n/a	None	A	80	Presence detection	Floor 0m	See Guidance Notes	n/a
		En-suite Shower / WC / WHB	26	6.0 Toilet	V0922	28	18	Adjacent Space Transfer Air	None	No	None	Central Dirty Extract	0	10	Negative	None	43	41		200	n/a	None	A	80	Presence detection	Floor 0m	See Guidance Notes	n/a
		Storage - refuse	1	10.0 Disposal Hold	Y0646	28	18	Adjacent Space Transfer Air	None	No	None	Central Dirty Extract	0	10	Negative	None	43	n/a		100	n/a	None	A	90	Presence detection	Floor 0m	See Guidance Notes	n/a
		Waiting Area, relatives	1	30.0 Waiting Room	J0132-02	28	18	Radiant Panels	Remote Sensor Adj.	Yes	Comfort Cooled Fresh Air	Central Supply and Extract	5	5	Balanced	G4	43	n/a		300	n/a	None	A	80	Switch	Floor 0m	See Guidance Notes	n/a
		Multi-Disciplinary Office / Reception	1	18.0 Multi Disciplinary Work Areas	M0254	25	18	Radiant Panels	Remote Sensor Adj.	Yes	Comfort Cooled Fresh Air	Central Supply and Extract	4	4	Balanced	G4	43	n/a		300	n/a	1000	A	80	Switch	Desk 0.75 to 0.85m	See Guidance Notes	n/a
		Refreshment, Vending Machine	1	3.0 Waiting Room	J0132-02	28	18	Radiant Panels	Remote Sensor Adj.	Yes	Comfort Cooled Fresh Air	Central Supply and Extract	5	5	Balanced	G4	43	n/a		300	n/a	None	A	80	Switch	Floor 0m	See Guidance Notes	n/a
		Visitor toilets, baby changing	2	4.5 Toilet	V1131	28	18	Adjacent Space Transfer Air	None	No	None	Central Dirty Extract	0	10	Negative	None	43	41		200	n/a	None	A	80	Presence detection	Floor 0m	See Guidance Notes	n/a
		WC: Independent Wheelchair	1	4.5 Toilet	V0922	28	18	Adjacent Space Transfer Air	None	No	None	Central Dirty Extract	0	10	Negative	None	43	41		200	n/a	None	A	80	Presence detection	Floor 0m	See Guidance Notes	n/a
		Interview/Relatives Quiet Room	1	9.0 Meeting Room	M0724	25	18	Radiant Panels	Remote Sensor Adj.	Yes	Ceiling Cassette - Chilled Water	Central Supply and Extract	10 l/s per person	10 l/s per person	Balanced	G4	43	n/a		300	n/a	None	A	80	Switch	Desk 0.75 to 0.85m	See Guidance Notes	n/a
		Consulting/Examination Room	4	15.5 Consulting Room	C0224	28	18	Radiant Panels	Remote Sensor Adj.	Yes	Comfort Cooled Fresh Air	Central Supply and Extract	3	3	Balanced	G4	43	41		300	n/a	1000	A	80	Switch	Bed / Trolley 1.45m	See Guidance Notes	1
		Patient Waiting	1	20.0 Waiting Room	J0132-02	28	18	Radiant Panels	Remote Sensor Adj.	Yes	Comfort Cooled Fresh Air	Central Supply and Extract	5	5	Balanced	G4	43	n/a		300	n/a	None	A	80	Switch	Floor 0m	See Guidance Notes	n/a
		Receiving/Resuscitation area	1	30.0 Resuscitation Bay	B1411	25	21	Radiant Panels	Remote Sensor Adj.	Yes	Comfort Cooled Fresh Air	Central Supply and Extract	10	6	Positive	G4	43	41		500	n/a	1000	A	80	Switch	Bed / Trolley 1.45m	See Guidance Notes	n/a
		Relatives Overnight Stay Room	1	10.0 Relatives Overnight Stay	D1311	28	20	Radiant Panels	Remote Sensor Adj.	Yes	Comfort Cooled Fresh Air	Central Supply and Extract	4	0	Positive	G4	43	41		100	n/a	None	A	80	Switch	Bed / Trolley 1.45m	See Guidance Notes	n/a
		Ensuite Accessible Shower/Wc/WHB	1	6.0 Bathroom	V1643	28	20	Adjacent Space Transfer Air	None	No	None	Central Dirty Extract	0	10	Negative	None	43	41		200	n/a	None	A	80	Presence detection	Floor 0m	See Guidance Notes	n/a
		Single Bed Room	12	19.0 Bedroom	B0305	25	18	Radiant Panels	Remote Sensor Adj.	Yes	Comfort Cooled Fresh Air	Natural & Central Supply Air	4	via ensuite	Balanced	G4	43	41		100	5	300	A	80	Switch / Dimmer	Bed / Trolley 1.45m	See Guidance Notes	1
		Ensuite Shower/Wc/WHB	12	4.5 Bathroom	V1643	28	20	Adjacent Space Transfer Air	None	No	None	Central Dirty Extract	0	10	Negative	None	43	41		200	n/a	None	A	80	Presence detection	Floor 0m	See Guidance Notes	n/a
		Single Bedroom (level 1)	12	19.0 Bedroom	B0305	25	18	Radiant Panels	Remote Sensor Adj.	Yes	Comfort Cooled Fresh Air	Natural & Central Supply Air	4	via ensuite	Balanced	G4	43	41		100	5	300	A	80	Switch / Dimmer	Bed / Trolley 1.45m	See Guidance Notes	1
		Shower Room:en-suite	12	4.5 Bathroom	V1643	28	20	Adjacent Space Transfer Air	None	No	None	Central Dirty Extract	0	10	Negative	None	43	41		200	n/a	None	A	80	Presence detection	Floor 0m	See Guidance Notes	n/a
		Touchdown Base	4	2.0 staff base	T0151	28	18	Radiant Panels	Remote Sensor Adj.	No	None	Central Supply and Extract	10 l/s per person	10 l/s per person	Balanced	G4	n/a	n/a		200/300	n/a	None	A	80	Switch / Dimmer	Desk 0.75 to 0.85m	See Guidance Notes	n/a
		Ward Management Office	1	10.0 Cellular / Ward Offices	M0251	25	18	Radiant Panels	Remote Sensor Adj.	Yes	Comfort Cooled Fresh Air	Central Supply and Extract	4	4	Balanced	G4	43	n/a		300	n/a	None	A	80	Switch	Desk 0.75 to 0.85m	See Guidance Notes	n/a
		Multi-disciplinary Office	1	18.0 Multi Disciplinary Work Areas	M0254	25	18	Radiant Panels	Remote Sensor Adj.	Yes	Comfort Cooled Fresh Air	Central Supply and Extract	4	4	Balanced	G4	43	n/a		300	n/a	None	A	80	Switch	Desk 0.75 to 0.85m	See Guidance Notes	n/a
		Staff Base	1	6.0 Cellular / Ward Offices	M0251	25	18	Radiant Panels	Remote Sensor Adj.	Yes	Comfort Cooled Fresh Air	Central Supply and Extract	4	4	Balanced	G4	43	n/a		300	n/a	None	A	80	Switch	Desk 0.75 to 0.85m	See Guidance Notes	n/a
		Linen Bay	2	1.5 Linen Bay	W1594-01	28	16	Adjacent Space Transfer Air	None	No	None	Central Extract	0	3	Negative	None	43	n/a		200	n/a	None	A	80	Presence detection	Floor 0m	See Guidance Notes	n/a
		Resuscitation Trolley Bay	2	1.0 Resus Trolley bay	G0180-01	28	18	Adjacent Space Transfer Air	None	No	None	None	0	0	n/a	None	43	n/a		500	n/a	None	A	90	Switch	Bed / Trolley 1.45m	See Guidance Notes	n/a
		Mobile X-Ray Bay	1	4.0 Circulation Equipment Storage Bays	G0180-06	28	16	Adjacent Space Transfer Air	None	No	None	Central General Extract	0	3	Negative	None	43	n/a		200	n/a	None	A	80	Presence detection	Floor 0m	See Guidance Notes	n/a
		Pantry	1	8.0 Pantry	P0627	28	18	Radiant Panels	Remote Sensor Adj.	Yes	Comfort Cooled Fresh Air	Central Supply and Extract	6	8	Negative	G4	43	41		300	n/a	None	A	80	Switch	Floor 0m	See Guidance Notes	n/a
		Interview/Relatives Quiet Room	1	9.0 Meeting Room	M0724	25	18	Radiant Panels	Remote Sensor Adj.	Yes	Ceiling Cassette - Chilled Water	Central Supply and Extract	10 l/s per person	10 l/s per person	Balanced	G4	43	n/a		300	n/a	None	A	80	Switch	Desk 0.75 to 0.85m	See Guidance Notes	n/a
		Teaching Room	1	20.0 Classroom	H1313-03	25	18	Radiant Panels	Remote Sensor Adj.	Yes	Ceiling Cassette - Chilled Water	Central Supply and Extract	10 l/s per person	10 l/s per person	Balanced	G4	43	41		300	n/a	None	A	80	Switch	Desk 0.75 to 0.85m	See Guidance Notes	n/a
		Hoist Bay	2	3.0 Circulation Equipment Storage Bays	G0180-03	28	16	Adjacent Space Transfer Air	None	No	None	Central General Extract	0	3	Negative	None	43	n/a		200	n/a	None	A	80	Presence detection	Floor 0m	See Guidance Notes	n/a
		Clean Utility	1	12.0 Clean Utility	T0101	28	18	Radiant Panels	Remote Sensor Adj.	Yes	Comfort Cooled Fresh Air	Central Supply Air	6	0	Positive	G4	43	41		150	n/a	None	A	80	Presence detection	General working plane 1m	See Guidance Notes	n/a
		Dirty Utility	2	14.0 Dirty utility	Y0431	28	18	Adjacent Space Transfer Air	None	No	None	Central Dirty Extract	0	6	Negative	None	43	41		200	n/a	None	A	80	Presence detection	Floor 0m	See Guidance Notes	n/a
		DSR	1	7.0 DSR	Y1510	28	18	Adjacent Space Transfer Air	None	No	None	Central Dirty Extract	0	6	Negative	None	43	60		100	n/a	None	A	90	Presence detection	Floor 0m	See Guidance Notes	n/a
		Disposal Hold	2	10.0 Disposal Hold	Y0646	28	18	Adjacent Space Transfer Air	None	No	None	Central Dirty Extract	0	10	Negative	None	43	n/a		100	n/a	None	A	90	Presence detection	Floor 0m	See Guidance Notes	n/a
		Storage Equipment	1	10.0 Storage Area Equipment	W1585	28	16	Radiant Panels	Remote Sensor Adj.	No	None	Central General Extract	0	3	Negative	None	43	n/a		200	n/a	None	A	80	Presence detection	Floor 0m	See Guidance Notes	n/a
		Storage Consumables	1	18.0 Storage Area Equipment	W1585-??	28	16	Radiant Panels	Remote Sensor Adj.	No	None	Central General Extract	0	3	Negative	None	43	n/a		200	n/a	None	A	80	Presence detection	Floor 0m	See Guidance Notes	n/a
		Storage Stationery	1	4.0 Storage Area Equipment	W1585-??	28	16	Radiant Panels	Remote Sensor Adj.	No	None	Central General Extract	0	3	Negative	None	43	n/a		200	n/a	None	A	80	Presence detection	Floor 0m	See Guidance Notes	n/a
		Staff Room	1	9.0 Common room/staff room/lounge	D0608-03	28	18	Radiant Panels	Remote Sensor Adj.	Yes	Comfort Cooled Fresh Air	Central Supply and Extract	6	8	Negative	G4	43	41		300	n/a	None	A	80	Switch	Floor 0m	See Guidance Notes	n/a
		Ward Kitchen	1	12.0 Ward Kitchen	P0627-01	28	18	Adjacent Space Transfer Air	None	Yes	Ceiling Cassette - Chilled Water	Central General Extract	0	6	Negative	G4	n/a	60		500	n/a	None	A	80	Switch	General working plane 1m	See Guidance Notes	n/a
		WC Staff	3	3.0 Toilet	V1010	28	18	Adjacent Space Transfer Air	None	No	None	Central Dirty Extract	0	10	Negative	None	43	41		200	n/a	None	A	80	Presence detection	Floor 0m	See Guidance Notes	n/a
		Reception	1	3.0 Reception	J0132-01	28	18	Radiant Panels	Remote Sensor Adj.	Yes	Comfort Cooled Fresh Air	Central Supply Air	4	4	Balanced	G4	43	n/a		300	n/a	None	A	80	Switch	Desk 0.75 to 0.85m	See Guidance Notes	n/a
		Waiting Area	1	16.5 Waiting Room	J0132-02	28	18	Radiant Panels	Remote Sensor Adj.	Yes	Comfort Cooled Fresh Air	Central Supply and Extract	5	5	Balanced	G4	43	n/a		300	n/a	None	A	80	Switch	Floor 0m	See Guidance Notes	n/a
		WC: Semi Ambulant	2	3.0 Toilet	V1010	28	18	Adjacent Space Transfer Air	None	No	None	Central Dirty Extract	0	10	Negative	None	43	41		200	n/a	None	A	80	Presence detection	Floor 0m	See Guidance Notes	n/a
		WC: Independent Wheelchair	1	4.5 Toilet	V0922	28	18	Adjacent Space Transfer Air	None	No	None	Central Dirty Extract	0	10	Negative	None	43	41		200	n/a	None	A	80	Presence detection	Floor 0m	See Guidance Notes	n/a
		Single Bedroom	41	19.0 Bedroom	B0305	25	18	Radiant Panels	Remote Sensor Adj.	Yes	Comfort Cooled Fresh Air	Natural & Central Supply Air	4	via ensuite	Balanced	G4	43	41		100	5	300	A	80	Switch / Dimmer	Bed / Trolley 1.45m	See Guidance Notes	1
		Single Isolation Bedroom	2	19.0 Isolation Bedroom	B0308-??	25	21	Adjacent Space Transfer Air	BMS Adjustable Sensor	Yes	Comfort Cooled Fresh Air	Supply via lobby	10	0	Balanced	F7	43	41		100	5	300	A	80	Switch / Dimmer	Bed / Trolley 1.45m	See Guidance Notes	1
		Isolation Bedroom Entrance Lobby	2	4.0 Isolation Lobby	G0510-02	25	18	Warm Air - Reheat Battery	Local / BMS Adjustable Sensor	Yes	Comfort Cooled Fresh Air	Central Supply	69	0	Positive	F7	43	n/a		200	n/a	None	A	80	Presence detection	Floor 0m	See Guidance Notes	n/a
		Shower Room:en-suite	43																									

RHSC / DCN Environmental Matrix

Dept	Dept	Room Name	Qty	Room Function	ADB Code	Temp (max)	Temp (min)	Heating Type	Heating Control	Cooling (present)	Cooling (type)	Ventilation (type)	Supply (ach/hr)	Extract (ach/hr)	Relative pressure	Min filtration	Surface temp	Water temp	Safety Notes	Normal lux	Night lux	Local lux	Standby grade	Colour render	Control	Plane	Medical Location	
		Pantry	2	8.0	Pantry	P0627	28	18	Radiant Panels	Remote Sensor Adj.	Yes	Comfort Cooled Fresh Air	Central Supply and Extract	6	8	Negative	G4	43	41	300	n/a	None	A	80	Switch	Floor 0m	See Guidance Notes	n/a
		Mobile X-Ray Bay	1	4.0	Circulation Equipment Storage Bays	G0180-06	28	16	Adjacent Space Transfer Air	None	No	None	Central General Extract	0	3	Negative	None	43	n/a	200	n/a	None	A	80	Presence detection	Floor 0m	See Guidance Notes	n/a
		Resuscitation Trolley Bay	2	1.0	Resus Trolley bay	G0180-01	28	18	Adjacent Space Transfer Air	None	No	None	None	0	0	n/a	None	43	n/a	500	n/a	None	A	90	Switch	Bed / Trolley 1.45m	See Guidance Notes	n/a
		Hoist Bay	5	3.0	Circulation Equipment Storage Bays	G0180-03	28	16	Adjacent Space Transfer Air	None	No	None	Central General Extract	0	3	Negative	None	43	n/a	200	n/a	None	A	80	Presence detection	Floor 0m	See Guidance Notes	n/a
		Store	2	12.0	Storage Area Equipment	W1585	28	16	Radiant Panels	Remote Sensor Adj.	No	None	Central General Extract	0	3	Negative	None	43	n/a	200	n/a	None	A	80	Presence detection	Floor 0m	See Guidance Notes	n/a
		Linen Bay	2	1.5	Linen Bay	W1594-01	28	16	Adjacent Space Transfer Air	None	No	None	Central Extract	0	3	Negative	None	43	n/a	200	n/a	None	A	80	Presence detection	Floor 0m	See Guidance Notes	n/a
		Clean Utility	2	12.0	Clean Utility	T0101	28	18	Radiant Panels	Remote Sensor Adj.	Yes	Comfort Cooled Fresh Air	Central Supply Air	6	0	Positive	G4	43	41	150	n/a	None	A	80	Presence detection	General working plane 1m	See Guidance Notes	n/a
		Dirty Utility	3	14.0	Dirty utility	Y0431	28	18	Adjacent Space Transfer Air	None	No	None	Central Dirty Extract	0	6	Negative	None	43	41	200	n/a	None	A	80	Presence detection	Floor 0m	See Guidance Notes	n/a
		DSR	2	7.0	DSR	Y1510	28	18	Adjacent Space Transfer Air	None	No	None	Central Dirty Extract	0	6	Negative	None	43	60	100	n/a	None	A	90	Presence detection	Floor 0m	See Guidance Notes	n/a
		Disposal Hold	2	10.0	Disposal Hold	Y0646	28	18	Adjacent Space Transfer Air	None	No	None	Central Dirty Extract	0	10	Negative	None	43	n/a	100	n/a	None	A	90	Presence detection	Floor 0m	See Guidance Notes	n/a
		Ward Kitchen	2	16.0	Ward Kitchen	P0627-01	28	18	Adjacent Space Transfer Air	None	Yes	Ceiling Cassette - Chilled Water	Central General Extract	0	6	Negative	G4	n/a	60	500	n/a	None	A	80	Switch	General working plane 1m	See Guidance Notes	n/a
		WC: Staff	4	3.0	Toilet	V1010	28	18	Adjacent Space Transfer Air	None	No	None	Central Dirty Extract	0	10	Negative	None	43	41	200	n/a	None	A	80	Presence detection	Floor 0m	See Guidance Notes	n/a
		Enquiry / Information Desk: 2 staff	1	8.0	Reception	J0132-01	28	18	Radiant Panels	Remote Sensor Adj.	Yes	Comfort Cooled Fresh Air	Central Supply Air	4	4	Balanced	G4	43	n/a	300	n/a	None	A	80	Switch	Desk 0.75 to 0.85m	See Guidance Notes	n/a
		Medical Records Store	1	8.0	Cellular / Ward Offices	M0251	25	18	Radiant Panels	Remote Sensor Adj.	Yes	Comfort Cooled Fresh Air	Central Supply and Extract	4	4	Balanced	G4	43	n/a	300	n/a	None	A	80	Switch	Desk 0.75 to 0.85m	See Guidance Notes	n/a
		Main Waiting	1	59.0	Waiting Room	J0132-02	28	18	Radiant Panels	Remote Sensor Adj.	Yes	Comfort Cooled Fresh Air	Central Supply and Extract	5	5	Balanced	G4	43	n/a	300	n/a	None	A	80	Switch	Floor 0m	See Guidance Notes	n/a
		Public Telephone Booth	1	1.5	Circulation Phone Booth	G0710	28	18	Radiant Panels	Remote Sensor Adj.	No	None	n/a	0	0	n/a	n/a	n/a	200	n/a	None	A	80	Presence detection	Floor 0m	See Guidance Notes	n/a	
		Public Telephone: Single Booth, Accessible	1	2.0	Circulation Phone Booth	G0712	28	18	Radiant Panels	Remote Sensor Adj.	No	None	n/a	0	0	n/a	n/a	n/a	200	n/a	None	A	80	Presence detection	Floor 0m	See Guidance Notes	n/a	
		WC Fully Accessible Changing Room	1	7.0	Changing Facilities	V0726	28	18	Radiant Panels	Remote Sensor Adj.	Yes	Comfort Cooled Fresh Air	Central Supply and Extract	6	10	positive to wc	G4	43	41	100	n/a	None	A	80	Presence detection	Floor 0m	See Guidance Notes	n/a
		Refreshment: Vending Machine	1	3.0	Waiting Room	J0132-02	28	18	Radiant Panels	Remote Sensor Adj.	Yes	Comfort Cooled Fresh Air	Central Supply and Extract	5	5	Balanced	G4	43	n/a	300	n/a	None	A	80	Switch	Floor 0m	See Guidance Notes	n/a
		Nurse Base	1	2.0	staff base	T0151	28	18	Radiant Panels	Remote Sensor Adj.	No	None	Central Supply and Extract	10l/s per person	10l/s per person	Balanced	G4	n/a	n/a	200/300	n/a	None	A	80	Switch / Dimmer	Desk 0.75 to 0.85m	See Guidance Notes	n/a
		WC - Wheelchair accessible	1	4.5	Toilet	V0922	28	18	Adjacent Space Transfer Air	None	No	None	Central Dirty Extract	0	10	Negative	None	43	41	200	n/a	None	A	80	Presence detection	Floor 0m	See Guidance Notes	n/a
		Physical Measurement	1	3.5	Consulting Room	C0522-02	28	18	Radiant Panels	Remote Sensor Adj.	Yes	Comfort Cooled Fresh Air	Central Supply and Extract	3	3	Balanced	G4	43	41	300	n/a	1000	A	80	Switch	Bed / Trolley 1.45m	See Guidance Notes	1
		Consult/Examination	15.5	15.5	Consulting Room	C0224	28	18	Radiant Panels	Remote Sensor Adj.	Yes	Comfort Cooled Fresh Air	Central Supply and Extract	3	3	Balanced	G4	43	41	300	n/a	1000	A	80	Switch	Bed / Trolley 1.45m	See Guidance Notes	1
		Consult/Multi-Disciplinary	2	24.0	Consulting Room	C0207-01	28	18	Radiant Panels	Remote Sensor Adj.	Yes	Comfort Cooled Fresh Air	Central Supply and Extract	3	3	Balanced	G4	43	41	300	n/a	1000	A	80	Switch	Bed / Trolley 1.45m	See Guidance Notes	1
		Treatment Room (with prep area)	1	16.0	Treatment Room	X0105-01	28	18	Radiant Panels	Remote Sensor Adj.	Yes	Comfort Cooled Fresh Air	Central Supply Air	10	0	Positive	F7	43	41	500	n/a	1000	A	80	Switch	Bed / Trolley 1.45m	See Guidance Notes	n/a
		Phlebotomy Room	1	8.0	Consulting Room	C0224-??	28	18	Radiant Panels	Remote Sensor Adj.	Yes	Comfort Cooled Fresh Air	Central Supply and Extract	3	3	Balanced	G4	43	41	300	n/a	1000	A	80	Switch	Bed / Trolley 1.45m	See Guidance Notes	1
		Store - Equipment / General	1	6.0	Storage Area Equipment	W1585-??	28	16	Radiant Panels	Remote Sensor Adj.	No	None	Central General Extract	0	3	Negative	None	43	n/a	200	n/a	None	A	80	Presence detection	Floor 0m	See Guidance Notes	n/a
		Sub Waiting Area	1	16.5	Waiting Room	J0132-02	28	18	Radiant Panels	Remote Sensor Adj.	Yes	Comfort Cooled Fresh Air	Central Supply and Extract	5	5	Balanced	G4	43	n/a	300	n/a	None	A	80	Switch	Floor 0m	See Guidance Notes	n/a
		Nurse Base	1	2.0	staff base	T0151	28	18	Radiant Panels	Remote Sensor Adj.	No	None	Central Supply and Extract	10l/s per person	10l/s per person	Balanced	G4	n/a	n/a	200/300	n/a	None	A	80	Switch / Dimmer	Desk 0.75 to 0.85m	See Guidance Notes	n/a
		WC - Wheelchair accessible	1	4.5	Consulting Room	V0922	28	18	Radiant Panels	Remote Sensor Adj.	Yes	Comfort Cooled Fresh Air	Central Supply and Extract	3	3	Balanced	G4	43	41	300	n/a	1000	A	80	Switch	Bed / Trolley 1.45m	See Guidance Notes	1
		Physical Measurement	1	3.5	Consulting Room	C0522-02	28	18	Radiant Panels	Remote Sensor Adj.	Yes	Comfort Cooled Fresh Air	Central Supply and Extract	3	3	Balanced	G4	43	41	300	n/a	1000	A	80	Switch	Bed / Trolley 1.45m	See Guidance Notes	1
		Consult/Examination	4	15.5	Consulting Room	C0224	28	18	Radiant Panels	Remote Sensor Adj.	Yes	Comfort Cooled Fresh Air	Central Supply and Extract	3	3	Balanced	G4	43	41	300	n/a	1000	A	80	Switch	Bed / Trolley 1.45m	See Guidance Notes	1
		Multi-Disciplinary Office	1	26.0	Multi Disciplinary Work Areas	M0254	25	18	Radiant Panels	Remote Sensor Adj.	Yes	Comfort Cooled Fresh Air	Central Supply and Extract	4	4	Balanced	G4	43	n/a	300	n/a	None	A	80	Switch	Desk 0.75 to 0.85m	See Guidance Notes	n/a
		Clean Utility	1	8.0	Clean Utility	T0101	28	18	Radiant Panels	Remote Sensor Adj.	Yes	Comfort Cooled Fresh Air	Central Supply Air	6	0	Positive	G4	43	41	150	n/a	None	A	80	Presence detection	General working plane 1m	See Guidance Notes	n/a
		Dirty Utility: urine test	1	11.0	Dirty utility	Y0431	28	18	Adjacent Space Transfer Air	None	No	None	Central Dirty Extract	0	6	Negative	None	43	41	200	n/a	None	A	80	Presence detection	Floor 0m	See Guidance Notes	n/a
		Patient Interview Room	1	9.0	Meeting Room	M0724	25	18	Radiant Panels	Remote Sensor Adj.	Yes	Ceiling Cassette - Chilled Water	Central Supply and Extract	10 l/s per person	10 l/s per person	Balanced	G4	43	n/a	300	n/a	None	A	80	Switch	Desk 0.75 to 0.85m	See Guidance Notes	n/a
		Outpatients Management Office	1	9.0	Cellular / Ward Offices	M0251	25	18	Radiant Panels	Remote Sensor Adj.	Yes	Comfort Cooled Fresh Air	Central Supply and Extract	4	4	Balanced	G4	43	n/a	300	n/a	None	A	80	Switch	Desk 0.75 to 0.85m	See Guidance Notes	n/a
		Staff Room	1	12.0	Common room/staff room/lounge	D0608-03	28	18	Radiant Panels	Remote Sensor Adj.	Yes	Comfort Cooled Fresh Air	Central Supply and Extract	6	8	Negative	G4	43	41	300	n/a	None	A	80	Switch	Floor 0m	See Guidance Notes	n/a
		WC - Staff	2	3.0	Toilet	V1010	28	18	Adjacent Space Transfer Air	None	No	None	Central Dirty Extract	0	10	Negative	None	43	41	200	n/a	None	A	80	Presence detection	Floor 0m	See Guidance Notes	n/a
		Store: Clinical Supplies, Equipment & Stationery	1	15.0	Storage Area Equipment	W1585	28	16	Radiant Panels	Remote Sensor Adj.	No	None	Central General Extract	0	3	Negative	None	43	n/a	200	n/a	None	A	80	Presence detection	Floor 0m	See Guidance Notes	n/a
		Linen Bay	1	1.5	Linen Bay	W1594-01	28	16	Adjacent Space Transfer Air	None	No	None	Central Extract	0	3	Negative	None	43	n/a	200	n/a	None	A	80	Presence detection	Floor 0m	See Guidance Notes	n/a
		DSR	1	7.0	DSR	Y1510	28	18	Adjacent Space Transfer Air	None	No	None	Central Dirty Extract	0	6	Negative	None	43	60	100	n/a	None	A	90	Presence detection	Floor 0m	See Guidance Notes	n/a
		Waiting	1	18.0	Waiting Room	J0132-02	28	18	Radiant Panels	Remote Sensor Adj.	Yes	Comfort Cooled Fresh Air	Central Supply and Extract	5	5	Balanced	G4	43	n/a	300	n/a	None	A	80	Switch	Floor 0m	See Guidance Notes	n/a
		Staff Lockers	1	4.5	Changing Facilities	V0726	28	18	Radiant Panels	Remote Sensor Adj.	Yes	Comfort Cooled Fresh Air	Central Supply and Extract	6	10	positive to wc	G4	43	41	100	n/a	None	A	80	Presence detection	Floor 0m	See Guidance Notes	n/a
		Reception	1	8.0	Reception	J0132-01	28	18	Radiant Panels	Remote Sensor Adj.	Yes	Comfort Cooled Fresh Air	Central Supply Air	4	4	Balanced	G4	43	n/a	300	n/a	None	A	80	Switch	Desk 0.75 to 0.85m	See Guidance Notes	n/a
		ADL Kitchen	1	22.0	Pantry	Q0120	28	18	Radiant Panels	Remote Sensor Adj.	Yes	Comfort Cooled Fresh Air	Central Supply and Extract	6	8	Negative	G4	43	41	300	n/a	None	A	80	Switch	Floor 0m	See Guidance Notes	n/a
		ADL Bathroom, Shower, WC with hoists	1	13.0	Toilet	V1736-01	28	18	Adjacent Space Transfer Air	None	No	None	Central Dirty Extract	0	10	Negative	None	43	41	200	n/a	None	A	80	Presence detection	Floor 0m	See Guidance Notes	n/a
		Physio Treatment Room	1	15.0	Physiotherapy Studio	X0105-02	28	18	Radiant Panels	Remote Sensor Adj.	Yes	Comfort Cooled Fresh Air	Central Supply and Extract	5	6	Negative	G4	43	41	300	n/a	None	A	80	Switch / Dimmer	Floor 0m	See Guidance Notes	n/a
		Multi-Purpose Rehabilitation Room	1	80.0	Physiotherapy Studio	X0318	28	18	Radiant Panels	Remote Sensor Adj.	Yes	Comfort Cooled Fresh Air	Central Supply and Extract	5	6	Negative	G4	43	41	300	n/a	None	A	80	Switch / Dimmer	Floor 0m	See Guidance Notes	n/a
		Consult/Examination	1	15.5	Consulting Room	C0224	28	18	Radiant Panels	Remote Sensor Adj.	Yes	Comfort Cooled Fresh Air	Central Supply and Extract	3	3	Balanced	G4	43	41	300	n/a	1000	A	80	Switch	Bed / Trolley		

RHSC / DCN Environmental Matrix

Dept	Programmer	Room Name	Qty	Room Function	ADB Code	Temp (max)	Temp (min)	Heating Type	Heating Control	Cooling (present)	Cooling (type)	Ventilation (type)	Supply (ach/hr)	Extract (ach/hr)	Relative pressure	Min filtration	Surface temp	Water temp	Safety Notes	Normal lux	Night lux	Local lux	Standby grade	Colour render	Control	Plane	Medical Location	
M3	Investigations Unit	Treatment Area	1	45.0	Treatment Room	X0111	28	18	Radiant Panels	Remote Sensor Adj.	Yes	Comfort Cooled Fresh Air	Central Supply Air	10	0	Positive	F7	43	41	500	n/a	1000	A	80	Switch	Bed / Trolley 1.45m	See Guidance Notes	n/a
		Treatment Room	1	16.0	Treatment Room	X0105	28	18	Radiant Panels	Remote Sensor Adj.	Yes	Comfort Cooled Fresh Air	Central Supply Air	10	0	Positive	F7	43	41	500	n/a	1000	A	80	Switch	Bed / Trolley 1.45m	See Guidance Notes	n/a
M4	DCN Neurophysiology	Waiting Area (DCN)	1	15.0	Waiting Room	J0132-02	28	18	Radiant Panels	Remote Sensor Adj.	Yes	Comfort Cooled Fresh Air	Central Supply and Extract	5	5	Balanced	G4	43	n/a	300	n/a	None	A	80	Switch	Floor 0m	See Guidance Notes	n/a
		WC - wheelchair accessible (DCN)	1	4.5	Toilet	V0922	28	18	Adjacent Space Transfer Air	None	No	None	Central Dirty Extract	0	10	Negative	None	43	41	200	n/a	None	A	80	Presence detection	Floor 0m	See Guidance Notes	n/a
		EEG Recording Room	3	16.0	Diagnostic room	X0125	25	18	Warm Air - Reheat Battery	BMS Adjustable Sensor	Yes	Comfort Cooled	Central Supply and Extract	to suit location	to suit location	Balanced	F7	43	41	300	n/a	1000	A	80	Switch / Dimmer	General working plane 1m	See Guidance Notes	1
		EMG/Nerve Conduction Room	3	16.0	Diagnostic room	X0136	25	18	Warm Air - Reheat Battery	BMS Adjustable Sensor	Yes	Comfort Cooled	Central Supply and Extract	to suit location	to suit location	Balanced	F7	43	41	300	n/a	1000	A	80	Switch / Dimmer	General working plane 1m	See Guidance Notes	1
		VTEM/Ambulatory Review Room	1	20.0	Diagnostic room	M0251	25	18	Warm Air - Reheat Battery	BMS Adjustable Sensor	Yes	Comfort Cooled	Central Supply and Extract	to suit location	to suit location	Balanced	F7	43	41	300	n/a	1000	A	80	Switch / Dimmer	General working plane 1m	See Guidance Notes	1
		Reporting Room	1	20.0	Cellular / Ward Offices	M0251	25	18	Radiant Panels	Remote Sensor Adj.	Yes	Comfort Cooled Fresh Air	Central Supply and Extract	4	4	Balanced	G4	43	n/a	300	n/a	None	A	80	Switch	Desk 0.75 to 0.85m	See Guidance Notes	n/a
		HOD Office	1	10.0	Cellular / Ward Offices	M0251	25	18	Radiant Panels	Remote Sensor Adj.	Yes	Comfort Cooled Fresh Air	Central Supply and Extract	4	4	Balanced	G4	43	n/a	300	n/a	None	A	80	Switch	Desk 0.75 to 0.85m	See Guidance Notes	n/a
		Clinical Physiologist Room	1	24.6	Cellular / Ward Offices	M0251	25	18	Radiant Panels	Remote Sensor Adj.	Yes	Comfort Cooled Fresh Air	Central Supply and Extract	4	4	Balanced	G4	43	n/a	300	n/a	None	A	80	Switch	Desk 0.75 to 0.85m	See Guidance Notes	n/a
		Secretarial Office	1	9.0	Cellular / Ward Offices	M0251	25	18	Radiant Panels	Remote Sensor Adj.	Yes	Comfort Cooled Fresh Air	Central Supply and Extract	4	4	Balanced	G4	43	n/a	300	n/a	None	A	80	Switch	Desk 0.75 to 0.85m	See Guidance Notes	n/a
		Quiet Room	1	10.0	Common room/staff room/lounge	H1107-01	28	18	Radiant Panels	Remote Sensor Adj.	Yes	Comfort Cooled Fresh Air	Central Supply and Extract	6	8	Negative	G4	43	41	300	n/a	None	A	80	Switch	Floor 0m	See Guidance Notes	n/a
N1	DCN Entrance	Store / Records	1	32.5	Storage Area Equipment	W1585-??	28	16	Radiant Panels	Remote Sensor Adj.	No	None	Central General Extract	0	3	Negative	None	43	n/a	200	n/a	None	A	80	Presence detection	Floor 0m	See Guidance Notes	n/a
		WC - Staff	1	3.0	Toilet	V1010	28	18	Adjacent Space Transfer Air	None	No	None	Central Dirty Extract	0	10	Negative	None	43	41	200	n/a	None	A	80	Presence detection	Floor 0m	See Guidance Notes	n/a
		Reception / Information Desk	1	6.0	Reception	J0132-01	28	18	Radiant Panels	Remote Sensor Adj.	Yes	Comfort Cooled Fresh Air	Central Supply Air	4	4	Balanced	G4	43	n/a	300	n/a	None	A	80	Switch	Desk 0.75 to 0.85m	See Guidance Notes	n/a
		Draught Lobby	1	9.0	Circulation Areas - Entrance Lobby	G0800-01	28	Not Controlled	Warm Air Door Curtain	BMS Adjustable Sensor	No	None	None	to suit location	to suit location	Balanced	None	n/a	n/a	200	n/a	None	A	80	Presence detection	Floor 0m	See Guidance Notes	n/a
		Waiting Area	1	8.0	Waiting Room	J1155	28	18	Radiant Panels	Remote Sensor Adj.	Yes	Comfort Cooled Fresh Air	Central Supply and Extract	5	5	Balanced	G4	43	n/a	300	n/a	None	A	80	Switch	Floor 0m	See Guidance Notes	n/a
		Vending Machine	1	3.0	Circulation Areas	P0808	28	18	underfloor heating / none to suit location	BMS Adjustable Sensor	No	None	to suit location	to suit location	Balanced	G4	43	41	200	n/a	None	A	80	presence detection	Floor 0m	See Guidance Notes	n/a	
		WC - Visitors	1	3.0	Toilet	V1010	28	18	Adjacent Space Transfer Air	None	No	None	Central Dirty Extract	0	10	Negative	None	43	41	200	n/a	None	A	80	Presence detection	Floor 0m	See Guidance Notes	n/a
		Wheelchair Bay	1	6.0	Circulation Equipment Storage Bays	G0180-02	28	16	Adjacent Space Transfer Air	None	No	None	Central General Extract	0	3	Negative	None	43	n/a	200	n/a	None	A	80	Presence detection	Floor 0m	See Guidance Notes	n/a
		WC - Wheelchair accessible	1	4.5	Toilet	V0922	28	18	Adjacent Space Transfer Air	None	No	None	Central Dirty Extract	0	10	Negative	None	43	41	200	n/a	None	A	80	Presence detection	Floor 0m	See Guidance Notes	n/a
		N2	DCN Wards / Health Records Support - (N2)	Staff Room	1	34.0	Common room/staff room/lounge	D0608-03	28	18	Radiant Panels	Remote Sensor Adj.	Yes	Comfort Cooled Fresh Air	Central Supply and Extract	6	8	Negative	G4	43	41	300	n/a	None	A	80	Switch	Floor 0m
Disposal Hold (small)	1			4.0	Disposal Hold	Y0646	28	18	Adjacent Space Transfer Air	None	No	None	Central Dirty Extract	0	10	Negative	None	43	n/a	100	n/a	None	A	80	Presence detection	Floor 0m	See Guidance Notes	n/a
Staff Reception / Office / Control Base	1			20.0	Reception	J0132-01	28	18	Radiant Panels	Remote Sensor Adj.	Yes	Comfort Cooled Fresh Air	Central Supply Air	4	4	Balanced	G4	43	n/a	300	n/a	None	A	80	Switch	Desk 0.75 to 0.85m	See Guidance Notes	n/a
Reception	1			8.0	Reception	J0132-01	28	18	Radiant Panels	Remote Sensor Adj.	Yes	Comfort Cooled Fresh Air	Central Supply Air	4	4	Balanced	G4	43	n/a	300	n/a	None	A	80	Switch	Desk 0.75 to 0.85m	See Guidance Notes	n/a
Multi-Disciplinary Office	1			18.0	Multi Disciplinary Work Areas	M0254	25	18	Radiant Panels	Remote Sensor Adj.	Yes	Comfort Cooled Fresh Air	Central Supply and Extract	4	4	Balanced	G4	43	n/a	300	n/a	None	A	80	Switch	Desk 0.75 to 0.85m	See Guidance Notes	n/a
Main Waiting/Play Area	1			50.0	Waiting Room	J0132-02	28	18	Radiant Panels	Remote Sensor Adj.	Yes	Comfort Cooled Fresh Air	Central Supply and Extract	5	5	Balanced	G4	43	n/a	300	n/a	None	A	80	Switch	Floor 0m	See Guidance Notes	n/a
WC - Wheelchair accessible	3			4.5	Toilet	V0922	28	18	Adjacent Space Transfer Air	None	No	None	Central Dirty Extract	0	10	Negative	None	43	41	200	n/a	None	A	80	Presence detection	Floor 0m	See Guidance Notes	n/a
Single Rooms ensuite	3			15.0	Bathroom	V1643	28	20	Adjacent Space Transfer Air	None	No	None	Central Dirty Extract	0	10	Negative	None	43	41	200	n/a	None	A	80	Presence detection	Floor 0m	See Guidance Notes	n/a
En Suite WC / WHB	3			4.5	Toilet	V1010	28	18	Adjacent Space Transfer Air	None	No	None	Central Dirty Extract	0	10	Negative	None	43	41	200	n/a	None	A	80	Presence detection	Floor 0m	See Guidance Notes	n/a
Changing Cubicles	3			4.0	Changing Facilities	V0726	28	18	Radiant Panels	Remote Sensor Adj.	Yes	Comfort Cooled Fresh Air	Central Supply and Extract	6	10	positive to wc	G4	43	41	100	n/a	None	A	80	Presence detection	Floor 0m	See Guidance Notes	n/a
		Locker Bay	1	13.0	Changing Facilities	V0726	28	18	Radiant Panels	Remote Sensor Adj.	Yes	Comfort Cooled Fresh Air	Central Supply and Extract	6	10	positive to wc	G4	43	41	100	n/a	None	A	80	Presence detection	Floor 0m	See Guidance Notes	n/a
		Interview Rooms	2	12.0	Meeting Room	M0724	25	18	Radiant Panels	Remote Sensor Adj.	Yes	Ceiling Cassette - Chilled Water	Central Supply and Extract	10 l/s per person	10 l/s per person	Balanced	G4	43	n/a	300	n/a	None	A	80	Switch	Desk 0.75 to 0.85m	See Guidance Notes	n/a
		Consult/Examination	2	15.5	Consulting Room	C0224	28	18	Radiant Panels	Remote Sensor Adj.	Yes	Comfort Cooled Fresh Air	Central Supply and Extract	3	3	Balanced	G4	43	41	300	n/a	1000	A	80	Switch	Bed / Trolley 1.45m	See Guidance Notes	1
		Physical Measurement Bay	1	3.5	Consulting Room	C0522-02	28	18	Radiant Panels	Remote Sensor Adj.	Yes	Comfort Cooled Fresh Air	Central Supply and Extract	3	3	Balanced	G4	43	41	300	n/a	1000	A	80	Switch	Bed / Trolley 1.45m	See Guidance Notes	1
		Reception, administration office & communication base: 4 staff	1	24.0	Reception	J0132-01	28	18	Radiant Panels	Remote Sensor Adj.	Yes	Comfort Cooled Fresh Air	Central Supply Air	4	4	Balanced	G4	43	n/a	300	n/a	None	A	80	Switch	Desk 0.75 to 0.85m	See Guidance Notes	n/a
		Duty Room: 2 porters	1	5.0	Cellular / Ward Offices	M0251	25	18	Radiant Panels	Remote Sensor Adj.	Yes	Comfort Cooled Fresh Air	Central Supply and Extract	4	4	Balanced	G4	43	n/a	300	n/a	None	A	80	Switch	Desk 0.75 to 0.85m	See Guidance Notes	n/a
		Admissions Lounge	1	36.0	Common room/staff room/lounge	D2155	28	18	Radiant Panels	Remote Sensor Adj.	Yes	Comfort Cooled Fresh Air	Central Supply and Extract	6	8	Negative	G4	43	41	300	n/a	None	A	80	Switch	Floor 0m	See Guidance Notes	n/a
		WC & handwash: accessible, wheelchair assisted	1	4.5	Toilet	V0922	28	18	Adjacent Space Transfer Air	None	No	None	Central Dirty Extract	0	10	Negative	None	43	41	200	n/a	None	A	80	Presence detection	Floor 0m	See Guidance Notes	n/a
		Consulting, examination & changing room	3	15.5	Consulting Room	C0224	28	18	Radiant Panels	Remote Sensor Adj.	Yes	Comfort Cooled Fresh Air	Central Supply and Extract	3	3	Balanced	G4	43	41	300	n/a	1000	A	80	Switch	Bed / Trolley 1.45m	See Guidance Notes	1
		Interview, counselling & quiet room: 5 persons	1	9.0	Meeting Room	M0724	25	18	Radiant Panels	Remote Sensor Adj.	Yes	Ceiling Cassette - Chilled Water	Central Supply and Extract	10 l/s per person	10 l/s per person	Balanced	G4	43	n/a	300	n/a	None	A	80	Switch	Desk 0.75 to 0.85m	See Guidance Notes	n/a
		Changing Cubicle	1	4.0	Changing Facilities	V0726	28	18	Radiant Panels	Remote Sensor Adj.	Yes	Comfort Cooled Fresh Air	Central Supply and Extract	6	10	positive to wc	G4	43	41	100	n/a	None	A	80	Presence detection	Floor 0m	See Guidance Notes	n/a
		WC & handwash: accessible, wheelchair assisted	1	4.5	Toilet	V0922	28	18	Adjacent Space Transfer Air	None	No	None	Central Dirty Extract	0	10	Negative	None	43	41	200	n/a	None	A	80	Presence detection	Floor 0m	See Guidance Notes	n/a
		Immediate Pre Theatre Wait	1	50.0	Waiting Room	J0132-02	28	18	Radiant Panels	Remote Sensor Adj.	Yes	Comfort Cooled Fresh Air	Central Supply and Extract	5	5	Balanced	G4	43	n/a	300	n/a	None	A	80	Switch	Floor 0m	See Guidance Notes	n/a
		WC - Wheelchair accessible	3	4.5	Toilet	V0922	28	18	Adjacent Space Transfer Air	None	No	None	Central Dirty Extract	0	10	Negative	None	43	41	200	n/a	None	A	80	Presence detection	Floor 0m	See Guidance Notes	n/a
		Anaesthetic Room	8	19.0	Operating Theatre Suite	N0305	25	18	warm air via AHU Battery	Local / BMS Adjustable Sensor	Yes	Comfort Cooled Fresh Air	Central Supply and Extract	In line with SHTM 03-01	In line with SHTM 03-01		F7	43	41	500	n/a	10,000 - 100,000	A	80	Switch	Bed / Trolley 1.45m	See Guidance Notes	n/a
		Anaesthetic room: emergency operations	1	29.0	Operating Theatre Suite	N0305	25	18	warm air via AHU Battery	Local / BMS Adjustable Sensor	Yes	Comfort Cooled Fresh Air	Central Supply and Extract	In line with SHTM 03-01	In line with SHTM 03-01		F7	43	41	500	n/a	10,000 - 100,000	A	80	Switch	Bed / Trolley 1.45m	See Guidance Notes	n/a
		Operating Theatre	9	55.0	Operating Theatre Suite	N0106-01	25	18	warm air via AHU Battery	Local / BMS Adjustable Sensor	Yes	Comfort Cooled Fresh Air	Central Supply and Extract	In line with SHTM 03-01	In line with SHTM 03-01		F7	43	41	500	n/a	10,000 - 100,000	A	80	Switch	Bed / Trolley 1.45m	See Guidance Notes	n/a
		Minor Procedures Room	1	19.0	Operating Theatre Suite	N0106-01	25	18	warm air via AHU Battery	Local / BMS Adjustable Sensor	Yes	Comfort Cooled Fresh Air	Central Supply and Extract	In line with SHTM 03-01	In line with SHTM 03-01		F7	43	41	500	n/a	10,000 - 100,000	A	80	Switch	Bed / Trolley 1.45m	See Guidance Notes	n/a
		Scrub-up (single)	9	11.0	Operating Theatre Suite	N0224	25	18	warm air via AHU Battery	Local / BMS Adjustable Sensor	Yes	Comfort Cooled Fresh Air	Central Supply and Extract	In line with SHTM 03-01	In line with SHTM 03-01		F7	43	41	500	n/a	10,000 - 100,000	A	80	Switch	Bed / Trolley 1.45m	See Guidance Notes	n/a
		Preparation Room																										

RHSC / DCN Environmental Matrix

Dept	Room Name	Qty	Room Function	ADB Code	Temp (max)	Temp (min)	Heating Type	Heating Control	Cooling (present)	Cooling (type)	Ventilation (type)	Supply (ach/hr)	Extract (ach/hr)	Relative pressure	Min filtration	Surface temp	Water temp	Safety Notes	Normal lux	Night lux	Local lux	Standby grade	Colour render	Control	Plane	Medical Location		
P1 Operating Theatres & RHSC Surgical Day Case Unit	MRI Room	1	45.0	Diagnostic room	E0801-02	25	18	Warm Air - Reheat Battery	BMS Adjustable Sensor	Yes	Comfort Cooled	Central Supply and Extract	to suit location	to suit location	Balanced	F7	43	41		300	n/a	1000	A	80	Switch / Dimmer	General working plane 1m	See Guidance Notes	1
	Control Room - MRI	1	16.0	Cellular / Ward Offices	E0604-03	25	18	Radiant Panels	Remote Sensor Adj.	Yes	Comfort Cooled Fresh Air	Central Supply and Extract	4	4	Balanced	G4	43	n/a		300	n/a	None	A	80	Switch	Desk 0.75 to 0.85m	See Guidance Notes	n/a
	Equipment Room - MRI	1	16.0	Storage Area Equipment	E0311	28	16	Radiant Panels	Remote Sensor Adj.	No	None	Central General Extract	0	3	Negative	None	43	n/a		200	n/a	None	A	80	Presence detection	Floor 0m	See Guidance Notes	n/a
	Trolley Bay	2	4.0	Circulation Equipment Storage Bays	J1264	28	16	Adjacent Space Transfer Air	None	No	None	Central General Extract	0	3	Negative	None	43	n/a		200	n/a	None	A	80	Presence detection	Floor 0m	See Guidance Notes	n/a
	Sub-Wall Area	1	4.5	Waiting Room	J0132-02	28	18	Radiant Panels	Remote Sensor Adj.	Yes	Comfort Cooled Fresh Air	Central Supply and Extract	5	5	Balanced	G4	43	n/a		300	n/a	None	A	80	Switch	Floor 0m	See Guidance Notes	n/a
	WC Accessible	1	4.5	Toilet	V0922	28	18	Adjacent Space Transfer Air	None	No	None	Central Dirty Extract	0	10	Negative	None	43	41		200	n/a	None	A	80	Presence detection	Floor 0m	See Guidance Notes	n/a
	Preparation Room	1	14.0	Operating Theatre Suite	T0526	25	18	warm air via AHU Battery	Local / BMS Adjustable Sensor	Yes	Comfort Cooled Fresh Air	Central Supply and Extract	In line with SHTM 03-01	In line with SHTM 03-01		F7	43	41		500	n/a	10,000 - 100,000	A	80	Switch	Bed / Trolley 1.45m	See Guidance Notes	n/a
	Anaesthetic Room	1	19.0	Operating Theatre Suite	N0305	25	18	warm air via AHU Battery	Local / BMS Adjustable Sensor	Yes	Comfort Cooled Fresh Air	Central Supply and Extract	In line with SHTM 03-01	In line with SHTM 03-01		F7	43	41		500	n/a	10,000 - 100,000	A	80	Switch	Bed / Trolley 1.45m	See Guidance Notes	n/a
	Angiography Procedures Room	1	55.0	Operating Theatre Suite	E0311	25	18	warm air via AHU Battery	Local / BMS Adjustable Sensor	Yes	Comfort Cooled Fresh Air	Central Supply and Extract	In line with SHTM 03-01	In line with SHTM 03-01		F7	43	41		500	n/a	10,000 - 100,000	A	80	Switch	Bed / Trolley 1.45m	See Guidance Notes	n/a
	Angiography Procedures Control Room	1	16.0	Operating Theatre Suite	X0216	25	18	warm air via AHU Battery	Local / BMS Adjustable Sensor	Yes	Comfort Cooled Fresh Air	Central Supply and Extract	In line with SHTM 03-01	In line with SHTM 03-01		F7	43	41		500	n/a	10,000 - 100,000	A	80	Switch	Bed / Trolley 1.45m	See Guidance Notes	n/a
	Angiography Procedures Machine Room	1	16.0	Operating Theatre Suite	E0311	25	18	warm air via AHU Battery	Local / BMS Adjustable Sensor	Yes	Comfort Cooled Fresh Air	Central Supply and Extract	In line with SHTM 03-01	In line with SHTM 03-01		F7	43	41		500	n/a	10,000 - 100,000	A	80	Switch	Bed / Trolley 1.45m	See Guidance Notes	n/a
	Preparation Room	1	12.0	Operating Theatre Suite	T0526	25	18	warm air via AHU Battery	Local / BMS Adjustable Sensor	Yes	Comfort Cooled Fresh Air	Central Supply and Extract	In line with SHTM 03-01	In line with SHTM 03-01		F7	43	41		500	n/a	10,000 - 100,000	A	80	Switch	Bed / Trolley 1.45m	See Guidance Notes	n/a
	Sterile Supplies Store	1	12.0	Clean Utility	T0101	28	18	Radiant Panels	Remote Sensor Adj.	Yes	Comfort Cooled Fresh Air	Central Supply Air	6	0	Positive	G4	43	41		150	n/a	None	A	80	Presence detection	General working plane 1m	See Guidance Notes	n/a
	X-Ray/Ultrasound Bay	1	4.0	Circulation Equipment Storage Bays	G0180-06	28	16	Adjacent Space Transfer Air	None	No	None	Central General Extract	0	3	Negative	None	43	n/a		200	n/a	None	A	80	Presence detection	Floor 0m	See Guidance Notes	n/a
	Image Intensifier Bay	3	4.0	Circulation Equipment Storage Bays	G0180-06	28	16	Adjacent Space Transfer Air	None	No	None	Central General Extract	0	3	Negative	None	43	n/a		200	n/a	None	A	80	Presence detection	Floor 0m	See Guidance Notes	n/a
	Satellite Pharmacy Store	1	6.0	Clean Utility	T0526-01	28	18	Radiant Panels	Remote Sensor Adj.	Yes	Comfort Cooled Fresh Air	Central Supply Air	6	0	Positive	G4	43	41		150	n/a	None	A	80	Presence detection	General working plane 1m	See Guidance Notes	n/a
	Sterile Supplies Store	1	94.0	Clean Utility	T0526-?	28	18	Radiant Panels	Remote Sensor Adj.	Yes	Comfort Cooled Fresh Air	Central Supply Air	6	0	Positive	G4	43	41		150	n/a	None	A	80	Presence detection	General working plane 1m	See Guidance Notes	n/a
	Clinical Equipment Store	1	60.0	Storage Area Equipment	W1585	28	16	Radiant Panels	Remote Sensor Adj.	No	None	Central General Extract	0	3	Negative	None	43	n/a		200	n/a	None	A	80	Presence detection	Floor 0m	See Guidance Notes	n/a
	Clinical Equipment Store	1	30.0	Storage Area Equipment	W1585	28	16	Radiant Panels	Remote Sensor Adj.	No	None	Central General Extract	0	3	Negative	None	43	n/a		200	n/a	None	A	80	Presence detection	Floor 0m	See Guidance Notes	n/a
	Linen Bay	2	1.5	Linen Bay	W1594-01	28	16	Adjacent Space Transfer Air	None	No	None	Central Extract	0	3	Negative	None	43	n/a		200	n/a	None	A	80	Presence detection	Floor 0m	See Guidance Notes	n/a
	Linen Bay	1	1.5	Linen Bay	W1594-01	28	16	Adjacent Space Transfer Air	None	No	None	Central Extract	0	3	Negative	None	43	n/a		200	n/a	None	A	80	Presence detection	Floor 0m	See Guidance Notes	n/a
	Dirty Scopes Store	1	6.0	Dirty utility	Y0431	28	18	Adjacent Space Transfer Air	None	No	None	Central Dirty Extract	0	6	Negative	None	43	41		200	n/a	None	A	80	Presence detection	Floor 0m	See Guidance Notes	n/a
	Decontaminated Scopes Store	1	8.0	Dirty utility	Y0431	28	18	Adjacent Space Transfer Air	None	No	None	Central Dirty Extract	0	6	Negative	None	43	41		200	n/a	None	A	80	Presence detection	Floor 0m	See Guidance Notes	n/a
	Medical Gas Cylinder Store	1	4.0	Storage Area Med Gas	W1585-??	28	16	Frost protection Room Thermostat	None	No	None	Natural ventilation	0	0	n/a	None	n/a	n/a		200	n/a	None	A	80	Presence detection	Floor 0m	See Guidance Notes	n/a
	DSR	2	7.0	DSR	Y1510	28	18	Adjacent Space Transfer Air	None	No	None	Central Dirty Extract	0	6	Negative	None	43	60		100	n/a	None	A	90	Presence detection	Floor 0m	See Guidance Notes	n/a
	Disposal Hold	1	15.0	Disposal Hold	Y0646	28	18	Adjacent Space Transfer Air	None	No	None	Central Dirty Extract	0	10	Negative	None	43	n/a		100	n/a	None	A	90	Presence detection	Floor 0m	See Guidance Notes	n/a
	Disposal Hold	1	10.0	Disposal Hold	Y0646	28	18	Adjacent Space Transfer Air	None	No	None	Central Dirty Extract	0	10	Negative	None	43	n/a		100	n/a	None	A	90	Presence detection	Floor 0m	See Guidance Notes	n/a
	Store - Plaster	1	6.0	Storage Area Equipment	W1585-??	28	16	Radiant Panels	TRV Remote Head Adj.	No	None	Central General Extract	0	3	Negative	None	43	n/a		200	n/a	None	A	80	Presence detection	Floor 0m	See Guidance Notes	n/a
	Resuscitation Trolley Bay	1	1.0	Resus Trolley bay	G0180-01	28	18	Adjacent Space Transfer Air	None	No	None	None	0	0	n/a	None	43	n/a		500	n/a	None	A	90	Switch	Bed / Trolley 1.45m	See Guidance Notes	n/a
	Parking bay: fibre optic bronchoscope light source trolley DCN	1	1.0	Circulation Equipment Storage Bays	G0180-06	28	16	Adjacent Space Transfer Air	None	No	None	Central General Extract	0	3	Negative	None	43	n/a		200	n/a	None	A	80	Presence detection	Floor 0m	See Guidance Notes	n/a
	Trolley Holding Bay Clean	1	12.0	Circulation Equipment Storage Bays	J1624	28	16	Adjacent Space Transfer Air	None	No	None	Central General Extract	0	3	Negative	None	43	n/a		200	n/a	None	A	80	Presence detection	Floor 0m	See Guidance Notes	n/a
	IPS Room	1	1.5	IPS Room	Engineering	Manufacturer Dependand	Manufacturer Dependand	None	None	No	None	Central General Extract	0	3	Negative	None	43	n/a	0	n/a	n/a	None	A	80	Presence detection	Floor 0m	See Guidance Notes	n/a
	IPS Room	1	1.8	IPS Room	Engineering	Manufacturer Dependand	Manufacturer Dependand	None	None	No	None	Central Supply and Extract	0	3	Negative	None	43	n/a	0	n/a	n/a	None	A	80	Presence detection	Floor 0m	See Guidance Notes	n/a
	Trolley Holding Bay Dirty	2	6.0	Circulation Equipment Storage Bays	J1624	28	16	Adjacent Space Transfer Air	None	No	None	Central General Extract	0	3	Negative	None	43	n/a		200	n/a	None	A	80	Presence detection	Floor 0m	See Guidance Notes	n/a
	Laser Printer / CR Room DCN	1	15.0	Cellular / Ward Offices	M0251	25	18	Radiant Panels	Remote Sensor Adj.	Yes	Comfort Cooled Fresh Air	Central Supply and Extract	4	4	Balanced	G4	43	n/a		300	n/a	None	A	80	Switch	Desk 0.75 to 0.85m	See Guidance Notes	n/a
	Post Anaesthetic Recovery	1	145.8	Recovery Bay / Recovery Room	B2417	28	20	Radiant Panels	Remote Sensor Adj.	Yes	Comfort Cooled Fresh Air	Central Supply and Extract	15	15	Balanced	G4	43	41		500	n/a	1000	A	80	Switch / Dimmer	Bed / Trolley 1.45m	See Guidance Notes	n/a
	Recovery Staff Base	1	12.0	Cellular / Ward Offices	M0254	25	18	Radiant Panels	Remote Sensor Adj.	Yes	Comfort Cooled Fresh Air	Central Supply and Extract	4	4	Balanced	G4	43	n/a		300	n/a	None	A	80	Switch	Desk 0.75 to 0.85m	See Guidance Notes	n/a
	Recovery Clean Utility	1	12.0	Clean Utility	T0101	28	18	Radiant Panels	Remote Sensor Adj.	Yes	Comfort Cooled Fresh Air	Central Supply Air	6	0	Positive	G4	43	41		150	n/a	None	A	80	Presence detection	General working plane 1m	See Guidance Notes	n/a
	Recovery Dirty Utility	1	14.0	Dirty utility	Y0431	28	18	Adjacent Space Transfer Air	None	No	None	Central Dirty Extract	0	6	Negative	None	43	41		200	n/a	None	A	80	Presence detection	Floor 0m	See Guidance Notes	n/a
	SDCU Dispensary	1	8.0	Clean Utility	T0526-?	28	18	Radiant Panels	Remote Sensor Adj.	Yes	Comfort Cooled Fresh Air	Central Supply Air	6	0	Positive	G4	43	41		150	n/a	None	A	80	Presence detection	General working plane 1m	See Guidance Notes	n/a
	SDCU Recovery	1	110.0	Recovery Bay / Recovery Room	B2517	28	20	Radiant Panels	Remote Sensor Adj.	Yes	Comfort Cooled Fresh Air	Central Supply and Extract	15	15	Balanced	G4	43	41		500	n/a	1000	A	80	Switch / Dimmer	Bed / Trolley 1.45m	See Guidance Notes	n/a
	SDCU Discharge Lounge	1	40.0	Common room/staff room/lounge	D1135	28	18	Radiant Panels	Remote Sensor Adj.	Yes	Comfort Cooled Fresh Air	Central Supply and Extract	6	8	Negative	G4	43	41		300	n/a	None	A	80	Switch	Floor 0m	See Guidance Notes	n/a
	Pantry (DCU)	1	8.0	Pantry	P0627	28	18	Radiant Panels	Remote Sensor Adj.	Yes	Comfort Cooled Fresh Air	Central Supply and Extract	6	8	Negative	G4	43	41		300	n/a	None	A	80	Switch	Floor 0m	See Guidance Notes	n/a
	SDCU Post Op Staff Base/Utility	1	10.0	staff base	T0151-??	28	18	Radiant Panels	Remote Sensor Adj.	No	None	Central Supply and Extract	10 l/s/per person	10 l/s/per person	Balanced	G4	n/a	n/a		200/300	n/a	None	A	80	Switch / Dimmer	Desk 0.75 to 0.85m	See Guidance Notes	n/a
	Wheelchair Parking Bay	1	1.5	Circulation Equipment Storage Bays	G0180-02	28	16	Adjacent Space Transfer Air	None	No	None	Central General Extract	0	3	Negative	None	43	n/a		200	n/a	None	A	80	Presence detection	Floor 0m	See Guidance Notes	n/a
	Interview Room - DCU	2	9.0	Meeting Room	M0724	25	18	Radiant Panels	Remote Sensor Adj.	Yes	Ceiling Cassette - Chilled Water	Central Supply and Extract	10 l/s per person	10 l/s per person	Balanced	G4	43	n/a		300	n/a	None	A	80	Switch	Desk 0.75 to 0.85m	See Guidance Notes	n/a
	Charge Nurse Office	1	9.0	Cellular / Ward Offices	M0251	25	18	Radiant Panels	Remote Sensor Adj.	Yes	Comfort Cooled Fresh Air	Central Supply and Extract	4	4	Balanced	G4	43	n/a		300	n/a	None	A	80	Switch	Desk 0.75 to 0.85m	See Guidance Notes	n/a
WC - Patients	1	3.0	Toilet	V1010	28	18	Adjacent Space Transfer Air	None	No	None	Central Dirty Extract	0	10	Negative	None	43	41		200	n/a	None	A	80	Presence detection	Floor 0m	See Guidance Notes	n/a	
WC - Wheelchair accessible	1	4.5	Toilet	V0922	28	18	Adjacent Space Transfer Air	None	No	None	Central Dirty Extract	0	10	Negative	None	43	41		200	n/a	None	A	80	Presence detection	Floor 0m	See Guidance Notes	n/a	
Recovery bay: post anaesthetic, 1 place	6	13.5	Recovery Bay / Recovery Room	B2417-01	28	20	Radiant Panels	Remote Sensor Adj.	Yes	Comfort Cooled Fresh Air	Central Supply and Extract	15	15	Balanced	G4	43	41		500	n/a	1000	A	80	Switch / Dimmer	Bed / Trolley 1.45m	See Guidance Notes	n/a	

RHSC / DCN Environmental Matrix

Dept	Dept	Room Name	Qty	Room Function	ADB Code	Temp (max)	Temp (min)	Heating Type	Heating Control	Cooling (present)	Cooling (type)	Ventilation (type)	Supply (ach/hr)	Extract (ach/hr)	Relative pressure	Min filtration	Surface temp	Water temp	Safety Notes	Normal lux	Night lux	Local lux	Standby grade	Colour render	Control	Plane	Medical Location	
		Dictation/ 1:1/Phone Booth	4	4.2 Cellular / Ward Offices	M0251-01	25	18	Radiant Panels	Remote Sensor Adj.	Yes	Comfort Cooled Fresh Air	Central Supply and Extract	4	4	Balanced	G4	43	n/a		300	n/a	None	A	80	Switch	Desk 0.75 to 0.85m	See Guidance Notes	n/a
		Office Senior Nurse Theatres	1	9.0 Cellular / Ward Offices	M0251	25	18	Radiant Panels	Remote Sensor Adj.	Yes	Comfort Cooled Fresh Air	Central Supply and Extract	4	4	Balanced	G4	43	n/a		300	n/a	None	A	80	Switch	Desk 0.75 to 0.85m	See Guidance Notes	n/a
		Office Staff	1	16.0 Cellular / Ward Offices	M0251	25	18	Radiant Panels	Remote Sensor Adj.	Yes	Comfort Cooled Fresh Air	Central Supply and Extract	4	4	Balanced	G4	43	n/a		300	n/a	None	A	80	Switch	Desk 0.75 to 0.85m	See Guidance Notes	n/a
		Charge Nurse Office	1	9.0 Cellular / Ward Offices	M0251	25	18	Radiant Panels	Remote Sensor Adj.	Yes	Comfort Cooled Fresh Air	Central Supply and Extract	4	4	Balanced	G4	43	n/a		300	n/a	None	A	80	Switch	Desk 0.75 to 0.85m	See Guidance Notes	n/a
		WC-Staff	2	3.0 Toilet	V1010	28	18	Adjacent Space Transfer Air	None	No	None	Central Dirty Extract	0	10	Negative	None	43	41		200	n/a	None	A	80	Presence detection	Floor 0m	See Guidance Notes	n/a
		Male Staff Changing and Lockers	1	60.0 Changing Facilities	V0726	28	18	Radiant Panels	Remote Sensor Adj.	Yes	Comfort Cooled Fresh Air	Central Supply and Extract	6	10	positive to wc	G4	43	41		100	n/a	None	A	80	Presence detection	Floor 0m	See Guidance Notes	n/a
		Female Staff Changing and Lockers	1	70.0 Changing Facilities	V0726	28	18	Radiant Panels	Remote Sensor Adj.	Yes	Comfort Cooled Fresh Air	Central Supply and Extract	6	10	positive to wc	G4	43	41		100	n/a	None	A	80	Presence detection	Floor 0m	See Guidance Notes	n/a
		Footwear Machine Washing Area	1	4.0 Dirty utility	Y0431	28	18	Adjacent Space Transfer Air	None	No	None	Central Dirty Extract	0	6	Negative	None	43	41		200	n/a	None	A	80	Presence detection	Floor 0m	See Guidance Notes	n/a
		General X-Ray Room	2	33.0 Diagnostic room	E0128	25	18	Warm Air - Reheat Battery	BMS Adjustable Sensor	Yes	Comfort Cooled	Central Supply and Extract	to suit location	to suit location	Balanced	F7	43	41		300	n/a	1000	A	80	Switch / Dimmer	General working plane 1m	See Guidance Notes	1
		Changing Cubicles	5	4.0 Changing Facilities	V0726	28	18	Radiant Panels	Remote Sensor Adj.	Yes	Comfort Cooled Fresh Air	Central Supply and Extract	6	10	positive to wc	G4	43	41		100	n/a	None	A	80	Presence detection	Floor 0m	See Guidance Notes	n/a
		Screening Room (fluoroscopy)	1	39.0 Diagnostic room	E0218-01	25	18	Warm Air - Reheat Battery	BMS Adjustable Sensor	Yes	Comfort Cooled	Central Supply and Extract	to suit location	to suit location	Balanced	F7	43	41		300	n/a	1000	A	80	Switch / Dimmer	General working plane 1m	See Guidance Notes	1
		Preparation Room	1	10.0 Consulting Room	T0526-?	28	18	Radiant Panels	Remote Sensor Adj.	Yes	Comfort Cooled Fresh Air	Central Supply and Extract	3	3	Balanced	G4	43	41		300	n/a	1000	A	80	Switch	Bed / Trolley 1.45m	See Guidance Notes	1
		Ultrasound Room	2	16.0 Diagnostic room	E0115	25	18	Warm Air - Reheat Battery	BMS Adjustable Sensor	Yes	Comfort Cooled	Central Supply and Extract	to suit location	to suit location	Balanced	F7	43	41		300	n/a	1000	A	80	Switch / Dimmer	General working plane 1m	See Guidance Notes	1
		Dental Room	1	20.0 Consulting Room	E0135	28	18	Radiant Panels	Remote Sensor Adj.	Yes	Comfort Cooled Fresh Air	Central Supply and Extract	3	3	Balanced	G4	43	41		300	n/a	1000	A	80	Switch	Bed / Trolley 1.45m	See Guidance Notes	1
		Main Reporting	1	25.0 Cellular / Ward Offices	M0251	25	18	Radiant Panels	Remote Sensor Adj.	Yes	Comfort Cooled Fresh Air	Central Supply and Extract	4	4	Balanced	G4	43	n/a		300	n/a	None	A	80	Switch	Desk 0.75 to 0.85m	See Guidance Notes	n/a
		Acute Reporting	1	10.0 Cellular / Ward Offices	M0251	25	18	Radiant Panels	Remote Sensor Adj.	Yes	Comfort Cooled Fresh Air	Central Supply and Extract	4	4	Balanced	G4	43	n/a		300	n/a	None	A	80	Switch	Desk 0.75 to 0.85m	See Guidance Notes	n/a
		MRI Reporting	1	10.0 Cellular / Ward Offices	M0251	25	18	Radiant Panels	Remote Sensor Adj.	Yes	Comfort Cooled Fresh Air	Central Supply and Extract	4	4	Balanced	G4	43	n/a		300	n/a	None	A	80	Switch	Desk 0.75 to 0.85m	See Guidance Notes	n/a
		Processing Area	1	30.0 Diagnostic room	M0251	25	18	Warm Air - Reheat Battery	BMS Adjustable Sensor	Yes	Comfort Cooled	Central Supply and Extract	to suit location	to suit location	Balanced	F7	43	41		300	n/a	1000	A	80	Switch / Dimmer	General working plane 1m	See Guidance Notes	1
		Gamma Camera	2	40.0 Diagnostic room	E0176	25	18	Warm Air - Reheat Battery	BMS Adjustable Sensor	Yes	Comfort Cooled	Central Supply and Extract	to suit location	to suit location	Balanced	F7	43	41		300	n/a	1000	A	80	Switch / Dimmer	General working plane 1m	See Guidance Notes	1
		Gamma Camera Control Area	1	17.0 Consulting Room	E0604-04	28	18	Radiant Panels	Remote Sensor Adj.	Yes	Comfort Cooled Fresh Air	Central Supply and Extract	3	3	Balanced	G4	43	41		300	n/a	1000	A	80	Switch	Bed / Trolley 1.45m	See Guidance Notes	1
		Radioactive Waste Store	1	2.0 Storage Area Equipment	W1585-??	28	16	Radiant Panels	Remote Sensor Adj.	No	None	Central General Extract	0	3	Negative	None	43	n/a		200	n/a	None	A	80	Presence detection	Floor 0m	See Guidance Notes	n/a
		WC Ambulant (Hot)	2	4.5 Toilet	V0922-03	28	18	Adjacent Space Transfer Air	None	No	None	Central Dirty Extract	0	10	Negative	None	43	41		200	n/a	None	A	80	Presence detection	Floor 0m	See Guidance Notes	n/a
		Injection Room	2	8.0 Consulting Room	E0715	28	18	Radiant Panels	Remote Sensor Adj.	Yes	Comfort Cooled Fresh Air	Central Supply and Extract	3	3	Balanced	G4	43	41		300	n/a	1000	A	80	Switch	Bed / Trolley 1.45m	See Guidance Notes	1
		Preparation Room	1	14.0 Consulting Room	T0526-?	28	18	Radiant Panels	Remote Sensor Adj.	Yes	Comfort Cooled Fresh Air	Central Supply and Extract	3	3	Balanced	G4	43	41		300	n/a	1000	A	80	Switch	Bed / Trolley 1.45m	See Guidance Notes	1
		Hot Waiting Area	2	10.0 Waiting Room	J0132-02	28	18	Radiant Panels	Remote Sensor Adj.	Yes	Comfort Cooled Fresh Air	Central Supply and Extract	5	5	Balanced	G4	43	n/a		300	n/a	None	A	80	Switch	Floor 0m	See Guidance Notes	n/a
		Cold Waiting Area	2	10.0 Waiting Room	J0132-02	28	18	Radiant Panels	Remote Sensor Adj.	Yes	Comfort Cooled Fresh Air	Central Supply and Extract	5	5	Balanced	G4	43	n/a		300	n/a	None	A	80	Switch	Floor 0m	See Guidance Notes	n/a
		Stress Room (myocardial work)	1	14.0 Consulting Room	C0224-04	28	18	Radiant Panels	Remote Sensor Adj.	Yes	Comfort Cooled Fresh Air	Central Supply and Extract	3	3	Balanced	G4	43	41		300	n/a	1000	A	80	Switch	Bed / Trolley 1.45m	See Guidance Notes	1
		Changing Cubicles	2	4.0 Changing Facilities	V0726	28	18	Radiant Panels	Remote Sensor Adj.	Yes	Comfort Cooled Fresh Air	Central Supply and Extract	6	10	positive to wc	G4	43	41		100	n/a	None	A	80	Presence detection	Floor 0m	See Guidance Notes	n/a
		Counting Laboratory	1	14.0 Laboratory	L1804	25	18	Radiant Panels	Remote Sensor Adj.	Yes	Ceiling Cassette - Chilled Water	Central Supply and Extract	6	6	Balanced	F7	43	60		500	n/a	None	A	80	Switch	Desk 0.75 to 0.85m	See Guidance Notes	n/a
		Beverage Bay	1	3.0 Tea Making	P0625	28	18	Adjacent Space Transfer Air	None	No	None	Central General Extract	0	5	Negative	None	43	41		200	n/a	None	A	80	switch	Floor 0m	See Guidance Notes	n/a
		Admin Office	1	10.0 Cellular / Ward Offices	M0251	25	18	Radiant Panels	Remote Sensor Adj.	Yes	Comfort Cooled Fresh Air	Central Supply and Extract	4	4	Balanced	G4	43	n/a		300	n/a	None	A	80	Switch	Desk 0.75 to 0.85m	See Guidance Notes	n/a
		WC Ambulant (Cold)	1	4.5 Toilet	V1010	28	18	Adjacent Space Transfer Air	None	No	None	Central Dirty Extract	0	10	Negative	None	43	41		200	n/a	None	A	80	Presence detection	Floor 0m	See Guidance Notes	n/a
		Recovery Area	1	15.0 Recovery Bay / Recovery Room	C0522-04	28	20	Radiant Panels	Remote Sensor Adj.	Yes	Comfort Cooled Fresh Air	Central Supply and Extract	15	15	Balanced	G4	43	41		500	n/a	1000	A	80	Switch / Dimmer	Bed / Trolley 1.45m	See Guidance Notes	n/a
		Gamma Camera Reporting	1	10.0 Cellular / Ward Offices	M0251	25	18	Radiant Panels	Remote Sensor Adj.	Yes	Comfort Cooled Fresh Air	Central Supply and Extract	4	4	Balanced	G4	43	n/a		300	n/a	None	A	80	Switch	Desk 0.75 to 0.85m	See Guidance Notes	n/a
		Medical Physics Office	1	10.0 Cellular / Ward Offices	M0251	25	18	Radiant Panels	Remote Sensor Adj.	Yes	Comfort Cooled Fresh Air	Central Supply and Extract	4	4	Balanced	G4	43	n/a		300	n/a	None	A	80	Switch	Desk 0.75 to 0.85m	See Guidance Notes	n/a
		Emergency Shower	1	2.5 Bathroom	V1643-01	28	20	Adjacent Space Transfer Air	None	No	None	Central Dirty Extract	0	10	Negative	None	43	41		200	n/a	None	A	80	Presence detection	Floor 0m	See Guidance Notes	n/a
		Reception Area	1	8.0 Reception	J0132-01	28	18	Radiant Panels	Remote Sensor Adj.	Yes	Comfort Cooled Fresh Air	Central Supply Air	4	4	Balanced	G4	43	n/a		300	n/a	None	A	80	Switch	Desk 0.75 to 0.85m	See Guidance Notes	n/a
		Admin Office	1	10 Cellular / Ward Offices	M0251	25	18	Radiant Panels	Remote Sensor Adj.	Yes	Comfort Cooled Fresh Air	Central Supply and Extract	4	4	Balanced	G4	43	n/a		300	n/a	None	A	80	Switch	Desk 0.75 to 0.85m	See Guidance Notes	n/a
		Waiting Area - Main Dept	1	50.0 Waiting Room	J0132-02	28	18	Radiant Panels	Remote Sensor Adj.	Yes	Comfort Cooled Fresh Air	Central Supply and Extract	5	5	Balanced	G4	43	n/a		300	n/a	None	A	80	Switch	Floor 0m	See Guidance Notes	n/a
		Baby Infant / Feeding Room	1	4.0 Baby Feeding	S0012	25	18	Radiant Panels	Remote Sensor Adj.	No	None	Central Supply Air	5	0	Positive	G4	43	41		100	n/a	None	A	80	Presence detection	Floor 0m	See Guidance Notes	n/a
		Nappy Change Room with handwash	1	4.0 Toilet	V1131	28	18	Adjacent Space Transfer Air	None	No	None	Central Dirty Extract	0	10	Negative	None	43	41		200	n/a	None	A	80	Presence detection	Floor 0m	See Guidance Notes	n/a
		WC - Wheelchair accessible	2	4.5 Toilet	V0922	28	18	Adjacent Space Transfer Air	None	No	None	Central Dirty Extract	0	10	Negative	None	43	41		200	n/a	None	A	80	Presence detection	Floor 0m	See Guidance Notes	n/a
		Resuscitation Trolley Bay	1	1.0 Circulation Equipment Storage Bays	G0180-01	28	16	Adjacent Space Transfer Air	None	No	None	Central General Extract	0	3	Negative	None	43	n/a		200	n/a	None	A	80	Presence detection	Floor 0m	See Guidance Notes	n/a
		Reception	1	8.0 Reception	J0132-01	28	18	Radiant Panels	Remote Sensor Adj.	Yes	Comfort Cooled Fresh Air	Central Supply Air	4	4	Balanced	G4	43	n/a		300	n/a	None	A	80	Switch	Desk 0.75 to 0.85m	See Guidance Notes	n/a
		Admin Office	1	28.7 Cellular / Ward Offices	M0251	25	18	Radiant Panels	Remote Sensor Adj.	Yes	Comfort Cooled Fresh Air	Central Supply and Extract	4	4	Balanced	G4	43	n/a		300	n/a	None	A	80	Switch	Desk 0.75 to 0.85m	See Guidance Notes	n/a
		Waiting Area	1	35.0 Waiting Room	J0132-02	28	18	Radiant Panels	Remote Sensor Adj.	Yes	Comfort Cooled Fresh Air	Central Supply and Extract	5	5	Balanced	G4	43	n/a		300	n/a	None	A	80	Switch	Floor 0m	See Guidance Notes	n/a
		WC - Patients	1	3.0 Toilet	V1010	28	18	Adjacent Space Transfer Air	None	No	None	Central Dirty Extract	0	10	Negative	None	43	41		200	n/a	None	A	80	Presence detection	Floor 0m	See Guidance Notes	n/a
		WC - Wheelchair accessible	1	4.5 Toilet	V0922	28	18	Adjacent Space Transfer Air	None	No	None	Central Dirty Extract	0	10	Negative	None	43	41		200	n/a	None	A	80	Presence detection	Floor 0m	See Guidance Notes	n/a
		Acute Reporting	1	25.0 Cellular / Ward Offices	M0251	25	18	Radiant Panels	Remote Sensor Adj.	Yes	Comfort Cooled Fresh Air	Central Supply and Extract	4	4	Balanced	G4	43	n/a		300	n/a	None	A	80	Switch	Desk 0.75 to 0.85m	See Guidance Notes	n/a
		Quiet Reporting	1	20.0 Cellular / Ward Offices	M0251	25	18	Radiant Panels	Remote Sensor Adj.	Yes	Comfort Cooled Fresh Air	Central Supply and Extract	4	4	Balanced	G4												

RHSC / DCN Environmental Matrix

Dept	Room Name	Qty	Room Function	ADB Code	Temp (max)	Temp (min)	Heating Type	Heating Control	Cooling (present)	Cooling (type)	Ventilation (type)	Supply (ach/hr)	Extract (ach/hr)	Relative pressure	Min filtration	Surface temp	Water temp	Safety Notes	Normal lux	Night lux	Local lux	Standby grade	Colour render	Control	Plane	Medical Location		
Q1	Radiology	1	20.0	Storage Area Equipment	W1585-??	28	16	Radiant Panels	Remote Sensor Adj.	No	None	Central General Extract	0	3	Negative	None	43	n/a		200	n/a	None	A	80	Presence detection	Floor 0m	See Guidance Notes	n/a
		2	10.0	Disposal Hold	Y0646	28	18	Adjacent Space Transfer Air	None	No	None	Central Dirty Extract	0	10	Negative	None	43	n/a		100	n/a	None	A	90	Presence detection	Floor 0m	See Guidance Notes	n/a
		1	7.0	DSR	Y1510	28	18	Adjacent Space Transfer Air	None	No	None	Central Dirty Extract	0	6	Negative	None	43	60		100	n/a	None	A	90	Presence detection	Floor 0m	See Guidance Notes	n/a
		1	1.0	IPS Room	Engineering	Manufacturer Dependant	Manufacturer Dependant	None	None	No	None	Central General Extract	0	3	Negative	None	43	n/a	0	n/a	n/a	None	A	80	Presence detection	Floor 0m	See Guidance Notes	n/a
		2	1.5	Linen Bay	W1594-01	28	16	Adjacent Space Transfer Air	None	No	None	Central Extract	0	3	Negative	None	43	n/a		200	n/a	None	A	80	Presence detection	Floor 0m	See Guidance Notes	n/a
		1	6	Cellular / Ward Offices	M0251	25	18	Radiant Panels	Remote Sensor Adj.	Yes	Comfort Cooled Fresh Air	Central Supply and Extract	4	4	Balanced	G4	43	n/a		300	n/a	None	A	80	Switch	Desk 0.75 to 0.85m	See Guidance Notes	n/a
		1	45.0	Diagnostic room	E0801	25	18	Warm Air - Reheat Battery	BMS Adjustable Sensor	Yes	Comfort Cooled Fresh Air	Central Supply and Extract	to suit location	to suit location	Balanced	F7	43	41		300	n/a	1000	A	80	Switch / Dimmer	General working plane 1m	See Guidance Notes	1
		1	24.0	Cellular / Ward Offices	E0604-01	25	18	Radiant Panels	Remote Sensor Adj.	Yes	Comfort Cooled Fresh Air	Central Supply and Extract	4	4	Balanced	G4	43	n/a		300	n/a	None	A	80	Switch	Desk 0.75 to 0.85m	See Guidance Notes	n/a
		1	16.0	IT equipment (comms server)	E0311	25	18	None	None	Yes	Ceiling Cassette - Chilled Water	Central General Extract	0	2	Negative	None	n/a	n/a		300	n/a	None	A	80	Switch	Floor 0m	See Guidance Notes	n/a
		1	36.0	Diagnostic room	E0601-01	25	18	Warm Air - Reheat Battery	BMS Adjustable Sensor	Yes	Comfort Cooled Fresh Air	Central Supply and Extract	to suit location	to suit location	Balanced	F7	43	41		300	n/a	1000	A	80	Switch / Dimmer	General working plane 1m	See Guidance Notes	1
		1	4.5	Toilet	V0922	28	18	Adjacent Space Transfer Air	None	No	None	Central Dirty Extract	0	10	Negative	None	43	41		200	n/a	None	A	80	Presence detection	Floor 0m	See Guidance Notes	n/a
		2	4.0	Changing Facilities	V0726	28	18	Radiant Panels	Remote Sensor Adj.	Yes	Comfort Cooled Fresh Air	Central Supply and Extract	6	10	positive to wc	G4	43	41		100	n/a	None	A	80	Presence detection	Floor 0m	See Guidance Notes	n/a
		1	4.0	Baby Feeding	S0012	25	18	Radiant Panels	Remote Sensor Adj.	No	None	Central Supply Air	5	0	Positive	G4	43	41		100	n/a	None	A	80	Presence detection	Floor 0m	See Guidance Notes	n/a
		1	16.0	Treatment Room	X0145-01	28	18	Radiant Panels	Remote Sensor Adj.	Yes	Comfort Cooled Fresh Air	Central Supply Air	10	0	Positive	F7	43	41		500	n/a	1000	A	90	Switch	Bed / Trolley 1.45m	See Guidance Notes	n/a
		1	16.0	Treatment Room	B2417-01	28	18	Radiant Panels	Remote Sensor Adj.	Yes	Comfort Cooled Fresh Air	Central Supply Air	10	0	Positive	F7	43	41		500	n/a	1000	A	90	Switch	Bed / Trolley 1.45m	See Guidance Notes	n/a
		1	12.0	Waiting Room	J0132-02	28	18	Radiant Panels	Remote Sensor Adj.	Yes	Comfort Cooled Fresh Air	Central Supply and Extract	5	5	Balanced	G4	43	n/a		300	n/a	None	A	80	Switch	Floor 0m	See Guidance Notes	n/a
		2	4.0	Circulation Equipment Storage Bays	J1624	28	16	Adjacent Space Transfer Air	None	No	None	Central General Extract	0	3	Negative	None	43	n/a		200	n/a	None	A	80	Presence detection	Floor 0m	See Guidance Notes	n/a
		1	8.0	Waiting Room	J0132-02	28	18	Radiant Panels	Remote Sensor Adj.	Yes	Comfort Cooled Fresh Air	Central Supply and Extract	5	5	Balanced	G4	43	n/a		300	n/a	None	A	80	Switch	Floor 0m	See Guidance Notes	n/a
		1	7.0	Toilet	V0922	28	18	Adjacent Space Transfer Air	None	No	None	Central Dirty Extract	0	10	Negative	None	43	41		200	n/a	None	A	80	Presence detection	Floor 0m	See Guidance Notes	n/a
		1	4.5	Toilet	V0922	28	18	Adjacent Space Transfer Air	None	No	None	Central Dirty Extract	0	10	Negative	None	43	41		200	n/a	None	A	80	Presence detection	Floor 0m	See Guidance Notes	n/a
		1	36.0	Diagnostic room	E0601	25	18	Warm Air - Reheat Battery	BMS Adjustable Sensor	Yes	Comfort Cooled Fresh Air	Central Supply and Extract	to suit location	to suit location	Balanced	F7	43	41		300	n/a	1000	A	80	Switch / Dimmer	General working plane 1m	See Guidance Notes	1
		1	16.0	Cellular / Ward Offices	E0604-02	25	18	Radiant Panels	Remote Sensor Adj.	Yes	Comfort Cooled Fresh Air	Central Supply and Extract	4	4	Balanced	G4	43	n/a		300	n/a	None	A	80	Switch	Desk 0.75 to 0.85m	See Guidance Notes	n/a
		1	14.0	Consulting Room	T0526-?	28	18	Radiant Panels	Remote Sensor Adj.	Yes	Comfort Cooled Fresh Air	Central Supply and Extract	3	3	Balanced	G4	43	41		300	n/a	1000	A	80	Switch	Bed / Trolley 1.45m	See Guidance Notes	1
		1	12.0	Treatment Room	E0715	28	18	Radiant Panels	Remote Sensor Adj.	Yes	Comfort Cooled Fresh Air	Central Supply Air	10	0	Positive	F7	43	41		500	n/a	1000	A	90	Switch	Bed / Trolley 1.45m	See Guidance Notes	n/a
		2	4.0	Changing Facilities	V0726	28	18	Radiant Panels	Remote Sensor Adj.	Yes	Comfort Cooled Fresh Air	Central Supply and Extract	6	10	positive to wc	G4	43	41		100	n/a	None	A	80	Presence detection	Floor 0m	See Guidance Notes	n/a
		1	43.2	Circulation Equipment Storage Bays	J0132-02	28	16	Adjacent Space Transfer Air	None	No	None	Central General Extract	0	3	Negative	None	43	n/a		200	n/a	None	A	80	Presence detection	Floor 0m	See Guidance Notes	n/a
		1	3.0	Toilet	V1010	28	18	Adjacent Space Transfer Air	None	No	None	Central Dirty Extract	0	10	Negative	None	43	41		200	n/a	None	A	80	Presence detection	Floor 0m	See Guidance Notes	n/a
		1	4.5	Toilet	V0922	28	18	Adjacent Space Transfer Air	None	No	None	Central Dirty Extract	0	10	Negative	None	43	41		200	n/a	None	A	80	Presence detection	Floor 0m	See Guidance Notes	n/a
		2	45.0	Diagnostic room	E0801-01	25	18	Warm Air - Reheat Battery	BMS Adjustable Sensor	Yes	Comfort Cooled Fresh Air	Central Supply and Extract	to suit location	to suit location	Balanced	F7	43	41		300	n/a	1000	A	80	Switch / Dimmer	General working plane 1m	See Guidance Notes	1
		1	24.0	Cellular / Ward Offices	E0604-03	25	18	Radiant Panels	Remote Sensor Adj.	Yes	Comfort Cooled Fresh Air	Central Supply and Extract	4	4	Balanced	G4	43	n/a		300	n/a	None	A	80	Switch	Desk 0.75 to 0.85m	See Guidance Notes	n/a
		2	16.0	Storage Area Equipment	W1585	28	16	Radiant Panels	Remote Sensor Adj.	No	None	Central General Extract	0	3	Negative	None	43	n/a		200	n/a	None	A	80	Presence detection	Floor 0m	See Guidance Notes	n/a
		1	14.0	Consulting Room	T0526-?	28	18	Radiant Panels	Remote Sensor Adj.	Yes	Comfort Cooled Fresh Air	Central Supply and Extract	3	3	Balanced	G4	43	41		300	n/a	1000	A	80	Switch	Bed / Trolley 1.45m	See Guidance Notes	1
		1	12.0	Consulting Room	E0715	28	18	Radiant Panels	Remote Sensor Adj.	Yes	Comfort Cooled Fresh Air	Central Supply and Extract	3	3	Balanced	G4	43	41		300	n/a	1000	A	80	Switch	Bed / Trolley 1.45m	See Guidance Notes	1
		1	6.0	Waiting Room	J0132-02	28	18	Radiant Panels	Remote Sensor Adj.	Yes	Comfort Cooled Fresh Air	Central Supply and Extract	5	5	Balanced	G4	43	n/a		300	n/a	None	A	80	Switch	Floor 0m	See Guidance Notes	n/a
		6	4.0	Changing Facilities	V0726	28	18	Radiant Panels	Remote Sensor Adj.	Yes	Comfort Cooled Fresh Air	Central Supply and Extract	6	10	positive to wc	G4	43	41		100	n/a	None	A	80	Presence detection	Floor 0m	See Guidance Notes	n/a
		1	8.0	Circulation Equipment Storage Bays	B2417-01	28	16	Adjacent Space Transfer Air	None	No	None	Central General Extract	0	3	Negative	None	43	n/a		200	n/a	None	A	80	Presence detection	Floor 0m	See Guidance Notes	n/a
		1	3.0	Toilet	V1010	28	18	Adjacent Space Transfer Air	None	No	None	Central Dirty Extract	0	10	Negative	None	43	41		200	n/a	None	A	80	Presence detection	Floor 0m	See Guidance Notes	n/a
		1	4.5	Toilet	V0922	28	18	Adjacent Space Transfer Air	None	No	None	Central Dirty Extract	0	10	Negative	None	43	41		200	n/a	None	A	80	Presence detection	Floor 0m	See Guidance Notes	n/a
		1	45.0	Diagnostic room	E0801-01	25	18	Warm Air - Reheat Battery	BMS Adjustable Sensor	Yes	Comfort Cooled Fresh Air	Central Supply and Extract	to suit location	to suit location	Balanced	F7	43	41		300	n/a	1000	A	80	Switch / Dimmer	General working plane 1m	See Guidance Notes	1
		1	24.0	Cellular / Ward Offices	E0604-03	25	18	Radiant Panels	Remote Sensor Adj.	Yes	Comfort Cooled Fresh Air	Central Supply and Extract	4	4	Balanced	G4	43	n/a		300	n/a	None	A	80	Switch	Desk 0.75 to 0.85m	See Guidance Notes	n/a
		1	16.0	Storage Area Equipment	W1585	28	16	Radiant Panels	Remote Sensor Adj.	No	None	Central General Extract	0	3	Negative	None	43	n/a		200	n/a	None	A	80	Presence detection	Floor 0m	See Guidance Notes	n/a
		1	6.0	Storage Area Equipment	W1585	28	16	Radiant Panels	Remote Sensor Adj.	No	None	Central General Extract	0	3	Negative	None	43	n/a		200	n/a	None	A	80	Presence detection	Floor 0m	See Guidance Notes	n/a
		1	10.0	Cellular / Ward Offices	M0251	25	18	Radiant Panels	Remote Sensor Adj.	Yes	Comfort Cooled Fresh Air	Central Supply and Extract	4	4	Balanced	G4	43	n/a		300	n/a	None	A	80	Switch	Desk 0.75 to 0.85m	See Guidance Notes	n/a
		1	20.0	Storage Area Equipment	W1585-??	28	16	Radiant Panels	Remote Sensor Adj.	No	None	Central General Extract	0	3	Negative	None	43	n/a		200	n/a	None	A	80	Presence detection	Floor 0m	See Guidance Notes	n/a
		1	7.0	DSR	Y1510	28	18	Adjacent Space Transfer Air	None	No	None	Central Dirty Extract	0	6	Negative	None	43	60		100	n/a	None	A	90	Presence detection	Floor 0m	See Guidance Notes	n/a
		1	9.0	Dirty utility	Y0431	28	18	Adjacent Space Transfer Air	None	No	None	Central Dirty Extract	0	6	Negative	None	43	41		200	n/a	None	A	80	Presence detection	Floor 0m	See Guidance Notes	n/a
		1	3.0	IPS Room	Engineering	Manufacturer Dependant	Manufacturer Dependant	None	None	No	None	Central General Extract	0	3	Negative	None	43	n/a	0	n/a	n/a	None	A	80	Presence detection	Floor 0m	See Guidance Notes	n/a
1	10.0	Clean Utility	T0101	28	18	Radiant Panels	Remote Sensor Adj.	Yes	Comfort Cooled Fresh Air	Central Supply Air	6	0	Positive	G4	43	41		150	n/a	None	A	80	Presence detection	General working plane 1m	See Guidance Notes	n/a		
1	3.0	Toilet	V1010	28	18	Adjacent Space Transfer Air	None	No	None	Central Dirty Extract	0	10	Negative	None	43	41		200	n/a	None	A	80	Presence detection	Floor 0m	See Guidance Notes	n/a		
1	27.0	Changing Facilities	V0726	28	18	Radiant Panels	Remote Sensor Adj.	Yes	Comfort Cooled Fresh Air	Central Supply and Extract	6	10	positive to wc	G4	43	41		100	n/a	None	A	80	Presence detection	Floor 0m	See Guidance Notes	n/a		
1	65.0	Changing Facilities	V0726	28	18	Radiant Panels	Remote Sensor Adj.	Yes	Comfort Cooled Fresh Air	Central Supply and Extract	6	10	positive to wc	G4	43	41		100	n/a	None	A	80	Presence detection	Floor 0m	See Guidance Notes	n/a		
2	3.0	Toilet	V1010	28	18	Adjacent Space Transfer Air	None	No	None	Central Dirty Extract	0	10	Negative	None	43	41		200	n/a	None	A	80	Presence detection	Floor 0m	See Guidance Notes	n/a		
1	39.0	Open Plan Office	H1313-03	25	18	Radiant Panels	Remote Sensor Adj.	Yes	Comfort Cooled Fresh Air	Central Supply and Extract	4	4	Balanced	G4	43	n/a		300	n/a	None	A	80	Switch	Desk 0.75 to 0.85m	See Guidance Notes	n/a		
1	20.5	Cellular / Ward Offices	M0251	25	18																							

RHSC / DCN Environmental Matrix

Dept	Dept	Room Name	Qty	Room Function	ADB Code	Temp (max)	Temp (min)	Heating Type	Heating Control	Cooling (present)	Cooling (type)	Ventilation (type)	Supply (ach/hr)	Extract (ach/hr)	Relative pressure	Min filtration	Surface temp	Water temp	Safety Notes	Normal lux	Night lux	Local lux	Standby grade	Colour render	Control	Plane	Medical Location
		Superintendent/PACS Manager/Radiographers/Nursing Office	1	28.7 Cellular / Ward Offices	M0251	25	18	Radiant Panels	Remote Sensor Adj.	Yes	Comfort Cooled Fresh Air	Central Supply and Extract	4	4	Balanced	G4	43	n/a	300	n/a	None	A	80	Switch	Desk 0.75 to 0.85m	See Guidance Notes	n/a
		Meeting Room - 6 person	1	9.0 Meeting Room	H1313-02	25	18	Radiant Panels	Remote Sensor Adj.	Yes	Ceiling Cassette - Chilled Water	Central Supply and Extract	10 l/s per person	10 l/s per person	Balanced	G4	43	n/a	300	n/a	None	A	80	Switch	Desk 0.75 to 0.85m	See Guidance Notes	n/a
		Meeting Room - 4 person	2	6.0 Meeting Room	H1313-01	25	18	Radiant Panels	Remote Sensor Adj.	Yes	Ceiling Cassette - Chilled Water	Central Supply and Extract	10 l/s per person	10 l/s per person	Balanced	G4	43	n/a	300	n/a	None	A	80	Switch	Desk 0.75 to 0.85m	See Guidance Notes	n/a
		2nd Floor Desks	1	233.7 Open Plan Office	M0132-01	25	18	Radiant Panels	Remote Sensor Adj.	Yes	Comfort Cooled Fresh Air	Central Supply and Extract	4	4	Balanced	G4	43	n/a	300	n/a	None	A	80	Switch	Desk 0.75 to 0.85m	See Guidance Notes	n/a
		2nd Floor Desks	1	143.5 Open Plan Office	M0132-01	25	18	Radiant Panels	Remote Sensor Adj.	Yes	Comfort Cooled Fresh Air	Central Supply and Extract	4	4	Balanced	G4	43	n/a	300	n/a	None	A	80	Switch	Desk 0.75 to 0.85m	See Guidance Notes	n/a
		2nd Floor Desks	1	180.4 Open Plan Office	M0132-01	25	18	Radiant Panels	Remote Sensor Adj.	Yes	Comfort Cooled Fresh Air	Central Supply and Extract	4	4	Balanced	G4	43	n/a	300	n/a	None	A	80	Switch	Desk 0.75 to 0.85m	See Guidance Notes	n/a
		2nd Floor Desks	1	221.4 Open Plan Office	M0132-01	25	18	Radiant Panels	Remote Sensor Adj.	Yes	Comfort Cooled Fresh Air	Central Supply and Extract	4	4	Balanced	G4	43	n/a	300	n/a	None	A	80	Switch	Desk 0.75 to 0.85m	See Guidance Notes	n/a
		2nd Floor Desks	1	69.7 Open Plan Office	M0132-01	25	18	Radiant Panels	Remote Sensor Adj.	Yes	Comfort Cooled Fresh Air	Central Supply and Extract	4	4	Balanced	G4	43	n/a	300	n/a	None	A	80	Switch	Desk 0.75 to 0.85m	See Guidance Notes	n/a
		2nd Floor Desks	1	147.6 Open Plan Office	M0132-01	25	18	Radiant Panels	Remote Sensor Adj.	Yes	Comfort Cooled Fresh Air	Central Supply and Extract	4	4	Balanced	G4	43	n/a	300	n/a	None	A	80	Switch	Desk 0.75 to 0.85m	See Guidance Notes	n/a
		2nd Floor Desks	1	180.4 Open Plan Office	M0132-01	25	18	Radiant Panels	Remote Sensor Adj.	Yes	Comfort Cooled Fresh Air	Central Supply and Extract	4	4	Balanced	G4	43	n/a	300	n/a	None	A	80	Switch	Desk 0.75 to 0.85m	See Guidance Notes	n/a
		Meeting Room - 4 person	7	6.0 Cellular / Ward Offices	M0251	25	18	Radiant Panels	Remote Sensor Adj.	Yes	Comfort Cooled Fresh Air	Central Supply and Extract	4	4	Balanced	G4	43	n/a	300	n/a	None	A	80	Switch	Desk 0.75 to 0.85m	See Guidance Notes	n/a
		Meeting Room - 6 person	2	9.0 Cellular / Ward Offices	M0251	25	18	Radiant Panels	Remote Sensor Adj.	Yes	Comfort Cooled Fresh Air	Central Supply and Extract	4	4	Balanced	G4	43	n/a	300	n/a	None	A	80	Switch	Desk 0.75 to 0.85m	See Guidance Notes	n/a
		Dictation/ 1:1/Phone Booth	18	4.2 Cellular / Ward Offices	M0251-01	25	18	Radiant Panels	Remote Sensor Adj.	Yes	Comfort Cooled Fresh Air	Central Supply and Extract	4	4	Balanced	G4	43	n/a	300	n/a	None	A	80	Switch	Desk 0.75 to 0.85m	See Guidance Notes	n/a
		WC - Wheelchair Accessible	2	4.5 Toilet	V0922	28	18	Adjacent Space Transfer Air	None	No	None	Central Dirty Extract	0	10	Negative	None	43	41	200	n/a	None	A	80	Presence detection	Floor 0m	See Guidance Notes	n/a
		WC - Staff (Male)	1	17.0 Toilet	V1010	28	18	Adjacent Space Transfer Air	None	No	None	Central Dirty Extract	0	10	Negative	None	43	41	200	n/a	None	A	80	Presence detection	Floor 0m	See Guidance Notes	n/a
		WC - Staff (Male)	1	11.0 toilet	V1010	28	18	Adjacent Space Transfer Air	None	No	None	Central Dirty Extract	0	10	Negative	None	43	41	200	n/a	None	A	80	Presence detection	Floor 0m	See Guidance Notes	n/a
		WC - Staff (Female)	1	18.0 toilet	V1010	28	18	Adjacent Space Transfer Air	None	No	None	Central Dirty Extract	0	10	Negative	None	43	41	200	n/a	None	A	80	Presence detection	Floor 0m	See Guidance Notes	n/a
		WC - Staff (Female)	1	21.0 Toilet	V1010	28	18	Adjacent Space Transfer Air	None	No	None	Central Dirty Extract	0	10	Negative	None	43	41	200	n/a	None	A	80	Presence detection	Floor 0m	See Guidance Notes	n/a
		Store Clinical	1	24.0 Storage Area Equipment	W1585	28	16	Radiant Panels	Remote Sensor Adj.	No	None	Central General Extract	0	3	Negative	None	43	n/a	200	n/a	None	A	80	Presence detection	Floor 0m	See Guidance Notes	n/a
		Beverage Bay	1	3.0 Tea Making	P0625	28	18	Adjacent Space Transfer Air	None	No	None	Central General Extract	0	5	Negative	None	43	41	200	n/a	None	A	80	switch	Floor 0m	See Guidance Notes	n/a
		Printer/Photocopier Room	1	16.0 Cellular / Ward Offices	M0251	25	18	Radiant Panels	Remote Sensor Adj.	Yes	Comfort Cooled Fresh Air	Central Supply and Extract	4	4	Balanced	G4	43	n/a	300	n/a	None	A	80	Switch	Desk 0.75 to 0.85m	See Guidance Notes	n/a
		Staff Room	1	12.0 Common room/staff room/lounge	D0608-03	28	18	Radiant Panels	Remote Sensor Adj.	Yes	Comfort Cooled Fresh Air	Central Supply and Extract	6	8	Negative	G4	43	41	300	n/a	None	A	80	Switch	Floor 0m	See Guidance Notes	n/a
		DSR	2	7.0 DSR	Y1510	28	18	Adjacent Space Transfer Air	None	No	None	Central Dirty Extract	0	10	Negative	None	43	60	100	n/a	None	A	90	Presence detection	Floor 0m	See Guidance Notes	n/a
		Disposal Hold (small)	1	4.0 Disposal Hold	Y0646	28	18	Adjacent Space Transfer Air	None	No	None	Central Dirty Extract	0	10	Negative	None	43	n/a	100	n/a	None	A	90	Presence detection	Floor 0m	See Guidance Notes	n/a
		4th Floor Desks	1	213.0 Open Plan Office	M0132-02	25	18	Radiant Panels	Remote Sensor Adj.	Yes	Comfort Cooled Fresh Air	Central Supply and Extract	4	4	Balanced	G4	43	n/a	300	n/a	None	A	80	Switch	Desk 0.75 to 0.85m	See Guidance Notes	n/a
		Meeting Room - 4 person	1	6.0 Meeting Room	H1313-01	25	18	Radiant Panels	Remote Sensor Adj.	Yes	Ceiling Cassette - Chilled Water	Central Supply and Extract	10 l/s per person	10 l/s per person	Balanced	G4	43	n/a	300	n/a	None	A	80	Switch	Desk 0.75 to 0.85m	See Guidance Notes	n/a
		Meeting Room - 6 person	1	4.0 Meeting Room	H1313-02	25	18	Radiant Panels	Remote Sensor Adj.	Yes	Ceiling Cassette - Chilled Water	Central Supply and Extract	10 l/s per person	10 l/s per person	Balanced	G4	43	n/a	300	n/a	None	A	80	Switch	Desk 0.75 to 0.85m	See Guidance Notes	n/a
		Dictation/ 1:1/Phone Booth	2	4.2 Cellular / Ward Offices	M0251-01	25	18	Radiant Panels	Remote Sensor Adj.	Yes	Comfort Cooled Fresh Air	Central Supply and Extract	4	4	Balanced	G4	43	n/a	300	n/a	None	A	80	Switch	Desk 0.75 to 0.85m	See Guidance Notes	n/a
		Management Conference Room	2	26.0 Meeting Room	H1313-03	25	18	Radiant Panels	Remote Sensor Adj.	Yes	Ceiling Cassette - Chilled Water	Central Supply and Extract	10 l/s per person	10 l/s per person	Balanced	G4	43	n/a	300	n/a	None	A	80	Switch	Desk 0.75 to 0.85m	See Guidance Notes	n/a
		WC - Wheelchair Accessible	1	4.5 toilet	V0922	28	18	Adjacent Space Transfer Air	None	No	None	Central Dirty Extract	0	10	Negative	None	43	41	200	n/a	None	A	80	Presence detection	Floor 0m	See Guidance Notes	n/a
		WC - Staff (Male)	1	8.0 Toilet	V1010	28	18	Adjacent Space Transfer Air	None	No	None	Central Dirty Extract	0	10	Negative	None	43	41	200	n/a	None	A	80	Presence detection	Floor 0m	See Guidance Notes	n/a
		WC - Staff (Female)	1	11.0 Toilet	V1010	28	18	Adjacent Space Transfer Air	None	No	None	Central Dirty Extract	0	10	Negative	None	43	41	200	n/a	None	A	80	Presence detection	Floor 0m	See Guidance Notes	n/a
		Store Management	1	6.0 Cellular / Ward Offices	M0251	25	18	Radiant Panels	Remote Sensor Adj.	Yes	Comfort Cooled Fresh Air	Central Supply and Extract	4	4	Balanced	G4	43	n/a	300	n/a	None	A	80	Switch	Desk 0.75 to 0.85m	See Guidance Notes	n/a
		Store Management	1	10.0 Cellular / Ward Offices	M0251	25	18	Radiant Panels	Remote Sensor Adj.	Yes	Comfort Cooled Fresh Air	Central Supply and Extract	4	4	Balanced	G4	43	n/a	300	n/a	None	A	80	Switch	Desk 0.75 to 0.85m	See Guidance Notes	n/a
		Beverage Bay	1	3.0 Tea Making	P0625	28	18	Adjacent Space Transfer Air	None	No	None	Central General Extract	0	5	Negative	None	43	41	200	n/a	None	A	80	switch	Floor 0m	See Guidance Notes	n/a
		Printer/Photocopier Room	1	6.0 Cellular / Ward Offices	M0251	25	18	Radiant Panels	Remote Sensor Adj.	Yes	Comfort Cooled Fresh Air	Central Supply and Extract	4	4	Balanced	G4	43	n/a	300	n/a	None	A	80	Switch	Desk 0.75 to 0.85m	See Guidance Notes	n/a
		Staff Room	2	6.0 Common room/staff room/lounge	D0608-03	28	18	Radiant Panels	Remote Sensor Adj.	Yes	Comfort Cooled Fresh Air	Central Supply and Extract	6	8	Negative	G4	43	41	300	n/a	None	A	80	Switch	Floor 0m	See Guidance Notes	n/a
		DSR	1	7.0 DSR	Y1510	28	18	Adjacent Space Transfer Air	None	No	None	Central Dirty Extract	0	10	Negative	None	43	60	100	n/a	None	A	90	Presence detection	Floor 0m	See Guidance Notes	n/a
		Disposal Hold (small)	1	4.0 Disposal Hold	Y0646	28	18	Adjacent Space Transfer Air	None	No	None	Central Dirty Extract	0	10	Negative	None	43	n/a	100	n/a	None	A	90	Presence detection	Floor 0m	See Guidance Notes	n/a
		Receipt / Dispatch Counter	1	6.0 Reception	J0132-01	28	18	Radiant Panels	Remote Sensor Adj.	Yes	Comfort Cooled Fresh Air	Central Supply Air	4	4	Balanced	G4	43	n/a	300	n/a	None	A	80	Switch	Desk 0.75 to 0.85m	See Guidance Notes	n/a
		Trolley Area	1	6.0 Circulation Equipment Storage Bays	J1624	28	16	Adjacent Space Transfer Air	None	No	None	Central General Extract	0	3	Negative	None	43	n/a	200	n/a	None	A	80	Presence detection	Floor 0m	See Guidance Notes	n/a
		RHSC Office	1	15.0 Cellular / Ward Offices	M0251	25	18	Radiant Panels	Remote Sensor Adj.	Yes	Comfort Cooled Fresh Air	Central Supply and Extract	4	4	Balanced	G4	43	n/a	300	n/a	None	A	80	Switch	Desk 0.75 to 0.85m	See Guidance Notes	n/a
		RHSC & DCN Records Library (160,000 records)	1	368.0 Storage Area Equipment	W1585-??	28	16	Radiant Panels	Remote Sensor Adj.	No	None	Central General Extract	0	3	Negative	None	43	n/a	200	n/a	None	A	80	Presence detection	Floor 0m	See Guidance Notes	n/a
		Assistant Health Records Manager / Supervisors	1	12.0 Cellular / Ward Offices	M0251	25	18	Radiant Panels	Remote Sensor Adj.	Yes	Comfort Cooled Fresh Air	Central Supply and Extract	4	4	Balanced	G4	43	n/a	300	n/a	None	A	80	Switch	Desk 0.75 to 0.85m	See Guidance Notes	n/a
		WC Staff	1	3.0 Toilet	V1010	28	18	Adjacent Space Transfer Air	None	No	None	Central Dirty Extract	0	10	Negative	None	43	41	200	n/a	None	A	80	Presence detection	Floor 0m	See Guidance Notes	n/a
		RHSC / DCN Office 17 Person	3	3.0 Open Plan Office	M0132-01	25	18	Radiant Panels	Remote Sensor Adj.	Yes	Comfort Cooled Fresh Air	Central Supply and Extract	4	4	Balanced	G4	43	n/a	300	n/a	None	A	80	Switch	Desk 0.75 to 0.85m	See Guidance Notes	n/a
		Receipt Bay	1	3.0 Circulation Areas	cds	28	18	underfloor heating / none to suit location	BMS Adjustable Sensor	No	None	to suit location	to suit location	to suit location	Balanced	G4	43	41	200	n/a	None	A	80	presence detection	Floor 0m	See Guidance Notes	n/a
		Dry Goods	1	9.0 Storage Area Equipment	W1585-??	28	16	Radiant Panels	Remote Sensor Adj.	No	None	Central General Extract	0	3	Negative	None	43	n/a	200	n/a	None	A	80	Presence detection	Floor 0m	See Guidance Notes	n/a
		Kitchen Equipment	1	6.0 Storage Area Equipment	W1585-??	28	16	Radiant Panels	Remote Sensor Adj.	No	None	Central General Extract	0	3	Negative	None	43	n/a	200	n/a	None	A	80	Presence detection	Floor 0m	See Guidance Notes	n/a
		Refuse	1	10.0 Storage Area Equipment	W1585-??	28	16	Radiant Panels	Remote Sensor Adj.	No	None	Central General Extract	0	3	Negative	None	43	n/a	200	n/a	None	A	80	Presence detection	Floor 0m	See Guidance Notes	n/a
		Disposables / Detergent	1	6.0 DSR	Y1510	28	18	Adjacent Space Transfer Air	None	No	None</																

RHSC / DCN Environmental Matrix

Dept	Dept	Room Name	Qty	Room Function	ADB Code	Temp (max)	Temp (min)	Heating Type	Heating Control	Cooling (present)	Cooling (type)	Ventilation (type)	Supply (ach/hr)	Extract (ach/hr)	Relative pressure	Min filtration	Surface temp	Water temp	Safety Notes	Normal lux	Night lux	Local lux	Standby grade	Colour render	Control	Plane	Medical Location	
		Temperature Controlled Sandwich Prep	1	18.0	CDS	cds	12	10	None	None	Yes	Ceiling Cassette - Chilled Water	General Supply and Extract	4	4	Balanced	G4	43	41	500	n/a	None	A	80	Switch	General working plane 1m	See Guidance Notes	n/a
		Weighing	1	7.0	CDS	cds	28	18	None	None	Yes	Ceiling Cassette - Chilled Water	Central Supply and Extract	DW172 Dependant	DW172 Dependant	Negative	G4	43	60	300	n/a	None	A	80	Switch	General working plane 1m	See Guidance Notes	n/a
		Clean Trolleys Park	1	21.5	CDS	cds	28	16	Adjacent Space Transfer Air	None	No	None	General Supply and Extract	1	2	Negative	None	n/a	n/a	200	n/a	None	A	80	Presence detection	Floor 0m	See Guidance Notes	n/a
		Bakery Preparation	1	13.0	CDS	cds	12	10	None	None	Yes	Ceiling Cassette - Chilled Water	General Supply and Extract	4	4	Balanced	G4	43	41	500	n/a	None	A	80	Switch	General working plane 1m	See Guidance Notes	n/a
		Returned Trolleys	1	25.0	CDS	cds	28	16	Adjacent Space Transfer Air	None	No	None	General Supply and Extract	1	2	Negative	None	n/a	n/a	300	n/a	None	A	80	Presence detection	Floor 0m	See Guidance Notes	n/a
		Trolley Wash Area	1	6.0	CDS	cds	28	16	Adjacent Space Transfer Air	None	No	None	General Supply and Extract	2	3	Negative	None	43	41	300	n/a	None	A	80	Switch	General working plane 1m	See Guidance Notes	n/a
		Office 5 person	1	20.5	Cellular / Ward Offices	M0251	25	18	Radiant Panels	Remote Sensor Adj.	Yes	Comfort Cooled Fresh Air	Central Supply and Extract	4	4	Balanced	G4	43	n/a	300	n/a	None	A	80	Switch	Desk 0.75 to 0.85m	See Guidance Notes	n/a
		Female Staff Changing inc Shower	1	13.0	Changing Facilities	V0554	28	18	Radiant Panels	Remote Sensor Adj.	Yes	Comfort Cooled Fresh Air	Central Supply and Extract	6	10	positive to wc	G4	43	41	100	n/a	None	A	80	Presence detection	Floor 0m	See Guidance Notes	n/a
		Male Staff Changing inc Shower	1	10.0	Changing Facilities	V0726	28	18	Radiant Panels	Remote Sensor Adj.	Yes	Comfort Cooled Fresh Air	Central Supply and Extract	6	10	positive to wc	G4	43	41	100	n/a	None	A	80	Presence detection	Floor 0m	See Guidance Notes	n/a
		DSR	1	7.0	DSR	Y1510	28	18	Adjacent Space Transfer Air	None	No	None	Central Dirty Extract	0	10	Negative	None	43	60	300	n/a	None	A	80	Switch	Floor 0m	See Guidance Notes	n/a
S2	e-Health Infrastructure	Core Server Room	1	40.0	IT equipment (comms server)	Engineering	25	18	None	None	Yes	Ceiling Cassette - Chilled Water	Central General Extract	0	2	Negative	None	n/a	n/a	300	n/a	None	A	80	Switch	Floor 0m	See Guidance Notes	n/a
		Domestic Service Office	1	20.5	Cellular / Ward Offices	M0251	25	18	Radiant Panels	Remote Sensor Adj.	Yes	Comfort Cooled Fresh Air	Central Supply and Extract	4	4	Balanced	G4	43	n/a	300	n/a	None	A	80	Switch	Desk 0.75 to 0.85m	See Guidance Notes	n/a
		Dictation 1:1/Phone Booth	1	4.2	Cellular / Ward Offices	M0251-01	25	18	Radiant Panels	Remote Sensor Adj.	Yes	Comfort Cooled Fresh Air	Central Supply and Extract	4	4	Balanced	G4	43	n/a	300	n/a	None	A	80	Switch	Desk 0.75 to 0.85m	See Guidance Notes	n/a
		Sanitary Bins Store	1	6.0	Dirty utility	Y0431	28	18	Adjacent Space Transfer Air	None	No	None	Central Dirty Extract	0	6	Negative	None	43	41	200	n/a	None	A	80	Presence detection	Floor 0m	See Guidance Notes	n/a
		Bulk Equipment Store	1	10.0	Storage Area Equipment	W1585-??	28	16	Radiant Panels	Remote Sensor Adj.	No	None	Central General Extract	0	3	Negative	None	43	n/a	200	n/a	None	A	80	Presence detection	Floor 0m	See Guidance Notes	n/a
		Supplies Store	1	20.0	Storage Area Equipment	W1585-??	28	16	Radiant Panels	Remote Sensor Adj.	No	None	Central General Extract	0	3	Negative	None	43	n/a	200	n/a	None	A	80	Presence detection	Floor 0m	See Guidance Notes	n/a
		Linen Pool (Clean)	1	32.0	Linen Bay	W1594-01	28	16	Adjacent Space Transfer Air	None	No	None	Central Extract	0	3	Negative	None	43	n/a	200	n/a	None	A	80	Presence detection	Floor 0m	See Guidance Notes	n/a
		Linen Pool (Dirty)	1	32.0	Dirty utility	Y0431	28	18	Adjacent Space Transfer Air	None	No	None	Central Dirty Extract	0	6	Negative	None	43	41	200	n/a	None	A	80	Presence detection	Floor 0m	See Guidance Notes	n/a
		Storage/Holding Area	1	100.0	Storage Area Equipment	W1585-??	28	16	Radiant Panels	Remote Sensor Adj.	No	None	Central General Extract	0	3	Negative	None	43	n/a	200	n/a	None	A	80	Presence detection	Floor 0m	See Guidance Notes	n/a
		Porters Office	1	10.0	Cellular / Ward Offices	M0251	25	18	Radiant Panels	Remote Sensor Adj.	Yes	Comfort Cooled Fresh Air	Central Supply and Extract	4	4	Balanced	G4	43	n/a	300	n/a	None	A	80	Switch	Desk 0.75 to 0.85m	See Guidance Notes	n/a
		Office	1	3.0	Tea Making	P0625	28	18	Adjacent Space Transfer Air	None	No	None	Central General Extract	0	5	Negative	None	43	41	200	n/a	None	A	80	switch	Floor 0m	See Guidance Notes	n/a
		Mailroom	1	20.0	Cellular / Ward Offices	M0251	25	18	Radiant Panels	Remote Sensor Adj.	Yes	Comfort Cooled Fresh Air	Central Supply and Extract	4	4	Balanced	G4	43	n/a	300	n/a	None	A	80	Switch	Desk 0.75 to 0.85m	See Guidance Notes	n/a
		Female Staff Changing , Shower, WC & Lockers	1	240.0	Changing Facilities	V0554	28	18	Radiant Panels	Remote Sensor Adj.	Yes	Comfort Cooled Fresh Air	Central Supply and Extract	6	10	positive to wc	G4	43	41	100	n/a	None	A	80	Presence detection	Floor 0m	See Guidance Notes	n/a
		Male Staff Changing , Shower, WC & Lockers	1	100.0	Changing Facilities	V0554-01	28	18	Radiant Panels	Remote Sensor Adj.	Yes	Comfort Cooled Fresh Air	Central Supply and Extract	6	10	positive to wc	G4	43	41	100	n/a	None	A	80	Presence detection	Floor 0m	See Guidance Notes	n/a
		Bay for Token Machine	1	5.0	Circulation Equipment Storage Bays	P0808	28	16	Adjacent Space Transfer Air	None	No	None	Central General Extract	0	3	Negative	None	43	n/a	200	n/a	None	A	80	Presence detection	Floor 0m	See Guidance Notes	n/a
		DSR	1	7.0	DSR	Y1510	28	18	Adjacent Space Transfer Air	None	No	None	Central Dirty Extract	0	10	Negative	None	43	60	100	n/a	None	A	90	Presence detection	Floor 0m	See Guidance Notes	n/a
		Workshop (NPD)	1	45.0	Small Workshop	K0421	28	18	Radiant Panels	Remote Sensor Adj.	Yes	Comfort Cooled Fresh Air	Central Supply and Extract	4	6	Negative	G4	43	41	300	n/a	None	A	80	Switch	Desk 0.75 to 0.85m	See Guidance Notes	n/a
		Workshop (NHSL)	1	30.0	Small Workshop	K0421	28	18	Radiant Panels	Remote Sensor Adj.	Yes	Comfort Cooled Fresh Air	Central Supply and Extract	4	6	Negative	G4	43	41	300	n/a	None	A	80	Switch	Desk 0.75 to 0.85m	See Guidance Notes	n/a
		Store	1	30.0	Storage Area Equipment	W1585	28	16	Radiant Panels	Remote Sensor Adj.	No	None	Central General Extract	0	3	Negative	None	43	n/a	200	n/a	None	A	80	Presence detection	Floor 0m	See Guidance Notes	n/a
		Staff Room (4th floor)	1	12.0	Common room/staff room/lounge	D0608-03	28	18	Radiant Panels	Remote Sensor Adj.	Yes	Comfort Cooled Fresh Air	Central Supply and Extract	6	8	Negative	G4	43	41	300	n/a	None	A	80	Switch	Floor 0m	See Guidance Notes	n/a
		BMS Room	1	10.0	IT equipment (comms server)	query	25	18	None	None	Yes	Ceiling Cassette - Chilled Water	Central General Extract	0	2	Negative	None	n/a	n/a	300	n/a	None	A	80	Switch	Floor 0m	See Guidance Notes	n/a
		Staff Change	1	15.0	Changing Facilities	V0726	28	18	Radiant Panels	Remote Sensor Adj.	Yes	Comfort Cooled Fresh Air	Central Supply and Extract	6	10	positive to wc	G4	43	41	100	n/a	None	A	80	Presence detection	Floor 0m	See Guidance Notes	n/a
		Staff WC	1	3.0	Toilet	V1010	28	18	Adjacent Space Transfer Air	None	No	None	Central Dirty Extract	0	10	Negative	None	43	41	200	n/a	None	A	80	Presence detection	Floor 0m	See Guidance Notes	n/a
		Shower	2	2.5	Bathroom	V1643	28	20	Adjacent Space Transfer Air	None	No	None	Central Dirty Extract	0	10	Negative	None	43	41	200	n/a	None	A	80	Presence detection	Floor 0m	See Guidance Notes	n/a
		Restaurant	1	157.0	Eating/Drinking	D0608-02	28	18	Radiant Panels	Remote Sensor Adj.	Yes	Comfort Cooled Fresh Air	Central Supply and Extract	10 l/s per person	10 l/s per person	Balanced	G4	43	41	300	n/a	None	A	80	Switch	Floor 0m	See Guidance Notes	n/a
		Storage/Dishwashing	1	25.0	Storage Area Equipment	W1585-??	28	16	Radiant Panels	Remote Sensor Adj.	No	None	Central General Extract	0	3	Negative	None	43	n/a	200	n/a	None	A	80	Presence detection	Floor 0m	See Guidance Notes	n/a
		Male WC	2	3.0	Toilet	V1010	28	18	Adjacent Space Transfer Air	None	No	None	Central Dirty Extract	0	10	Negative	None	43	41	200	n/a	None	A	80	Presence detection	Floor 0m	See Guidance Notes	n/a
		DSR	1	7.0	DSR	Y1510	28	18	Adjacent Space Transfer Air	None	No	None	Central Dirty Extract	0	10	Negative	None	43	60	100	n/a	None	A	90	Presence detection	Floor 0m	See Guidance Notes	n/a
		Female WC	2	3.0	Toilet	V1010	28	18	Adjacent Space Transfer Air	None	No	None	Central Dirty Extract	0	10	Negative	None	43	41	200	n/a	None	A	80	Presence detection	Floor 0m	See Guidance Notes	n/a
S8	Sterile Support Store	Trolley Holding Bay	1	23	Circulation Equipment Storage Bays	J1624	28	16	Adjacent Space Transfer Air	None	No	None	Central General Extract	0	3	Negative	None	43	n/a	200	n/a	None	A	80	Presence detection	Floor 0m	See Guidance Notes	n/a
		RFSS Changing / Support	1	29	Changing Facilities	V0726	28	18	Radiant Panels	Remote Sensor Adj.	Yes	Comfort Cooled Fresh Air	Central Supply and Extract	6	10	positive to wc	G4	43	41	100	n/a	None	A	80	Presence detection	Floor 0m	See Guidance Notes	n/a
		Bed Bay	1	3.4	Circulation Equipment Storage Bays	G0180-06	28	16	Adjacent Space Transfer Air	None	No	None	Central General Extract	0	3	Negative	None	43	n/a	200	n/a	None	A	80	Presence detection	Floor 0m	See Guidance Notes	n/a
		WC Ambulant	1	3	Toilet	V1010	28	18	Adjacent Space Transfer Air	None	No	None	Central Dirty Extract	0	10	Negative	None	43	41	200	n/a	None	A	80	Presence detection	Floor 0m	See Guidance Notes	n/a
		RFSS Medical Equipment Store	1	6	Storage Area Equipment	W1585-??	28	16	Radiant Panels	Remote Sensor Adj.	No	None	Central General Extract	0	3	Negative	None	43	n/a	200	n/a	None	A	80	Presence detection	Floor 0m	See Guidance Notes	n/a
T1	Plant	IT Node Rooms	25	9.0	IT equipment (comms server)	query	25	18	None	None	Yes	Ceiling Cassette - Chilled Water	Central General Extract	0	2	Negative	None	n/a	n/a	300	n/a	None	A	80	Switch	Floor 0m	See Guidance Notes	n/a
		Main Lab	1	120.0	Laboratory	L1804	25	18	Radiant Panels	Remote Sensor Adj.	Yes	Ceiling Cassette - Chilled Water	Central Supply and Extract	6	6	Balanced	F7	43	60	500	n/a	None	A	80	Switch	Desk 0.75 to 0.85m	See Guidance Notes	n/a
		Utility Area Wash Up	1	12.0	Laboratory	L1804	25	18	Radiant Panels	Remote Sensor Adj.	Yes	Ceiling Cassette - Chilled Water	Central Supply and Extract	6	6	Balanced	F7	43	60	500	n/a	None	A	80	Switch	Desk 0.75 to 0.85m	See Guidance Notes	n/a
		Temp Controlled Store	1	15.2	Laboratory	L1804	25	18	Radiant Panels	Remote Sensor Adj.	Yes	Ceiling Cassette - Chilled Water	Central Supply and Extract	6	6	Balanced	F7	43	60	500	n/a	None	A	80	Switch	Desk 0.75 to 0.85m	See Guidance Notes	n/a
		DSR	1	8.0	DSR	Y1510	28	18	Adjacent Space Transfer Air	None	No	None	Central Dirty Extract	0	10	Negative	None	43	60	100	n/a	None	A	90	Presence detection	Floor 0m	See Guidance Notes	n/a
		Record Store	1	15.0	Storage Area Equipment	W1585-??	28	16	Radiant Panels	Remote Sensor Adj.	No	None	Central General Extract	0	3	Negative	None	43	n/a	200	n/a	None	A	80	Presence detection	Floor 0m	See Guidance Notes	n/a
		Disposal Hold	1	10.0	Disposal Hold	Y0646	28	18	Adjacent Space Transfer Air	None	No																	

From: Brown, Maureen
Sent: 28 October 2014 19:04
To: Macrae, Colin; Stillie, David; 'Halcrow, Fiona [REDACTED]'; 'Mackenzie, Janice'
Cc: Greer, Graeme; Wholley, Andrew D
Subject: RHSC + DCN | Environmental Matrix
Attachments: 20141027 Environmental Matrix Comments.pdf

Importance: High

Hi all,

In response to our recent feedback to IHSL on their Environmental Matrix, please find attached their response.

They wish to discuss this in further detail at the proposed M&E meeting tomorrow afternoon.

Kind regards,

Mo

From: Aconex Notification (RHSC & DCN (PB)) [REDACTED]
Sent: 28 October 2014 15:02
To: Brown, Maureen
Subject: BMCE-GC-001410: Fwd: RE: Environmental Matrix

Dear **Maureen**,

You have received a new [General Correspondence: BMCE-GC-001410](#)

Project: RHSC & DCN (PB)

Type: General Correspondence

Mail Number: BMCE-GC-001410

To: Colin MacRae, Mott MacDonald Ltd (Head Office UK)

Cc: **Maureen Brown, Mott MacDonald Ltd (Head Office UK)**

Graeme Greer, Mott MacDonald Ltd (Head Office UK)

From: K Hall, Brookfield Multiplex Construction Europe

Sent: 28/10/2014 3:02:14 PM GMT (GMT +00:00)

Attribute 1: Stage 2 - Preferred Bid

Attribute 2: 33. M&E Building Services

Status: N/A

Subject: Fwd: RE: Environmental Matrix

Aconex

Project success. Easy as Aconex.

This email is automatically generated by Aconex.

If you would like to turn off email messages, log into Aconex and edit your "Notifications" user preferences.

If you need assistance please contact our helpdesk at the following numbers :

UK: [REDACTED]

Int: [REDACTED]

Regards,

The Aconex Team

This email and any attachments are confidential, subject to copyright and may be privileged. No confidentiality or privilege is lost by an erroneous transmission. If you have received this email in error, please let us know by reply email and delete or destroy this email and all copies. If you are not the intended recipient of this email you must not disseminate, copy or use the information in it.

Environmental Matrix Comments - 13 October 14

(Received week beginning 20 October 2014)

The Board has the following initial technical comments on the draft 1 of the Environmental Matrix;	IHSL Update 27 October 2014
1. The submitted Environmental Matrix does not reflect the current Schedule of Accommodation, e.g. theatres and DCN acute care changes are not included. IHSL to provide up to date Environmental Matrix.	Theatre requirements are contained within the guidance notes section. The document will be updated to include these rooms as per item 5 below.
2. Issues within the guidance notes relating to:	
a. Environmental Matrix still dated as version 13 issued 19th September 2012,	Date has been removed.
b. Humidification, the requirement is for the space for future installation,	Guidance notes amended accordingly.
c. HK Design reference to be removed.	Reference removed.
3. The detail contained in the Clinical Output Specification requires theatre temperatures to be able to be raised to 31°C for certain operations. IHSL to reflect this in the Environmental Matrix.	Guidance notes amended accordingly.
4. Body view rooms to be able to reduce temperature for body storage. IHSL to reflect this in the Environmental Matrix.	Is understood that this room requires a room temperature of 8 deg C. The guidance note has been amended however it is noted that this will require a specialist refrigeration unit and the building fabric will require to be insulated and appropriate finishes selected similar to a walk in cold room.
5. Room descriptions are given but no room numbers shown – IHSL to add room numbers.	The matrix shall be room types for each department with quantities. A cross reference to room numbers shall be added for RDD.
6. SHTM 03-01 clause 2.11 states;	
“Internal temperatures in patient areas should not exceed 28°C db for more than 50 hrs per year”, however the Board added an additional BCR clause regarding the 25°C as clarified below:	Rooms at 25°C are identified within the matrix.
“Measures shall be assessed, modelled and implemented to demonstrate that the internal air temperature of any room or area does not exceed the maximum acceptable level of 25°C for more than 50 hours per annum”.	This is not agreed for all rooms. Refer to Environmental Matrix for individual room temperatures.

The Board has the following initial technical comments on the draft 1 of the Environmental Matrix;	IHSL Update 27 October 2014
Further review and development of the Environmental Matrix is required to clarify the following;	The BCR's allow for several rooms to go to 28 deg C and we have not received a change order to reduce the temperature in these rooms.
a. There are some rooms at 28°C which are provided with comfort cooling.	We understand that Internal temperatures in these rooms should not exceed 28°C db for more than 50 hrs per year
b. There are areas / rooms in the Environmental Matrix that contradict the above BCR clause, hence once IHSL produce an updated Environmental Matrix, further discussion is required with the Board to confirm which rooms or areas are not going to meet the Clause.	As indicated during the workshops we do not consider this as a contradiction. The BCR has two clauses one for specific rooms based on the 25°C and another for rooms on the 28°C criteria.
7. Bedrooms 4ac/hr, SHTM says 6 ac/hr Bedrooms have no extract Bedroom en-suites 10 ac/hr, SHTM says 3 ac/hr Bedrooms stated as positive pressure, SHTM says 0 or –ve pressure The supply air to a bedroom has to be balanced with extract e.g. Bedroom area 19m ² and 2.4m high = volume 45.6m ³ x 6ac/hr =273.6 m ³ / hr En-suite area 5 m ² and 2.4m high = volume 12.0m ³ x 3ac/hr = 36 m ³ / hr To achieve balanced pressure within room bedroom extract required = 273.6 – 36 = 237.6 m ³ / hr	The scheme is based on the Reference design throughout which is essentially mixed mode with openable windows and 2/3rds mechanical supply air to all bedrooms. This gives physiological benefits with access to fresh air control by user and obvious Energy benefits. We have amended the environmental schedule to show the room being balanced which is provided by the opening window.
8. Recovery stated as 4 ac/hr, SHTM says supply and extract 15 ac/hr	15 ac/hr utilised with the current design, matrix amended accordingly.
9. Query DSR at 10 ac/hr, this seems high for a predominantly empty room – IHSL to confirm if this correct?	We have reviewed this and have amended the matrix to indicated 6 ac/hr.
10. Query disposal hold extract 10 ac/hr, this seems high – IHSL to confirm if this correct?	We have reviewed this and have amended the matrix to indicated 6 ac/hr.
11. Public telephone booth area of 2m ² fitted with a radiant panel – IHSL to confirm if this correct?	We have reviewed this and have removed this item. The area will be heated from the adjacent space.
12. Colour rendering all stated as 80 where certain areas should be 90.	We have reviewed this and have amended the matrix accordingly



Outgoing Email

Email has been Sent

From: Michael O'Donnell
Reply To: hk.glasgow@hulley.co.uk
Sent: Monday 15/02/2010 12:37
To: dmuir [REDACTED]
Cc: rhsc [REDACTED], Jeremy.Gran [REDACTED], Nick.Durham [REDACTED], rhsc [REDACTED], craig.dixor [REDACTED], s.scott [REDACTED], r.menzies [REDACTED], Jason.Speck [REDACTED], wbowie [REDACTED], gbrodie [REDACTED]
Subject: Re: RHSC Stage 3 Programme (HK review of interdependencies)

Project: Royal Hospital for Sick Children, Edinburgh.
 Our Ref: 11276/EDI/OEML/0086

Hi David;

Please note HK feedback on the Stage 3 Programme and interdependencies from our perspective. I don't think a mark up will be clear enough, so please go with the following bullets. It's clear the durations involve concurrent activities everywhere which make logical sequencing of the tasks between design team members a challenge.

HK Concept Design

Item 145 and 146 - dependent on 40
 Item 149 - dependent on 40/93/94
 Item 150 - dependent on 46
 Item 151 - dependent on 46 and 94
 Item 152 - dependent on 46
 Item 153 - dependent on 46
 Item 154 - dependent on 46
 Item 155 - dependent on 46
 Item 156 - dependent on 59

HK Scheme Design

Item 159 - dependent on 59
 Item 160 - dependent on 46 and 94
 Item 161 - dependent on 59
 Item 162 - dependent on 46 and 94
 Item 163 to 169 - dependent on 59
 Item 169 - requires Nightingale Codebook Files for all rooms resulting from Item 60. With regards to environmental issues, rather than employ ADB M&E sheets, HK will produce Environmental Matrix spreadsheet for each room type for easy reference as a user sign off tool.

HK Detail Design and Market Testing

Item 170 - dependent on 61 & 76
 And in addition, we would require:

- Reflected Ceiling Plan GA's
- Room Loaded GA's (especially showing all sanitary ware)
- Fire Strategy GA's (showing short duration fire walls, compartment lines, void cavity barriers etc

and FYI..

Stage 4 Construction Period Lookahead:

Please note the following additional lookahead issues:

Object ID: A42686387

- Detail design will be incomplete at FBC. Detail Design will progress beyond FBC as identified in Item 34 Construction Information of Version 3/4 of the Master Delivery Program.
- Construction phasing strategy/build sequence should be considered and identified to allow detail design and construction information priorities be sequenced accordingly.
- Consideration needs to be given to lead times for offsite assembly of service risers and corridor modules and toilet pods in accordance with detail design development, construction sequence and the design dependencies which relate to this.
- Consideration needs to be given to obtaining frozen ground floor GA's complete with all sanitary-ware requirements to allow ground slab pop-ups, pods etc to be confirmed to facilitate an above ground slab drainage design to facilitate the needs of Arup wrt item 121 on the program (Below Ground Foul and Surface water Drainage) and how this relates to Construction Sequence.

Hope this helps.

Regards

PLEASE NOTE: Our Glasgow office has moved to new premises. Our new address details are:

Hulley & Kirkwood Ltd, Head Office, Watermark Business Park, Govan Road, Glasgow, G51 2SE.
Tel: 0141 332 5466, Fax: 0870 928 1028



Outgoing Email

Email has been Sent

From: Michael O'Donnell

Reply To: hk.edinburgh@hulley.co.uk

Sent: Wednesday 08/09/2010 20:07

To: dmuir [redacted], rhsc [redacted], davidwilson [redacted]

Cc: r.hedivan [redacted], wbowie [redacted], bbrotherton [redacted],
hugh.burnfield [redacted], rhsc [redacted], nick.durham [redacted],
craig.dixon [redacted]

Subject: HK RDS Environmental Matrix

Project: Royal Hospital for Sick Children, Edinburgh.
Our Ref: 11276/EDI/OEML/0395

Further to recent discussions, please find attached first issue of HK RDS Environmental Matrix. This document is intended as an easier tool to replace ADB RDS M&E sheets for the elements covered in the matrix. This matrix has been developed using SoA V7 issued on 25th May 2010 and is a key driver of design for M&E Services.

By copy to Bam - can you advise if this is to be uploaded to BiW ?

Regards



RHSC RDS Environmental Matrix Sept 2010.pdf

PLEASE NOTE: Our Edinburgh office has moved to new premises. Our new address details are:

Hulley & Kirkwood Ltd, The Stack, Papermill Wynd, McDonald Road, Edinburgh, EH7 4QL.

Tel: 0131 558 4888, Fax: 0131 558 4889



Outgoing Email

Email has been Sent

From: Michael ODonnell
Reply To: hk.edinburgh@hulley.co.uk
Sent: Monday 12/03/2012 12:26
To: thomas.brady [REDACTED]
Cc: neil.mclennan [REDACTED]
Subject: Fwd: Environmental matrix & Thermal comfort paper (NHSL Comments)

Project: RHSC/DCN Reference Design
 Our Ref: 11276A/EDI/OEML/0468

Tom - for info.

 From: "Gillies, Graham" <[REDACTED]> on 07/03/2012 13:36:32
 To: <Michael.ODonnel[REDACTED]>
 cc:
 Subject: Environmental matrix & Thermal comfort paper

Original Message:

Michael,

As discussed notes from my meeting with Estates:

Thermal Comfort Paper

1. NHSL guidance states that all general medical/clinical areas temp design max of 25C.
2. Window openings 100mm, this will not be to all areas. Exclusive non patient areas will not have the restrictors.

Environmental matrix

1. NHSL guidance states that all general medical/clinical areas temp design max of 25C. Critical Care, theatres up to 28C, Burns & Plastic Dressings may be higher.
2. Localised control +/- 2C.
3. Comfort cooled will be by AHP.

Regards.

GRAHAM GILLIES

Project Manager, Capital Planning and Projects, NHS Lothian

Tel: [REDACTED]

Mob: [REDACTED]

Fax: [REDACTED]

email: [REDACTED]

1 Rillbank Terrace
Edinburgh
EH9 1LN

SAVE PAPER - please do not print out this email unless absolutely necessary.

Object ID: A42686387

The information contained in this message may be confidential or legally privileged and is intended for the addressee only. If you have received this message in error or there are any problems please notify the originator immediately. The unauthorised use, disclosure, copying or alteration of this message is strictly forbidden.



**Royal Hospital for Sick Children/
Department of Clinical Neuro-Sciences
Ward Room
Thermal Comfort Analysis**

February 2012

Hulley & Kirkwood Consulting Engineers Ltd

The Stack
Ground Floor
Papermill Wynd
McDonald Road
Edinburgh
EH7 4QL

(t): [REDACTED]
(f): [REDACTED]
(e): hk.edinburgh@hulley.co.uk
(w): www.hulley.co.uk

.....Making Buildings Work

Prepared By: Jonathan McMillan
Authorised By: Michael O'Donnell
Rev.: -
Date: 21/02/12

Doc. location: K:\Edinburgh2\projects\Drawings\11276A\Documentation\Rpts&Sch\Comfort
Analysis\11276a_Thermal Comfort Analysis.doc

Royal Hospital for Sick Children/ Department of Clinical Neuro-Sciences

Ward Room Thermal Comfort Analysis

February 2012

REV	DESCRIPTION	PREPARED BY	DATE
Issue No. 1	First issue	Jonathan McMillan	17/02/12

Index

1.0	Introduction.....	5
1.1	Building Energy Modelling.....	5
1.2	Simulation Progression.....	6
2.0	Simulation Component Properties.....	7
2.1	Building Fabric and Window Design.....	7
2.2	Building Air Tightness.....	8
2.3	Internal Conditions & Associated Heat Gains.....	8
2.4	External Conditions.....	9
2.5	Space Conditioning Systems.....	10
2.6	Building Geometry.....	11
3.0	Thermal Profile Results.....	15
3.1	Simulation 1.....	18
3.2	Simulation 2.....	23
3.3	Simulation 3.....	28
4.0	Conclusions.....	33
5.0	Concluding Remarks.....	34

1.0 Introduction

This study has been prepared by Jonathan McMillan for Hulley Sim, a sustainable building design and simulation division within Hulley & Kirkwood Ltd. The purpose of this study is to:

- § Determine peak annual internal temperature profiles for typical single ward room accommodation, within the proposed Royal Hospital for Sick Children & Department of Clinical Neuro-Sciences Building, through dynamic thermal simulation for the Reference Design Stage envisaged solution of providing ward rooms with mechanical ventilation and comfort cooled fresh air.
- § To verify that mechanically ventilated and comfort cooled ward rooms have summertime peak temperatures which do not exceed the NHSL maximum internal temperature of 25°C.
- § To demonstrate that with natural ventilation only ward rooms could potentially experience significant hours of internal temperatures above 25°C and up to 28°C and in many cases more than 50 hours above 28°C referred to in SHTM 03-01 guidance.

Executive Summary

- § The profiles in Simulations 1 & 2 show that the internal temperatures in ward rooms can be maintained at comfortable levels with 4 ACH (air changes per hour) of cooled fresh air supply mechanical ventilation and could be controlled in summertime between 22°C and 25°C maximum.
- § The results for Simulation 3 demonstrate that during peak summertime conditions, the ward rooms internal temperatures are predicted to rise above 28°C with natural ventilation only in almost all rooms simulated. Further interrogation shows significant hours between 25°C and 28°C experienced, representing a period extending across summer months.

1.1 Dynamic Thermal Modelling

Dynamic thermal modeling (DTM) has been utilized to establish building thermal profiles. The RHSC / DCN Building, as per the final 1:200 Reference Design Stage architectural layouts was simulated with respect to varying time dependant internal and external conditions affecting heat gains, bulk air flow movement & solar gain. The accuracy of the model, and hence the validity of any proposals, are governed by the assumptions made, and the resolution of the model's geometry. The model's geometry was accurately drawn from 1:200 departmental layouts supplied by the Architect, Nightingale Associates. Assumptions on the occupancies and internal heat gains were based on typical values for specific operational area usage. The input data, including the local weather data, is processed by thermodynamic algorithms in order to predict the environmental conditions experienced in each of the operational areas. The latest version of IES Virtual Environment modelling software has been used (IES version 6.4). The details of which are given in Table 1.1.

Calculation Engine:	Apache
Calculation Engine (version):	V6.4
Interface to Calculation Engine:	IES Virtual Environment

Table 1.1. Calculation Tool Details

1.2 Simulation Progression

In order to understand the effect of multiple system variables and possible system control options the following simulations were performed;

- § **Simulation 1** – Ward rooms served by mechanical fresh air supply, rated to 4 ACH (Air Changes per Hour), cooled to control zone temperatures to 25°C or less. Windows in simulated spaces are closed continually.
- § **Simulation 2** - Ward rooms served by mechanical fresh air supply, rated to 4 ACH (Air Changes per Hour), cooled to control zone temperatures to 25°C or less.

In addition to mechanically supplied fresh air, each simulated zone is subject to natural ventilation through a 100mm restricted window opening of dimensions typically 1.3m by 1.6m wide providing 0.416m² of free ventilation opening area. Natural ventilation is simulated through the dynamic bulk airflow programme Macro Flow. Bulk airflow movement is driven by the following factors:

- Window opening area specific to each simulated space and opening configuration.
- External dry bulb temperature, derived from local historic weather data
- External barometric pressure, derived from local historic weather data

- § **Simulation 3** – No mechanical cooled fresh air supply ventilation. Natural ventilation is simulated as per Simulation 2.

It should be noted that Simulation 3 is provided as a means of comparison, to illustrate the conditions which would occur if mechanical ventilation with cooling were not provided, which NHSL would not find acceptable given experiences in the adjacent ERI for ward rooms reliant on natural ventilation alone, hence the briefed maximum internal temperature of 25°C

It should be noted that The Reference Design Envisaged Solution does not rely on natural ventilation alone in any way to maintain internal temperatures within comfort levels and provides a robust level of control of internal temperatures and therefore thermal comfort by employing cooled mechanical fresh air supply ventilation which could operate in conjunction with supplementary natural ventilation as well as without it.

2.0 Simulation Component Properties

2.1 Building Fabric and Window Design

The following building fabric U-Values have been incorporated into the dynamic thermal simulation model. Solar glass has been specified for regions of the façade predicted to be exposed to high levels of solar gain through direct sunlight exposure. Glazing in all other areas has been defined as a clear Low-E glass. The material properties for the simulation model have been defined as follows;

	U-Value W/m ² K
External Wall	0.21
Floor	0.20
Roof	0.20
Fire Doors	1.7
Windows	1.7

Glass Construction Typical	
Outer Layer	8mm Clear Float Glass
Cavity	16mm Air Cavity
Inner Layer	8mm Clear Float Glass
Low-E glass material Properties - Typical	
U-value	2.0
g-value	61%
Light Transmission	75%
Solar glass material Properties - Typical	
U-value	1.9
g-value	40%
Light Transmission	66%

It should be noted that for the purposes of this study, in the absence of both an evolved prescriptive glazing strategy and elevation details, glazing has been set to meet the minimum guidelines set out in HTM 55 regarding window size, location and opening restrictions. For the purposes of this simulation all opening windows have been set such that opening area is equivalent to that achieved if a 100mm restrictor were fitted to a top hung window measuring 1.3m by 1.6 m, providing a minimum natural ventilation free area of 0.416m².

Cold bridging details

IES Virtual Environment incorporates cold bridging details by using specific ψ values, measured W/(m.K), for the relevant building element junctions.

	Junctions involving metal cladding	Junctions not involving metal cladding
Type of Junction	ψ (W/(m.K))	ψ (W/(m.K))
Roof-Wall	0.6	0.12
Wall-Ground Floor	1.15	0.16
Wall-Wall Corner	0.25	0.09
Wall – Floor (not ground)	0.07	0.07
Lintel above window	1.27	0.3
Sill below window	1.27	0.04
Jamb at window/door	1.27	0.05

2.2 Building Air Tightness

The infiltration rate was set to represent an air permeability of $7.5\text{m}^3/\text{h}/\text{m}^2$ at 50Pa. This is a minimum backstop within the Section 6 Compliance model.

2.3 Internal Conditions & Associated Heat Gains

The various operational zones were subject to internal gains determined from National Calculation Method (NCM) templates and operational schedules. NCM templates were used to describe the daily activities and associated gains for the following room types.

- Bedroom
- Patient Accommodation Day
- Multi-bed Wards

For the National Calculation Method (NCM) templates detailed above, the following gains are taken into account;

Occupancy sensible	99.6	w/m^2 with 12.5 m^2 per person
Occupancy latent	40.04	w/m^2 with 12.5 m^2 per person
Lighting	6.5	w/m^2
Activity specific equipment	5.0	w/m^2
Miscellaneous small power	5.0	w/m^2

Each of the above gains are controlled by daily schedules for various operational usage.

Occupancy gains have been controlled by daily schedules which increase the number of occupants to three during anticipated visiting hours.

In addition to the typical NCM gains detailed for each zone, the amount of passive solar gain is calculated using our solar analysis package VE Suncast. Suncast uses detailed solar axis and azimuth tables to determine the angle and intensity of incident solar radiation on each exposed surface. Refer to section 2.4 for details of the tables used.

2.4 External Conditions

Each scenario was simulated with respect to statistically predicted weather data and the local solar path, determined by the location and orientation of the site. Details of the solar path and annual ambient thermal profile can be seen in sections 2.4.1 & 2.4.2 respectively.

2.4.1 Solar Axis and Azimuth

The following data is embedded within IES and is used to determine the magnitude of solar gain experienced due to direct sunlight exposure.

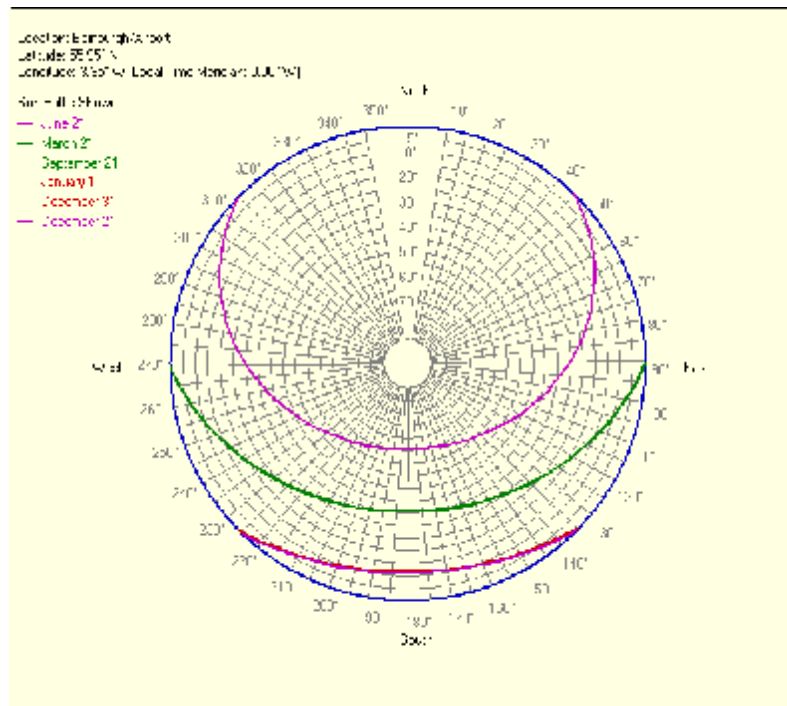
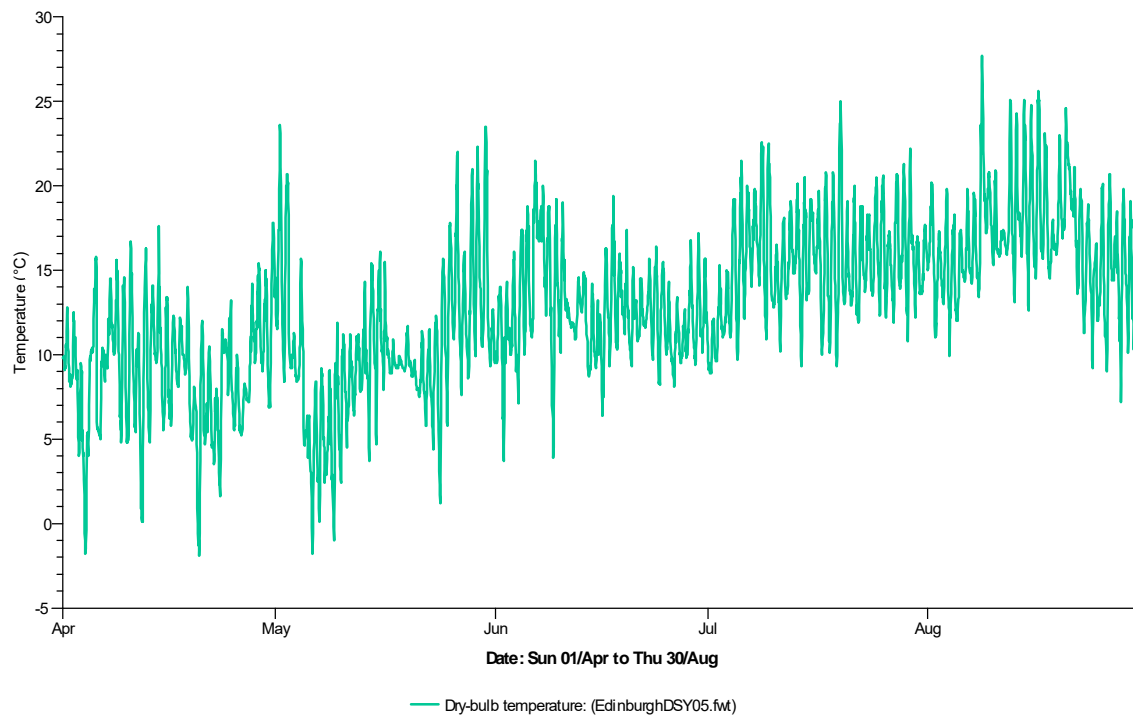


Figure 2.4.1 Solar Path Data

2.4.2 Ambient External Dry Bulb Temperature

The Design Summer Year (DSY) weather file for Edinburgh has been used. The Design Summer Year consists of an actual 1-year sequence of hourly data, selected from the 20-year data sets to represent a year with a hot summer



2.5 Space Conditioning Systems

Thermal templates have been created to reflect the space heating and ventilation systems present in the Royal Hospital for Sick Children & Department of Clinical Neuro-Sciences Reference Design Stage building envisaged solution.

Ward ventilation systems incorporated can be described as follows;

- LTHW radiant panels with local TRV temperature control with tempered and comfort cooled fresh air supply and dirty extract ventilation via adjacent en-suites through central mechanical AHU plant and central dirty extract plant.
- Summertime fresh air supply can be cooled to 16 degrees Celsius to maintain an ambient air temperature of 22 degrees Celsius, if necessary, in ward areas. Natural ventilation can be utilised as desired in addition to cooled fresh air supply. However in operational reality, management procedures would ensure an appropriate use of opening windows should ambient temperatures be greater than internal temperatures to conserve energy.

2.6 Building Geometry

A geometrically accurate representation of the proposed Royal Hospital for Sick Children & Department of Clinical Neuro-Sciences Reference Design Stage envisaged building was constructed from final 1:200 Reference Design Stage architectural layouts using the Model IT package within the IES Virtual Environment. This can be seen in figures 2.6.1 to 2.6.3 below.

As this study concerns the thermal comfort of ward rooms throughout the building, with the aim of verifying that mechanically ventilated and cooled ward rooms have summertime peak temperatures which provides for robust levels of thermal comfort whereby internal temperatures of 25°C or less can be provided throughout summertime months.

A selection of rooms has been chosen to represent the likely worst case combination of;

- § Exposure to solar gain
- § Density of occupation
- § Provision of mechanically supplied cooled air.

As such critical care and high dependency type ward rooms which receive air change rates in the region of 10ACH, have not been analysed in this study. Room types that have been analysed are illustrated in figure 2.6.5 below.

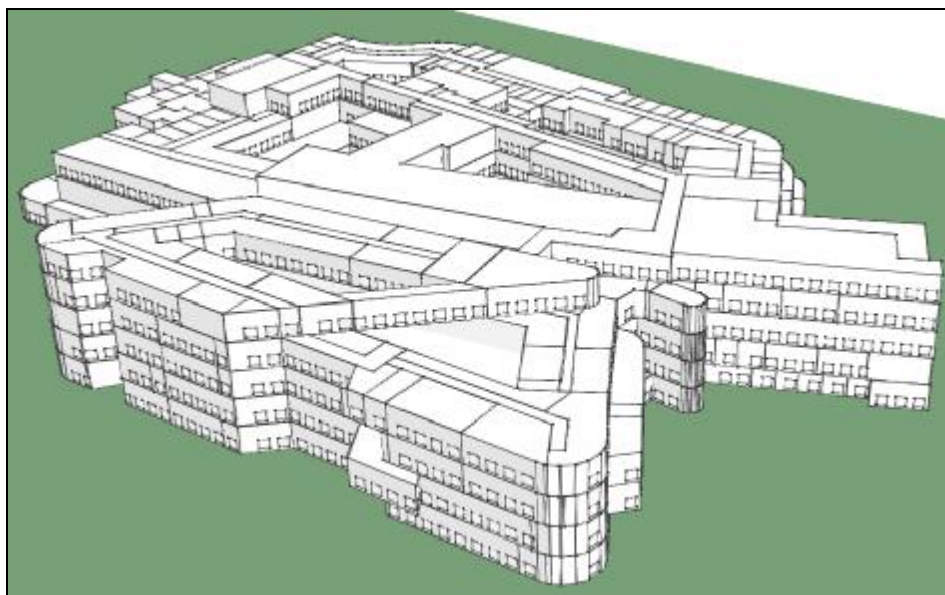


Figure 2.6.1 Model Geometry

2.6/...

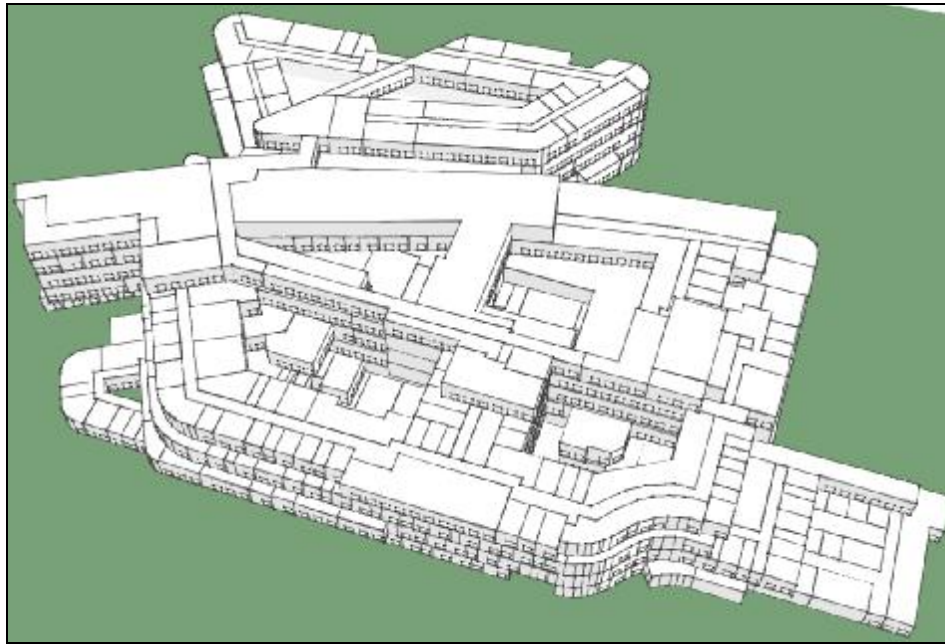


Figure 2.6.2 Model Geometry

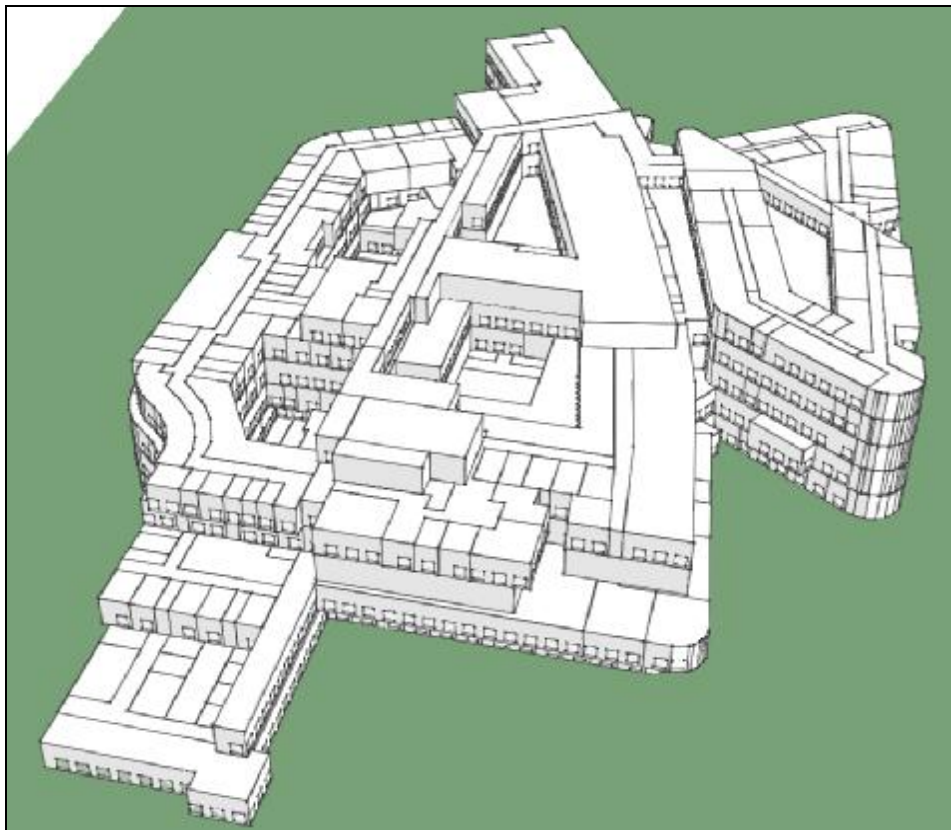


Figure 2.6.3 Model Geometry

2.6/....

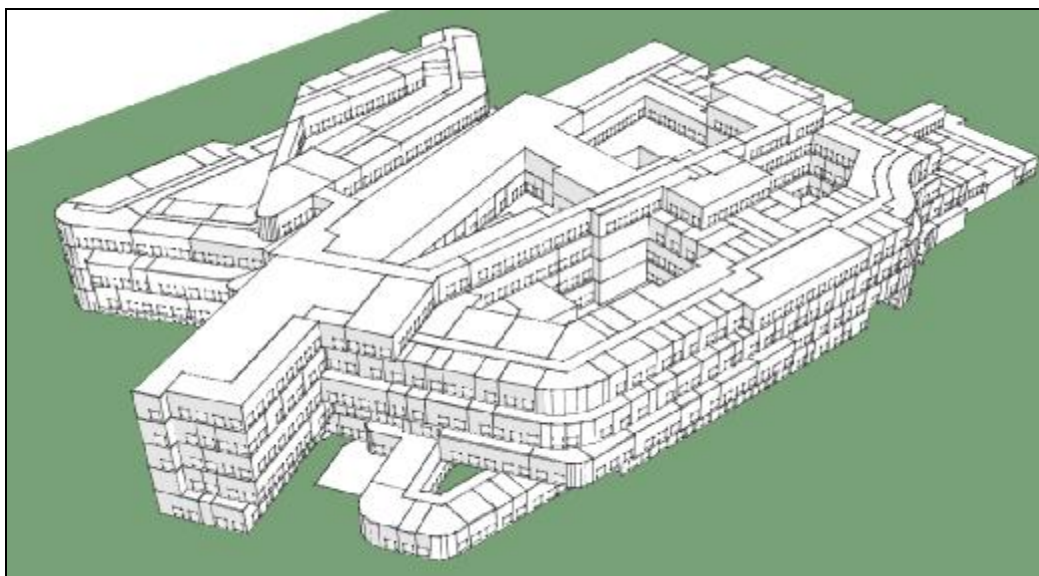


Figure 2.6.4 Model Geometry

2.6.1 Analysed Rooms

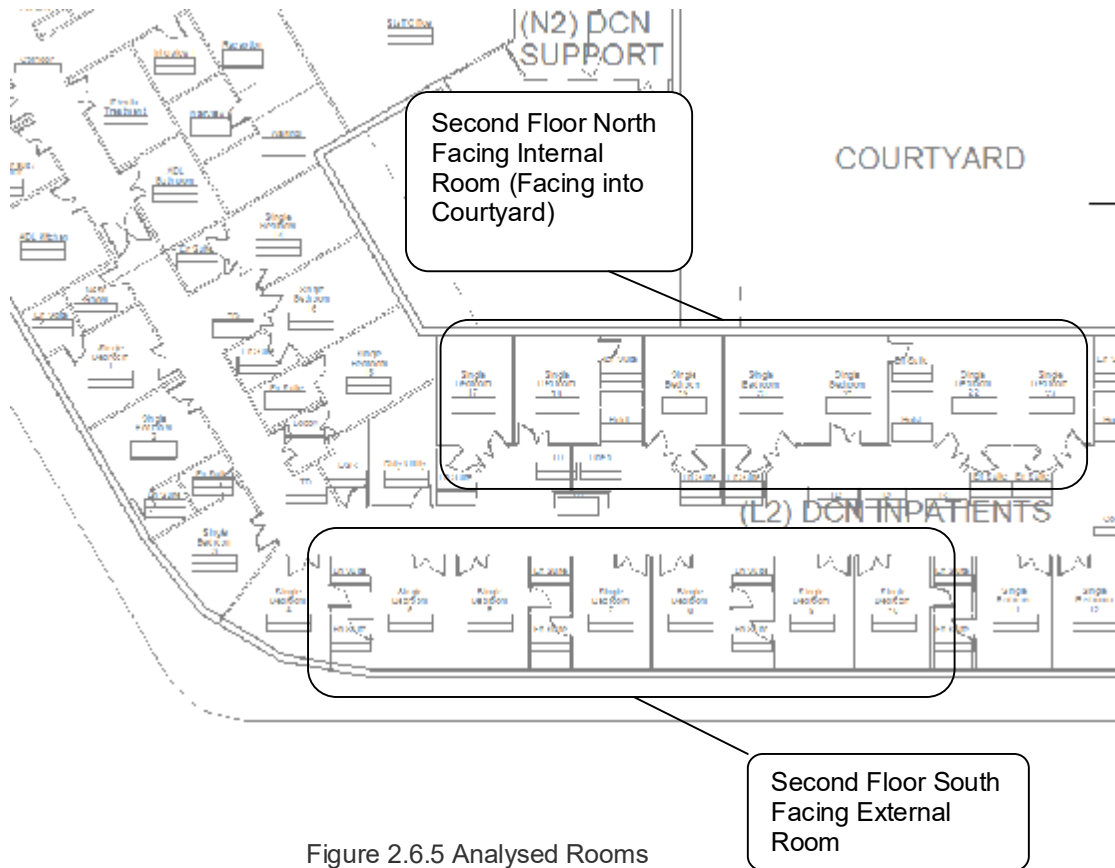


Figure 2.6.5 Analysed Rooms

3.0 Thermal Profile Results

Sections 3.1 – 3.2 present graphical results for room temperature (Dry Resultant Temperature) for both the whole summer period and for the day on which the peak temperature was recorded. For peak day graphs the following system variables are presented in order to place peak temperatures in context;

- § Room Temperature profile (Dry Resultant Temperature).
- § External Dry bulb temperature profile, derived from local historical weather data.
- § Solar gain profile, derived from “Suncast” solar shading calculations and from the intrinsic material properties of building glazing systems.
- § Internal room gains in kW, comprising occupancy, lighting, equipment and external conduction.

Note that due to the dynamic nature of the thermal simulation and the multiple variables which drive the simulation, peak temperatures for individual rooms will often occur on different days.

Simulation Summary Results

The following tables, Table 3.0.1 – 3.0.6, detailed overleaf provide an overview of “Hours Above” given temperature bands for each Simulation which are detailed below for ease of reference.

- § **Simulation 1** – Ward rooms served by mechanical fresh air supply, rated to 4 ACH (Air Changes per Hour), cooled to control zone temperatures to 25°C or less. Windows in simulated spaces are closed continually.
- **Simulation 2** - Ward rooms served by mechanical fresh air supply, rated to 4 ACH (Air Changes per Hour), cooled to control zone temperatures to 25°C or less.

In addition to mechanically supplied fresh air, each simulated zone is subject to natural ventilation through a 100mm restricted window opening of dimensions typically 1.3m by 1.6m wide providing 0.416m² of free ventilation opening area. Natural ventilation is simulated through the dynamic bulk airflow programme Macro Flow. Bulk airflow movement is driven by the following factors:

- Window opening area specific to each simulated space and opening configuration.
- External dry bulb temperature, derived from local historic weather data
- External barometric pressure, derived from local historic weather data
- **Simulation 3** – No mechanical cooled fresh air supply ventilation. Natural ventilation is simulated as per Simulation 2.

Room	Bedroom 1						
Room Type	Exposed External Facing Single Ward Bedroom (South Facing)						
Temperature Band	22 C	23 C	24 C	25 C	26 C	27 C	28 C
Simulation 1 - Hours Above	1559	555	79	0	0	0	0
Simulation 2 - Hours Above	1610	594	96	0	0	0	0
Simulation 3 - Hours Above	3005	2096	1329	958	554	239	82

Table 3.0.1 Bedroom One Results

Room	Bedroom 2						
Room Type	Exposed External Facing Single Ward Bedroom (South Facing)						
Temperature Band	22 C	23 C	24 C	25 C	26 C	27 C	28 C
Simulation 1 - Hours Above	1305	336	17	0	0	0	0
Simulation 2 - Hours Above	1352	363	19	0	0	0	0
Simulation 3 - Hours Above	3079	2140	1278	815	425	167	46

Table 3.0.2 Bedroom Two Results

Room	Bedroom 3						
Room Type	Exposed External Facing Single Ward Bedroom (South Facing)						
Temperature Band	22 C	23 C	24 C	25 C	26 C	27 C	28 C
Simulation 1 - Hours Above	1064	211	10	0	0	0	0
Simulation 2 - Hours Above	1104	235	13	0	0	0	0
Simulation 3 - Hours Above	2830	1867	1185	800	431	170	55

Table 3.0.3 Bedroom 3 Results

Room	Bedroom 4						
Room Type	Sheltered Court Yard Facing Single Ward Bedroom (North Facing)						
Temperature Band	22 C	23 C	24 C	25 C	26 C	27 C	28 C
Simulation 1 - Hours Above	1115	75	0	0	0	0	0
Simulation 2 - Hours Above	1075	26	0	0	0	0	0
Simulation 3 - Hours Above	2956	1973	1125	687	269	76	6

Table 3.0.4 Bedroom 4 Results

Room	Bedroom 5						
Room Type	Sheltered Court Yard Facing Single Ward Bedroom (North Facing)						
Temperature Band	22 C	23 C	24 C	25 C	26 C	27 C	28 C
Simulation 1 - Hours Above	897	26	0	0	0	0	0
Simulation 2 - Hours Above	935	30	0	0	0	0	0
Simulation 3 - Hours Above	3321	2044	1021	534	176	29	0

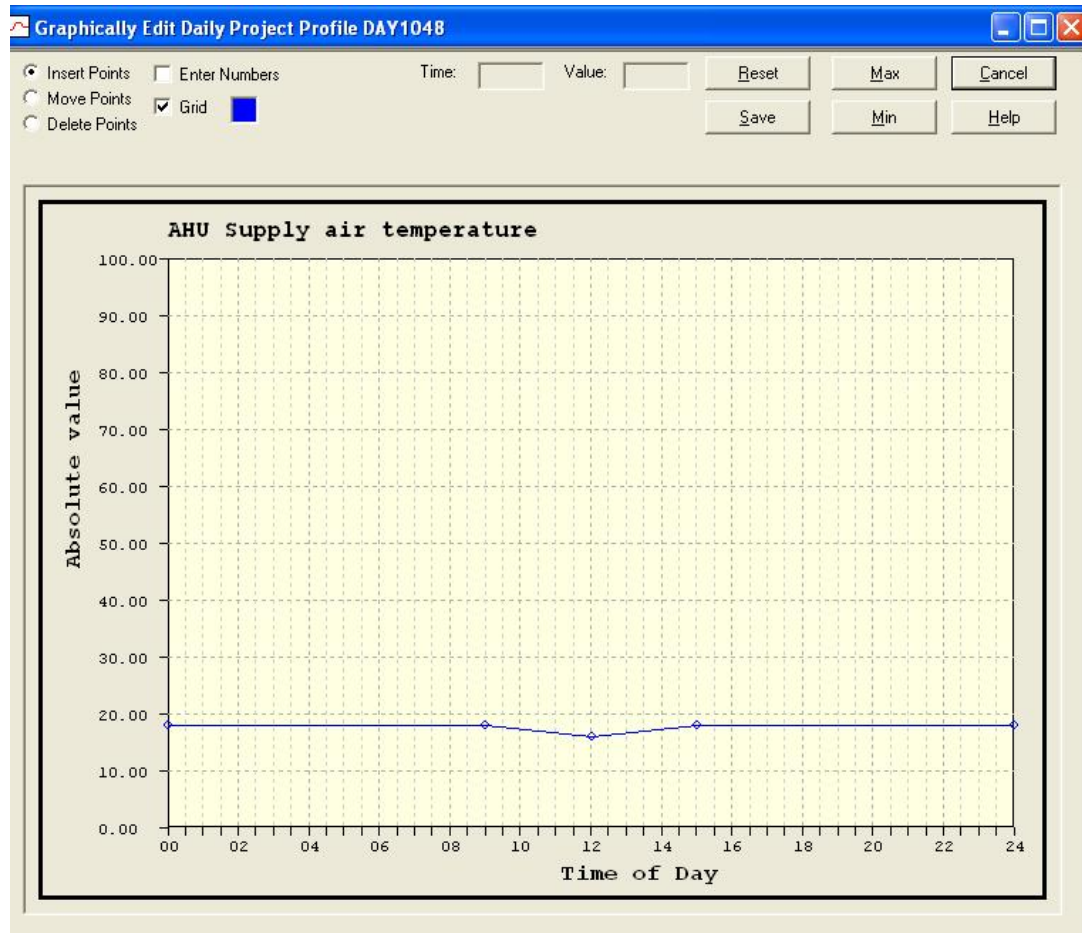
Table 3.0.5 Bedroom 5 Results

Room	Bedroom 6						
Room Type	Sheltered Court Yard Facing Single Ward Bedroom (North Facing)						
Temperature Band	22 C	23 C	24 C	25 C	26 C	27 C	28 C
Simulation 1 - Hours Above	1039	50	0	0	0	0	0
Simulation 2 - Hours Above	1070	55	0	0	0	0	0
Simulation 3 - Hours Above	2953	1972	1139	711	293	87	15

Table 3.0.6 Bedroom 6 Results

3.1 Simulation 1

- § Mechanical Ventilation with cooled fresh air supply. Supply air temperature profile as follows;



- § No Natural Ventilation – Macro flow window opening profile disabled. Windows closed.

3.1.1 External Facing Room

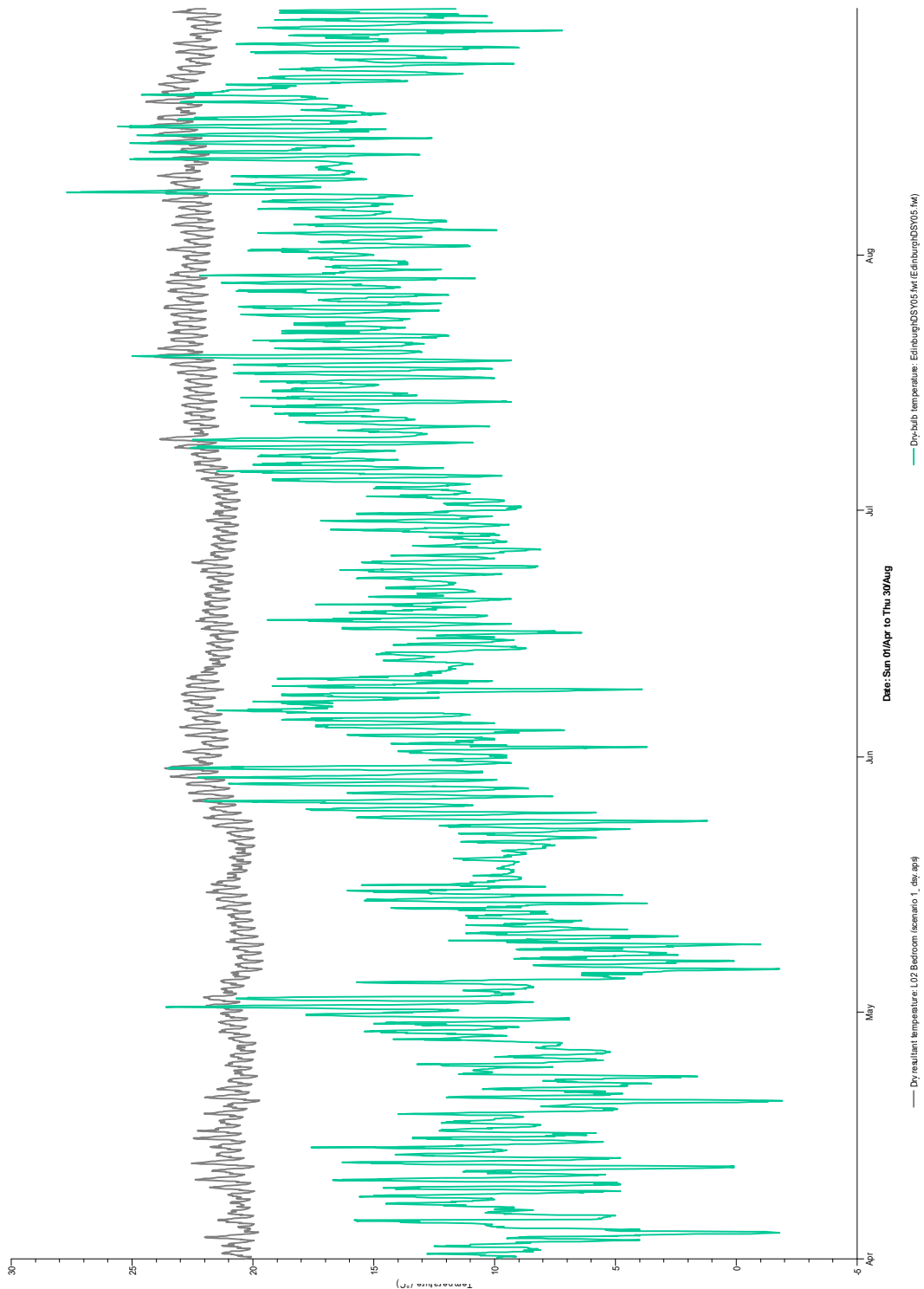


Figure 3.1.1 Simulation 1 - Mechanical Ventilation with Cooled Fresh Air Supply - External Facing Room - Summertime Temperature Profile

3.1.2 External Facing Room



Figure 3.1.2 Simulation 1 - Mechanical Ventilation with Cooled Fresh Air Supply External Facing Room - Peak Day Temperature Profile with influencing gains

3.1.3 Courtyard Facing Room

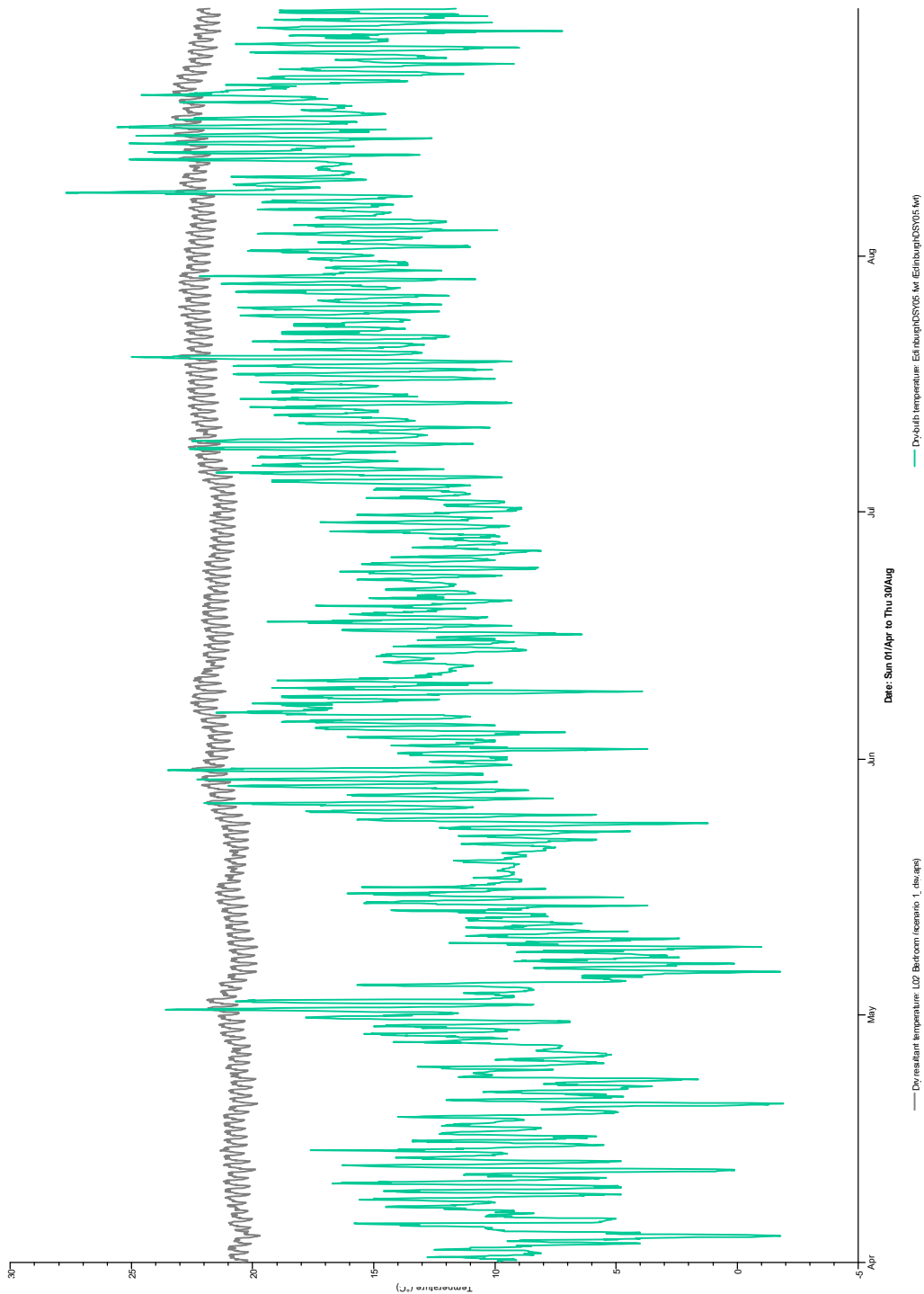


Figure 3.1.3 Simulation 1 - Mechanical Ventilation with Cooled Fresh Air Supply - Courtyard Facing Room - Summertime Temperature Profile

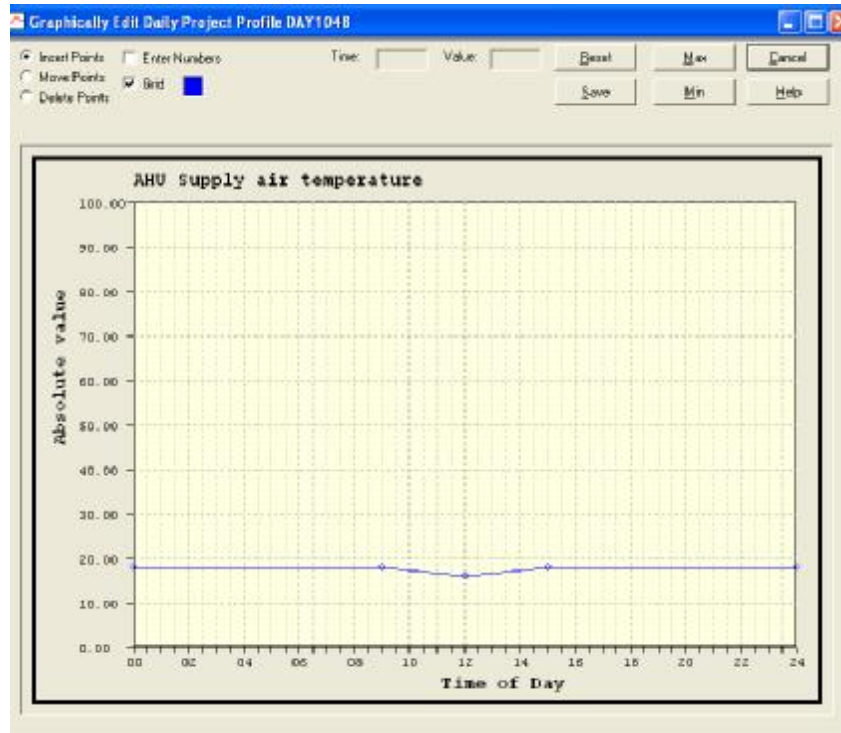
3.1.4 Courtyard Facing Room



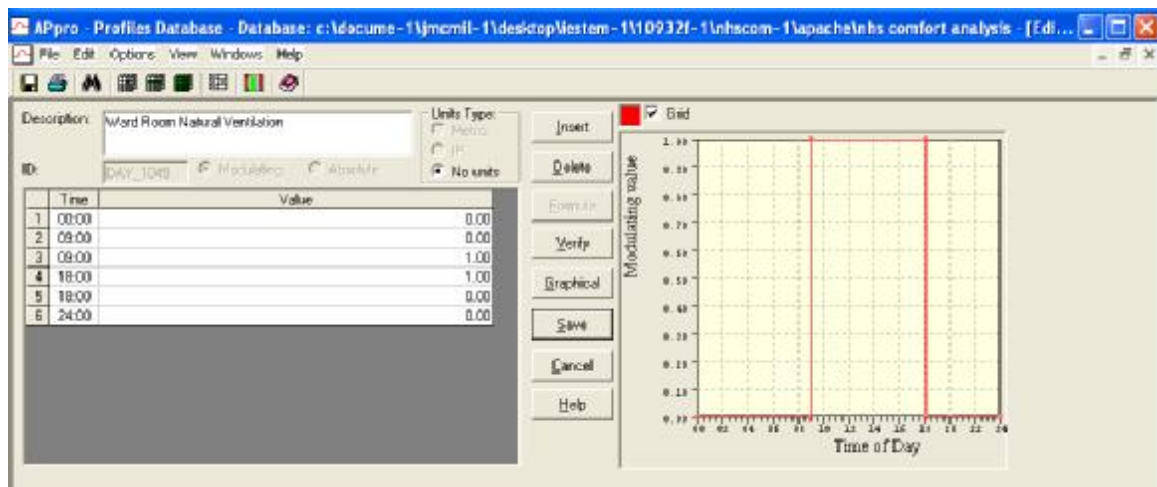
Figure 3.1.4 Simulation 1 - Mechanical Ventilation with Cooled Fresh Air Supply - Courtyard Facing Room - Peak Day Temperature Profile with influencing gains

3.2 Simulation 2

- § Mechanical Ventilation with cooled supply. Supply air temperature profile as follows;



- § Natural Ventilation – Macro flow window opening profile enabled. Windows open from 09:00 to 18:00. Modulating profile applied as follows;



3.2.1 External Facing Room

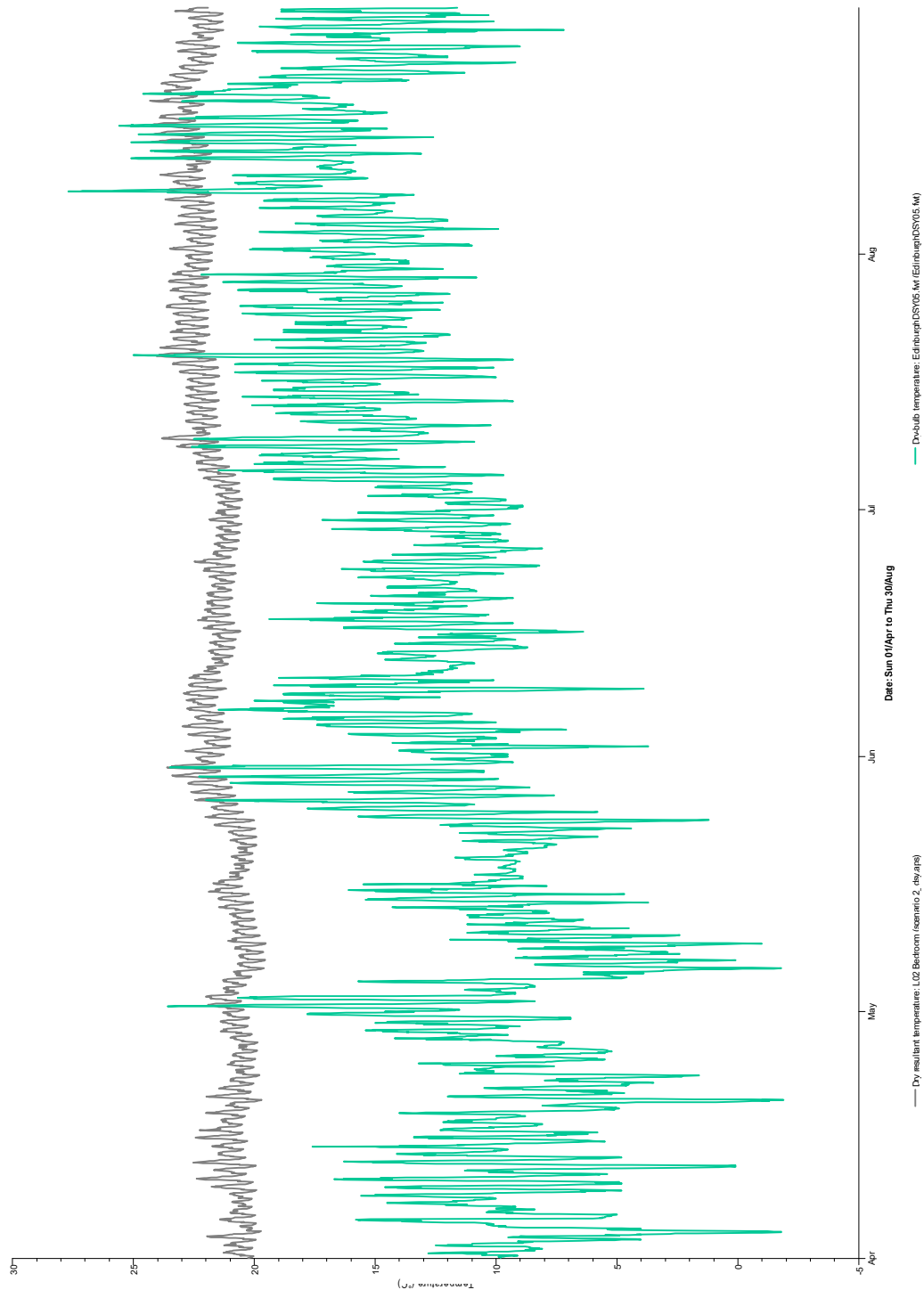


Figure 3.2.1 Simulation 2 - Mechanical Ventilation with Cooled Fresh Air Supply and Natural Ventilation - External Facing Room Summertime Temperature Profile

3.2.2 External Facing Room



Figure 3.2.2 Simulation 2 - Mechanical Ventilation with Cooled Fresh Air Supply and Natural Ventilation - External Facing Room - Peak Day Temperature Profile with influencing gains

3.2.3 Courtyard Facing Room

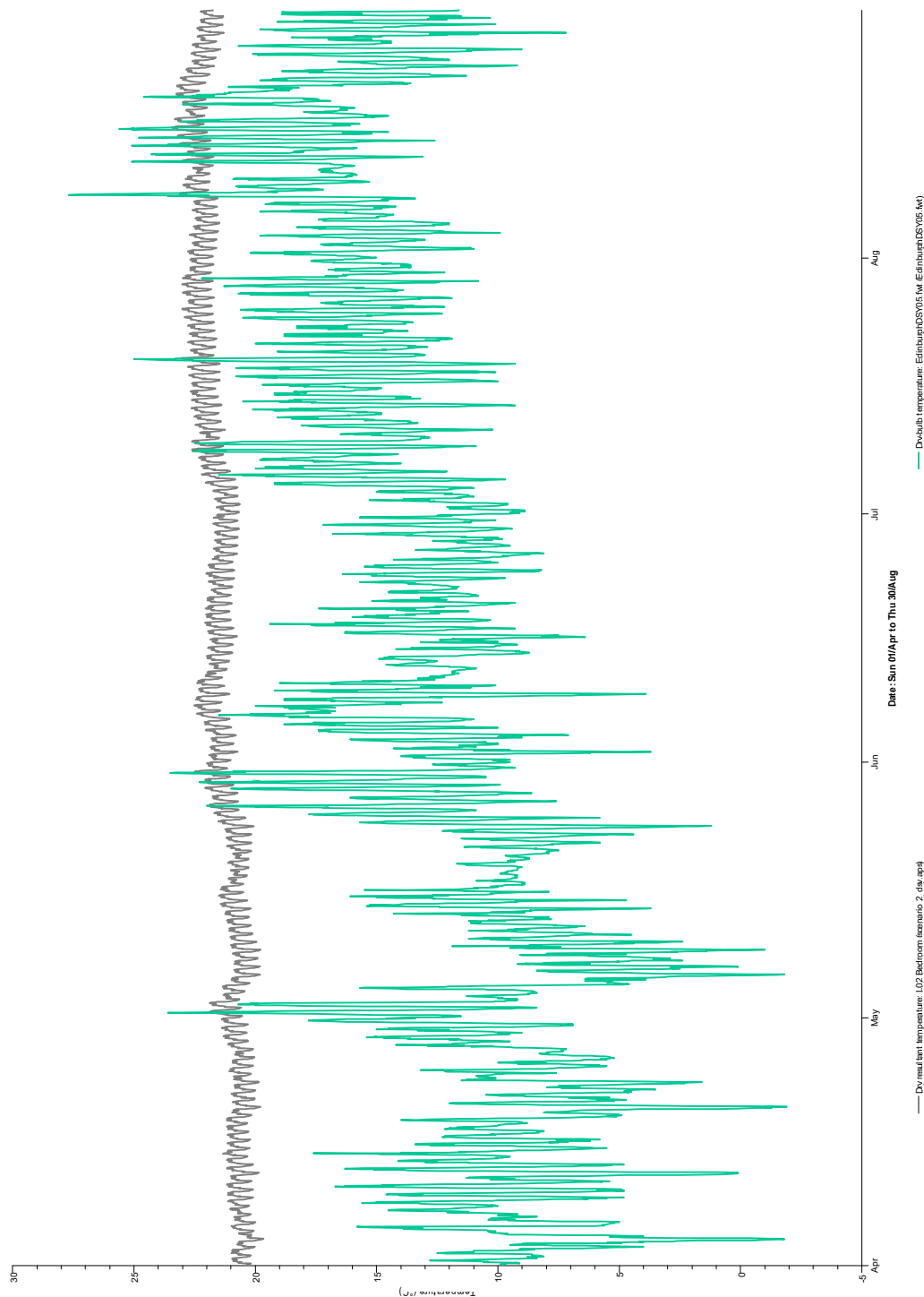


Figure 3.2.3 Simulation 2 - Mechanical Ventilation with Cooled Fresh Air Supply and Natural Ventilation - Courtyard Facing Room Summertime Temperature Profile

3.2.4 Courtyard Facing Room


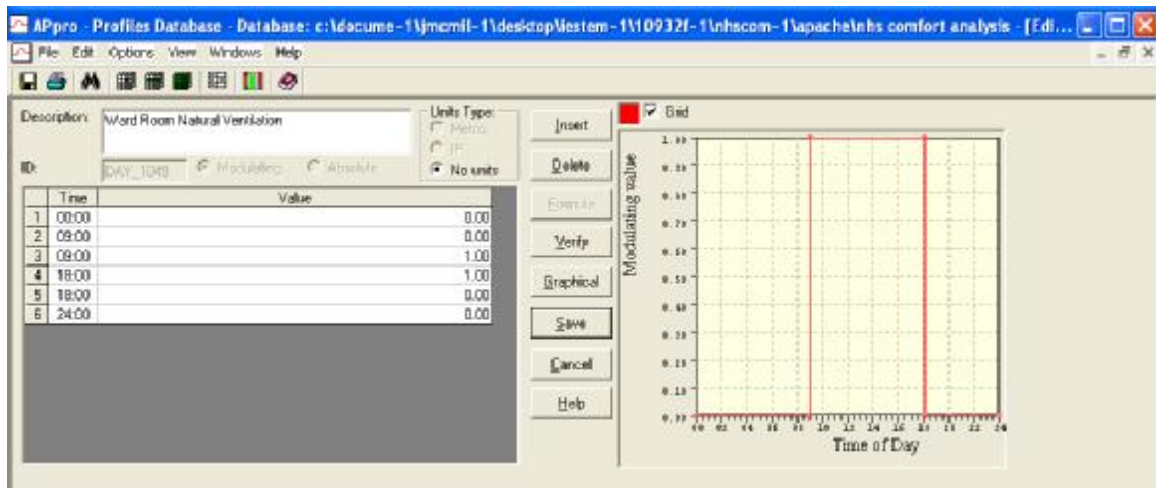


Figure 3.2.4 3 Simulation 2 - Mechanical Ventilation with Cooled Fresh Air Supply and Natural Ventilation - Courtyard Facing Room - Peak Day Temperature Profile with influencing gains

3.3 Simulation 3

- § No mechanical, comfort cooled fresh air supply.
- § Natural Ventilation – Macro flow window opening profile enabled. Windows open from 09:00 to 18:00. Modulating profile applied as follows;



3.3.1 External Facing Room

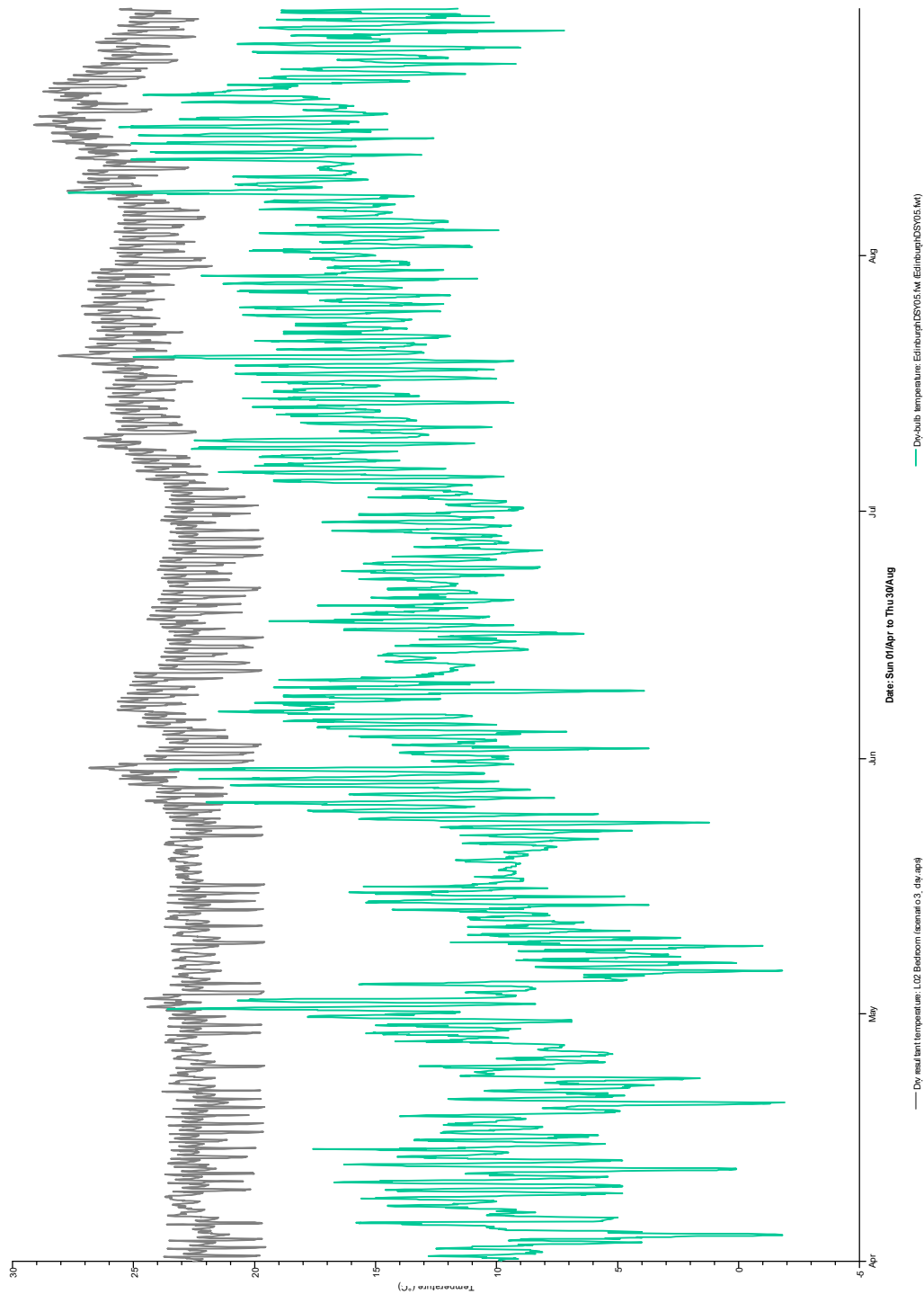


Figure 3.3.1 Simulation 3 – Natural Ventilation Only - External Facing Room - Summertime Temperature Profile

3.3.2 External Facing



Figure 3.3.2 Simulation 3 – Natural Ventilation Only - External Facing Room - Peak Day Temperature Profile with influencing gains

3.3.3 Courtyard Facing Room

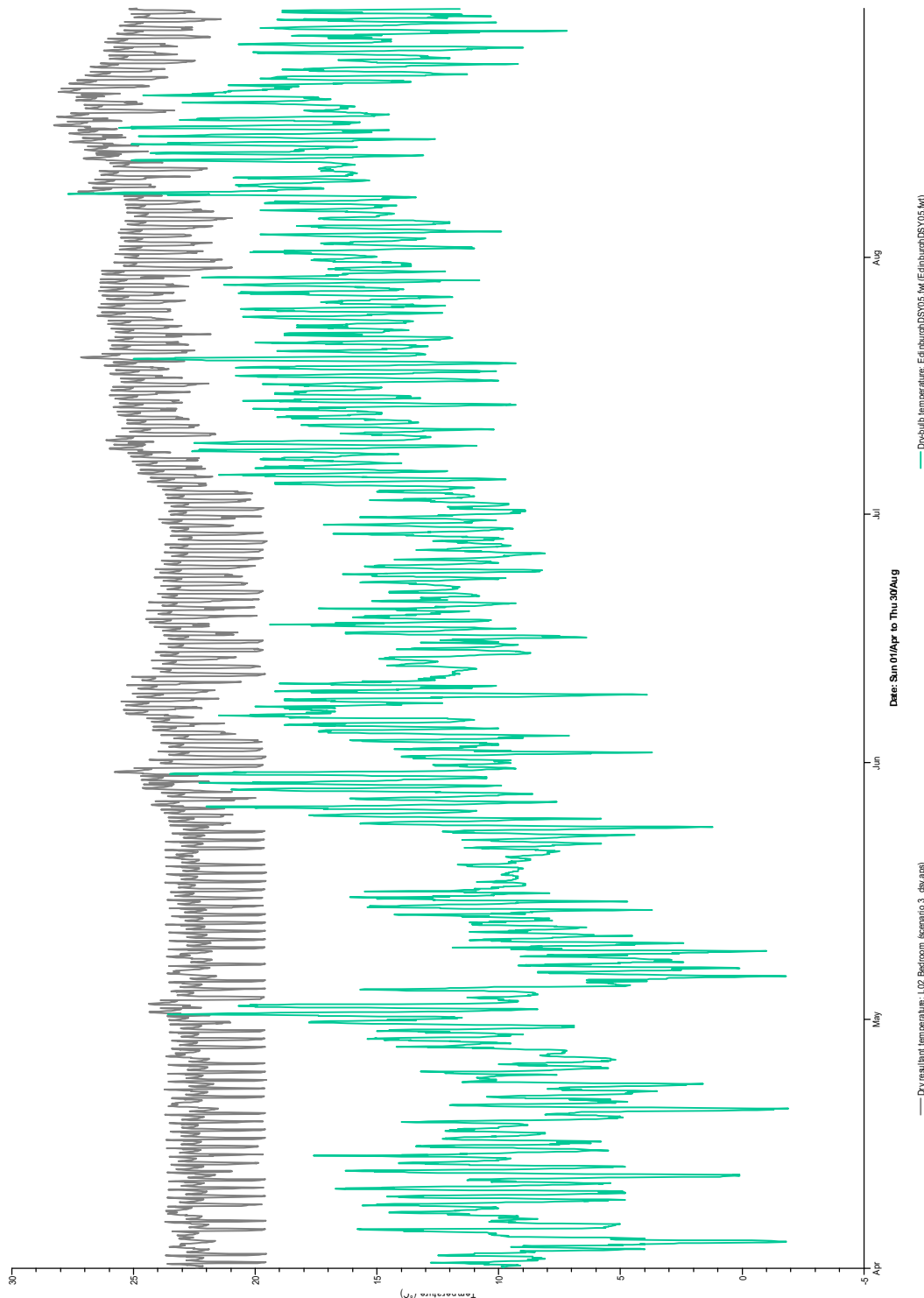


Figure 3.3.3 Simulation 3 – Natural Ventilation Only - Courtyard Facing Room - Summertime Temperature Profile

3.3.4 Courtyard Facing




Figure 3.3. Simulation 3 – Natural Ventilation Only - Courtyard Facing Room - Peak Day Temperature Profile with influencing gains

4.0 Conclusions

- § The thermal profiles observed in Simulations 1 & 2 show that the internal temperatures in ward rooms can be maintained at comfortable levels with mechanical ventilation and cooling available, and could be controlled throughout summertime providing a robust level thermal comfort as illustrated in the Summary Results Table in Section 3.0.
- § The results for Simulation 3 demonstrate that during peak summertime conditions, the ward rooms internal temperatures experience significant hours between 22oC and 28oC representing compromised thermal comfort levels for much of the summer months. NHSL would not find this level of performance acceptable given experiences within the ERI for ward rooms reliant on Natural Ventilation alone.
- § It should be noted that the envisaged approach is not intended to be prescriptive and that alternative approaches where put forward beyond the Reference Design could also be valid provided the conditions of planning are not compromised and can be complied with and that level of thermal comfort achieved satisfies the clients brief and expectations.

5.0 Concluding Remarks

The simulation results given in this report are based on the output of a complex, dynamic Energy model, which takes account of the following design criteria:

- § Architect's drawings
- § Weather data
- § Simulation Software
- § Internal Conditions
- § Construction materials
- § Space Conditioning system efficiency

Any output from the model is only as accurate as the input of the variables associated with the above criteria.

It is essential that all parties understand and accept the various criteria, as these 'drive' the performance of the building.



Outgoing Email

Email has been Sent

From: Michael O'Donnell
Reply To: hk.edinburgh@hulley.co.uk
Sent: Friday 02/07/2010 16:52
To: gbrodie [REDACTED]
Cc: dmuit [REDACTED], rowe [REDACTED]
Subject: Re: Healthcare Room Temperature Design Criteria

Project: Royal Hospital for Sick Children, Edinburgh.
 Our Ref: 11276/EDI/OEML/0249

Graeme - I tried to copy Richard Owen into this response but I can't get the full address from the mail chain. Can you please forward on.

On RHSC our design approach for the listed rooms types will be as follows:

1. Typical bedroom

Design Criteria - HTM 03-01 Clause 2.15 - internal temperatures in patient areas should not exceed 28C db for more than 50 hrs per year. Appendix 2 HTM 03-01 gives 18C to 28C float range and recommends 6ac/hr through mechanical supply or natural vent (or both)

Design Solution for RHSC- Dynamic Simulation Modelling we have carried out in previous schemes show that with around 4ac/hr of cooled supply air to for example a typical ward room can maintain such conditions. Normally, extract is achieved through en-suites. This would be supplemented by opening windows for natural ventilation.

2. HDU bed areas

Design Criteria - HBN 57 gives specific guidance as well as HTM 03-01 - esp Appendix 2 for air change rates - 10ac/hr S&E, 18C to 25C control range.

The department should be air conditioned and controlled on a zonal basis.

Design Solution for RHSC - With 10ac/hr of cooled supply and extract air and with multiple zoned ducted reheat batteries on supply to critical care wards/individual/zoned rooms it is possible to maintain such conditions. Central AHU plant requires humidification.

3. Post theatre recovery areas

Design Criteria - HTM 03-01 - esp Appendix 2 for air change rates - 15ac/hr S&E , 18C to 25C control range.

Design Solution for RHSC - With 15ac/hr of cooled supply and extract air to recovery area it is possible to maintain such conditions. Central AHU plant requires humidification.

Note that the resultant cooling capacity of the above approach would obviously be less for the summer ambient design conditions in Scotland compared to London.

Object ID: A42686387

FCU's is a possible alternative approach to zoned temperature control, however given that the required fresh air change rates especially in HDU and Recovery Areas are as high as they are (for clinical reasons) , it makes sense in RHSC to use the air change rates to act as the cooling medium which avoids the cost and maintenance burden of FCU's with filters, chilled water control valves and heating control valves, albeit with zoned ducted reheats we shall have the heating control valves but not the cooling control valves or the filters. There may be other briefing reasons for the approach proposed by the consultant on the London project.

I hope this assists.

Regards

Original Message:

From: "Brodie, Graeme" <[REDACTED]> on
To: <Michael.ODonnell@[REDACTED]>
cc: "Muir, David" <[REDACTED]>
Subject: Healthcare Room Temperature Design Criteria

Michael -

Email below is from our London Region who are having a problem with M&E design relative to HTM 03-01.

The M&E designer seems to be proposing a multitude of fan coil units capable of bringing temperatures down to 18 degrees on the hottest summer day. Fan coil units in these areas also seem to conflict with other HTM's.

Can you advise what your experience of this is and what approach we would take for RHSC.

Regards

Graeme

Graeme Brodie | Architectural & Technical Services Manager | BAM Construction Ltd - Scotland
Kelvin House, Buchanan Gate Business Park, Stepps, Glasgow G33 6FB | T [REDACTED] | M [REDACTED]
[REDACTED] | www.bam.co.uk

From: Owen, Richard
Sent: 30 June 2010 10:10
To: Brodie, Graeme; Muir, David
Cc: Thomas, Fiona
Subject: Healthcare Room Temperature Design Criteria

Object ID: A42686387

Graeme, David,

After some assistance if you can help.

Working on a healthcare scheme at Chelsea & Westminster Hospital, and the incumbent services designer who we were asked to use, is taking a rigid interpretation of the temperature design criteria from HTM 03-01 Appendix 2 (copy attached) and is designing the scheme to cool to 18 deg C which is leading to a solution supplemented by lots of fan coil units in accommodation space!

I have highlighted on the schedule the room type that we have on our scheme. Do you have temperature design criteria for a typical bedroom, HDU bed areas & post theatre recovery areas that we could compare?

The advice from our usual services engineers is you agree temperature criteria with the hospital Trust [and](#) derogate from those in the HTM.

Is this your experience?

Regards

Richard

Richard Owen | Design Manager - London | BAM Construction Ltd

8th Floor, 24 Chiswell St, London EC1Y 4TY

DD [REDACTED] | T [REDACTED] | www.bam.co.uk

BAM is a Sunday Times Best Green Company 2010

‘This e-mail communication contains information that is confidential and may also be privileged.

It is intended for the exclusive use of the addressees.

If you are not the person or organisation to whom it is addressed, you must not copy, distribute, or take any action in reliance upon it.

If you have received this communication in error, please notify BAM Construct UK immediately (telephone: +44 (0)1442 238 300).

BAM Construct UK Ltd will not accept liability for contractual commitments made by individuals employed by this company outside the scope of our business.

Please note that neither BAM Construct UK Ltd nor the sender accepts any responsibility for viruses and it is your responsibility to scan attachments (if any).’

BAM Construct UK Limited registered office Breakspear Park, Breakspear Way, Hemel Hempstead, Herts HP2 4FL Company Registration No.3311781



- 2010-06-29 HTM 03-01 Appendix 2 Recommended Air Changes-Temperature requirements.pdf

PLEASE NOTE: Our Edinburgh office has moved to new premises. Our new address details are:

Hulley & Kirkwood Ltd, The Stack, Papermill Wynd, McDonald Road, Edinburgh, EH7 4QL.
Tel: 0131 558 4888, Fax: 0131 558 4889

Appendix 2 – Recommended air-change rates

Application	Ventilation	AC/hr	Pressure (Pascals)	Supply filter	Noise (NR)	Temp (°C)	Comments (for further information see Chapter 6)
General ward	S/N	6	–	G4	30	18–28	
Communal ward toilet	E	6	–ve	–	40	–	
Single room	S/E/N	6	0 or –ve	G4	30	18–28	
Single room WC	E	3	–ve	–	40	–	
Clean utility	S	6	+ve	G4	40	18–28	
Dirty utility	E	6	–ve	–	40	–	
Ward isolation room	–	–	–	–	–	–	See Health Building Note 04-01 (Supplement 1)
Infectious diseases isolation room	E	10	–5	G4	30	18–28	Extract filtration may be required
Neuroleptic patient ward	S	10	+10	H12	30	18–28	
Critical care areas	S	10	+10	F7	30	18–25	Isolation room may be –ve pressure
Birthing room	S & E	15	–ve	G4	40	18–25	Provide clean air-flow path
SCBU	S	6	+ve	F7	30	18–25	Isolation room may be –ve pressure
Preparation room (lay-up)	S	>25	35	F7	40	18–25	
Preparation room/bay (sterile pack store)	S	10	25	F7	40*	18–25	*50 NR if a bay in a UCV theatre
Operating theatre	S	25	25	F7	40	18–25	
UCV operating theatre	S	25*	25	H10 or greater	50	18–25	*Fresh-air rate; excludes recirculation
Anaesthetic room	S & E	15	>10	F7	40	18–25	Provide clean air-flow path
Theatre sluice/dirty utility	E	>20	–5	–	40	–	
Recovery room	S & E	15	0	F7	35	18–25	Provide clean air-flow path
Catheterisation room	S	15	+ve	F7	40	18–22	
Endoscopy room	S	15	+ve	F7	40	18–25	
Endoscopy cleaning	E	>10	–ve	–	40	–	
Day-case theatre	S	15	+ve	F7	40	18–25	
Treatment room	S	10	+ve	F7	35	18–25	
Pharmacy aseptic suite	S	20	#	H14	–	18–22	# See EGGMP (Orange guide) ^a
Category 3 or 4 containment room	#	>20	#	H14*	–	18–22	# See ACDP guide; *Filter in extract
Post-mortem room	S & E	S = 10 E = 12	–ve	G4	35	18–22	Provide clean air-flow path
Specimen store	E	–	–ve	–	–	–	Fan accessible from outside of store

Notes: 18–22°C indicates the range over which the temperature may float.

18–22°C indicates the range over which the temperature should be capable of being controlled.

S = supply

E = extract

N = natural ventilation

a – European guidelines on good manufacturing practice published by the Medicines and Healthcare products Regulatory Agency (MHRA)

From: Duncan, Andrew A
Sent: 28 February 2012 31
To: Brady, Thomas
Cc: McQuarrie, Fraser; Scott, Andrew G; Stillie, David
Subject: RHSC & DCN - Reference Design Team Compliance Statement Requirements
Attachments: RHSC & DCN - Reference Design Compliance Statement Requirements Schedule.pdf

Tom






There is an action on the Reference Design Team to confirm that the Reference Design complies with NHS Guidance and key legislation. I attach the requirement schedule for each of the Reference Designers to respond to. We require a statement from each designer to confirm that the Reference Design complies with the Requirements Schedule. Should it not fully comply then each designer shall confirm that the Reference Design complies with the Requirements Schedule with a schedule of derogations.

We will need the compliance statement from the Reference Designers before they leave the project to work for potential bidders.

Thank you

Andy

Andy Duncan
Mott MacDonald
Caledonian Exchange
19A Canning Street
Edinburgh
EH3 8EG

DD: 
Tel: 
Fax: 
Mob: 
Email: 

This message is from Mott MacDonald Limited, registered in England number 1243967. Registered Office: Mott MacDonald House, 8-10 Sydenham Road, Croydon, Surrey, CR0 2EE, England.

This document should not be relied on or used in circumstances other than those for which it was originally prepared and for which Mott MacDonald was commissioned. Mott

MacDonald accepts no responsibility for this document to any party other than the person by whom it was commissioned.

NIGHTINGALE
associates ■■■■

bmj architects



ARUP

RHSC + DCN - Little France, Edinburgh
Reference Design Proposals

NA-10727-REP-Derogations List
16th March 2012

Derogations List

The following are the comments compiled by Nightingale Associates, BMJ Architects, Hulley & Kirkwood and Arup regarding Mott MacDonald document 'Reference Design Compliance Statement Requirement' dated 28th February 2012 and matters relating to compliance generally and derogations:

1. Generally

As mentioned in NA e-mail dated 29th February, issues relating to compliance shall only be relevant in so far as the proposals have generally been required to be developed to an equivalent level of RIBA Stage C.

2. Reference Design Compliance Statement Requirement

DOCUMENT	COMMENT
Firecode	We have followed all relevant NHS Scotland Firecode documents and specific other Firecode documents referenced in the Scottish section of 'Space for Health'. The only derogation thus far is SHTM 81 Part 3, as referred to below.
HAI SCRIBE	We have followed this guidance in tandem with advice from NHS Lothian.
Health Building Notes	We have followed these where there is no equivalent Scottish guidance.
Health Facilities Notes & Scottish Health Facilities Notes	We follow SHFNs where applicable or where they are referred to by NHS Lothian staff; HFNs only when advised of a need to do so by NHS Lothian.
Health Guidance Notes and Scottish Health Guidance Notes	As above.
Health Technical Memoranda and Scottish Health Technical Memoranda	We have followed SHTMs and also HTMs when there is no Scottish equivalent.
Health Technical Notes and Scottish Health Technical Notes	These are essentially management criteria so we have referred to these only where directed to do so by NHS Lothian.
Scottish Fire Practice Notes	We have referred to these in conjunction with Arup Fire.
Scottish Government Health Directorates Circulars	We have followed these where advised to do so by NHS Lothian (such circulars are normally issued to health boards who then transmit to design teams where applicable).
Scottish Health Planning Notes	We have followed these where applicable.
Primary and Social Care Premises (Planning and Design Guidance)	We do not believe this is applicable to an acute hospital development.

NHS publication 'Performance requirements for building elements used in healthcare facilities'	We do not believe this is applicable to a RIBA Stage C design report. This would be within the Trust Advisor's domain not the Reference Design Team.
NHS Scotland & NHS Policies	We have followed all relevant policies as identified by NHS Lothian in their briefing documentation.
The Board's Policies	The operational policies received have been commented upon in detail by the reference design team although we have not been provided with any amended versions. We have followed the operational policies as initially outlined, but have agreed derogations with NHS Lothian where the signed-off 1:200 layout does not fully comply with these policies. These derogations are covered in section 3 of the report and through the 1:200 drawing sign off process. We are not aware of any other 'board policy' to which we must comply.
Health Department Letters (or Management Executive Letters) as appropriate published by SEHD and SGHD	These would normally be issued to health boards for onward transmission to design teams as appropriate. We have not been issued with any such documentation by NHS Lothian, nor directed to follow any specific reference.
Safety Action Notices published by NHS Scotland	We have followed these where applicable or where such notices have been substituted by advice from NHS Lothian's Health & Safety, Infection Control, or Manual Handling teams.
Equality Legislation	We have followed these where applicable except where they have been overridden by NHS Lothian policies - e.g. derogation from the Workplace Regulations was agreed regarding separate male and female staff toilet provision where there were less than 25 staff in a department.
The Building (Scotland) Regulations 2004 and its amendments	We have followed these but with a caveat that some fire engineering aspects have not been fully tested with the relevant authorities to guarantee an equivalent level of compliance with a prescriptive approach – or where instructed to follow NHS Lothian policies where clinical need is deemed to override compliance (open linen bays versus full enclosure).
BS8300:2009	We have followed the guidance here except where it conflicts with parallel guidance contained within SHPNs and HBNS. In such instances discussion has been taken with NHS Lothian staff as to clinical priority and a derogation applied if instructed.



SCOTTISH HOSPITALS INQUIRY
Hearing Commencing
24 April 2023
Bundle 4 – Environmental Matrix